

Project: IEEE P802.15 Working Group for Wireless Personal Area Networks (WPANs)

Submission Title: [Learning and Recognition with Neural Network of Heart Beats Sensed by WBAN for Patient Stress Estimate for Rehabilitation]

Date Submitted: [11 March 2019]

Source: [Yoshihiro Kinjo¹, Ryuji Kohno^{1,2,3}] [1;Yokohama National University, 2;Centre for Wireless Communications(CWC), University of Oulu, 3;University of Oulu Research Institute Japan CWC-Nippon]
Address [1; 79-5 Tokiwadai, Hodogaya-ku, Yokohama, Japan 240-8501

2; Linnanmaa, P.O. Box 4500, FIN-90570 Oulu, Finland FI-90014

3; Yokohama Mitsui Bldg. 15F, 1-1-2 Takashima, Nishi-ku, Yokohama, Japan 220-0011]

Voice:[1; +81-45-339-4115, 2:+358-8-553-2849], FAX: [+81-45-338-1157],

Email:[1: kinjo-yukihiro-vm@ynu.jp, kohno@ynu.ac.jp, 2: Ryuji.Kohno@oulu.fi, 3: ryuji.kohno@cwc-nippon.co.jp] Re: []

Abstract: [A use case of dependable wireless body area network(WBAN) for learning and recognition of patient stress with machine learning is introduced.]

Purpose: [information]

Notice: This document has been prepared to assist the IEEE P802.15. It is offered as a basis for discussion and is not binding on the contributing individual(s) or organization(s). The material in this document is subject to change in form and content after further study. The contributor(s) reserve(s) the right to add, amend or withdraw material contained herein.

Release: The contributor acknowledges and accepts that this contribution becomes the property of IEEE and may be made publicly available by P802.15.

Learning and Recognition with Neural Network of Heart Beats Sensed by WBAN for Patient Stress Estimate for Rehabilitation

Yukihiro Kinjo*, Ryuji Kohno* †

* Graduate School of Engineering Yokohama National University

† University of Oulu Research Institute Japan – CWC-Nippon, Co. Ltd.

Agenda

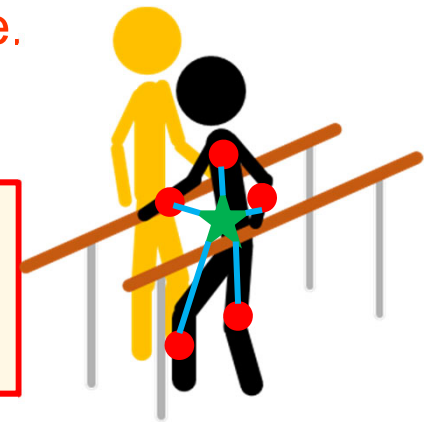
1. **Introduction** : motivation, system model, aim of the research
2. **Conventional Method** : deep learning as calculation complexity method
3. **Basic Proposal Method**
: Basic Proposal Method with Pre-Learning
4. **Modified Proposal Method**
: less calculation complexity method by Neural Network with preprocessing
5. **Conclusion**

1.1 Motivation

- According to medical knowledge, **the result of rehabilitation will be better if the patient feels comfortable.**
- **Individual Approach** as well as categorical approach is important for **patients not to feel stress** during rehabilitation.
- Usually, the therapist judge whether the patient feels stress. There is **no clear criteria.**
- On the other hand, it is known that **there is a correlation between stress and biosignals** like Electrocardiogram (ECG).
- **WBAN can measure biosignals of the patient in real time.**

Stress estimate in real time using biosignals obtained from WBAN

we use heartbeat information from ECG in this research.



1.2 System Model

Processing Procedure

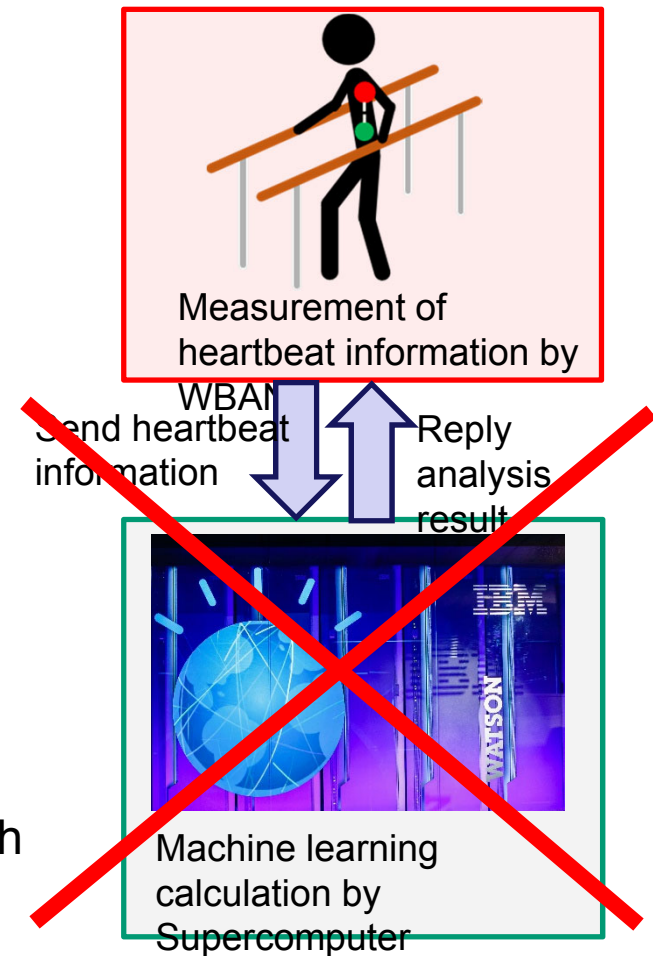
1. Measurement of heartbeat information by WBAN sensor
2. Send heartbeat information to WBAN coordinator
3. Machine learning calculation (Neural Network) by WBAN coordinator
4. Stress estimate

Advantage

- Transmission of biosignals to the supercomputer is unnecessary and network delay is eliminated.
- Cost reduction of system introduction

Problem

- Machine learning (especially deep learning) requires **huge amount of computation** and **takes long time** with the processor of the coordinator.




1.3 Aim of the Research

When computing machine learning with the processor in the WBAN coordinator,

Problem

Machine learning (especially deep learning) requires long time to learn and estimate because of calculation complexity



Aim of the research


➤ **Reduction of calculation complexity** for neural network

In my Proposal method,

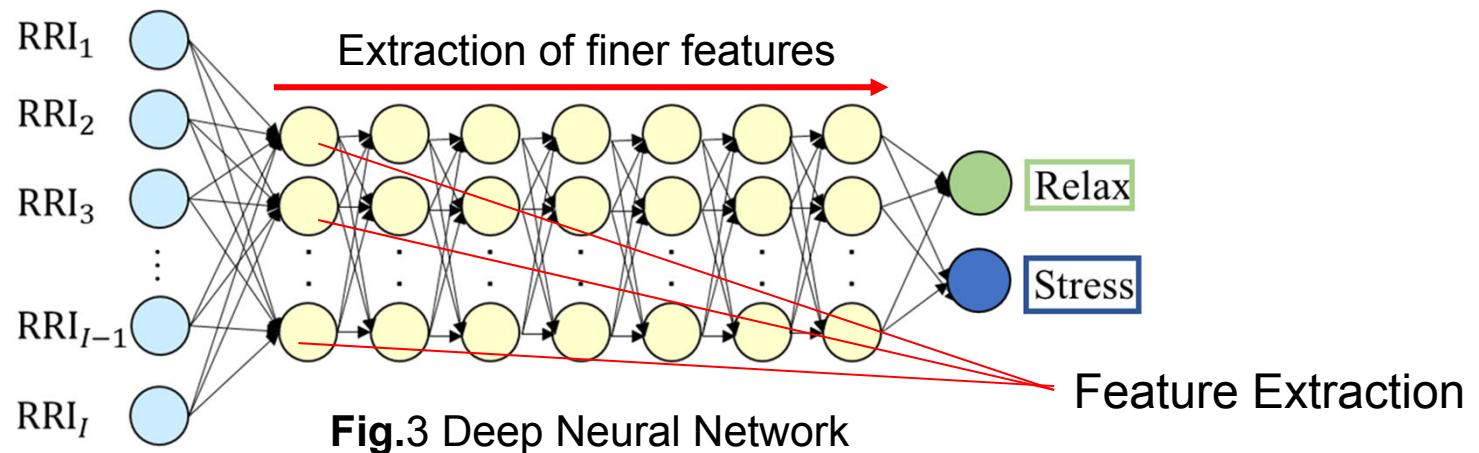
1. In advance, extract features relating to stress which are known medically
2. Extract the remaining features with neural network
3. This eliminates the need for many hidden layer of neural network.

2.1 Feature Extraction in Neural Network

- The features of the input data is **extracted in the unit of the hidden layer**
- **More features** can be extracted as **the number of units in the hidden layer** is increased
- **Finer features** can be extracted as **the number of the hidden layer** is increased
- The number of parameters and **calculation complexity increase as the number of units in the neural network increases.**
- It is unknown what the extracted features in the hidden layer specifically mean



【Proposal】 Extract necessary features reliably in advance

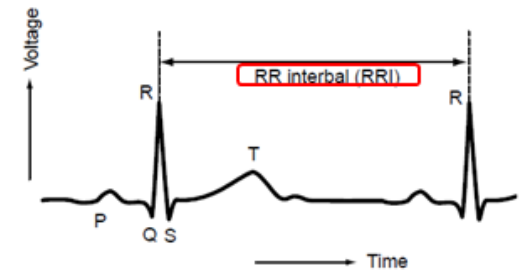


2.2 Features in heartbeat regarding stress

RRI (R-R interval)

Time interval of R wave in ECG.

It **reflects variation of autonomic nerves** correlated with emotion.



CVRR (Coefficient of Variance of RRI)

Index of variance of RRI

CVRR is **smaller when the patient feel stress**

$$CVRR = \frac{SDRR * 100}{mRR}$$

SDRR: standard deviation of RRI
mRR: mean RRI

Frequency

Frequency component in RRI **reflects impact of other biological information**[4].

0.04~0.15Hz(LF : Low Frequency)

→ **Blood pressure** control system

0.15~0.40Hz(HF : High Frequency)

→ RSA : **Respiratory** Sinus Arrhythmia

3.1 Preprocessing

- In this research, RRI is input to the neural network as heart beat information.
- In preprocessing, **RRI is translated to CVRR and frequency components.**
- These feature extraction do not require iterative calculation of weight correction

CVRR (Coefficient of Variance of RRI)

CVRR is derived from RRI by the following formula

$$CVRR = \frac{SDRR \times 100}{mRR}$$

SDRR: standard deviation of RRI
mRR : mean RRI

Frequency

Wavelet transform is performed for extraction of frequency components.

Wavelet transform : Effective time frequency analysis for unsteady signals like biosignals

$$\mathcal{W}_\psi[x(t)] = T(a, b) = \int_{-\infty}^{\infty} x(t)\psi_{a,b}^*(t)dt$$

$x(t)$: RRI signal

$\psi_{a,b}(t)$: wavelet

3.2 Proposal System

Proposal

Preprocessing is performed instead of multilayered Neural Network.

It is possible to **reliably extract useful features** while **reducing calculation complexity for learning**

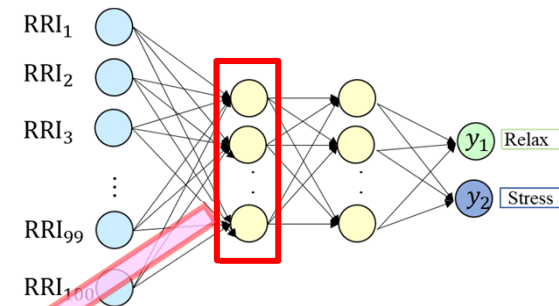


Fig.4 Multilayered Neural Network

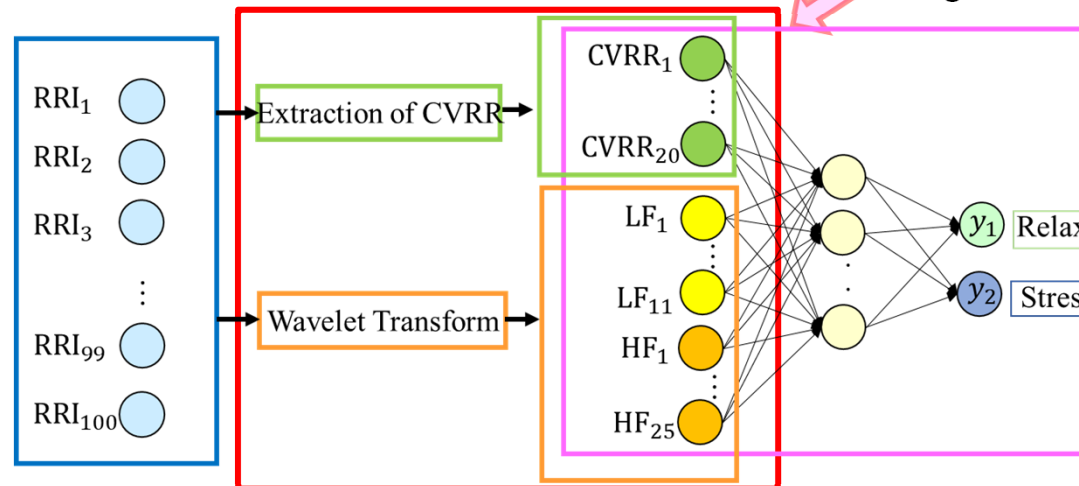


Fig.5 proposal system

3.2 Simulation regarding preprocessing

Comparison of the following performances of neural network depending on presence or **absence** of preprocessing and the type of preprocessing (**only CVRR**, **only wavelet transform**, **CVRR and wavelet transform**)

- **learning speed**
- **accuracy**
- **calculation complexity**
(**number of multiplication**)

In order to ensure reproducibility, we used artificial RRI data with label('relax' or 'stress') in this simulation.

Table. 1 simulation parameters

input neurons	56
hidden neurons	30
hidden layer	1
output neuron	2
activation function(hidden layer)	ReLU
activation function(output layer)	softmax
loss function	crossentropy
learning rate	0.01
optimizer	SGD
batch size	20
max epoch	1200

3.3 Results

Table. 2 comparison of calculation complexity

multiplication	RRI	Proposal
Preprocessing	0	180,043,200
Learning	2,595,360,000	892,320,000
total	2,595,360,000	1,072,363,200

Table. 3 comparison of accuracy

	RRI	CVRR	Frequency	Proposal
Accuracy[%]	81.13	89.66	68.5805	93.41

- Preprocessing reduced calculation complexity of learning
- Accuracy is improved by preprocessing
- Preprocessing of only extraction of CVRR also improve accuracy.
- Preprocessing of only wavelet transform decline accuracy
- CVRR is more important feature than frequency component

3.3 Results

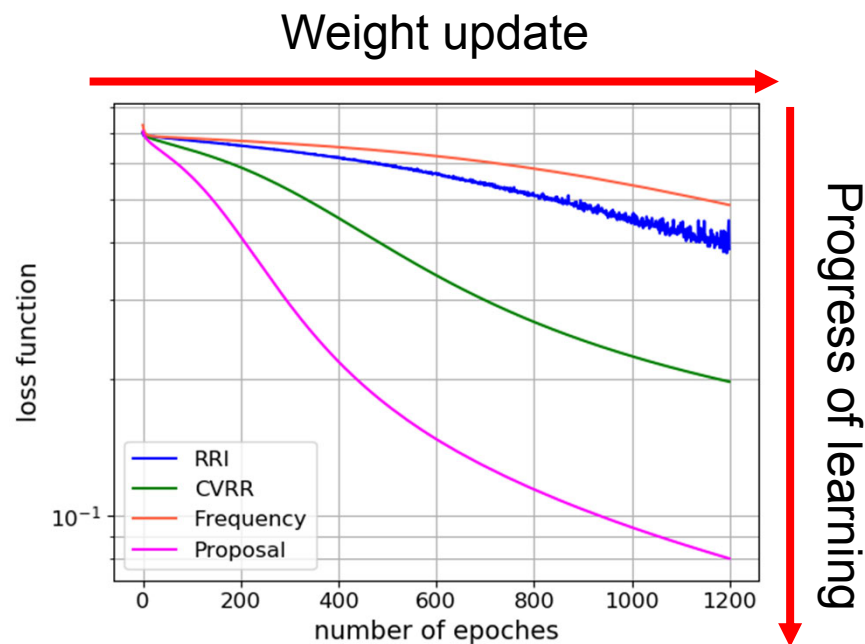
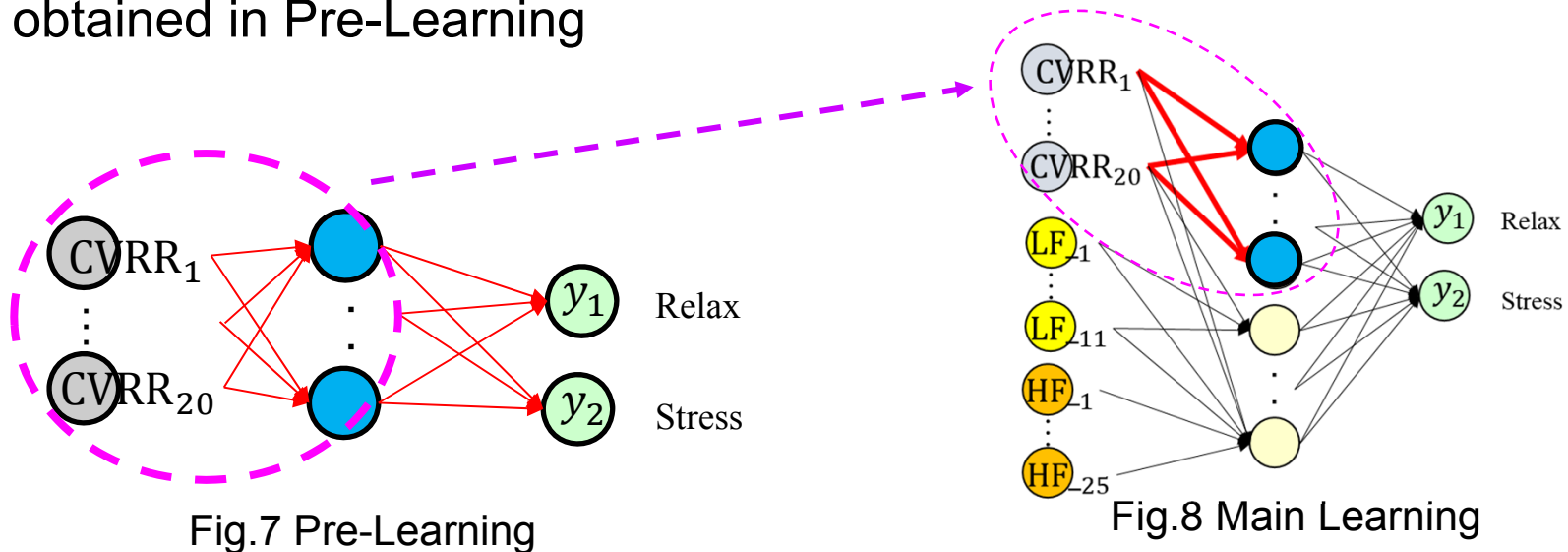


Fig. 6 comparison of learning speed

- Preprocessing of only extraction of CVRR improve learning speed
- Preprocessing of only wavelet transform decline learning speed
- CVRR is more important feature
- Combination of two types of preprocessing more than CVRR alone
- Frequency components are necessary, but **CVRR is more dominant feature** and important.

4.1 Pre-Learning

- **Pre-Learning** is introduced to proposal method **in order to extract feature of CVRR reliably**
- Weight obtained in Pre-Learning is used for Main Learning
- In Main Learning, Feature from both of CVRR and frequency components are extracted
- Weight of Red node is not updated in order to protect features obtained in Pre-Learning



4.1 Modified Proposal System

1. Preprocessing is performed to RRI, and CVRR and frequency component is extracted
2. Pre-Learning is performed with CVRR and features are extracted from CVRR
3. Main Learning is performed and features are extracted from both of CVRR and frequency components

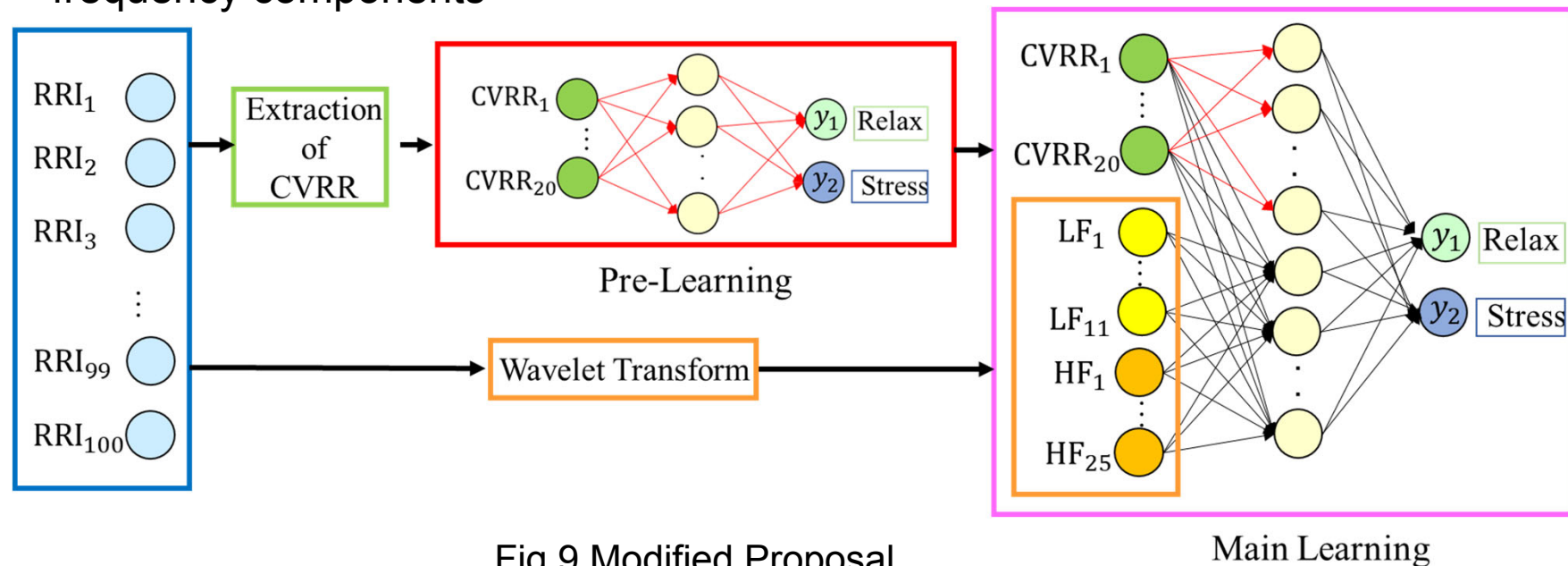


Fig.9 Modified Proposal System

4.2 Simulation regarding Pre-Learning

Comparison of the following performances of neural network with preprocessing depending on **presence** or **absence** of Pre-Learning

- learning speed
- accuracy
- calculation complexity
(number of multiplication)

- Table. 4 shows simulation parameters of Pre-Learning.
- Parameters of Main-Learning is same to the simulation just before.

Table. 4 simulation parameters of Pre-Learning

input neurons	20
hidden neurons	10
hidden layer	1
output neuron	2
activation function(hidden layer)	ReLU
activation function(output layer)	Softmax
loss function	Crossentropy
learning rate	0.01
optimizer	SGD
batch size	20
max epoch	1200

4.3 Results

Table. 5 comparison of calculation complexity

multiplication	without pre learning	with pre learning
Pre-Learning	0	232,320,000
Main-Learning	892,320,000	538,080,000
Total	892,320,000	770,400,000

Table. 6 comparison of accuracy

	without pre learning	with pre learning
Accuracy[%]	93.41	90.77

- Number of features is reduced in main learning by Pre-Learning
- Pre-Learning reduced calculation complexity

- Accuracy is declined by Pre-Learning
- It is considered that overfitting occurred because the method of extracting features was overly restricted.

4.3 Results

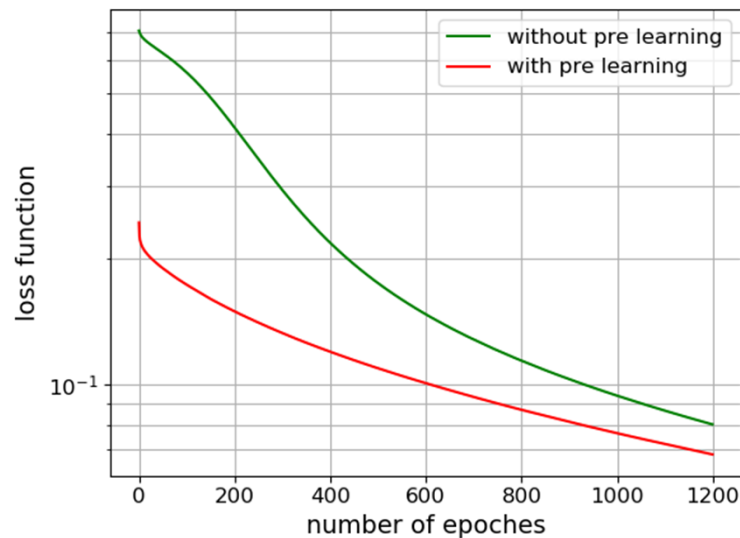


Fig. 10 comparison of learning speed (with pre-learning vs without pre-learning)

- Pre-Learning improved learning speed and reduced calculation complexity
- High learning speed is an important factor in estimating in real time.
- However, overfitting is occurred so we should consider method for extract better features.

5. Conclusion

Conclusion

- We proposed a method to perform **learning by neural network after feature extraction by preprocessing and Pre-Learning** to reduce calculation amount
- Preprocessing and Pre-Learning **improved learning speed and reduced calculation complexity**
- Pre-Learning **declined accuracy** because of overfitting
- We should consider method for extract better features.

Future Work

- Consideration of more suitable feature extraction method
- Consideration of multi-class classification of 3 classes or more according to stress level

Thank you for your attention

Appendix 1. Artificial RRI signal

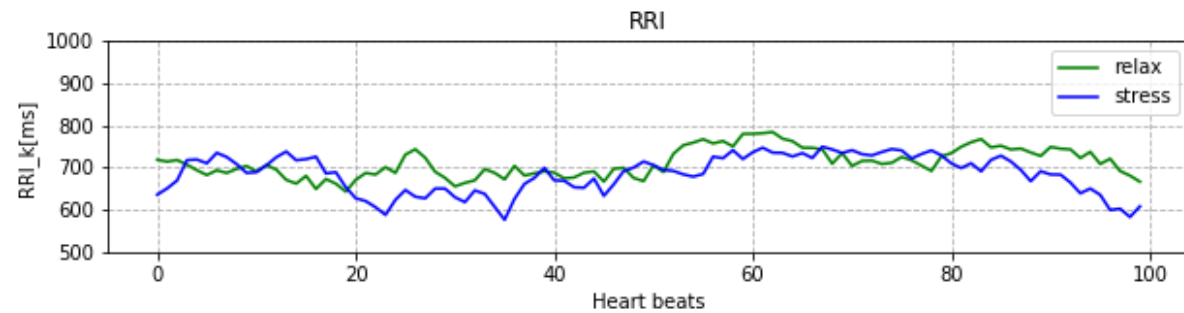
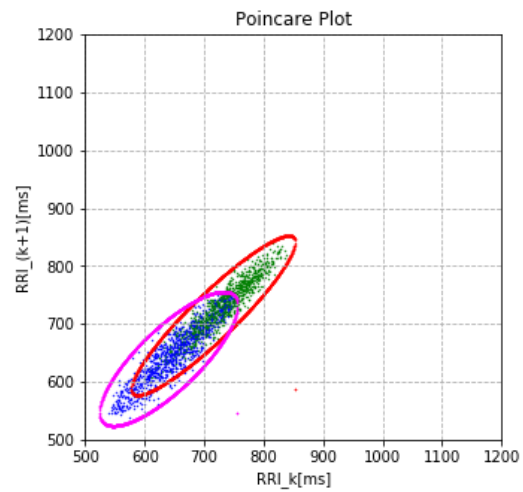


Fig 11 Artificial RRI signal