

Project: IEEE P802.15 Working Group for Wireless Personal Area Networks (WPANs)

Submission Title: Introduction to Taiwan High Speed Rail Broadband System

Date Submitted: March 10, 2015

Source: Ching-Tarng Hsieh, Industrial Technology Research Institute

Contact: Ching-Tarng Hsieh, Industrial Technology Research Institute

Voice: +886-3-591-7379, E-Mail: chsieh@itri.org.tw

Re: IG HRRC Discussion

Abstract: This contribution summarizes ITRI's work on Taiwan High Speed Rail broadband system.

Purpose: To share ITRI's experience on high speed rail communications at the IG HRRC meeting and to express ITRI's interest in participating in the activities of the IG.

Notice: This document has been prepared to assist the IEEE P802.15. It is offered as a basis for discussion and is not binding on the contributing individual(s) or organization(s). The material in this document is subject to change in form and content after further study. The contributor(s) reserve(s) the right to add, amend or withdraw material contained herein.

Release: The contributor acknowledges and accepts that this contribution becomes the property of IEEE and may be made publicly available by P802.15.

Outline

- ❑ Background
- ❑ System Architecture for WiMAX
- ❑ Technology Breakthrough
- ❑ Achievements
- ❑ System Architecture for LTE
- ❑ Deployment and Handover Results
- ❑ Concluding Remarks

Why HSR Broadband Communication ?

From METIS FP7 to Horizon 2020

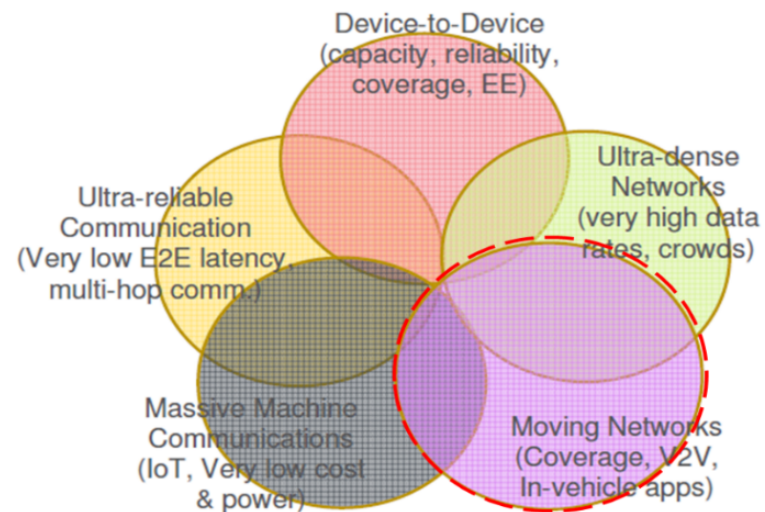
Moving network is recognized as a high-potential scenario

How to provide robust high-rate backhaul links for base stations is a major issue in high-mobility moving networks

Mobile applications on HSR will be a critical topic in the development of next-generation mobile broadband technologies

High throughput (Gbps)

Ultra-high mobility (500 km/h)



METIS FP7 Topics

HSR: high speed rail

Challenges along THSR Track

Shadowing caused by the terrain

Signal is blocked by hills, tunnels, or bridges

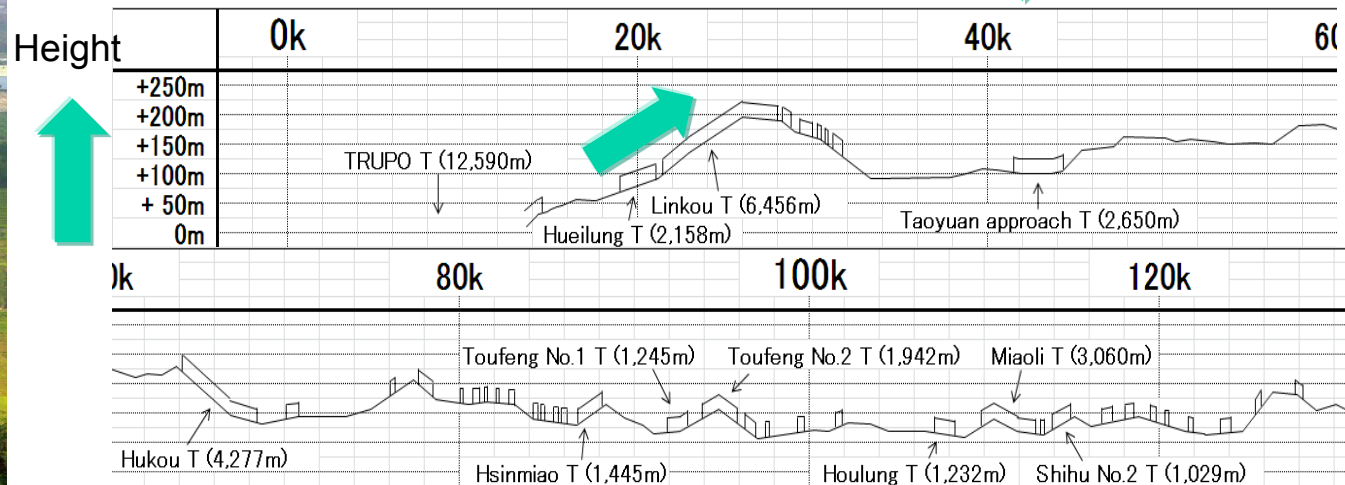
Hard to find good locations to construct base-stations

Frequent handover and group handover

Handover every 36 sec. (3 km distance, 300 km/hr)

Over 1,000 users on one train to handover simultaneously

HSR Mileage 



THSR: Taiwan high speed rail

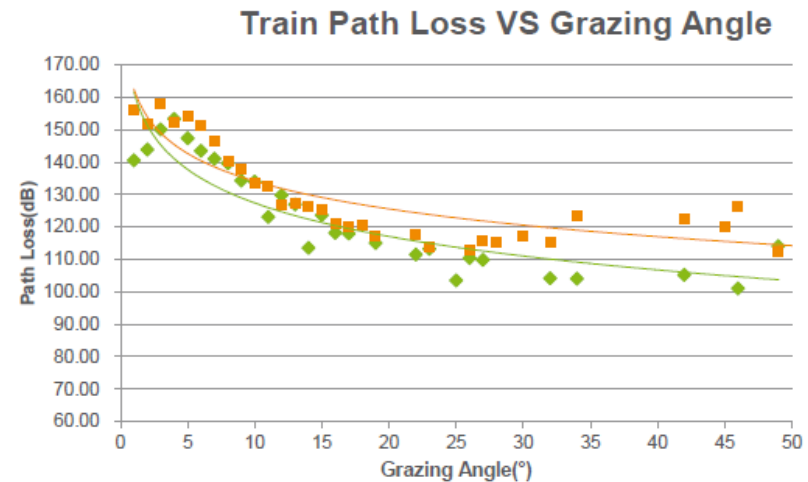
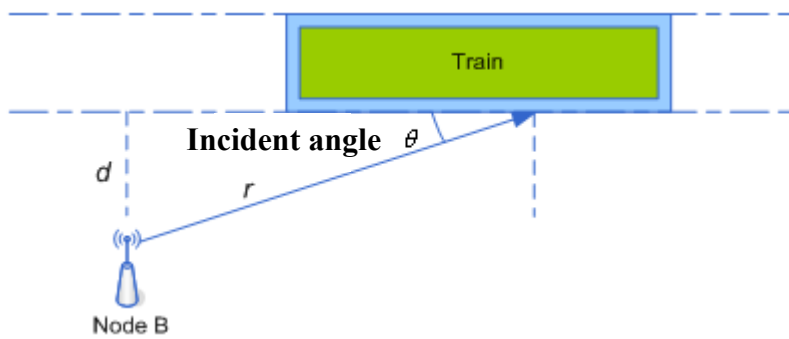
Constraints of THSR Train

According to Ericsson's experiment, the signal attenuation and its incident angle have the following relations:

The attenuation increases with the decrease of incident angle

The attenuation at different locations in a car varies significant

The attenuation close to and far from base station is 18 and 30 dB respectively in average, and the overall attenuation is about 25~30 dB



Incident angle

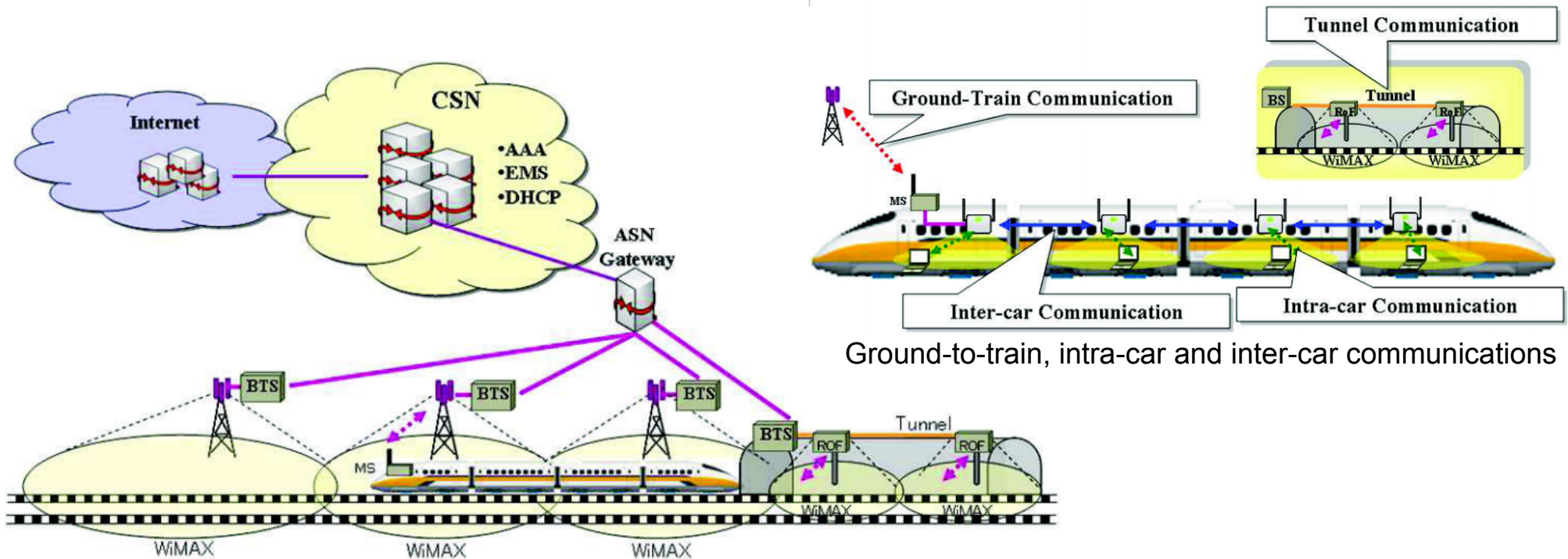
System Architecture for WiMAX

Core network: ITRI M-Taiwan WiMAX App. Lab. (MTWAL)

Ground-to-train communications: WiMAX in 2.5 GHz

Intra-car communications: IEEE 802.11b/g in 2.4 GHz band

Inter-car communications: IEEE 802.11a in 2.4 GHz band



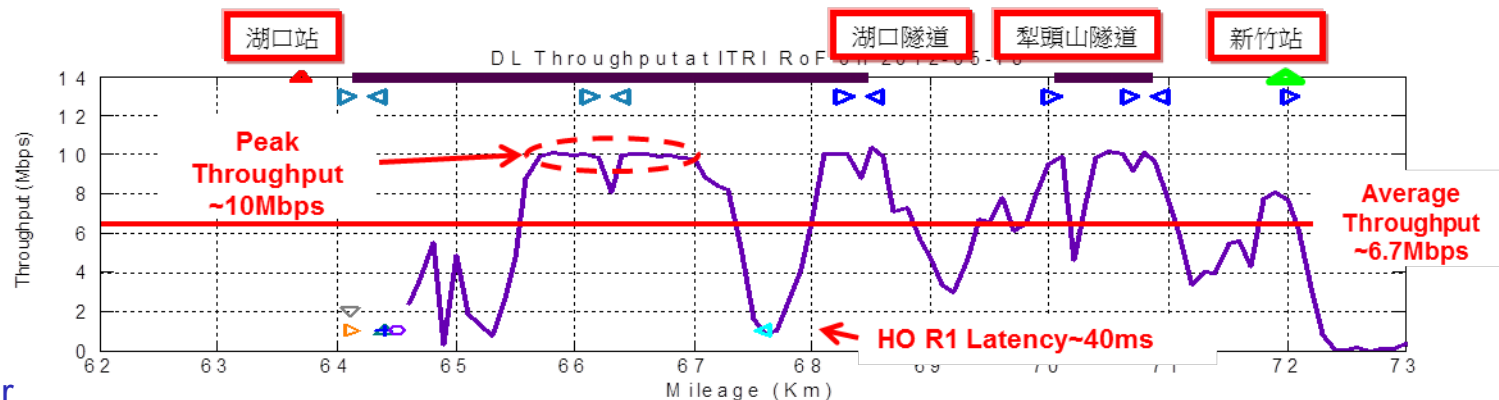
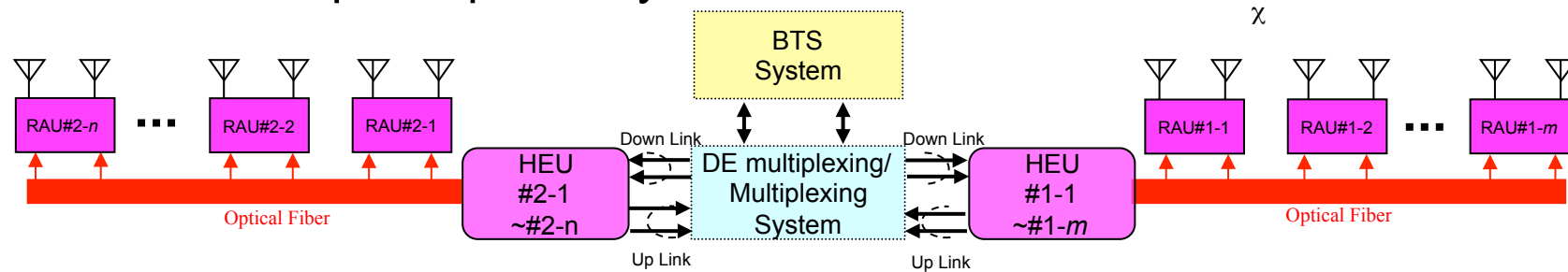
The ground network is based on ITRI MTWAL

Technology Breakthrough (1/4)

RoF Distributed Antenna System

Used to extend coverage, enhance reception, and improve frequent handover

Over 8 km covered by RoF, we successfully conducted handover at 300 km/h with 40 ms latency, and achieved peak and average rate of 10 and 6.7 Mbps respectively



RoF: radio-over-fiber

Technology Breakthrough (2/4)

Adaptive power and MCS for high speed channel

Improve reliability of intra-site handover

By limiting uplink MCS index

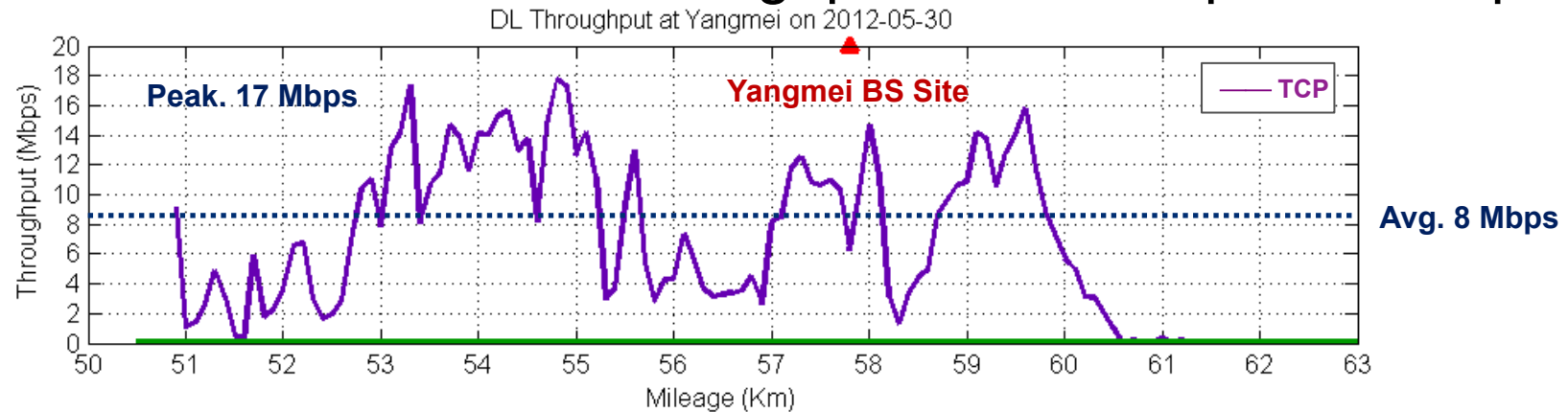
By improved power control convergence rate

Increase downlink throughput

By offsetting MS channel quality estimation

By modifying rate control algorithm

Achievement: increase throughput from 3 Mbps to 8 Mbps



MCS: modulation and coding scheme

Technology Breakthrough (3/4)

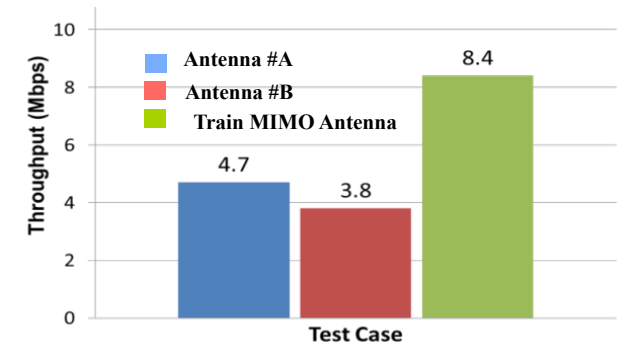

Enhanced MIMO antenna design at train roof

To fit in Kathrein radome

Orthogonal polarization and new antenna pattern design

Achievement: throughput is increased from 4.7 to 8.4 Mbps

Type	Auden				
	Frequency Band	2500 MHz	2560MHz	2600 MHz	2690 MHz
Peak Gain [dB]	Ant 1	0.02	0.14	1.35	1.98
	Ant 2	1.55	2.76	3.58	4.49
Front-to-side ratio [dB]	Ant 1	7	8	8	7
	Ant 2	7	9	8.5	7
Front-to-back ratio [dB]	Ant 1	1.02	1.14	1.5	2.98
	Ant 2	0.75	0.76	0.58	0.49
envelope correlation coefficient ρ	Uniform	0.0005	0.0021	0.003	0.0044
	North-south	0.017	0.071	0.146	0.254
Impedance	50 Ω				
VSWR	Antenna 1 < 1.85, Antenna 2 < 1.828				
Isolation [dB]	>-36.6				
Polarization	Orthogonal				



MIMO antenna design spec.

MIMO: multiple-input multiple-output


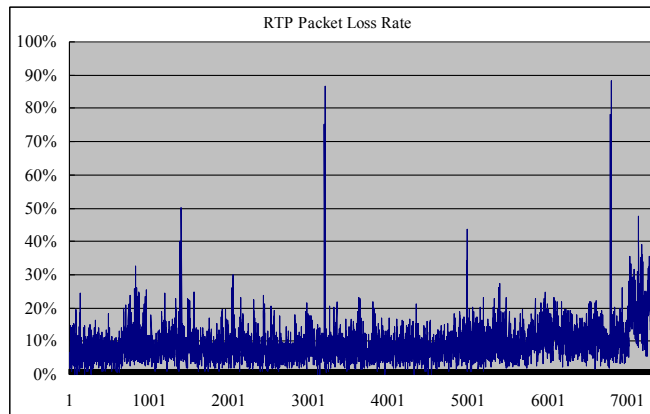
Technology Breakthrough (4/4)

Live TV service based on Application-layer FEC (AL-FEC)

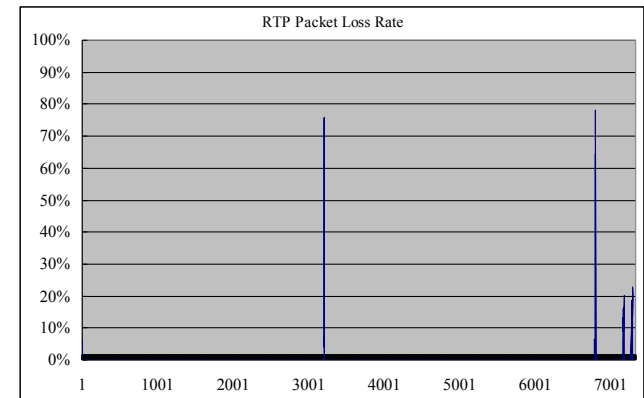
Save Wi-Fi backhaul bandwidth usage and prevent congestion

AL-FEC can eliminate 99% multicast packet loss and make multicast streaming service feasible on high speed trains


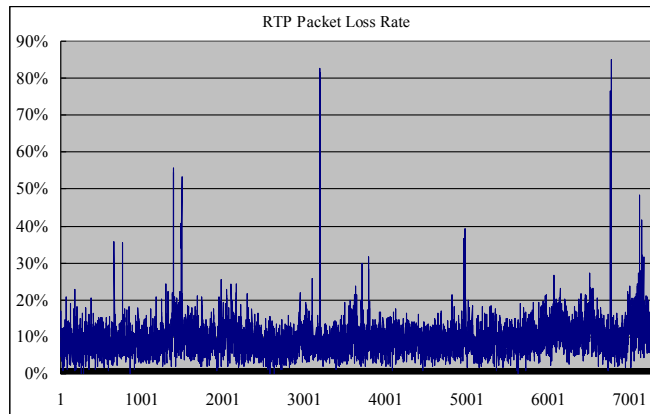
Android client
(Asus Transformer)



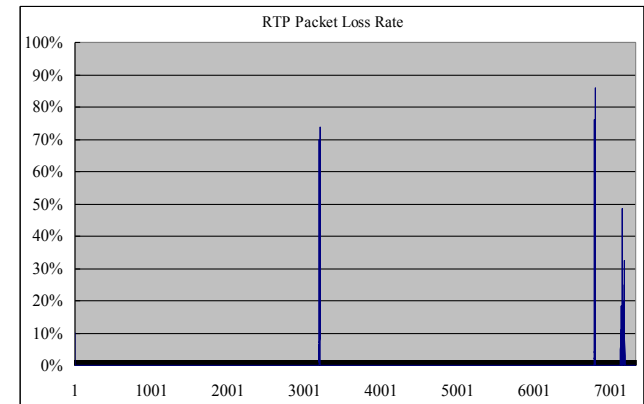
*After
AL-FEC
decoding*



iOS client
(iPad 3)



*After
AL-FEC
decoding*



FEC: forward error correction

Achievements

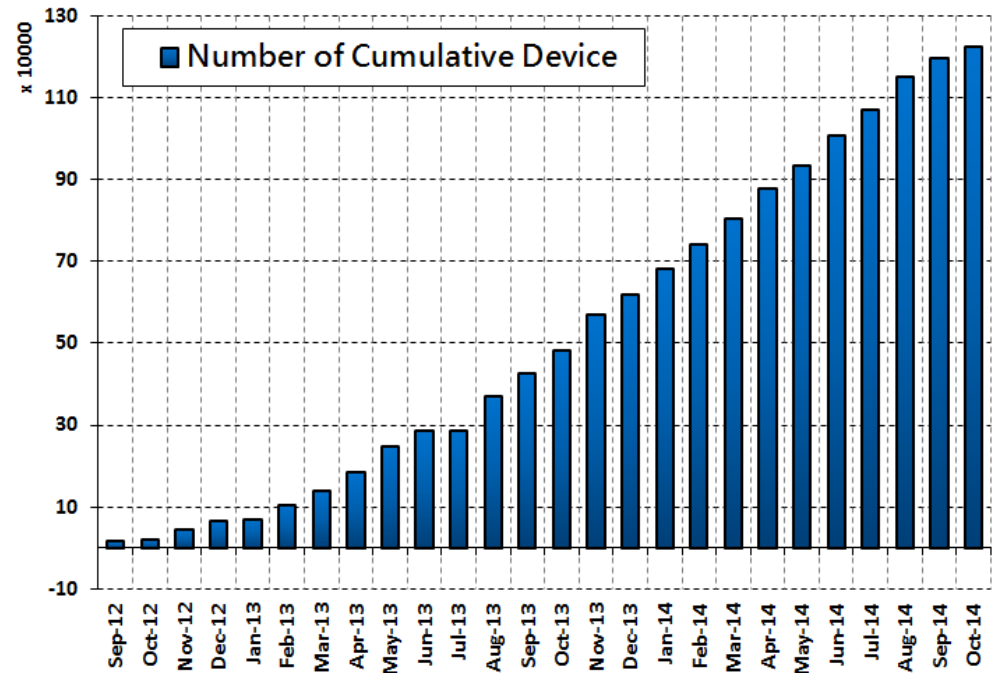
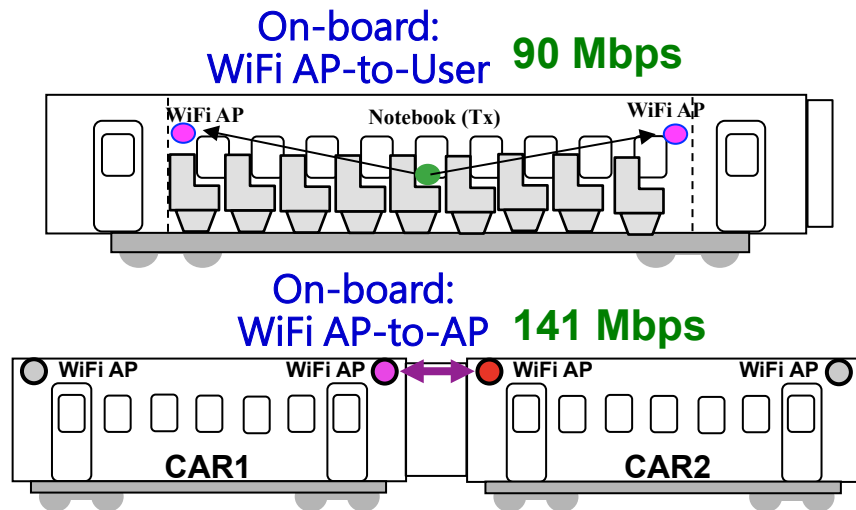
Two trains have been providing broadband services since Sep. 2012

The radio access technologies and bandwidth used :

ground to train: WiMAX backhaul (~8.4Mbps)

on-board : Wi-Fi access (~90Mbps)

The accumulated number of accesses of the Wi-Fi network is over 1 million



System Architecture for LTE

Two-hop architecture is exploited

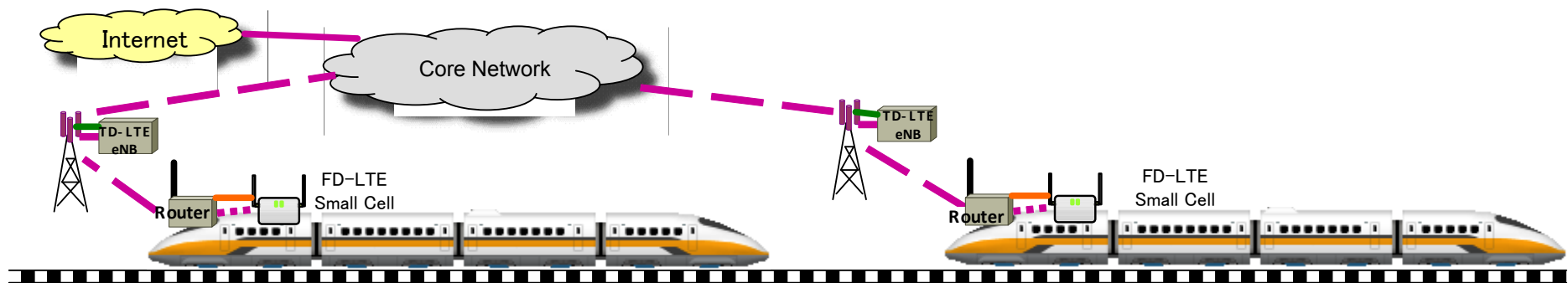
UEs on train use FD-LTE small cells

The FD-LTE small cells use TD-LTE wireless backhaul to connect core network

The advantages of two-hop architecture:

Reduced power consumption for UE

Simpler processing and signaling overhead for eNB

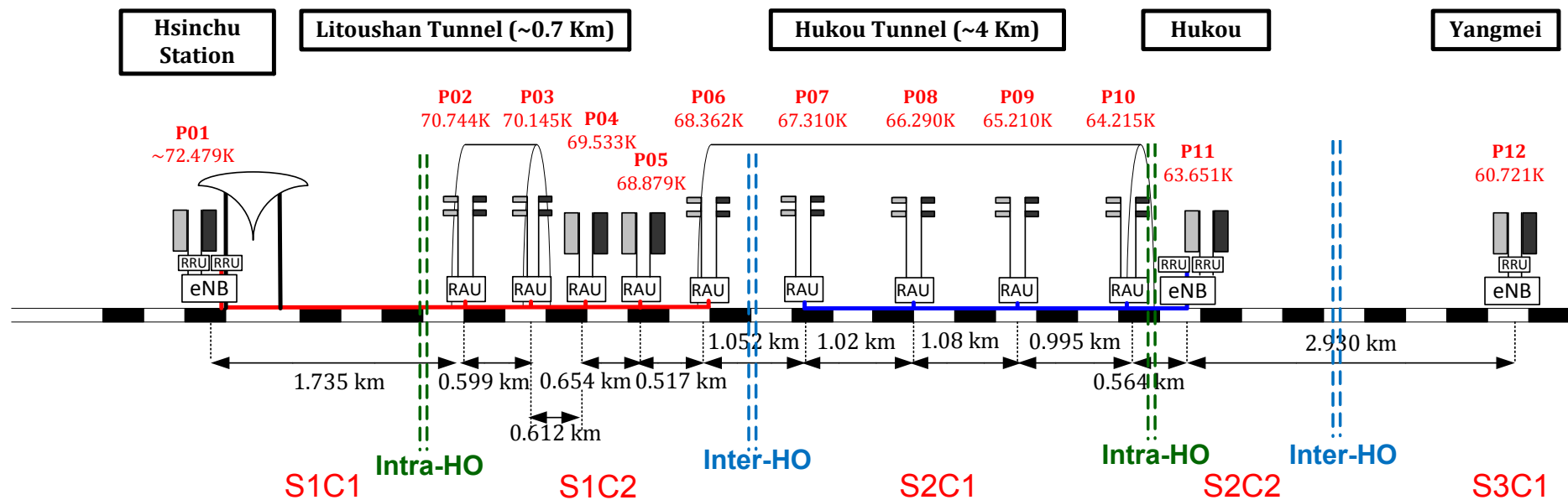


Field Trial Deployment

Handover (HO) performance was investigated

3 eNBs (P01, P11, P12) are deployed, where RoF systems with five RAUs (P02~P06) and four RAUs (P07~P10) are connected to P01 and P11, respectively, for signal coverage extension in two tunnels (Litoushan Tunnel 0.7 km, Hukou Tunnel 4 km).

The handover is classified as intra handover (intra-HO) and inter handover (inter-HO)

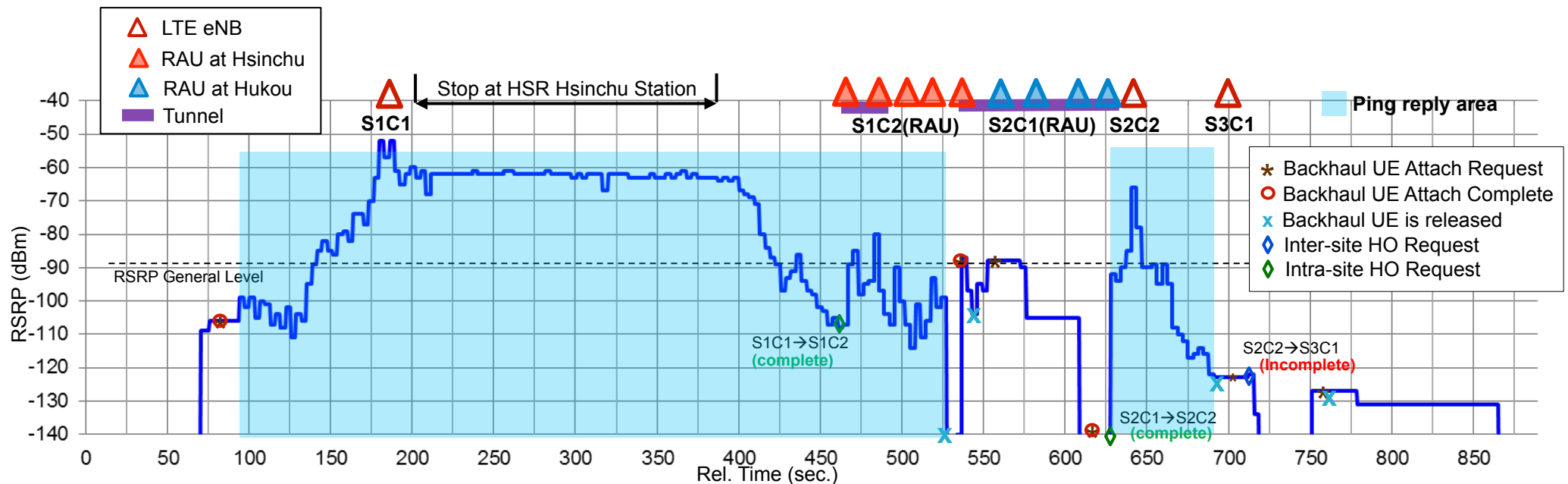
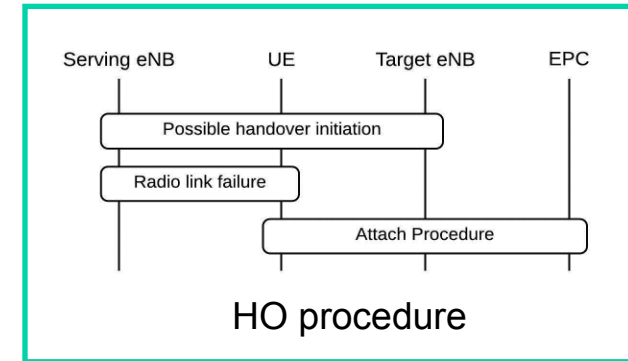


RSRP and Attach Performance (1/2)

Radio link failure (RLF) occurred at 525 sec

It corresponds to the location of the first inter-HO in the long tunnel (Hukou tunnel)

Attach was complete at 625 sec, followed by another RLF before 700 sec



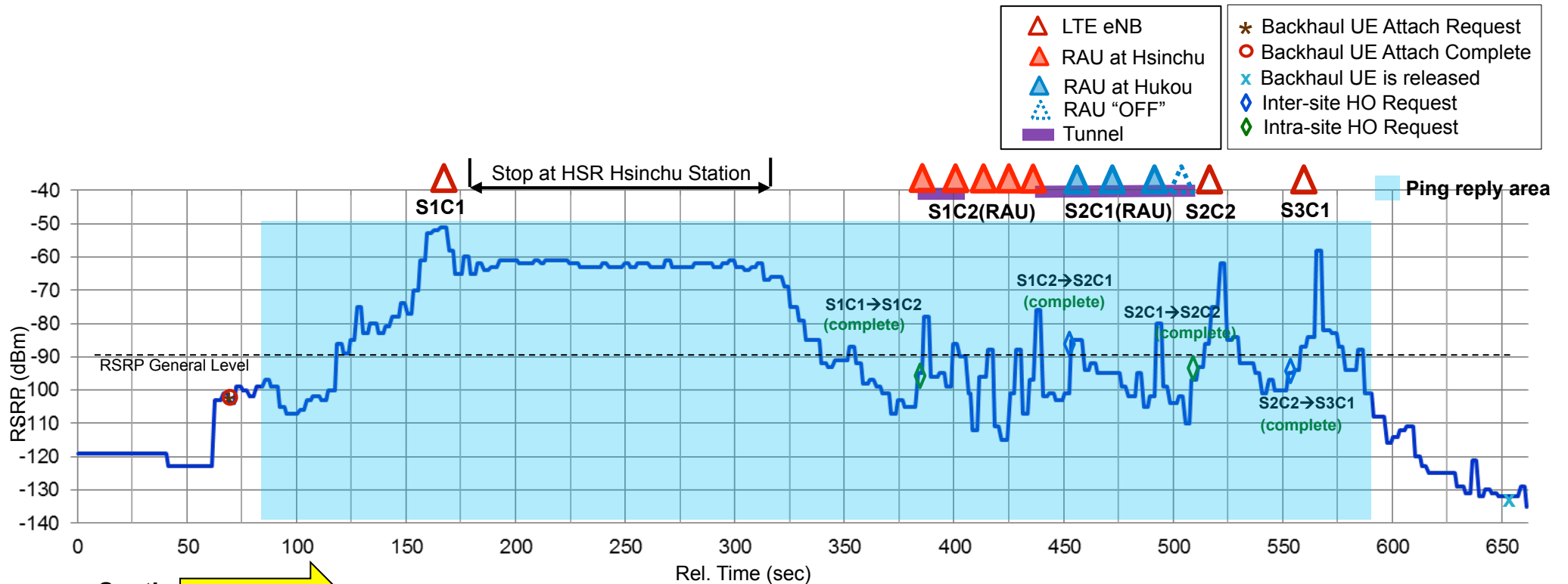
South **Direction** North

Field trial on 2014/12/05

RSRP and Attach Performance (2/2)

To solve the RLF issue during inter-site HO, one RAU (P10) was shut down and some eNB parameters were further adjusted

2 intra-HO and 2 inter-HO were executed successfully without RLF (continuous ping reply without interruption)



Field trial on 2014/12/17

Concluding Remarks

ITRI is cooperating with Ericsson to build a LTE HSR test-bed as the foundation for next-generation moving network research.

There is on-going effort to improve the throughput performance, including enhanced MIMO antenna design, load balancing with wireless backhaul diversity, etc.

ITRI looks forward to participating in the IG and cooperating with other parties to share our knowledge as well as expand our vision and visibility.



Thank you!

LTE System Parameters

Cell	S1C1 at Hsinchu South	S1C2 at Hsinchu North (RoF)	S2C1 at Hukou South (RoF)	S2C2 at Hukou North	S3C1 at Yangmei
State	ON	ON	ON	ON	ON
Physical CID	303	304	308	306	310
Sync. Dev.	<= 10 us	<= 10 us	<= 10 us	<= 10 us	<= 10 us
Tx. Mode	2	2	2	2	2
Bandwidth	15 MHz	15 MHz	15MHz	15 MHz	15 MHz
EARFCN	37875	37875	37875	37875	37875
Power PUCCH	-107 dBm	-107 dBm	-107 dBm	-107 dBm	-107 dBm
Power PUSCH	-93 dBm	-93 dBm	-93 dBm	-93 dBm	-93 dBm