

Project: IEEE P802.15 Working Group for Wireless Personal Area Networks (WPANs)**Submission Title:** Self Spatial Filtering Scheme for PAC**Date Submitted:** July 7th, 2013**Source:** Byung-Jae Kwak, Kapseok Chang, Seon-Ae Kim, Young-Hoon Kim, Moon-Sik Kim**Address:** 218 Gajeong-ro, Yuseong-gu, Daejeon, 305-700, Korea

Voice: +82-42-860-6618

E-mail: bjkwak@etri.re.kr, kschang@etri.re.kr

Re: TG8 Call for Proposal (IEEE P802.15-13-0069-05-0008)**Abstract:** Technical Proposal of Self Spatial Filtering Scheme for PAC**Purpose:** Proposal for discussion**Notice:** This document has been prepared to assist the IEEE P802.15. It is offered as a basis for discussion and is not binding on the contributing individual(s) or organization(s). The material in this document is subject to change in form and content after further study. The contributor(s) reserve(s) the right to add, amend or withdraw material contained herein.**Release:** The contributor acknowledges and accepts that this contribution becomes the property of IEEE and may be made publicly available by P802.15.

Self Spatial Filtering Scheme for PAC

Byung-Jae Kwak, Kapseok Chang,
Seon-Ae Kim, Young-Hoon Kim, Moon-Sik Kim

ETRI (Electronics and Telecommunications Research Institute)
Daejeon, Korea

July 2013
IEEE 802.15 Plenary
Geneva Switzerland

Outline

Spatial Filtering

- Discovery with Spatial Filtering
- Conventional Beamforming

Random Jittered Beamforming


- Main Idea
- Implementation
- Pre-defined Beampatterns

Simulation Results

- Simulation Parameters
- Simulation Results

Bibliography

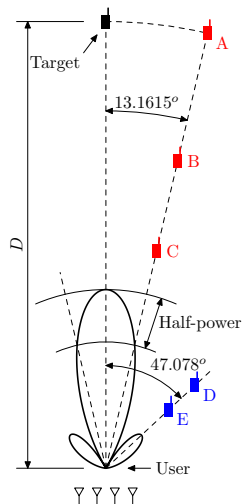
PAC Usage Scenario with Spatial Filtering



Spatial Filtering: Benefits and Requirements

- ▶ Benefits
 - ▶ Minimize signaling overhead
 - ▶ Minimize interference
 - ▶ Faster discovery
 - ▶ Improved user experience
- ▶ Spatial filtering scheme should
 - ▶ have good spatial resolution
 - ▶ minimize the harmful influence of sidelobes
 - ▶ be independent of the RSS or SNR (i.e., distance)
- ▶ H/W requirement
 - ▶ Transmitter: array antenna
 - ▶ Receiver: single antenna

Conventional Beamforming Does Not Work



4 antenna ULA

- Half-power beam width: 26.323°
- Side lobe at 47.078°
- Free-space path loss assumed

	Distance from user	SNR [dB]
Target	D	SNR_T
A	D	$\text{SNR}_T - 3$
B	$D/\sqrt{2}$	SNR_T
C	$D/2$	$\text{SNR}_T + 3$
D	$0.2722D$	SNR_T
E	$0.1925D$	$\text{SNR}_T + 3$

Problems

- Beam resolution not high enough
- Impossible to control/know the SNR of interfering devices
- Subject to the harmful effect of side lobes

Outline

Spatial Filtering

Discovery with Spatial Filtering

Conventional Beamforming

Random Jittered Beamforming

Main Idea

Implementation

Pre-defined Beampatterns

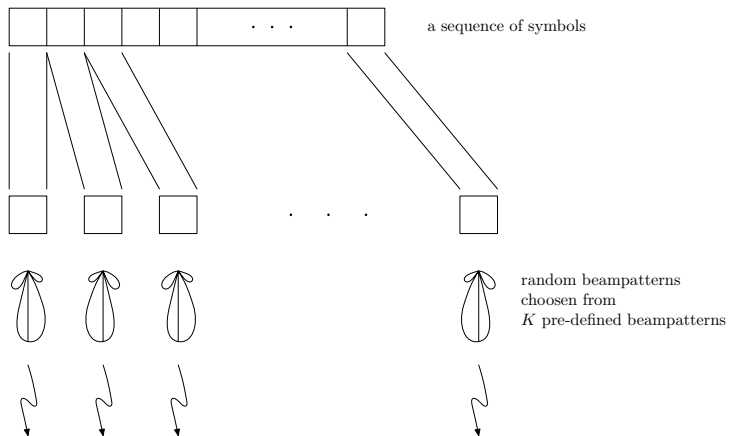
Simulation Results

Simulation Parameters

Simulation Results

Bibliography

Transmission



Received Signals

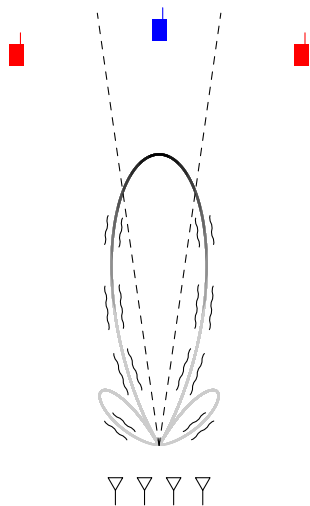


The received symbols in the **look direction**



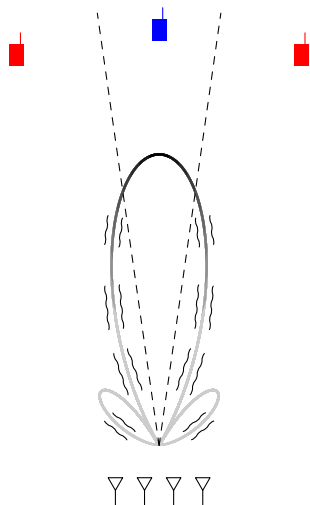
The received symbols **not** in the look direction

The Effect



“It is a terrible thing
to see and have no vision.”
– Helen Keller

The Effect



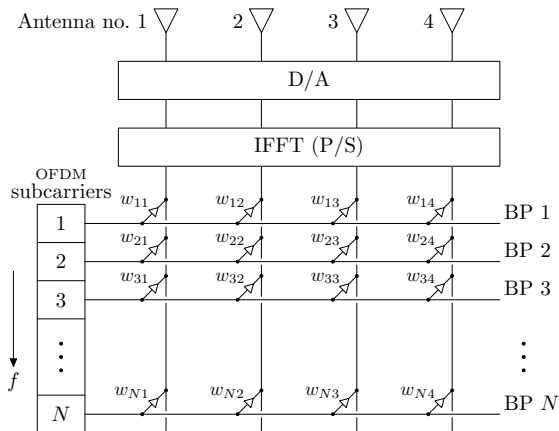
“It is a terrible thing
to see and have no vision.”
– Helen Keller

“It is a terrible thing
to see and have no vision.”
– Helen Keller

“It is a terrible thing
to see and have no vision.”
– Helen Keller

Transmitter Structure

OFDM transmitter structure for R-JBF



Same structure as
a single stream
MIMO-OFDM
transmitter

Reception of RJBF Signals

- ▶ **No special hardware** required
(an omni-directional single antenna suffices)
- ▶ Receiver calculates ρ

$$\rho = \frac{\langle \vec{x}, \vec{r} \rangle}{\sqrt{\langle \vec{x}, \vec{x} \rangle \cdot \langle \vec{r}, \vec{r} \rangle}} \geq \text{threshold}$$

where \vec{x} : (known) transmitted sequence
 \vec{r} : received sequence

- ▶ $0 \leq \rho \leq 1$: $\rho \approx 1 \Rightarrow$ I'm the target! :-)
 $\rho \ll 1 \Rightarrow$ I'm not the target. :-(
▶ ρ : function of θ only, independent of SNR, and immune to sidelobes

Reception of RJBF Signals

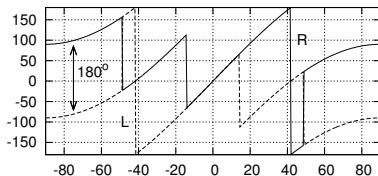
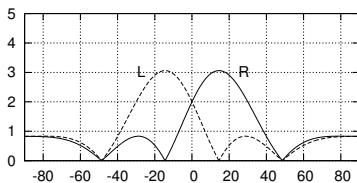
- ▶ **No special hardware** required
(an omni-directional single antenna suffices)
- ▶ Receiver calculates ρ

$$\rho = \frac{\langle \vec{x}, \vec{r} \rangle}{\sqrt{\langle \vec{x}, \vec{x} \rangle \cdot \langle \vec{r}, \vec{r} \rangle}} \geq \text{threshold}$$

where \vec{x} : (known) transmitted sequence
 \vec{r} : received sequence

- ▶ $0 \leq \rho \leq 1$: $\rho \approx 1 \Rightarrow$ I'm the target! :-)
 $\rho \ll 1 \Rightarrow$ I'm not the target. :-)
- ▶ ρ : function of θ **only**, independent of SNR, and immune to sidelobes

Pre-defined Beampatterns: Examples



4 ant. ULA
 ant. spacing = 0.5λ
 $K = 2^\dagger$

Null locations

Beam L:

$$\sin^{-1}((2i - 1)/4)$$

$$i = -1, 1, 2$$

Beam R

$$\sin^{-1}((2i - 1)/4)$$

$$i = -1, 0, 2$$

†: RJBF with $K = 2$ shows good performance when the beam patterns are well designed

Outline

Spatial Filtering

- Discovery with Spatial Filtering
- Conventional Beamforming

Random Jittered Beamforming

- Main Idea
- Implementation
- Pre-defined Beampatterns

Simulation Results

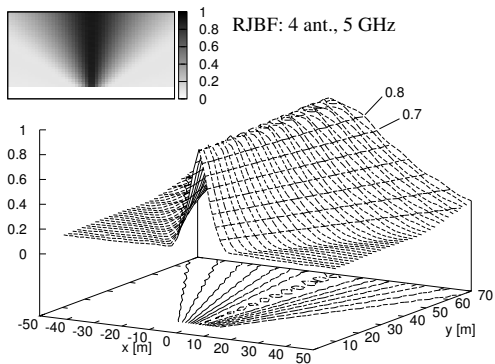
- Simulation Parameters
- Simulation Results

Bibliography

Simulation Parameters

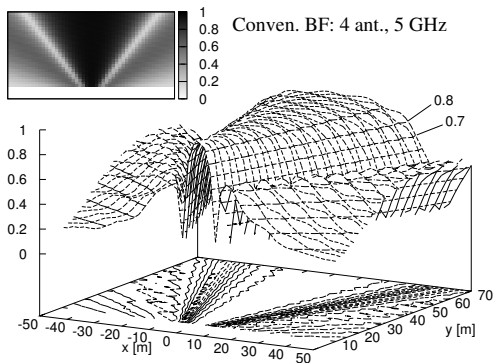
- ▶ 4 ant. ULA @ 5 GHz
- ▶ OFDM with 64 sub-carriers in 20 MHz band
- ▶ 100 mW transmit power
- ▶ Noise floor at the receiver: -88.9 dBm
- ▶ Channel Model: ETSI BRAN Channel D with LOS (Ricean $K = 10$ dB)
- ▶ 52 bit sequence with BPSK modulation
- ▶ 1000 independent runs for sample average

4 Ant. ULA: RJBF



Threshold	Filtering angle
0.8	$\approx 8^\circ$
0.7	$\approx 12^\circ$

4 Ant. ULA: Conven. BF



Threshold	Filtering angle
0.8	$\approx 21^\circ$
0.7	$\approx 23^\circ$

Outline

Spatial Filtering

- Discovery with Spatial Filtering
- Conventional Beamforming

Random Jittered Beamforming

- Main Idea
- Implementation
- Pre-defined Beampatterns

Simulation Results

- Simulation Parameters
- Simulation Results

Bibliography

Bibliography

- [1] “Channel models for TG8,” IEEE 802.15-12-0459-05-0008, Sep. 2012.
- [2] “ETRI Technical PHY Proposal for IEEE 802.15 TG8 PAC Standard,” IEEE 802.15-13-0373-0x-0008, July 2013.
- [3] “A Feasible and Efficient Channel Access Scheme for PAC Networks,” ETRI 802.15-13-0374-0x-0008, July 2013.

Text Proposal

Please see the embedded document in the latest revision of
15-13-0373 or 15-13-0374.

Thank You!