

Project: IEEE P802.15 Working Group for Wireless Personal Area Networks (WPANs)

Submission Title: [Path Loss due to Human Body Between Antennas]

Date Submitted: [12 July 2008]

Source: [Noh-Gyoung Kang(1), Chihong Cho(1), Seung-Hoon Park(1), Eun Tae Won(1),
Jeong-Wook Kim(2), Joon-seong Kang(2) and Seong-Cheol Kim(2)]

Company: [(1) Samsung Electronics Co. Ltd., (2) Seoul National University]

Address: [416, Maetan-3dong, Yeongtong-gu, Suwon-si, Gyeonggi-do, 443-742, Korea]

Voice: [+82-31-279-7325] **FAX:** [+82-31-279-5130] **E-Mail:** [gyoung.kang@samsung.com]

Re: []

Abstract: [This document presents the information about the path loss due to human body
between antennas in wearable BAN systems]

Purpose: [To provide some measurement results for wearable BAN]

Notice: This document has been prepared to assist the IEEE P802.15. It is offered as a basis
for discussion and is not binding on the contributing individual(s) or organization(s).

The material in this document is subject to change in form and content after further study.

The contributor(s) reserve(s) the right to add, amend or withdraw material contained herein.

Release: The contributor acknowledges and accepts that this contribution becomes the property
of IEEE and may be made publicly available by P802.15.

Path Loss due to Human Body Between Antennas

Noh-Gyoung Kang

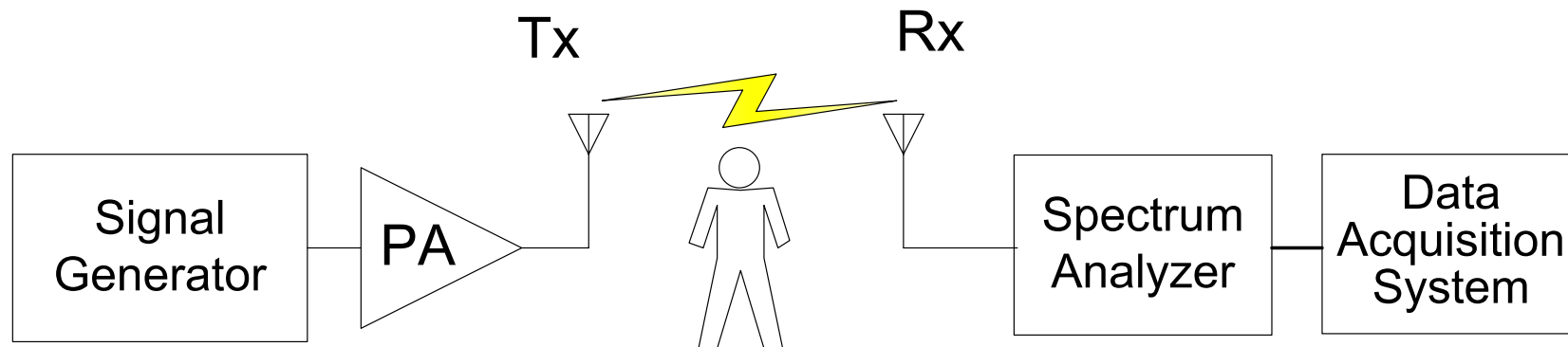
Samsung Electronics Co. Ltd.

Introduction

- Wearable BAN
 - Consider human body shadowing effects
 - One's own body and the others

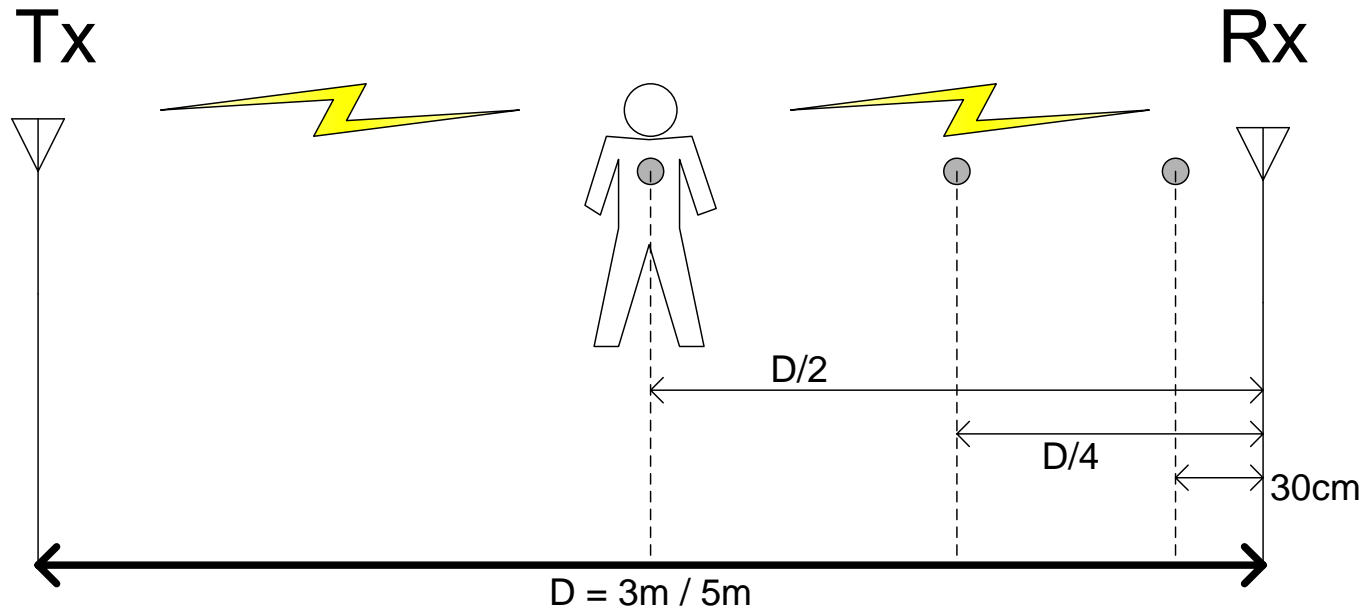
- Distance between body and receiver antenna
 - Reciprocity of transmitter and receiver
 - Near case : crowded place
 - Apart case : general usage cases

Measurement Systems




- Measurement Systems
 - Center Frequency : 2.4 GHz
 - Antenna Types : Patch Antennas
 - Environments : Anechoic Chamber (@SNU)
 - Measure and save received signal strength using signal generator, power amplifier, spectrum analyzer and data acquisition system

Measurement Scenarios




- Tx-Rx antenna distance (D) : 3m / 5m
 - Human position : 30cm, $D/4$ and $D/2$ apart from Rx antenna
 - Human direction : front and side direction between antennas

Measurement systems and Environments



Measurement Systems



Transmitter



Receiver

Measurement systems and Scenarios



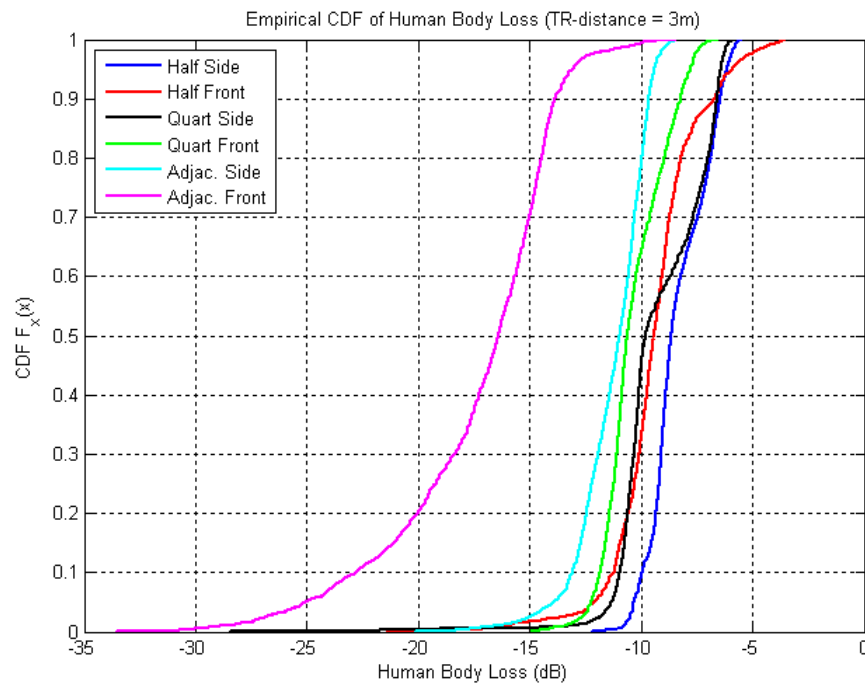
Front direction



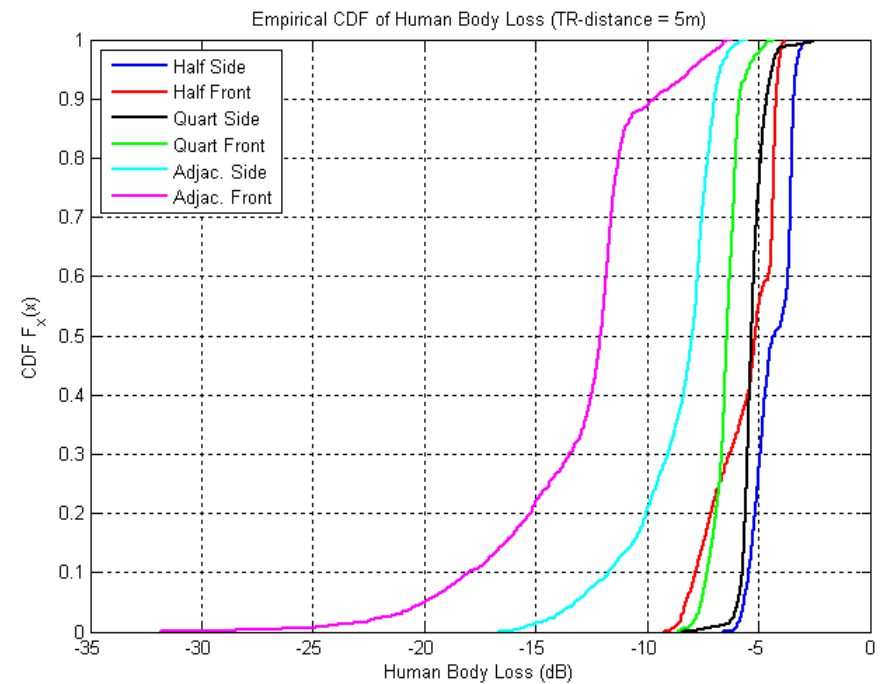
Side direction

Measurement Results (1)

- CDF plot of human body losses



Tx-Rx distance = 3 m



Tx-Rx distance = 5 m

Measurement Results (2)

- Body losses

TR separation	Distance from Rx	Body orientation	Loss (dB)		
			Median	Worse (2σ)	Worst (5σ)
3 m	Adjacent (0.3m)	Front	17	24	34
		Side	11	15	21
	Quarter (0.75m)	Front	11	14	16
		Side	10	14	29
	Half (1.5m)	Front	10	14	22
		Side	9	12	13
5 m	Adjacent (0.3m)	Front	13	19	32
		Side	8	12	17
	Quarter (1.25m)	Front	7	8	9
		Side	6	7	9
	Half (2.5m)	Front	6	8	10
		Side	5	6	7
Probability			50 %	4.56 %	0.000233 %

Conclusion

- Wearable BAN
 - Measure human body shadowing effects
 - Position from Rx antenna
 - Direction to LOS line

- Future Works
 - Channel measurements in office environments
 - Frequency bands : 2.4GHz ISM band, UWB band
 - Four possible scenarios
 - From on-body to air
 - From one man to another
 - From on-body to on-body
 - Body in motion

- The results and models will be reported in next F2F meeting

Thank You !!!

Q & A