

Project: IEEE 802.15 Working Group for Wireless Personal Area Networks (WPANs)

Submission Title: [P802.15.4.d Preliminary Proposal : WW-BPSK with AFA provisioning]

Date Submitted: [6 Jan.,2008]

Source: [Shusaku Shimada] Company [Yokogawa Co.]

Address [2-9-32 Nakacho-town Musashinoshi-city Tokyo, 180-8750 Japan]

Voice:[+81-422-52-5543], FAX: [+81-55-7311], E-Mail:[shusaku@ieee.org]

Re: [IEEE P802.15-15-07-0860-02-004d-Call-for-Proposal]

Abstract: [To enhance world wide commonality, BPSK-DSSS as a baseline modulation scheme with additional AFA(Adaptive Frequency Agility) functionalities, and Reliable & Simple OFDM option for future provisioning of IEEE802.15.4 PHY, are considered.]

Purpose: [This submission is a proposal of Japanese sub-GHz PHY responding to CFP of IEEE802.15 TG-4d.]

Notice: This document has been prepared to assist the IEEE P802.15. It is offered as a basis for discussion and is not binding on the contributing individual(s) or organization(s). The material in this document is subject to change in form and content after further study. The contributor(s) reserve(s) the right to add, amend or withdraw material contained herein.

Release: The contributor acknowledges and accepts that this contribution becomes the property of IEEE and may be made publicly available by P802.15.

Re-capturing PAR & 5C and Introduction

[Excerpt from PAR & 5C]

This (950MHz PHY amendment) makes it appropriate for many applications for which 2.4GHz is not appropriate, due to improved range and reliability.

Currently 802.15.4 supports 906-928 MHz band in the US and the 868MHz band in Europe. This amendment will allow for similar operation in the sub 1GHz band in Japan for applications benefiting from better propagation characteristics – such as automatic metering, industrial control and monitoring.

Japan is a large and important market which makes undertaking a project like this worthwhile.

[Introduction]

The purpose of IEEE802.15 TG4d is to provide Japanese 950MHz PHY in addition to existing US and Europe sub-GHz PHY, so that such the applications utilizing the propagation characteristics of Sub-GHz are facilitated widely around the world wide market.

Therefore, this proposal was devised through both the world wide commonality enhancements and the regional requirements such as the coexistence with passive RFID systems, and furthermore novel PHY technology in IEEE802.15.4 as the future provisioning for adaptive frequency agility.

- (1) As per Japanese regulatory rule, 200kHz sub-channelization and its bundled usage are defined so that the designated sub-channels for Miller sub-carrier type RFID reader/writer are aligned centre on each 600kHz channels.
- (2) To avoid interference with other systems sharing same frequency band and to increase reliability and robustness, TX side frequency band selection and sequencing are supported by the extension of PHR through which the channel sequence information are provided at RX PHY.
- (3) For future provisioning, simultaneous multiple bands reception using Simple, Adaptive and Reliable OFDM scheme may be included.

Regulatory Rules

MHz	#				10mW		1mW	
		RFID Licensed 4W EIRP	RFID Light Licensed 4W EIRP	RFID License exempt 10mW	WPAN License Exempt	WPAN License Exempt		
951.0	1							
951.2	2						A, B, C	
951.4	3						A, B, C	
951.6	4						A, B, C	
951.8	5						A, B, C	
952.0	6						A, B, C	
952.2	7	A	A	A			A, B, C	
952.4	8	A, B	A	A			A, B, C	
952.6	9	A	A	A			A, B, C	
952.8	10	A	A	A			A, B, C	
953.0	11	A	A	A			A, B, C	
953.2	12	A	A	A			A, B, C	
953.4	13	A	A	A			A, B, C	
953.6	14	A, B	A	A			A, B, C	
953.8	15	A	A	A			A, B, C	
954.0	16			A			A, B, C	
954.2	17			A	A		A, B, C	
954.4	18			A	A		A, B, C	
954.6	19			A	A		A, B, C	
954.8	20			A	A		A, B, C	
955.0	21						A, B, C	
955.2	22						A, B, C	
955.4	23						A, B, C	
955.6	24						A, B, C	

A: Carrier Sense 5ms @ -74dBm
Tx duration 4 s max
w/t Cease-TX 50ms
B: No Carrier Sense
No TX duration Control

A: Carrier Sense 5ms @ -74dBm
Tx duration 4 s max
w/t Cease-TX 50ms

A: CarrierSense 10ms@-64dBm
Tx duration 1 s max
w/t Cease-TX 100ms

A: Carrier Sense 10ms@-75dBm
Tx duration 1 s max
w/t Cease-TX 100ms

A: CarrierSense 10ms @ -75dBm
Tx duration 1 s max
w/t Cease-TX 100ms
B: CarrierSense 128us
@ -75dBm
Duty Ratio Control 10%
Tx duration 100ms max
w/t Cease-TX 100ms
C: No Carrier Sense
Duty Ratio Control 0.1%
TX duration 100ms max
w/t Cease-TX 100ms

Relevant Rules
to this amendment

Summary of Proposal

3 way Proposal on 600kHz channel plan

- DSSS-BPSK as a baseline modulation scheme

- Channel Coordination Functions :
 - PHR extension (1)
 - Channel utilization PIB (2)

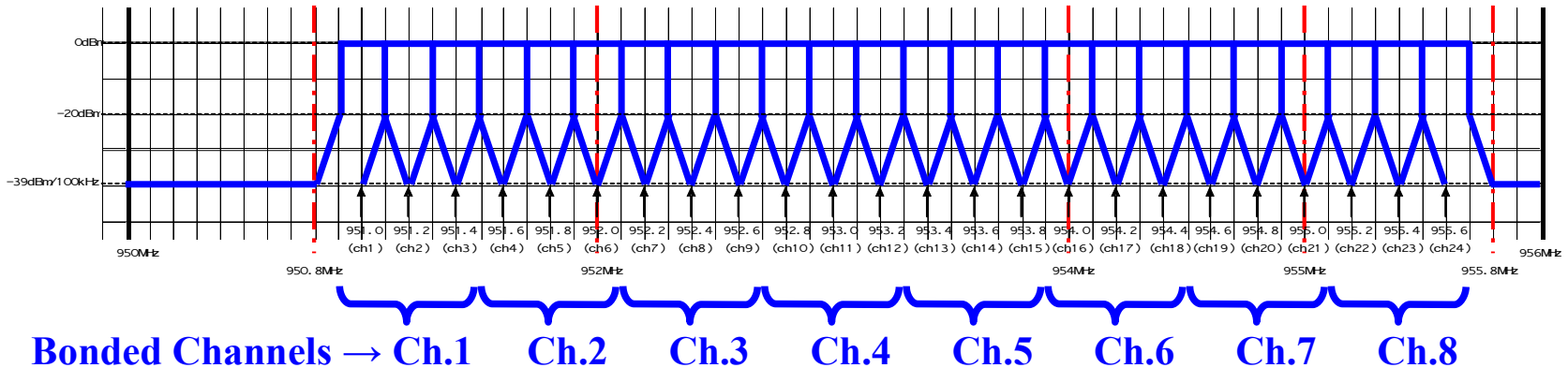
- Simple, Agile and Reliable OFDM
{Provisioning to future AFA functionalities}

Channel Plan & Sub-channels

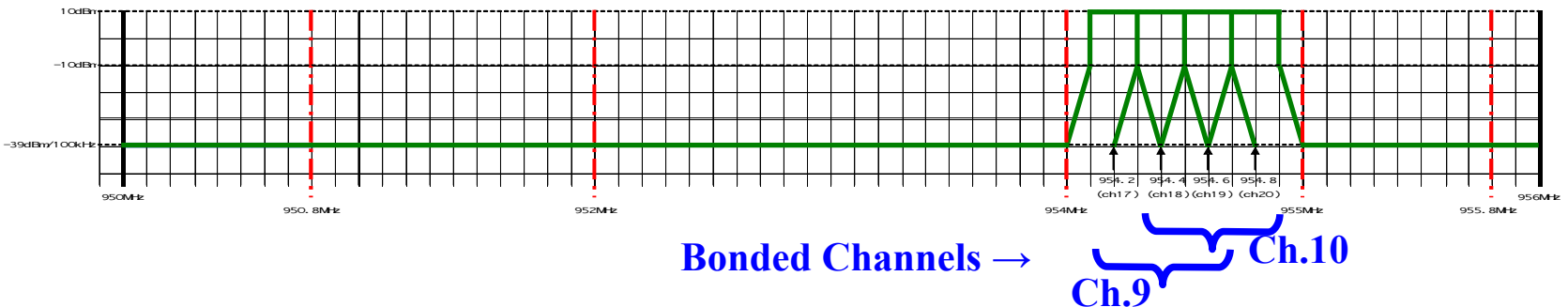
As RFID system are based on the sub-channel selection function using LBT, WPAN also is to be able to search and select the unused bonded sub-channels which are up to 600kHz maximum (three sub-channels of 200kHz), i.e., a sort of adaptive frequency agility.

600kHz Channelization ↔ 3 Sub-channels bonding [Page 0 or page 3 (new)]

1mW (Full Band 24 sub-channels)



10mW (Specific sub-channels [17,18,19,20 sub-channel])



DSSS-BPSK as a baseline modulation scheme

Band width : 600KHz

→ Identical as current European 868-868.6MHz PHY

Frequency : 950.8MHz-955.8MHz

→ Frequency accuracy of ± 20 ppm

Chip Rate : 300kcps, 15-chip PRBS

→ Current Base Line scheme of sub-GHz PHY is maintained

Data rate : 20kbps

→ To achieve better robustness than 2.4GHz PHY.

Pulse Shaping : Raised Cosine Filter with 100% of Excess Band.

→ Identical as current European 868-868.6MHz PHY

TX Power : 0dBm (3dBmEIRP) for Ch.1-8

or 10dBm (13dBmEIRP) for Ch.9-10

TX PSD Limit

Channel Aggregation	Frequency	Relative Limit	Absolute Limit
3 Sub-channels [Ch.1-8]	$ f-f_c \geq 300\text{kHz}$	-20dB _c	-20dBm
	$ f-f_c \geq 400\text{kHz}$	---	-39dBm/100kHz
3 Sub-channels [Ch.9-10]	$ f-f_c \geq 300\text{kHz}$	-20dB _c	-10dBm
	$ f-f_c \geq 400\text{kHz}$	---	-39dBm/100kHz

DSSS-BPSK as a baseline modulation scheme

Band width : 600KHz

→ Identical as current European 868-868.6MHz PHY

Table Frequency bands and data rates

PHY (MHz)	Frequency band (MHz)	Spreading parameters		Data parameters		
		Chip rate (kchip/s)	Modulation	Bit rate (kb/s)	Symbol rate (ksymbol/s)	Symbols
868/915	868–868.6	300	BPSK	20	20	Binary
	902–928	600	BPSK	40	40	Binary
950	950.9-955.7 (1mW)	300	BPSK	20	20	Binary
	954.1-954.9 (10mW)					
868/915 (optional)	868–868.6	400	ASK	250	12.5	20-bit PSSH
	902–928	1600	ASK	250	50	5-bit PSSH
868/915 (optional)	868–868.6	400	O-QPSK	100	25	16-ary Orthogonal
	902–928	1000	O-QPSK	250	62.5	16-ary Orthogonal
2450	2400–2483.5	2000	O-QPSK	250	62.5	16-ary Orthogonal

[Page 0 or page 3 (new)]

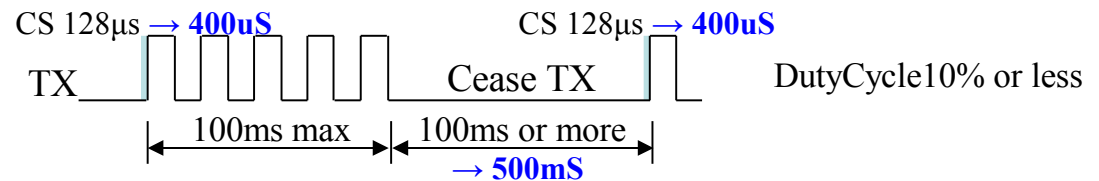
Relevant Transmission Control Rules

Fairness between License-Exempt low power WPAN and Licensed high power RFID system is reflected in TX duty ratio control and maximum duration of transmission followed by the cease-TX time enforced.

1mW (Full Band Ch.1 - Ch.8)

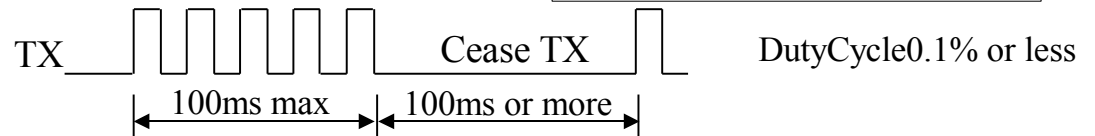
In case of DSSS-BPSK

<Carrier Sense 128us or more>



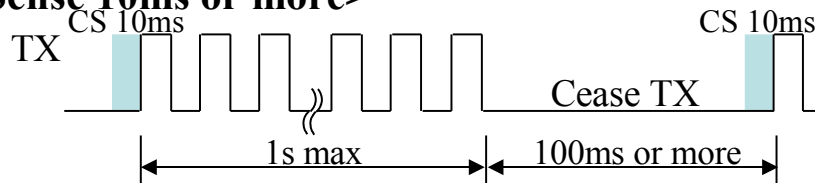
<No Carrier Sense>

Relevant in case of ACK transmission



1mW (Full Band Ch.1 - Ch.8) or 10mW System (Specific Channels Ch.9 or Ch.10)

<Carrier Sense 10ms or more>



Channel Coordination Functions (1) < PHR extension >

Modification of PHR Length Field

Current : Length 7 bits + Reserved 1 bit

Modification : Length 7 bits + PHR Extension 1 bits

Addition in PHR structure

TX Channel Table

- Length : 4 Octets
- 8 Entry for each 600kHz 1mW channel
- 4 bits for each entry
- Value: Clear/Busy 1bit, TX order/CCA-ED 3 bits

Favourable Usage

- Inform AFA schedule or status on other TX channels to Peer nodes

Channel Coordination Functions (1)

< PHR extension >

Octets					
		1	4		variable
Preamble	SFD	Frame length (7 bits)	Extension Exist (1 bit)	TX Channel Table 8 Channels x (4 bits)	PSDU
SHR		PHR		PHR Extension	PHY payload

TX Channel Table

Channel	Clear/Busy	TX order/CCA-ED
1	(1bit)	(3 bits)
2	(1bit)	(3 bits)
3	(1bit)	(3 bits)
4	(1bit)	(3 bits)
5	(1bit)	(3 bits)
6	(1bit)	(3 bits)
7	(1bit)	(3 bits)
8	(1bit)	(3 bits)

Clear/Busy	Meaning of TX order/CCA-ED
0	TX Order (3 bits)
1	CCA-ED/Ack'ed (3 bits)

TX Order	Meaning
0	Clear/TX channel
001-111	TX Order

CCA-ED/Ack'ed	Meaning
000	Ack'ed
001	Reserved
010	Reserved
011	Reserved
100-111	ED Value

Channel Coordination Functions (2)

< Channel utilization PIB >

PHY Management Services

PLME-Peer-AFA-TX ; Perform CCA on each channel & TX

PLME-Peer-AFA-RX ; Collect AFA information in PHR

PIB

phyChannelsActivated

→ Type: array ; Indicates Peer Transmitting Channel

→ Value: Scheduled(F/H), Simulcast, DuplicateTX

phyChannelsOccupied

→ Type: array ; Indicates CCA history of performed LBT

→ Value: Ratio and latest time stamp of Clearance

phyCurrentChannel ; Currently 0-26

→ Type: array

→ Value: 0-26 or 3 combined value of 100-108

{Provisioning for future 802.15.4 PHY with AFA functionalities}

This part of proposal have to consider how to conform with European 863-868MHz band which is expected to accommodate SRD systems abide by ETSI recommendation.

Simple, Agile and Reliable OFDM PHY

FFT number of points : 256pts
 Sampling Rate : 5.12MHz
 Sub-carrier Spacing 20kHz
 Bandwidth : 4.8MHz
 Number of Sub-carrier within band : 240
 GI : Short 2.5uS, Long 5.0uS
 Modulation : BPSK, QPSK, 16QAM
 Coding Rate : 1/3
 Instantaneous Signal bandwidth : 600kHz
 Symbol Rate : 19.0476 k symbol/S (2.5uS GI),
 18.1818 k symbol/S (5.0uS GI)
 Effective number of sub-carrier in 600kHz : 24

Condition		Data Rate (bps)		Remarks
Modulation	Coding Rate	GI=2.5uS	GI=5uS	
BPSK	1/3	152.38k	145.45k	8bits/symbol
QPSK	1/3	304.76k	290.91k	16bits/symbol
16QAM	1/3	609.52k	581.82k	32bits/symbol
16QAM	2/3	1.2191M	1.1636M	64bits/symbol

References

IEEE Doc 15-07-0860-02-004d-Call-for-Proposal

IEEE Doc 15-07-0959-00-004d-PHY-System-Parameters

IEEE Doc 15-07-0918-00-004d-technical-requirements-950mhz-low-power-active-radio-systems

IEEE Doc 15-07-0789-00-004d-japanese-950mhz-regulation(2)

IEEE Doc 15-07-0788-00-004d-japanese-950mhz-regulation

IEEE Doc 15-07-0712-00-wng0-Supplement-Commonality-Enhancement-for-Sub-GHz-WPAN

IEEE Doc 15-07-0621-03-wng0-Commonality-Enhancement-for-Sub-GHz-WPAN

*Proposed Consultation document of 950MHz frequency band usage rules for public comment Solicitation
issued by MIC in Japan*