

Project: IEEE P802.15 Working Group for Wireless Personal Area Networks (WPANs)

Submission Title: [How to consider the degradation due to PDA jitter in UM5 simulation]

Date Submitted: [November 2, 2006]

Source: [Yozo Shoji¹, Chang-Soon Choi¹, Hirokazu Sawada¹, Shuzo Kato¹, Ichihiko Toyoda², Kenichi Kawasaki³, Yasuyuki Oishi⁴, Kazuaki Takahashi⁵, Hiroyuki Nakase⁶]

Company [NICT¹, NTT², SONY³, FUJITSU⁴, Panasonic(Matsushita)⁵, Tohoku University⁶]

Address¹[3-4 Hikari-no-oka, Yokosuka-shi, Kanagawa 239-0847, Japan]²[1-1 Hikari-no-oka, Yokosuka-shi, Kanagawa 239-0847, Japan]³[6-7-35 Kitashinagawa, Shinagawa-ku, Tokyo 141-0001, Japan] ⁴[5-5 Hikari-no-Oka, Yokosuka-shi, Kanagawa 239-0847, Japan] ⁵[4-12-4, Higashi-Shinagawa, Shinagawa-ku, Tokyo 140-8587, Japan] ⁶[2-1-1 Katahira, Aoba-ku, Sendai-shi, Miyagi 980-8577, Japan]

Voice:[+81-46-847-5295¹, +81-46-859-2366², +81-3-5795-7879³, +81-46-839-5373⁴, +81-3-6710-2029⁶, +81-22-217-5531⁶]

FAX: [+81-46-847-5440¹, +81-46-855-1497², +81-3-5795-7385³, +81-46-839-5560⁴, +81-3-6710-3915⁵, +81-22-217-5533⁶]

E-Mail:[shoji@nict.go.jp¹, cschoi@nict.go.jp¹, sawahiro@nict.go.jp¹, shu.kato@nict.go.jp¹, toyoda.ichihiko@lab.ntt.co.jp², Kenichi.Kawasaki@jp.sony.com³, yas@labs.fujitsu.com⁴, takahashi.kazu@jp.panasonic.com⁵, nakase@riec.tohoku.ac.jp⁶]

Re: []

Abstract: [Suggestion of how to consider the degradation due to PDA jitter in UM5 simulation]

Purpose: [To be considered in 15.3c Usage Model Document]

Notice: This document has been prepared to assist the IEEE P802.15. It is offered as a basis for discussion and is not binding on the contributing individual(s) or organization(s). The material in this document is subject to change in form and content after further study. The contributor(s) reserve(s) the right to add, amend or withdraw material contained herein.

Release: The contributors acknowledge and accept that this contribution becomes the property of IEEE and may be made publicly available by P802.15.

How to consider the degradation due to PDA jitter in UM5 simulation

Yozo Shoji, Chang-Soon Choi, Hirokazu Sawada, Shuzo Kato (NiCT)

Ichihiko Toyoda (NTT)

Kenichi Kawasaki (Sony)

Yasuyuki Oishi (FUJITSU)

Kazuaki Takahashi (Panasonic (Matsushita))

Hiroyuki Nakase (Tohoku University)


Background

- UM5 (Kiosk file-downloading) was chosen as one of 5 Usage Models at the Melbourne meeting
- It was determined that “degradation due to PDA jitter needs to be considered in the simulation”
- NICT volunteered to investigate PDA jitter characteristics for UM5

Purpose of this document

- To investigate the effect of PDA jitter on millimeter-wave channels
- To show the guideline about how we should consider the PDA jitter effect in UM5

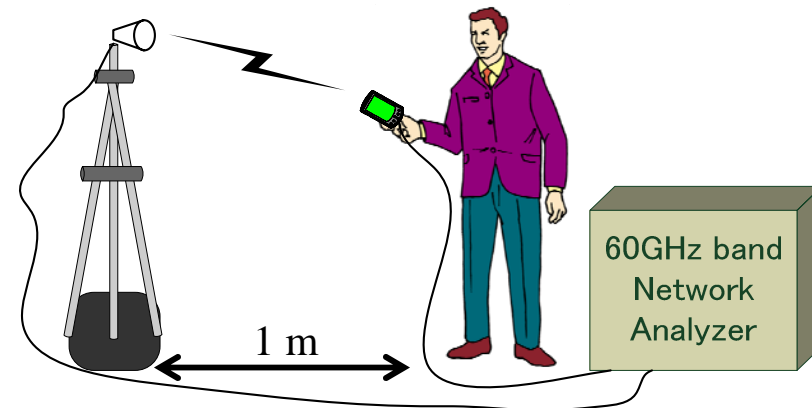
Test setup and condition



Transmitter antenna



Receiver antenna



- Appearance of test setup to investigate PDA jitter effect

Test setup and condition (cont')

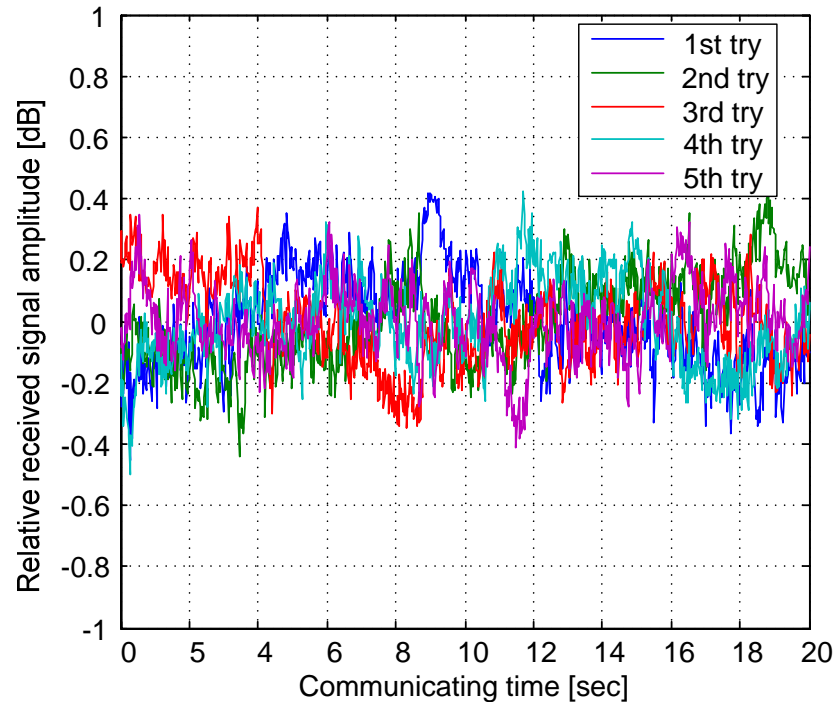
- Observed link response between Kiosk-file server and PDA receiver during 20-second test communications by using network analyzer
- Asked 4 volunteers to perform 5 trials
(4 volunteers x 5 trials = 20 data sets were obtained)
- Did not give any information related to optimum alignment and jitter value to the volunteers at the start of and during the test

Main specifications of test

Frequency	62.5 GHz
Sweep time / measured points	20 secs. / 801 points
Beam-width of Tx antenna	60 degree
Beam-width of Rx antenna	30 degree
Transmission distance	1 meter
Number of test results	20 sets (4 volunteers x 5 trials)
Calibration	Performed with 1 m transmission for Tx and Rx antennas (fixed position)

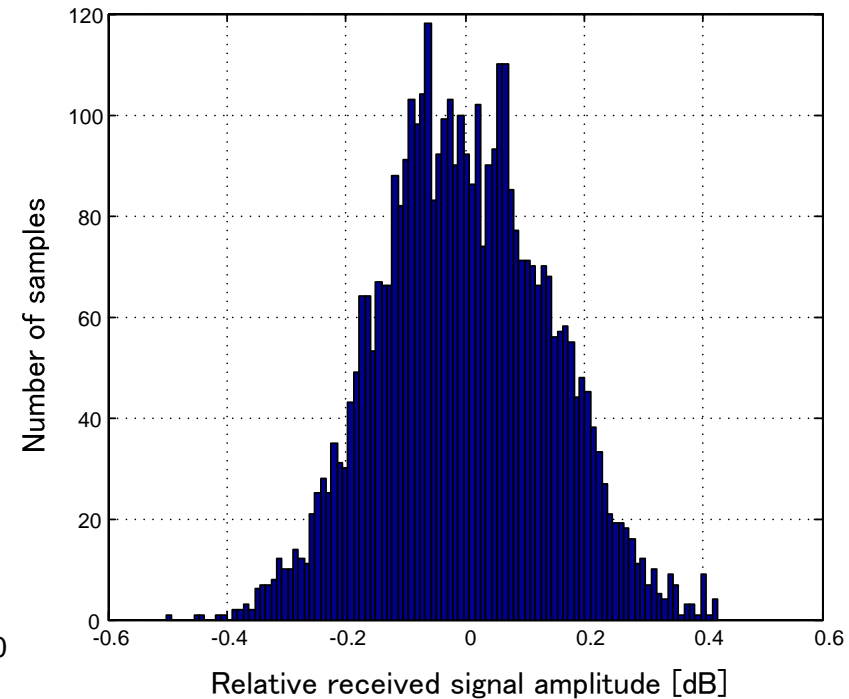
Examples of test results

- PDA jitter causes small received signal amplitude fluctuation during communications



Measured data for volunteer "A"

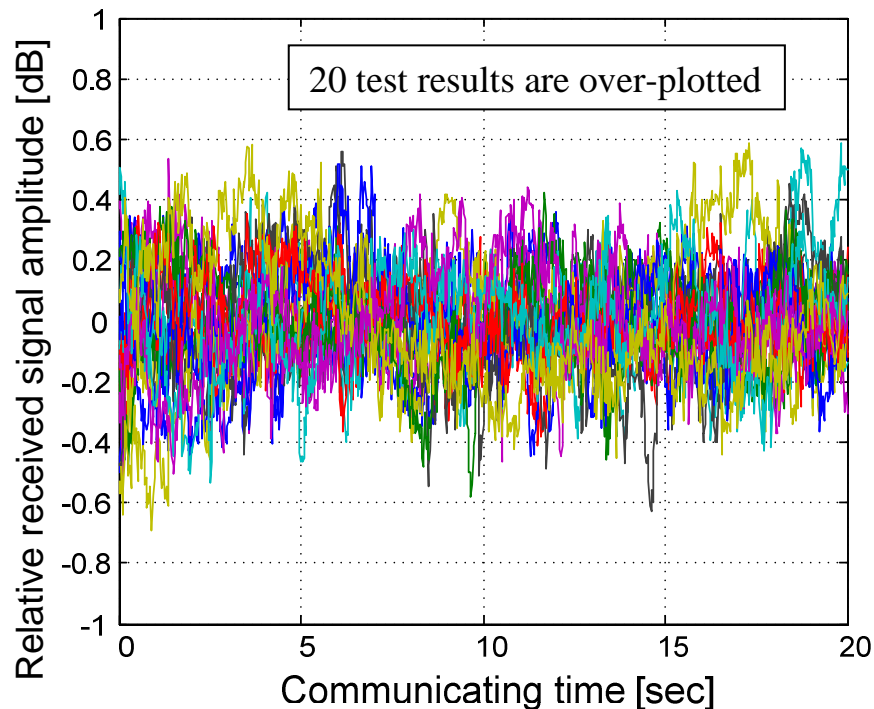
(Relative received signal amplitude vs. Communicating time)



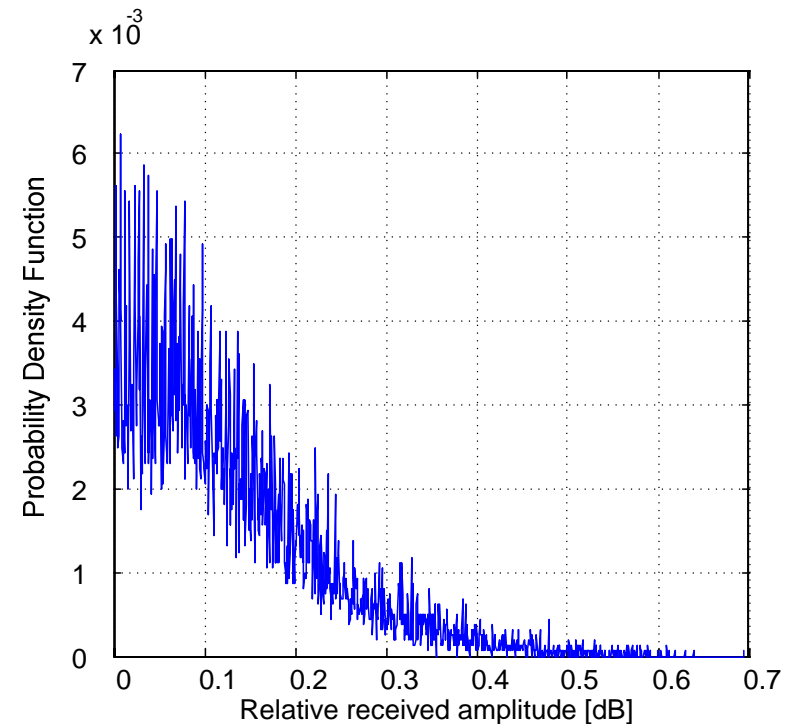
Histogram analysis of measured data for volunteer "A"

Summary of all test results

- Maximum received signal amplitude deviation due to PDA jitter was less than 0.7 dB for all measured data sets



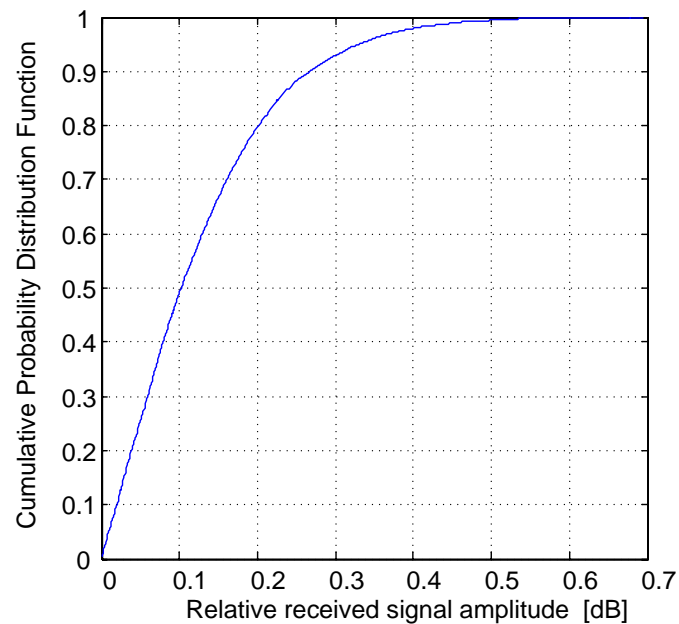
Measured data for all volunteers (Relative received signal amplitude vs. Communicating time)



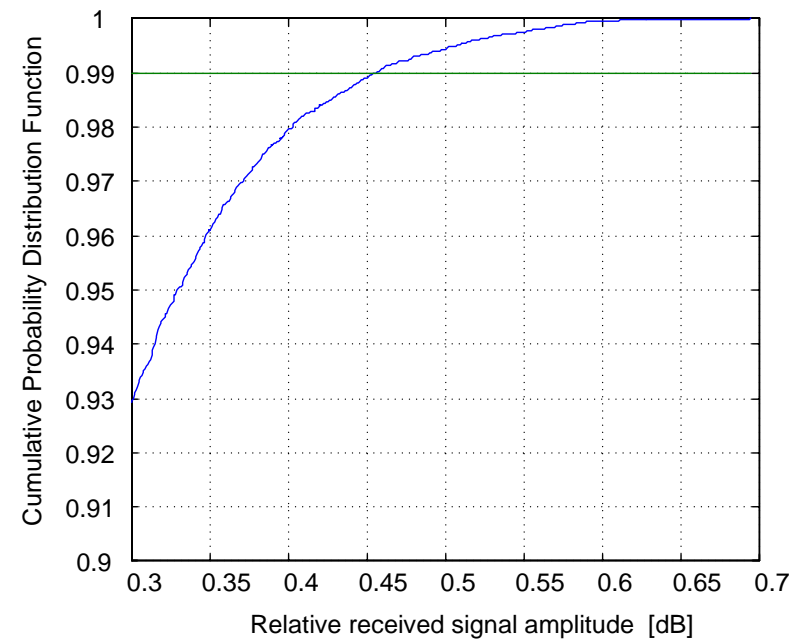
Probability density function vs. Relative received signal amplitude

Summary of all test results (cont')

- PDA jitter results in a 0.45 dB amplitude deviation with 99 % probability
- Effect of PDA jitter on mmW channels can be regarded as a small amplitude modulation effect or negligible small



CDF vs. Relative received amplitude

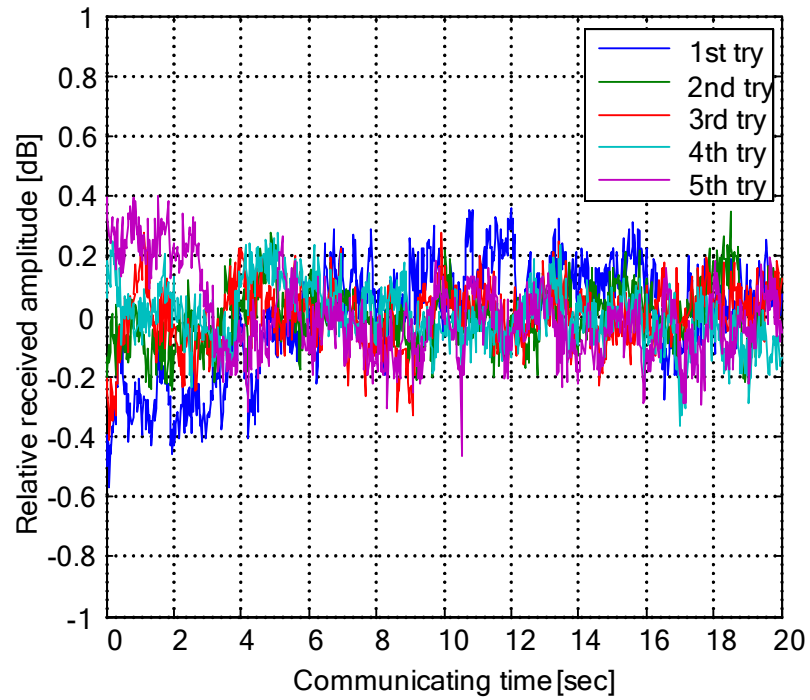


Magnified view of CDF vs. Relative received signal amplitude

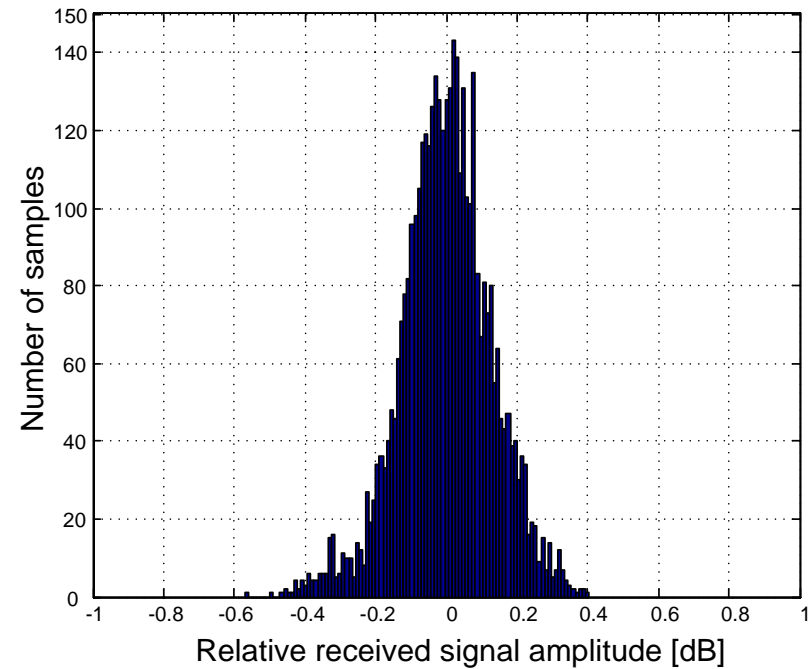
Summary

- Investigated the effect of PDA jitter on millimeter-wave channels
- PDA jitter resulted in a 0.45 dB amplitude fluctuation with 99 % probability
- PDA jitter hardly gives impact on mmW channels from the viewpoint of system design

Supplementary data

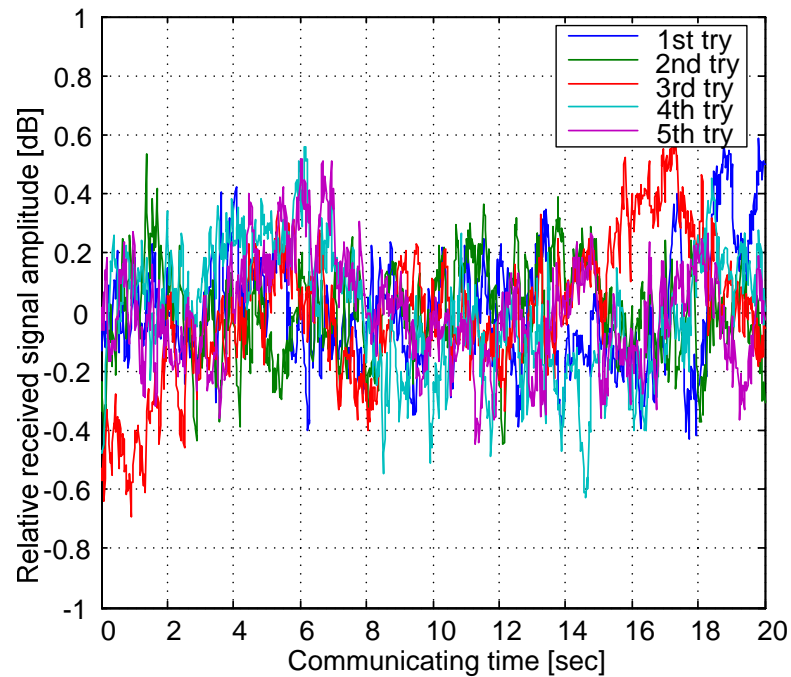


Measured data for volunteer "B"
(Relative received signal amplitude vs. Communicating time)

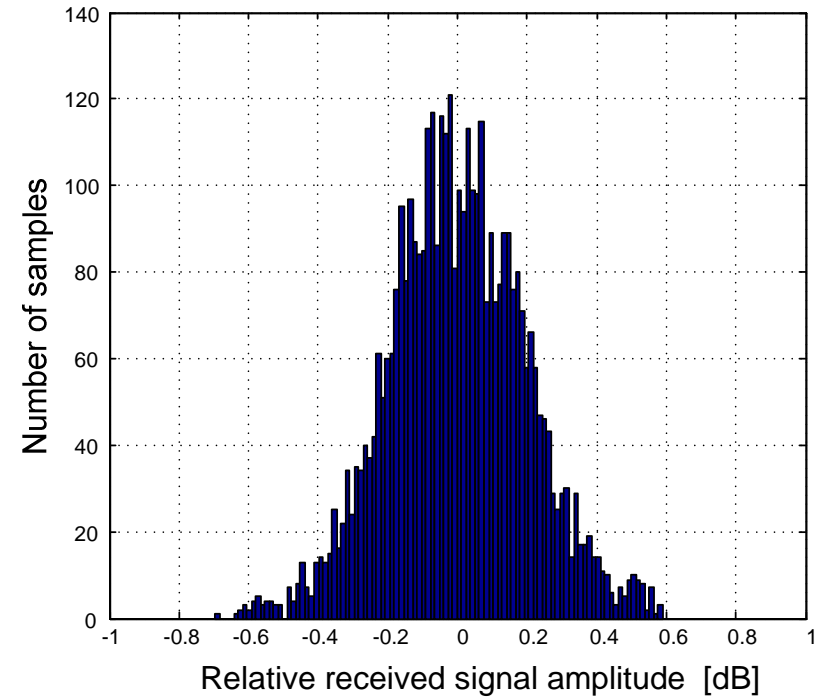


Histogram analysis of measured data for volunteer "B"

Supplementary data (cont')

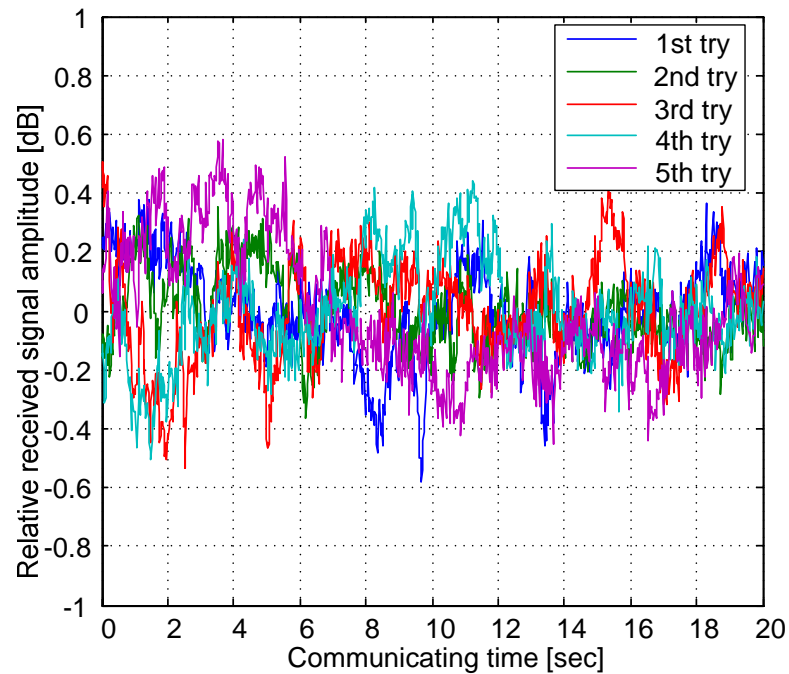


Measured data for volunteer "C"
(Relative received signal amplitude vs. Communicating time)

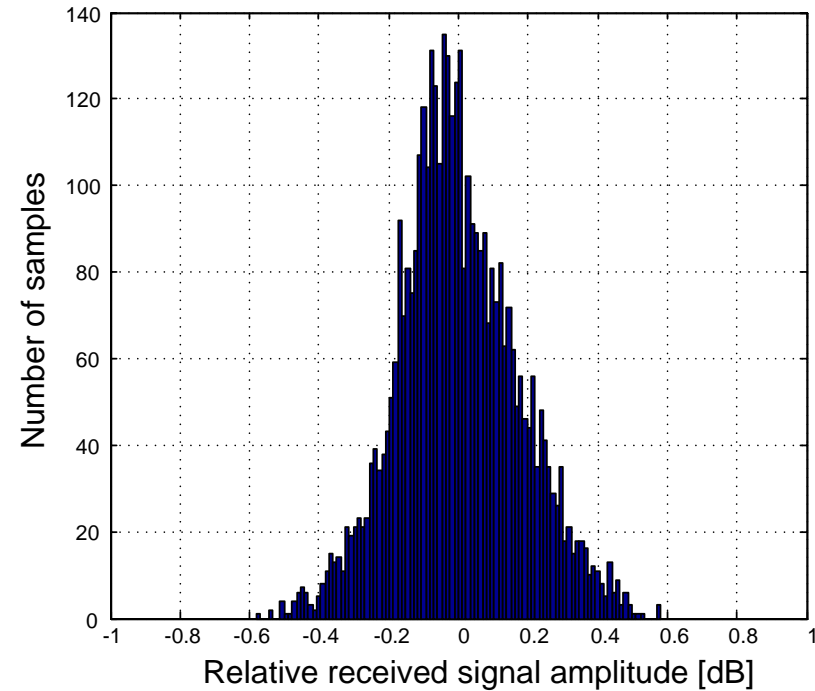


Histogram analysis of measured data for volunteer "C"

Supplementary data (cont')

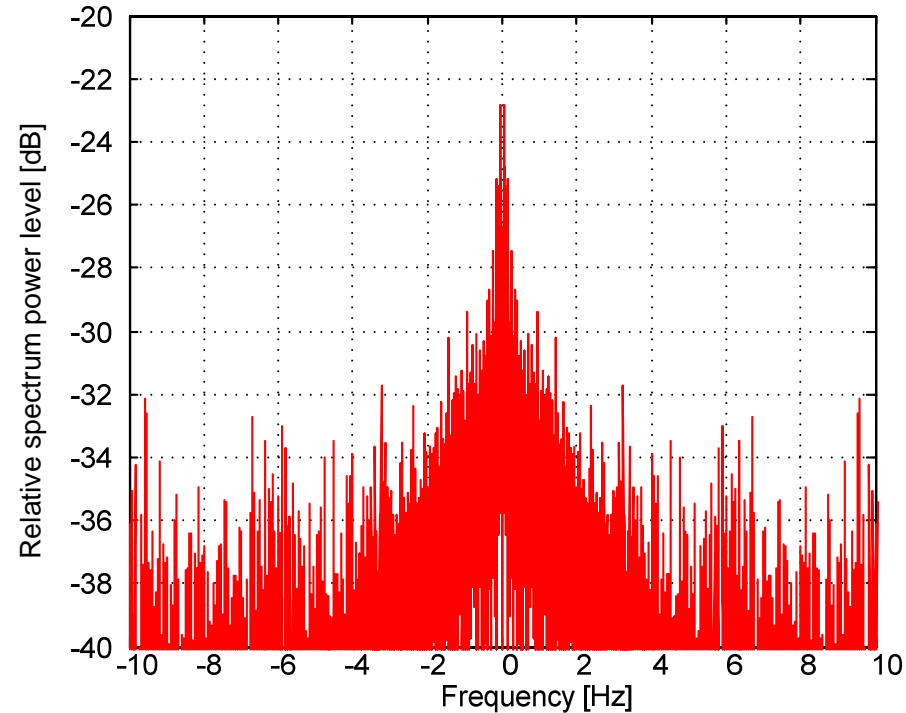


Measured data for volunteer "D"
(Relative received signal amplitude vs. Communicating time)



Histogram analysis of measured data for volunteer "D"

Supplementary data (cont')



Spectrum analysis of measured data for all volunteers time data

■ Fluctuation speed is about 4 Hz