

Project: IEEE P802.15 Working Group for Wireless Personal Area Networks (WPANs)

Submission Title: *M*-ary Code Shift Keying/Binary PPM (MCSK/BPPM) Based Impulse Radio

Date Submitted: January 2005

Source: [Dong In Kim (1), Serhat Erköçük (1), Kyung Sup Kwak (2)]

Company: [(1) Simon Fraser University, (2)UWB-ITRC, Inha University]

Address: [(1) School of Engineering Science, 8888 University Drive, Burnaby, BC
V5A 1S6, Canada (2) 253 Yonghyun-Dong, Nam-Gu, #401, Venture Bldg.
Incheon, 402-751 Korea]

Voice: [+1 (604) 291-3248], Fax: [(1) +1 (604) 291-4951 (2) +82-32-876-7349]

E-Mail: [(1) dikim@sfu.ca (2) kskwak@inha.ac.kr]

Abstract: [Proposed modulation format increases the ranging and location capability of time hopping impulse radios]

Purpose: [Proposal for the IEEE802.15.4a standard]

Notice: This document has been prepared to assist the IEEE P802.15. It is offered as a basis for discussion and is not binding on the contributing individual(s) or organization(s). The material in this document is subject to change in form and content after further study. The contributor(s) reserve(s) the right to add, amend or withdraw material contained herein.

Release: The contributor acknowledges and accepts that this contribution becomes the property of IEEE and may be made publicly available by P802.15.

Proposal for
IEEE 802.15.4 Alternate PHY

M-ary Code Shift Keying/Binary PPM
(MCSK/BPPM) Based Impulse Radio

SFU, Canada & UWB-ITRC, Inha University
Republic of Korea

Contents

- TG4a Requirements
- MCSK/BPPM
- PHY TX Structure
- TH Code Assignment
- Transceiver Architecture
- Information Rate
- Location Accuracy
- Conclusion

TG4a Requirements


802.15.4a PHY	MCSK/BPPM compared to TH-BPPM
scalable information rates	Better BER performance at the same/higher information rates and lower transmit power
high precision ranging/ location	Improved ranging/location precision capability
low power consumption	Lower transmit power at the same/higher information rates and better BER performance
low complexity and cost	No new circuit is needed / simple transceiver structure

*MCSK/BPPM: *M*-ary Code Shift Keying/Binary Pulse Position Modulation

**TH-BPPM: Time Hopping Binary Pulse Position Modulation

MCSK/BPPM

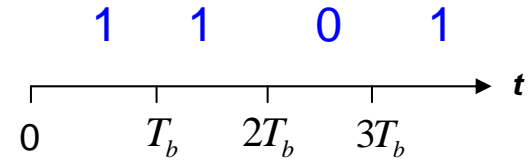
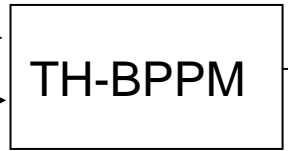
MCSK: *M*-ary Code Shift Keying
BPPM: Binary Pulse Position Modulation



TH PPM – user #1

$d^{(1)} = [1 \ 1 \ 0 \ 1 \ 0 \ 1 \dots]$

1 user specific TH code



only for multiple access

MCSK/BPPM – user #1

$d^{(1)} = [1 \ 1 \ 0 \ 1 \ 0 \ 1 \dots]$

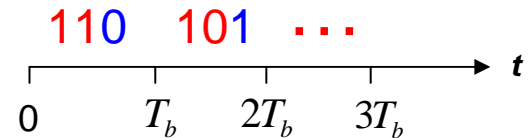
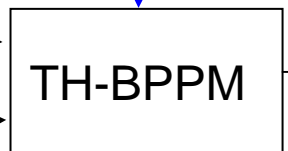
M user specific TH codes

choose a code

$M=4$

1 TH code

C_3



for multiple access and data modulation

T_b : Bit time
 T_f : Frame time

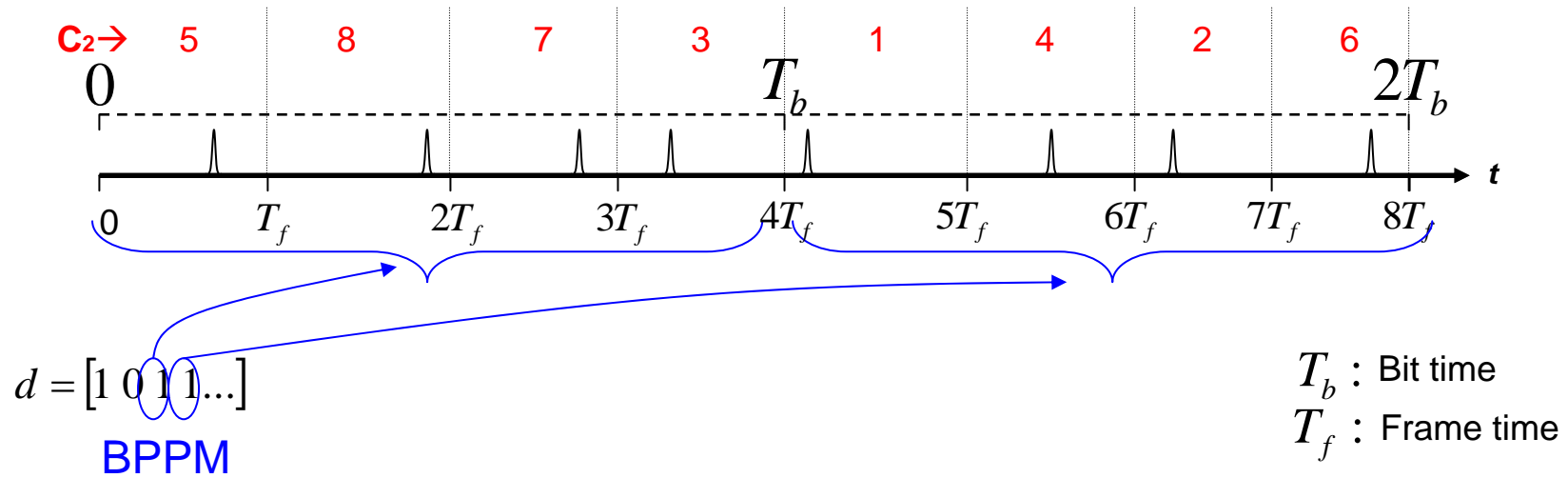
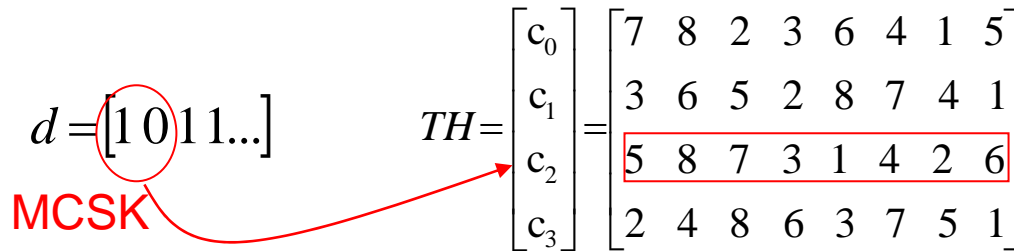
PHY TX Structure (1/2)

TX


M user specific TH codes

- TH codes are **periodic with N_p**
- each **pulse should be repeated N_s times**
- **$N_p/N_s=k$ is an integer**

Example: $M=4, N_p=8, N_s=4$



PHY TX Structure (2/2)



M user specific TH codes

- TH codes are **periodic with N_p**
- each **pulse should be repeated N_s times**
- **$N_p/N_s=k$ is an integer**

Information rate vs. BER performance for fixed N_s and varying N_p and M

Scenario	Time domain illustration	Info. rate	BER performance
$N_p / N_s = 1$ $M = 4$			
$N_p / N_s = 1$ $M = 8$			
$N_p / N_s = 2$ $M = 8$			

T_b : Bit time T_f : Frame time

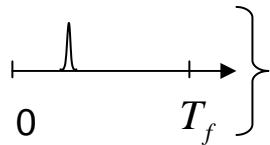
TH Code Assignment (1/2)

TX

Each user has M user specific TH codes \longrightarrow $N_u N_p M$ sample-long sequence ?

NO!

Generation of TH codes – “Case 1: random assignment”

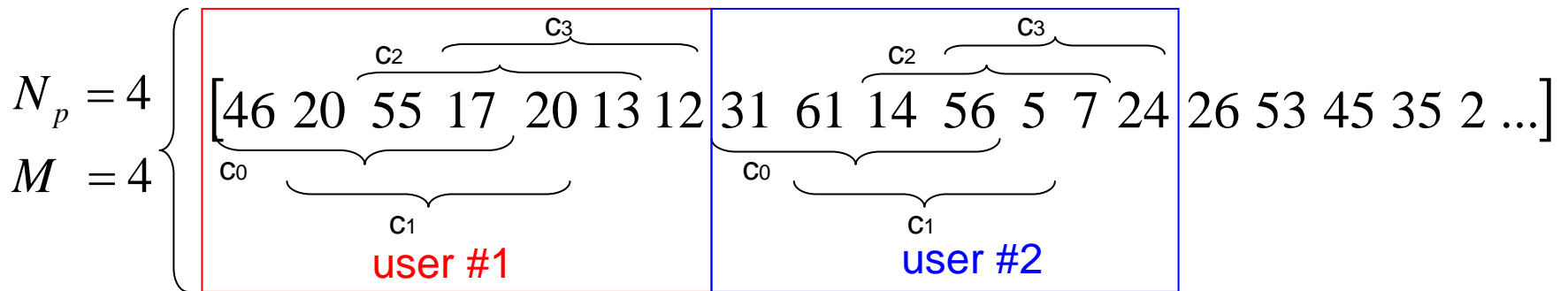


For $T_f = 100\text{ns}$, $T_c = 1\text{ns}$:
100 slots for multiple access


$\longrightarrow 2^l \equiv N_h; l = 6, N_h = 64$

m-sequence: 101110010100110111 010001010100...

46 20 55

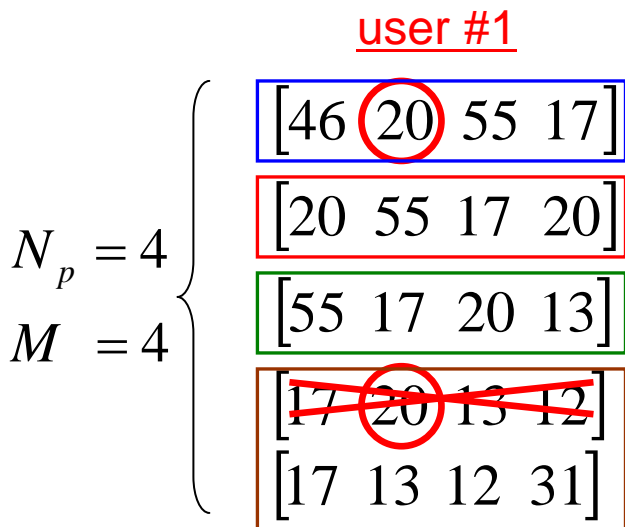
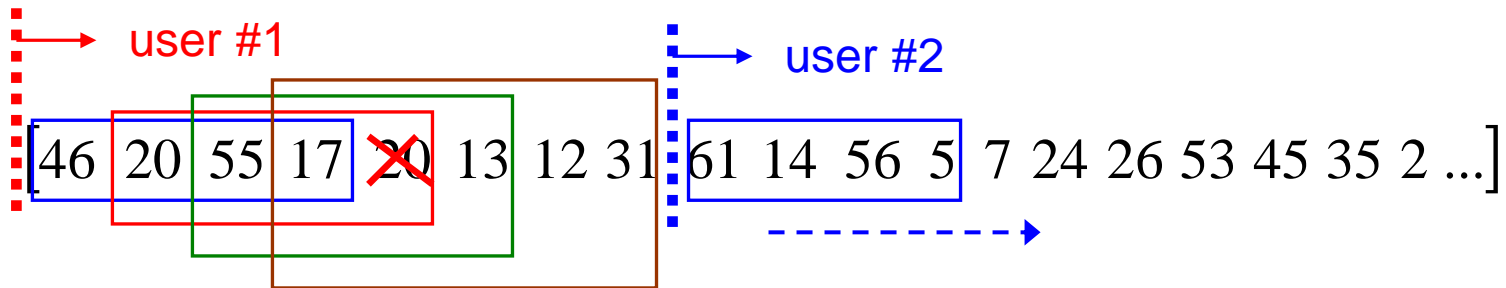


$$N_u N_p \Rightarrow N_u (N_p + M - 1)$$

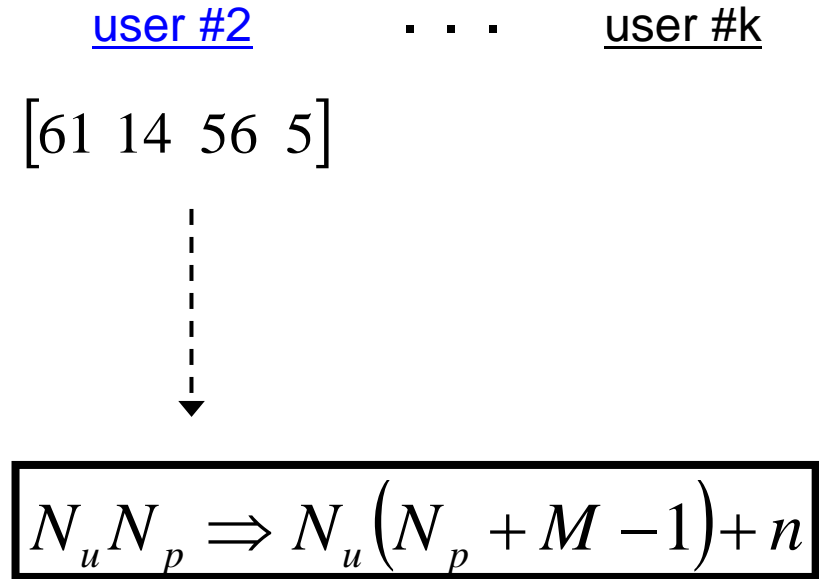


TH Code Assignment (2/2)

Generation of TH codes – “Case 2: no overlapping”



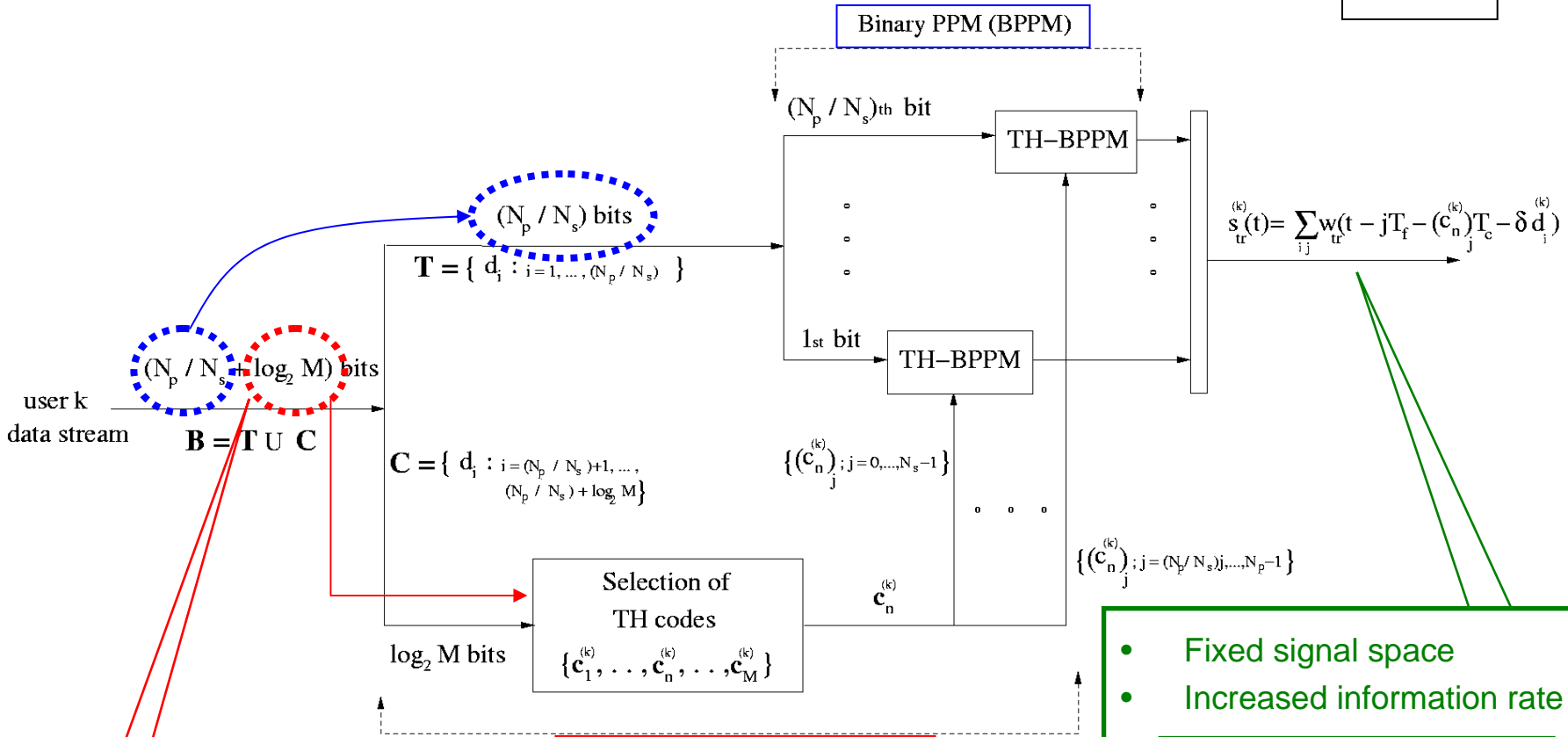
no collisions allowed within user codes



n : number of overlaps

General Modulation Format

TX



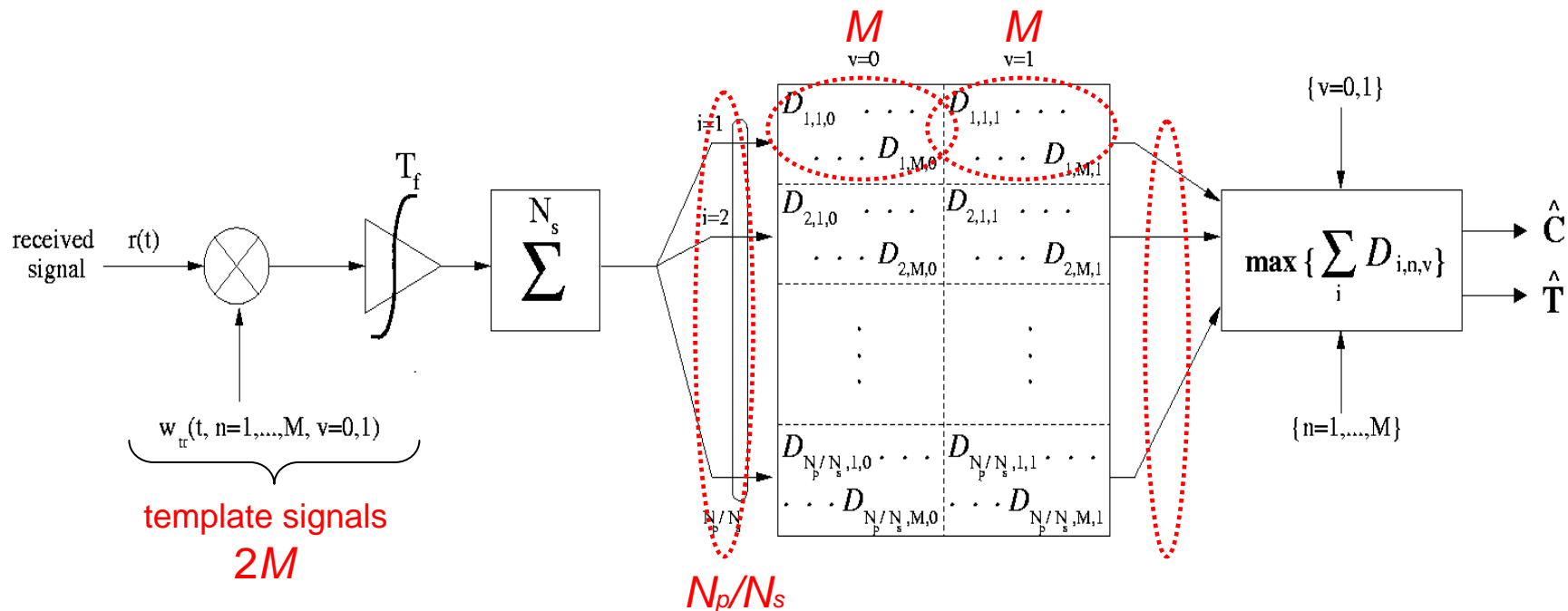
- Extra information
- Random selection of TH codes \rightarrow Improved spectrum

- Fixed signal space
- Increased information rate

$$R_s = \left(1 + \frac{\log_2 M}{N_p / N_s} \right) \cdot R$$

M-ary Code Shift Keying (MCSK)

Receiver Structure - MLSE



hardware structure

1 correlator

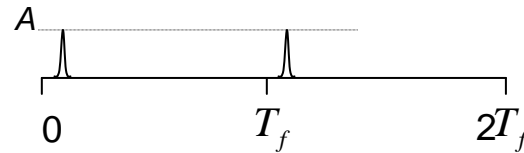
computation complexity

$2^{(N_p/N_s)} M$

Information Rate (1/3)

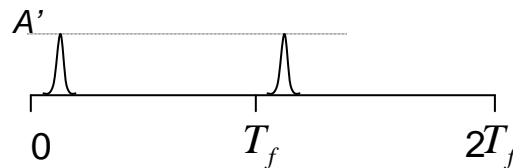
$$R_s = \left(1 + \frac{\log_2 M}{N_p / N_s} \right) \cdot R$$

TH-BPPM
Ns = 2, M=1



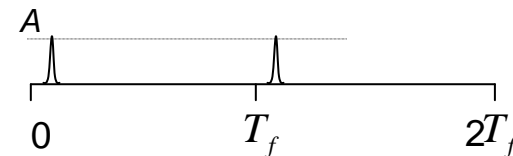
Info. rate $R_s \longrightarrow R$

MCSK/BPPM
"Constant Energy/Bit" Constraint
Ns = 2, Np=2, M=2



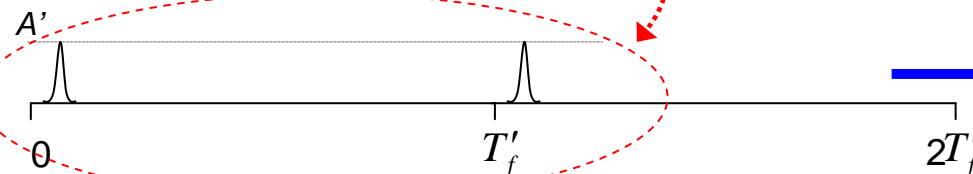
$\longrightarrow 2R$

MCSK/BPPM
"Constant Power" Constraint
Ns = 2, Np=2, M=2



$\longrightarrow 2R$

MCSK/BPPM (same info. rate)
"Constant Power" Constraint
Ns = 2, Np=2, M=2



$\longrightarrow R$

$$A' = \sqrt{1 + \frac{\log_2 M}{N_p / N_s}} A$$

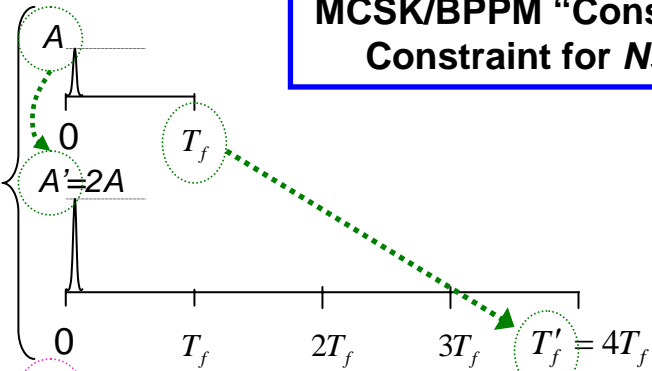
$$T'_f = \left(1 + \frac{\log_2 M}{N_p / N_s} \right) T_f$$

can be adjusted to achieve higher information rate at lower transmit power and still maintain better BER performance at the same time

Information Rate (2/3)

MCSK/BPPM "Constant Power"
Constraint for $N_s = 1, M=8$

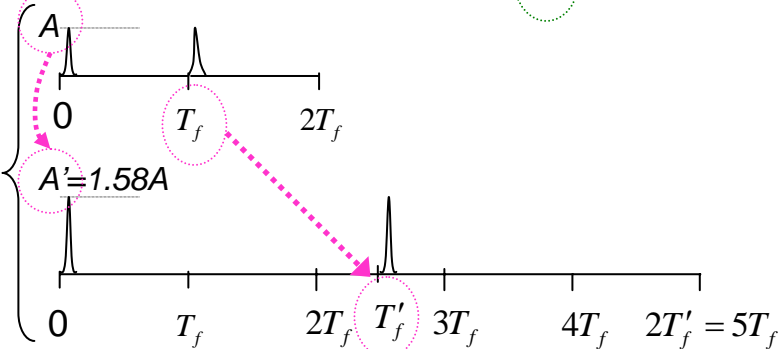
$$\frac{N_p}{N_s} = 1$$



Scalable info. rates

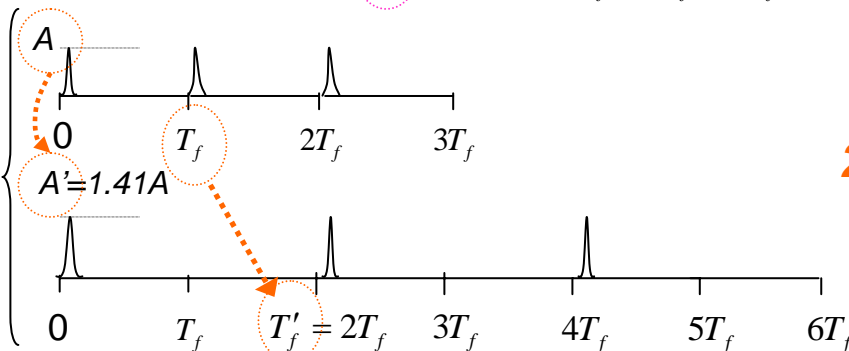
$$4R \rightarrow R$$

$$\frac{N_p}{N_s} = 2$$



$$2.5R \rightarrow R$$

$$\frac{N_p}{N_s} = 3$$



$$2R \rightarrow R$$

$$R_s = \left(1 + \frac{\log_2 M}{N_p / N_s} \right) \cdot R$$

BER performance
 (wrt TH-BPPM)

- increased SNR
- reduced collisions
- no processing gain
- not much improvement

- increased SNR
- reduced collisions
- processing gain
- improved BER
- TX power can be lowered
- info rate can be increased

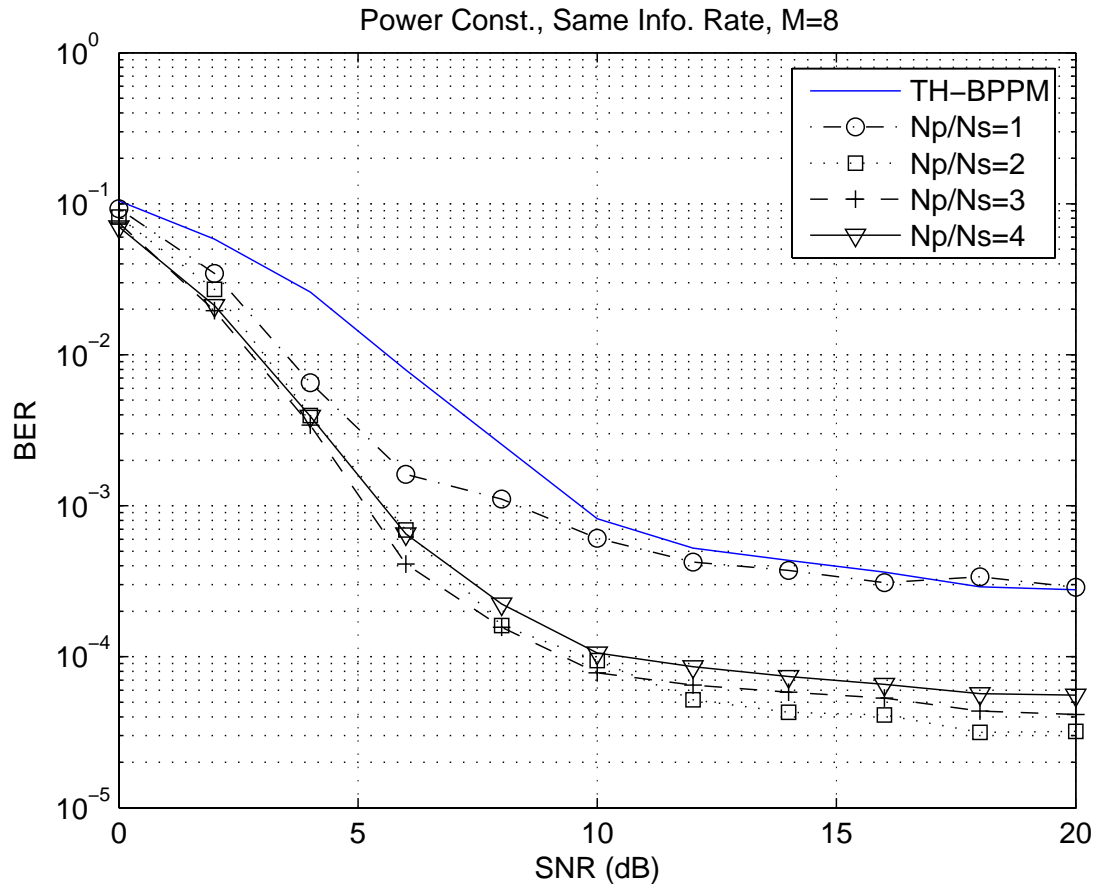
$$A' = \sqrt{1 + \frac{\log_2 M}{N_p / N_s}} A$$

$$T'_f = \left(1 + \frac{\log_2 M}{N_p / N_s} \right) T_f$$

Information Rate (3/3)

“Constant Power” Constraint

→ Improved performance at the same information rate for $M=8$



Location Accuracy

MCSK/BPPM
"Constant Power" Constraint

	Procedure	Result	Comment
Step 0	Initial conditions for TH-BPPM	R_0 (information rate); BER_0 (performance) TX_0 (power)	
Step 1	Increase M	$R_1 > R_0$; $BER_1 > BER_0$; $TX_1 = TX_0$	
Step 2	Increase N_p/N_s	$R_1 > R_2 > R_0$; $BER_1 > BER_2$; $TX_2 = TX_0$	BER_2 may or may not be less than BER_0
Step 3	Increase $T'f$	$R_1 > R_2 > R_3 > R_0$; $BER_2 > BER_3$; $TX_0 > TX_3$	BER_3 may or may not be less than BER_0
Step 4	Increase A'	$R_4 = R_3 > R_0$; $BER_3 > BER_4$ & $BER_0 > BER_4$; $TX_0 > TX_4 > TX_3$	Increased frame time with longer observation period, higher information rate, better BER performance and lower transmit power



Accurate Ranging/Location

Conclusion

- MCSK/BPPM provides:
 - increased information rate
 - lower transmit power
 - better BER performance
 - improved spectral characteristics

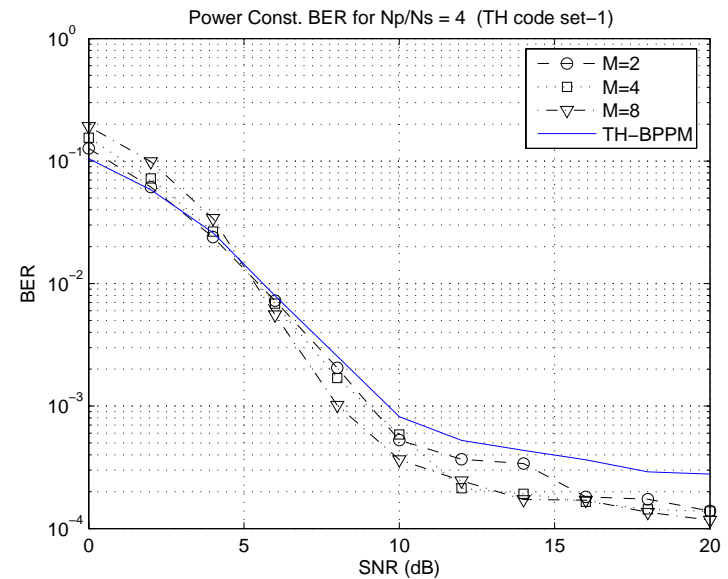
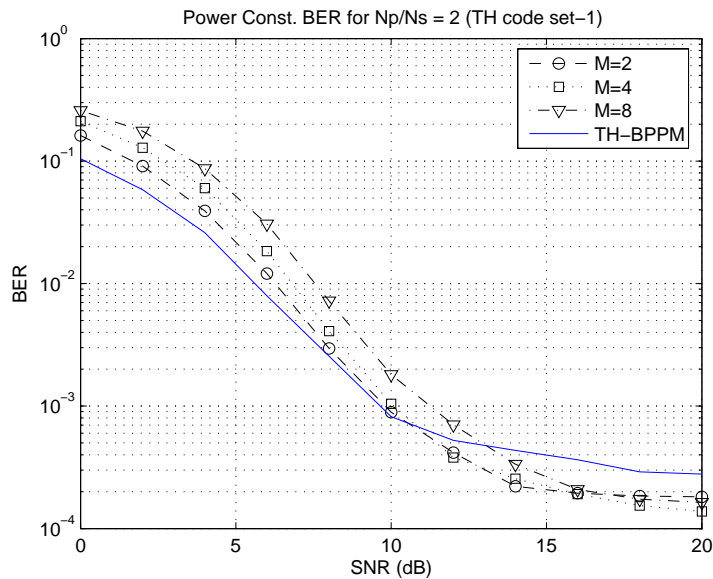
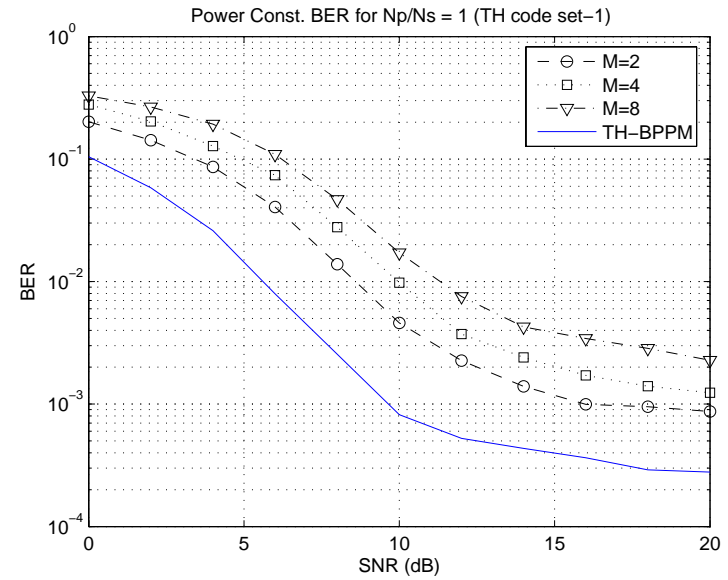
Simultaneously!
- MCSK/BPPM is capable of:
 - information rate scalability
 - location/ranging accuracy

IEEE 802.15.4a PHY

Back-up Slides

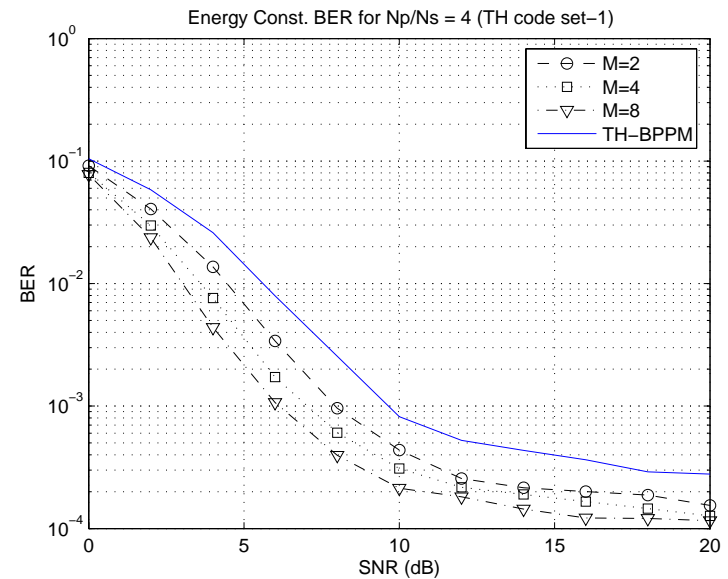
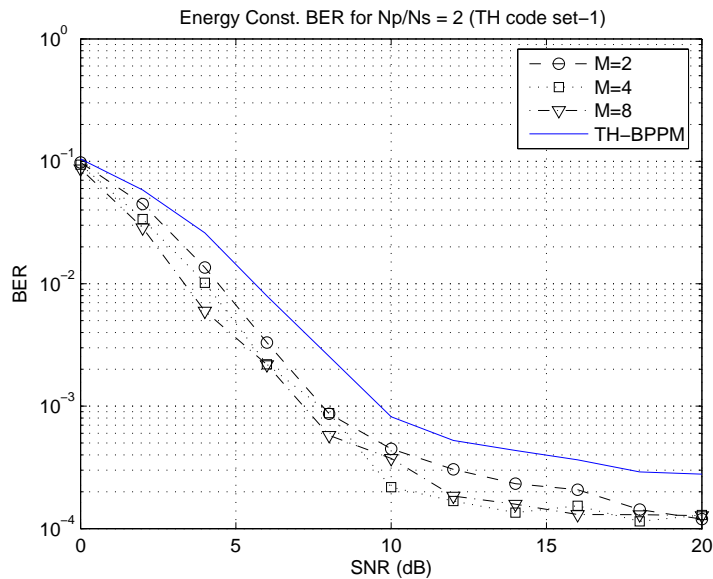
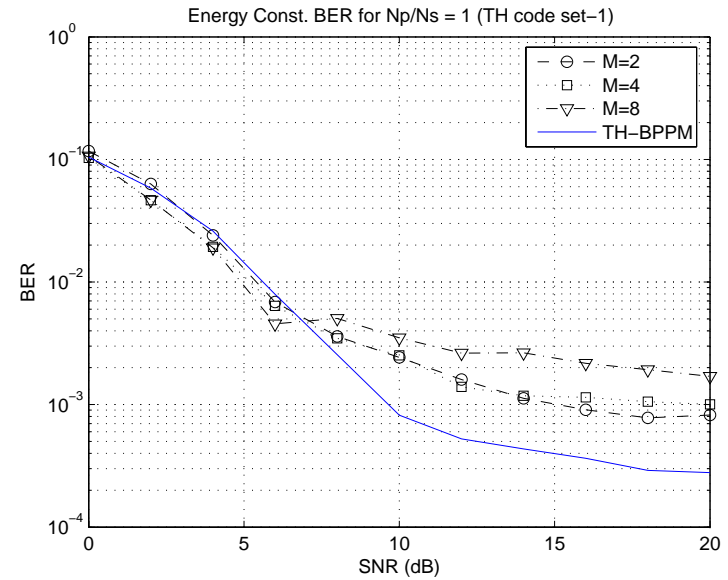
MCSK/BPPM

“Constant Power” Constraint



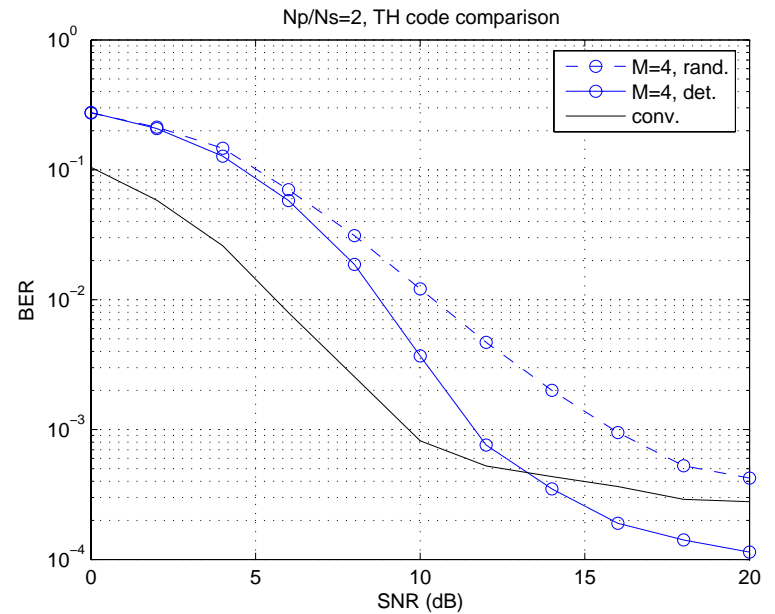
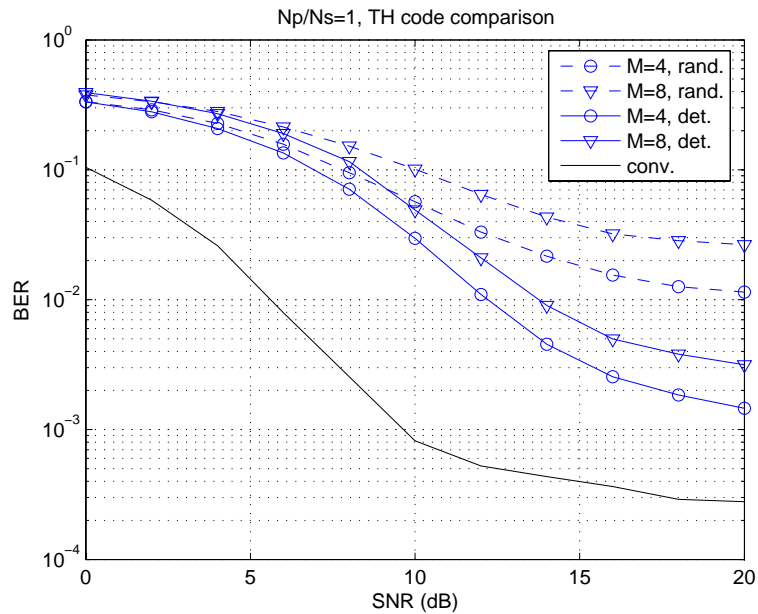
MCSK/BPPM

“Constant Energy/Bit” Constraint



Effects of TH Code Design on the Performance

MCSK/BPPM “Constant Power” Constraint



TH Code Spectrum of:

- a) TH-BPPM, $N_p=10$
- b) ideal MCSK/BPPM, $N_p \rightarrow \infty$
- c) realistic MCSK/BPPM

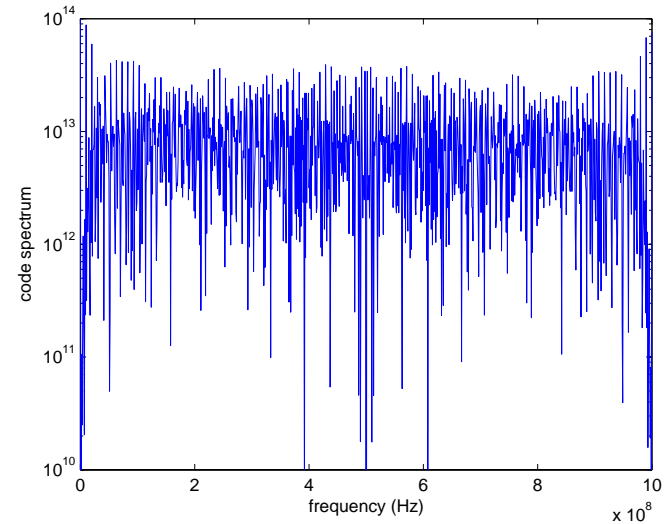


Fig. a. TH-BPPM

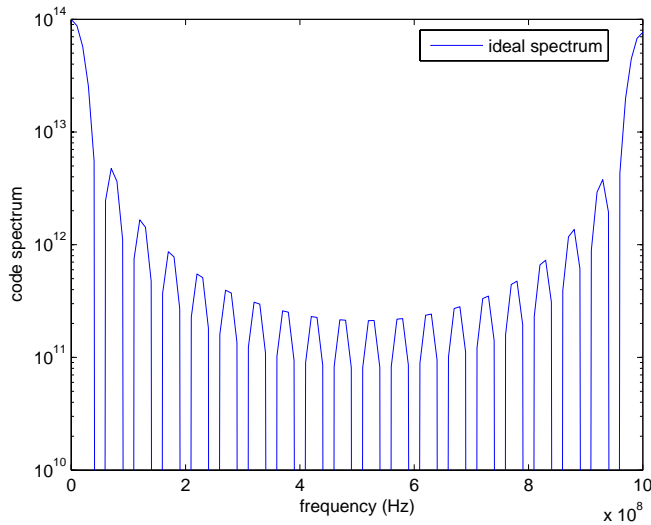


Fig. b. ideal MCSK/BPPM

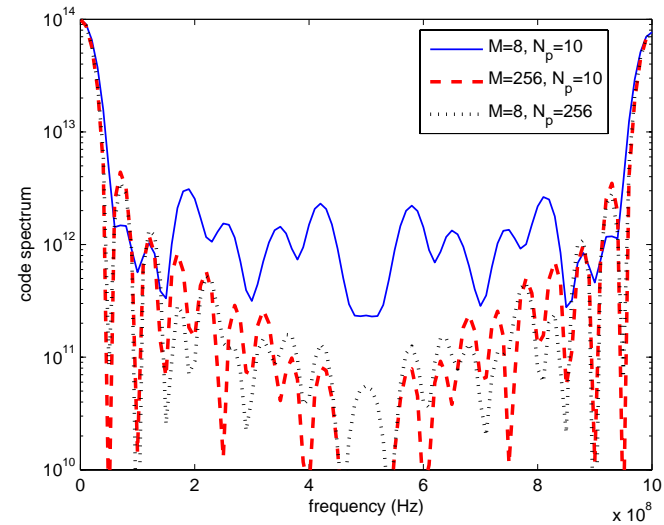


Fig. c. realistic MCSK/BPPM