

AMP Devices in WLAN

Date: 2023-03-13

Authors:

Name	Affiliation	Address	Phone	Email
Yinan Qi	OPPO			v-qiyinan@oppo.com
Weijie Xu				xuweijie@oppo.com
Steve Shellhammer	Qualcomm			shellhammer@ieee.org
Bo Sun	ZTE			sun.bo1@zte.com.cn
Joerg ROBERT	TU Ilmenau / Fraunhofer IIS	Helmholtzplatz 2, 98693 Ilmenau, Germany		joerg.robert@tu-ilmenau.de
Vytas Kezys	HaiLa Technologies			vytas@haila.io

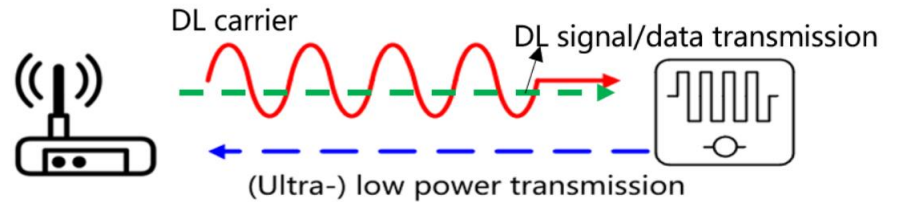
Outline

❑ Motivation

- Why support AMP WLAN device in 802.11?

❑ Use cases

- Requirements
- Gap analysis

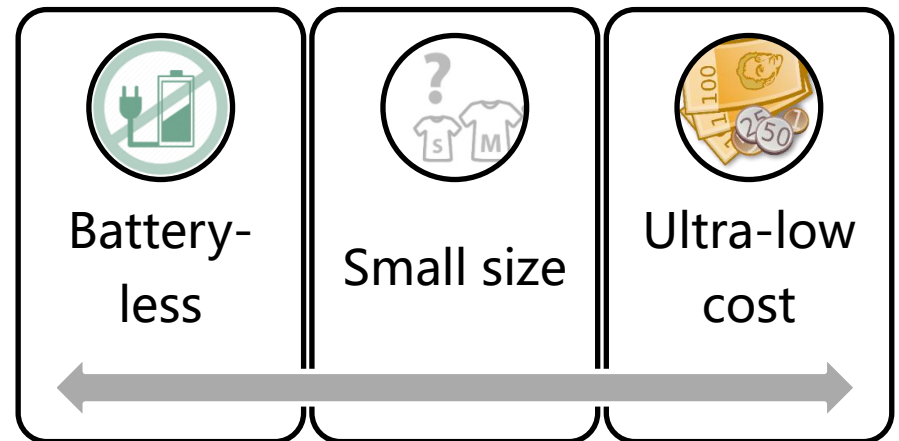


❑ Feasibility

- Technical feasibility
- Prototypes

❑ Overall design

- Design target
- Direction for the Study Group



❑ Summary

Motivation: Battery-less and Maintenance-free Devices

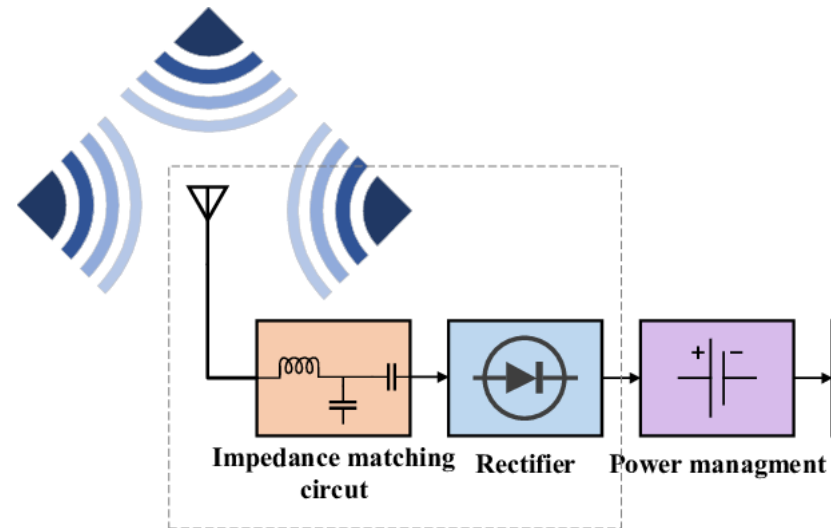
- ❑ The Wi-Fi IoT network is competitive from **deployment cost** perspective, thanks to widespread deployment and use of unlicensed frequency band.

- ❑ However, there remain lots of use cases and applications that can not be addressed using existing Wi-Fi IoT technologies:
 - a device powered by a conventional battery is not applicable, e.g., under **extreme environmental conditions** (e.g., high pressure, extremely high/low temperature, humid environment) or **maintenance-free devices are required** (e.g., no need to replace a conventional battery for the device)
 - **ultra-low complexity, very small device size/form factor** (e.g., thickness of mm), and longer life cycle etc. are required

Solution: AMP WLAN Devices

□ A new type of WLAN devices, which is powered by ambient power such as radio waves, solar, heat, vibration etc., is a promising way to fulfill the unmet requirement and enable many to-Business and to-Customer applications.

- The device is powered by energy harvested from a variety of **ambient power sources** including radio waves, light (sunlight), motion, heat, etc. → the conventional battery can be removed
- **Ultra-low power consumption**: typical peak power less than **1 mW** due to the **low ambient power density**
- **Smaller size and ultra-low complexity** → low cost massive deployment



□ SoTA development in industry: ambient power tags showcased in **MWC 2023 expo** from multiple companies [16],[17]




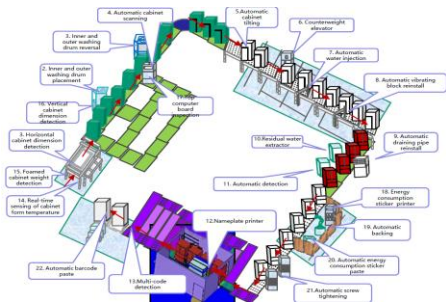

Note: The standardization of AMP devices have begun in global standardization organizations, e.g., 3GPP begin to study ambient power-enabled IoT since Rel-19 [S1-220192 New SID: Study on Ambient power-enabled Internet of Things, OPPO]

Why support AMP WLAN device in 802.11

- From technical perspective, there are many advantages to support AMP device in 802.11
 - Many emerging implementations in 802.11 network demonstrating both feasibility and technical/business potentials [15]
 - With potential enhancement, the legacy infrastructure can be reused [13]
 - Easy for AMP function design by building upon the existing 802.11 features, such as 802.11ba, 802.11ah and legacy 802.11 power management mechanism.
 - Minimize design efforts by reusing the existing mechanism, e.g. 802.11ba WUR and OOK, simplified 802.11ah MAC, access control mechanism. power management mechanism, etc.
- From business perspective, AMP devices and Wi-Fi eco-system are mutually beneficial
 - Create new IoT service opportunities in many to-Business and to-Customer areas by enriching WLAN IoT applications
 - Explore the high WLAN market share and further expand Wi-Fi ecosystem market portfolio
 - Achieve much lower CapEx and OpEx for the verticals with unlicensed frequency band and existing deployment
 - Good matching to the local area deployment requirement

Use Cases (1/2)

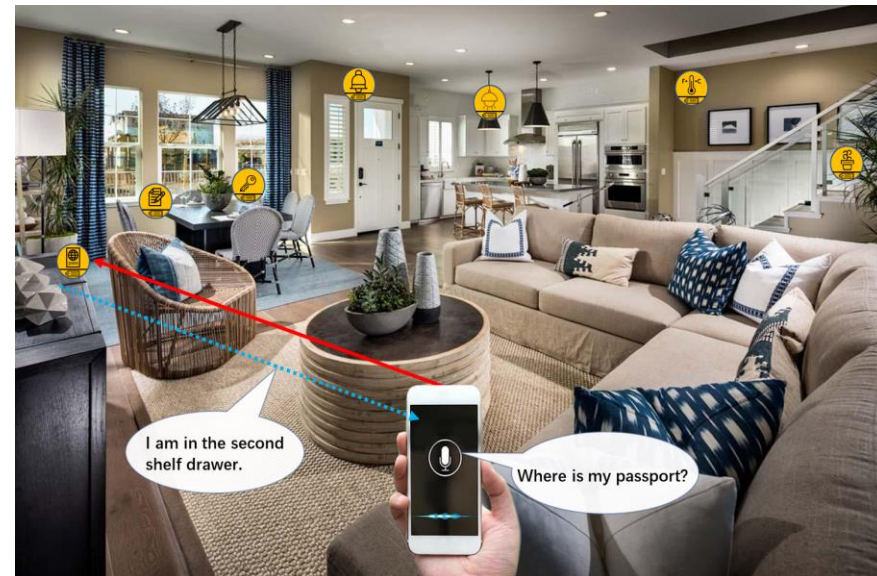
- **Use case 1 Smart manufacturing:** inventory, asset tracking/positioning, and environment/production line sensing and monitoring
- **Use case 2 Data Center:** environmental monitoring, facility monitoring and asset management
- **Use case 3 Smart home:** asset management, home environment monitoring and home security.
- **Use case 4 Logistics and warehouse:** goods tracking and inventory check
- **Use case 5 Smart agriculture:** monitoring of soil moisture, soil fertility, temperature, wind speed, plant growth etc., and controlling of the agricultural facilities
- **Use case 6 Indoor positioning:** positioning in giant shopping mall, factories, warehouses, etc.
- **Use case 7 Smart Power Grid:** sensing of sound, heat, pressure, etc., smart meter to achieve awareness of device/equipment status
- **Use case 8 Fresh Food supply chain,** Route the RTI, sense temperature etc.



Use Case: Smart Home (2/2)

□ Smart home

- AMP devices can be used in the following applications:
 - Home monitoring for house environment
 - Temperature sensors;
 - Humidity sensors;
 - Gas leakage alarms.
 - Home security: intruders detection,
 - Asset management: locate items, e.g., wallet, keys, etc.
- APs/Smartphones can communicate with AMP devices
- Requirements of the devices:
 - Ultra-low power consumption, e.g., less than 1mW
 - Battery-less and no need to replace a battery
 - Low complexity and small size, e.g., thickness of 1mm and area of several cm²



Requirements of the Use Cases (1/2)

Use case	Coverage	Peak Data rate	Positioning accuracy	Other requirements
#1 Smart manufacturing	30m indoor 100m outdoor	100k bps	1~3 m Horizontal indoor	Battery-less Maintenance-free
#2 Data center	30m indoor 100m outdoor	100k bps	-	Battery-less Maintenance-free
#3 Logistics/Warehouse	10-30 m for indoor case	-	1~3 m Horizontal indoor	Battery-less, Maintenance-free 99.5% identification accuracy Ultra-low cost and ultra-small size
#4 Smart Home	10m	-	1~3 m Horizontal	Maintenance-free Battery-less Long service life., e.g., more than 10 years Low complexity and small size

Requirements of the Use Cases (1/2)

Use case	Coverage	Peak Data rate	Positioning accuracy	Other requirements
#5 Smart Agriculture	30m indoor, 200m outdoor	-	-	Battery-less, Low complexity and small size, Processing (i.e., reading IDs) hundreds to thousands of devices per second
#6 Indoor positioning	10-30 meters indoor	-	1~3 m horizontal accuracy and 1~2 m vertical accuracy	Small size, maintenance-free, battery-free, and ultra-low-cost IoT devices; Moving speed: 1.5-2 m/s
#7 Smart Grid	10-30 m indoor, up to 200 m outdoor	20kbps for sub-station, 3kbps for high voltage transmission line.	-	Maintenance-free and battery-less
#8 Fresh Food Supply Chain	10-20m	0.12bps		Maintenance-free, ultra low cost, sticker form factor with low BOM Traffic interval =15 minutes

Gap Analysis for the Use Cases (1/2)

Use cases	Issues for state-of-the-art solutions	Benefits of AMP IoT
#1 Smart manufacturing #2 Data center #3 Logistics/Warehouse #8 Fresh Food Supply Chain	1. Manual scanning of labels of barcode or RFID tags for inventory/attendance check 2. Massive deployment of readers due to short communication distance 3. Limited performance on communication distance, system efficiency 4. No IP stack is defined.	1. Automatic scanning 2. Lower density deployment of APs 3. Improved performance in terms of communication distance, sensitivity and system efficiency 4. Battery-less and Maintenance free 5. Inherent, standardized and secured internet connectivity 6. Location services
#4 Smart Home	1. Need to replace battery for many devices 2. High cost/ larger size for applications such as finding small items at home	1. Battery-less and Maintenance free 2. Small size/low cost to support more applications 3. Support positioning 4. Enable communication between non-AP STA (e.g., smart phone) and AMP IoT devices

Gap Analysis for the Use Cases (2/2)

Use cases	Issues for state-of-the-art solutions	Benefits of AMP IoT
#6 Indoor positioning	<ol style="list-style-type: none"> 1. High deployment cost for indoor navigation and positioning systems 2. High maintenance cost 	<ol style="list-style-type: none"> 1. Small size/low deployment cost 2. Enable positioning by non-AP STA (e.g., smart phone), with 1~3m horizontal positioning accuracy 3. Battery-less and Maintenance free
#5 Smart Agriculture #7 Smart Grid	<ol style="list-style-type: none"> 1. Power supply with wire cable or battery is needed for sensors 2. High maintenance cost 3. Inaccessible in case of and hazardous operation conditions 	<ol style="list-style-type: none"> 1. Battery-less so that deployment of AMP IoT devices can be flexible and low deployment cost 2. Maintenance free 3. Lower device cost

Ambient Power and Energy Storage

☐ Ambient power

- RF
- Solar
- Thermal
- Vibration

Energy Source	Method	Power Density	Application Environment	Energy Conversion Factors	Feature	Advantages	Disadvantages
Radio Frequency	Antenna	0.1–10 $\mu\text{W}/\text{cm}^2$ (Artificial)	(Semi-)urban environments; Dedicated transmitter setup;	Source transmission power; Distance from source; Antenna gain; Antenna design;	Partly controllable Partly predictable	Ambient or dedicated techniques; High conversion efficiency; Available anywhere;	Requires tuning to frequency bands; Energy availability limited by safety; Distance dependent; Low-power density
		0.001(WiFi)–0.1(GSM) $\mu\text{W}/\text{cm}^2$					
Solar	Photovoltaic	10–100 mW/cm^2 (Outdoor Sun Light)	Natural light; Brightly lit indoor spaces;	Light intensity; Temperature gradient; Material properties;	Uncontrollable Predictable	High voltage output; Predictable; Low fabrication costs	Long periods of natural absence; Natural prediction limited; Unavailable at night and non-controllable;
		10–100 $\mu\text{W}/\text{cm}^2$ (Indoor Art. Light)					
Thermal	Thermoelectric	20–60 $\mu\text{W}/\text{cm}^2$	Industrial waste heat; Household water; Domestic heaters; Body heat;	Spatial temperature gradient; Temporal temperature gradient; Cycle frequency;	Uncontrollable Predictable	Long life due to stationary parts; High reliability;	Requires constant thermal gradient; Low conversion efficiency; Performs poorly on small gradients;
Mechanical Vibration	Electromagnetic	300-800 $\mu\text{W}/\text{cm}^3$	Industrial machinery; transportation; Human activity; Roads and infrastructure;	Vibration frequency; Vibration acceleration;	Partly controllable	High-output currents; Robustness; Low-cost design; Controllable	Relatively large size; Unpredictable;
	Electrostatic	50-100 $\mu\text{W}/\text{cm}^3$				High-output voltage; Possibility to build low-cost devices	Requires bias voltage; Unpredictable
	Piezoelectric	4-250 $\mu\text{W}/\text{cm}^3$				High voltage output; High power density; Simplicity design and fabrication	Highly variable output; Unpredictable;

☐ The ambient power lacks of stability and the power density is limited.

- Energy storage element is needed for some AMP IoT devices.

☐ Capacitor and solid-state battery can be considered as the possible energy storage elements.

Candidate Techniques

□ Candidate Techniques

- **Narrow bandwidth operation**
- **Simpler waveform/modulation/coding scheme:** OOK/FSK, Manchester coding, etc.
- **Backscattering**
- **Light-weight MAC protocol design and enhanced power saving/management:**
- **Coexistence schemes with legacy devices**

□ Potential Techniques combinations:

- **Ultra-low power receiver + Backscattering/Ultra-low power active transmitter + Simplified MAC+ Enhanced power saving**

Feasibility of Supporting AMP WLAN Devices

❑ Preliminary link budget for different AMP WLAN device types

- Communication distance of up to 180 meters can be achieved in Sub-1 GHz and up to 50 meters for 2.4 GHz [Section 4.4.1, 12]

❑ Co-existence with legacy 802.11 systems

- AMP device can co-exist with legacy devices in both Sub-1 GHz and 2.4 GHz

❑ Carrier generation for backscattering

- Wideband carrier signal spanning the whole channel bandwidth, e.g., the signal spanning across the 20 MHz channel bandwidth at 2.4 GHz

❑ Regulation considerations

- Based on the review of the frequency regulation in US, EU, China, etc., the intended use-cases can be covered.

Prototypes (1/2)

- ❑ Many prototypes have been developed to show the potential communication techniques, the applicable ambient powers and the achieved performance.
 - Prototype using RF power and backscattering (Figure 1/2) [11]
 - Prototype using thermal energy (Figure 3) [11]
 - Prototype using induced current (Figure 4) [11]


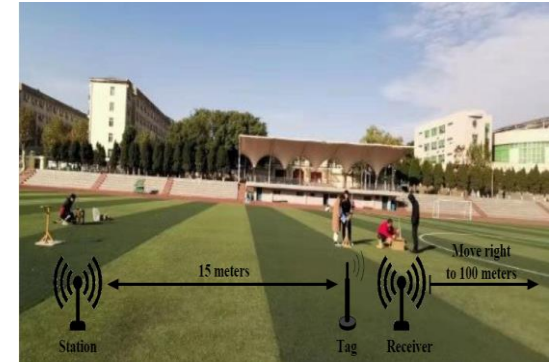


Figure 1




Figure 3




Figure 4




Figure 2

Prototypes (2/2)

- 802.11 compatible backscatter prototype(Figure 5) [15]
- RF energized ultra-low power ambient device

Demo (Figure 6) [14]

- Ultra-low power transmitter and high sensitivity RF energy harvester

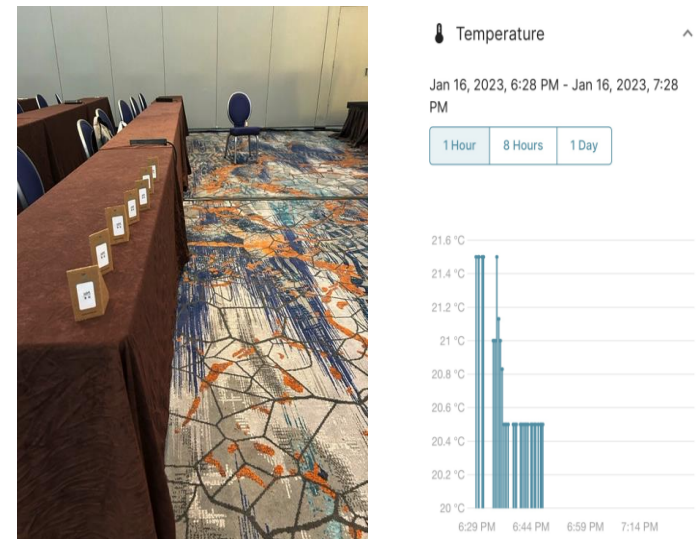


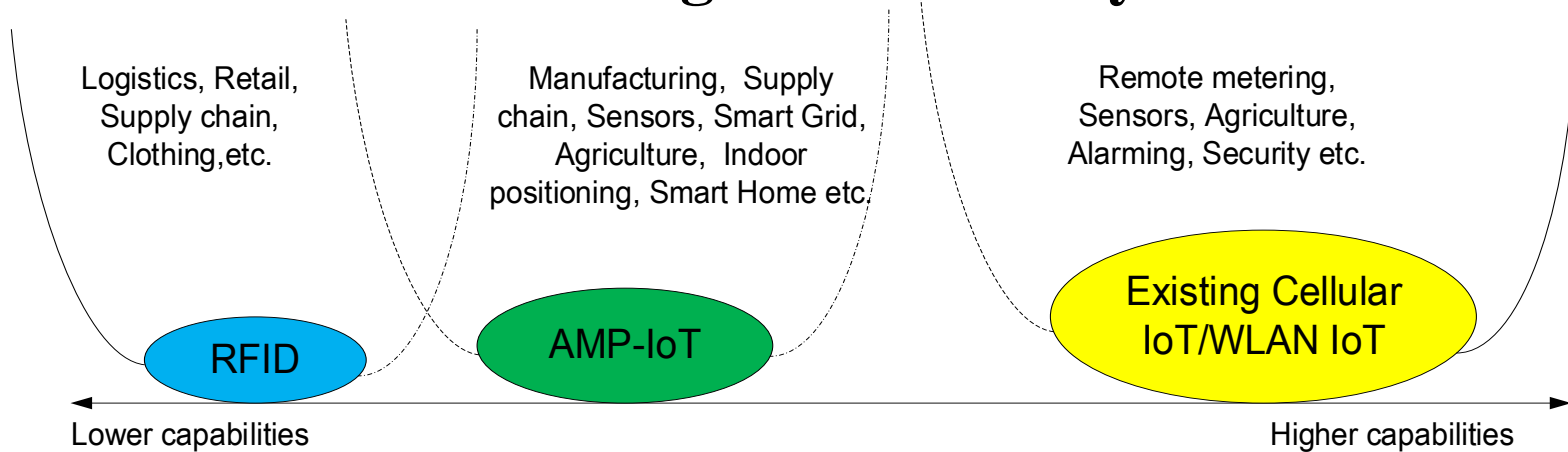


Figure 5

Figure 6

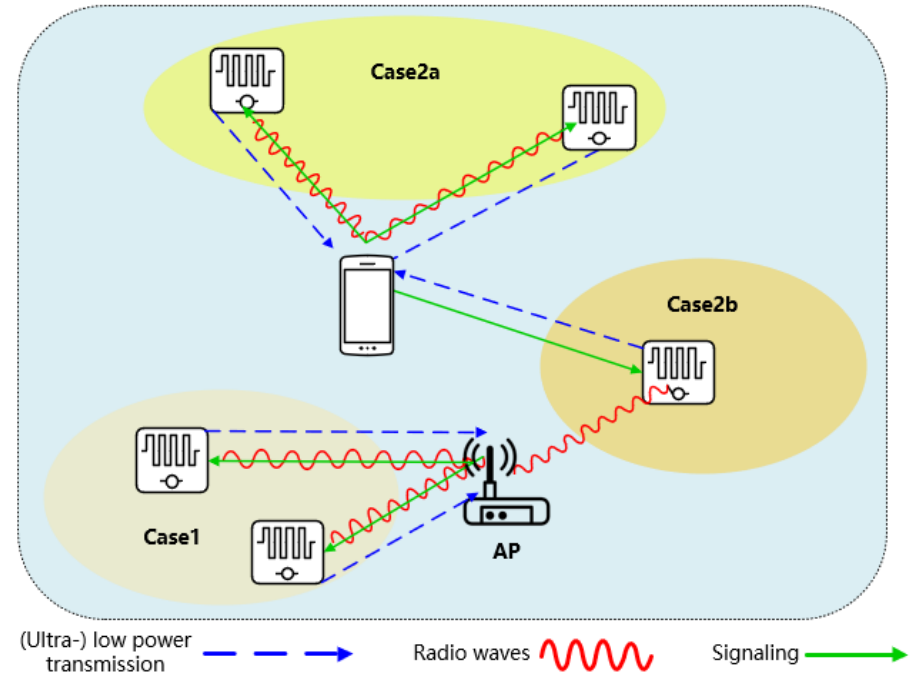
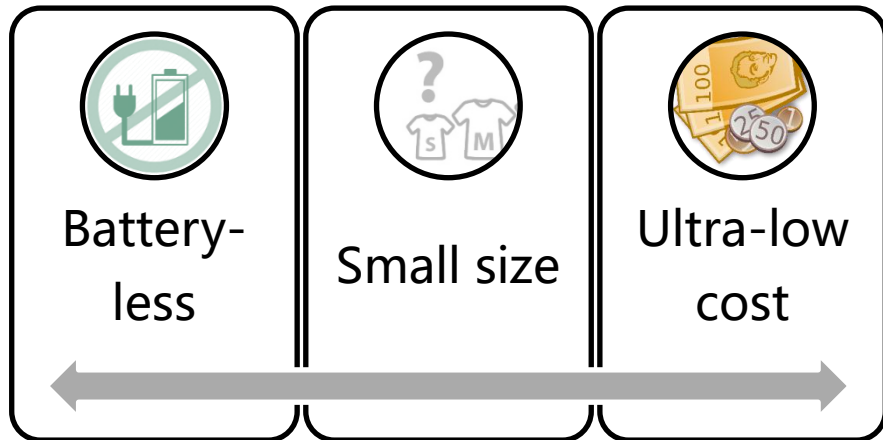
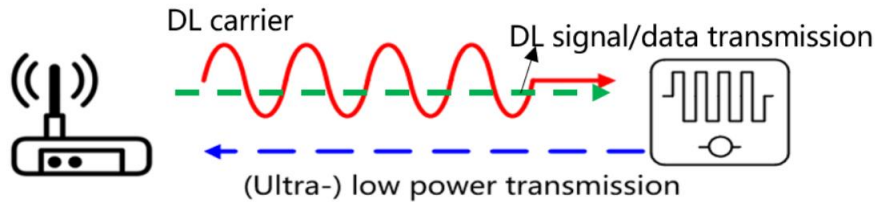
The Target of the Study



	RFID	AMP WLAN device	Existing WLAN IoT(e.g. 802.11 ah)
Coverage	<10 m	10m~30m (RF power); Up to 200m(other ambient power)	>=1000m
Power Source	RF power only	Various ambient power	Battery
Techniques	RF power harvesting Backscattering	Backscattering/Active transmitter WUR receiver Enhanced power saving Power management	OFDM Narrow bandwidth Relaxed processing eDRX(TWT) PS-Poll Energy limited operation
Power Consumption	1uw~10uw	<1mw	100x mw
Device Cost (Relatively)	Low	Medium	High
Maintenance/operation cost	Labor cost for operation	Maintenance-free Automated operation	Replace/Recharge the battery/Automated operation

Overview of AMP WLAN Device Design

Design targets: support both the communication between AP and the AMP devices and the communication between mobile AP and the AMP devices



Direction for the Study Group (1/3)

- To support an ultra-low-power-consumption AMP device in WLAN, e.g. peak power consumption for transmission and reception is lower than 1mW.
 - ◆ PHY: **WUR**(100x uW) + **Simplified UL PHY** (10x uW~100x uW)
 - In the DL, WUR(802.11ba) like design as the starting point.
 - Reuse legacy design as much as possible, such as OOK, channel structure, waveform, PPDU formats, etc.
 - Additional signaling in WUR to transmit additional signaling or payload data.
 - Some re-design may be necessary if AMP in WLAN is implemented in frequency band other than 2.4GHz, e.g., Sub-1 GHz.

Note: Other schemes than 802.11ba are not precluded if useful.

Direction for the Study Group (2/3)

- In the UL, legacy design as a starting point for the UL PHY, e.g., 802.11ba OOK, 802.11b DSSS modulation, etc.
 - Both **active transmitter and backscatter transmitter** can be supported.
 - The carrier for backscattering shall be specified considering the regulation requirement
 - Optimizations for full-duplex operation in case of backscatter modulation can be considered

Note: other schemes, e.g., FSK/PSK are not precluded if useful.

- The carrier and bandwidth of backscattering signal should be specified including signal of narrow bandwidth or wide bandwidth and carrier signal using the existing signal can also be considered.

Direction for the Study Group (3/3)

- ◆ MAC: **Simplified MAC + Enhanced power saving/ power management**
 - Efficient PLCP and MAC for limited payload message sizes, e.g., 100bits.
 - Coordination of AMP device channel access (e.g., may not be able to use conventional CSMA-like approaches since backscattering devices potentially undetectable by other devices)

Note: Other issues such as additions to the optimized security measures to enable battery free operation will also be considered if necessary.

Summary

- ❑ **This presentation introduces the study of AMP WLAN devices, including:**
 - Motivation, solution and why support AMP WLAN device in 802.11?
 - Use cases, requirements and gap analysis of AMP WLAN device
 - Technical feasibility of AMP WLAN device and prototypes
 - Overall design target and scope for future study
- ❑ **AMP WLAN has enormous technical and business potentials, making it a highly promising technique!**
- ❑ **The study on AMP will continue and a vote for SG formation will be casted in closing plenary on Friday.**

Your support would be greatly appreciated 😊

Reference

1. IEEE 802.1122/1339r0, Use Cases of smart manufacturing
2. IEEE 802.1122/1341r1, Use Cases of Data Center Infrastructure Management.
3. IEEE 802.11-22/0963r0, Use Cases for AMP IoT Devices.
4. IEEE 802.11-22/1559, Updated Use Cases for AMP IoT Devices.
5. IEEE 802.11-22/0962r0, Potential Techniques to Support AMP IoT Devices in WLAN
6. IEEE 802.11-22/970r0, Feasibility of supporting AMP IoT devices in WLAN
7. IEEE 802.11-22/1560r0, Ambient powers and energy storage
8. IEEE 802.11-22/1561r0, Further discussion on feasibility of supporting AMP IoT devices in WLAN
9. IEEE 802.11-22/1799r0, On energy harvesting and the differentiation with RFID
10. IEEE 802.11-22/1800r0, New Use Case for AMP IoT Devices: Smart Grid
11. IEEE 802.11-22/1961r0, Prototype presentations for AMP IoT
12. IEEE 802.11-22/1562r8, Draft Technical Report on support of AMP IoT devices in WLAN
13. IEEE 802.11-23/0173r0, Discussion on exemplary AMP use scenarios
14. IEEE 802.11-23/0112r0, Ambient IoT Device Demo
15. IEEE 802.11-23/0056r0, 802.11 compatible backscatter prototype
16. https://www.phonearena.com/news/Oppo-Zero-Power-Tag-tracker-would-save-landfills-from-millions-of-AirTag-style-batteries_id145906
17. <https://www.mwcbarcelona.com/agenda/session/6g-ambient-iot-your-antidote-to-supply-chain-climate-crises>