

Summary and recommendation for AMP IoT

Date: 2023-2-27

Authors:

| Name | Affiliation | Address | Phone | Email |
|-----------|-------------|---------|-------|--------------------|
| Yinan Qi | OPPO | | | v-qiyinan@oppo.com |
| Weijie Xu | | | | xuweijie@oppo.com |

Abstract

This presentation summarizes the design of ultra-low energy consumption, ultra-low complexity and battery-less AMP devices with energy harvesting.

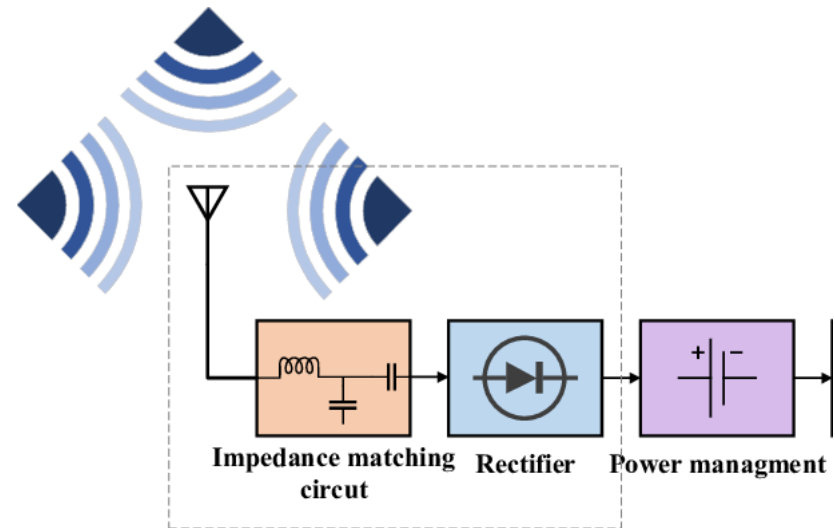
Motivation: Battery-less and Maintenance-free Devices

- ❑ The Wi-Fi IoT network is competitive from the perspective of **deployment cost**, due to widespread deployment and free use of unlicensed frequency band.

- ❑ However, there are still lot of use cases and applications that can not be met with using existing Wi-Fi IoT technologies:
 - a device driven by a conventional battery is not applicable, e.g., under **extreme environmental conditions** (e.g., high pressure, extremely high/low temperature, humid environment) or **maintenance-free devices are required** (e.g., no need to replace a conventional battery for the device)
 - **ultra-low complexity, very small device size/form factor** (e.g., thickness of mm), and longer life cycle etc. are required

Solution: Support AMP WLAN Devices

- A new type of WLAN devices, which is powered by ambient power such as radio waves, solar, heat, vibration etc., is a promising way to fulfill the unmet requirement and enable many to-B and to-C applications.
 - The device is powered by energy harvested from a variety of **ambient power sources** including radio waves, light (sunlight), motion, heat, etc. → the conventional battery can be removed
 - **Ultra-low power consumption**: typical peak ambient power less than **1 mw** due to the **low ambient power density**
 - **Smaller size and ultra-low complexity** → low cost massive deployment



Note: The standardization of AMP devices have begun in global standardization organizations, e.g., 3GPP begin to study ambient power-enabled IoT since Rel-19 [S1-220192 New SID: Study on Ambient power-enabled Internet of Things, OPPO]


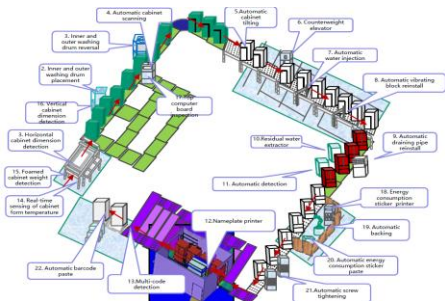
Why support AMP WLAN device in 802.11

- ❑ From business perspective, AMP devices and Wi-Fi eco-system are mutually beneficial
 - Trigger new IoT service opportunities in many to-B and to-C areas by enriching WLAN IoT applications
 - Explore the high WLAN market share and further expand Wi-Fi ecosystem market portfolio
 - Achieve much lower CapEx and OpEx for the verticals with free unlicensed frequency band and existing deployment
 - Good matching to the local area deployment requirement

- ❑ From technical perspective, there are many advantages to support AMP IoT in 802.11
 - Many emerging implementations in 802.11 network demonstrating both feasibility and technical/business potentials [15]
 - With potential enhancement, the legacy infrastructure (e.g., 802.11ah AP) can be reused [13]
 - Easy for AMP function design by building upon the existing 802.11 features, such as 802.11ba, 802.11ah and legacy 802.11 power management mechanism.
 - Minimize design efforts by reusing the existing mechanism, e.g. 802.11ba WUR and OOK, simplified 802.11ah MAC, access control mechanism. power management mechanism, etc.

Summary(1): Use Cases

- **Use case 1 Smart manufacturing:** inventory, asset tracking/positioning, and environment/production line sensing and monitoring
- **Use case 2 Data Center:** environmental monitoring, facility monitoring and asset management
- **Use case 3 Smart home:** asset management, home environment monitoring and home security.
- **Use case 4 Logistics and warehouse:** goods tracking and inventory check
- **Use case 5 Smart agriculture:** monitoring of soil moisture, soil fertility, temperature, wind speed, plant growth etc., and controlling of the agricultural facilities
- **Use case 6 Indoor positioning:** positioning in giant shopping mall, factories, warehouses, etc.
- **Use case 7 Smart Power Grid:** Sensing of sound, heat, pressure, etc., smart meter to achieve awareness of device/equipment status
- **Use case 8 Fresh Food supply chain,** Route the RTI, sense temperature etc.



Summary(2): Requirements of the Use Cases

| Use case | Coverage | Peak Data rate | Positioning accuracy | Other requirements |
|----------------------------|-------------------------------------|---|---|---|
| #1 Smart manufacturing | 30m indoor 100m outdoor | 100kbps | 1~3 m Horizontal indoor | Battery-less Maintenance-free |
| #2 Data center | 30m indoor 100m outdoor | 100kbps | - | Battery-less Maintenance-free |
| #3 Logistics/Warehouse | 10-30 m for indoor case | - | 1~3 m Horizontal indoor | Battery-less, Maintenance-free 99.5% identification accuracy Ultra-low cost and ultra-small size |
| #4 Smart Home | 10m | - | 1~3 m Horizontal | maintenance-free Battery-less Long service life., e.g., more than 10 years Low complexity and small size |
| #5 Smart Agriculture | 30m indoor, 200m outdoor | - | - | Battery-less, Low complexity and small size, Processing (i.e., reading IDs) hundreds to thousands of devices per second |
| #6 Indoor positioning | 10-30 meters indoor | - | 1~3 m horizontal accuracy and 1~2 m vertical accuracy | Small size, maintenance-free, battery-free, and ultra-low-cost IoT devices; Moving speed: 1.5-2 m/s |
| #7 Smart Grid | 10-30 m indoor, up to 200 m outdoor | 20kbps for sub-station, 3kbps for high voltage transmission line. | - | Maintenance-free and battery-less |
| #8 Fresh Food Supply Chain | 10-20m | 0.12bps | | Maintenance-free, ultra low cost, sticker form factor with low BOM Traffic interval =15 minutes |

Summary(3): Gap analysis for the Use Cases

| Use cases | Issues for state-of-the-art solutions | Benefits of AMP IoT |
|--|--|---|
| #1 Smart manufacturing #2 Data center #3 Logistics/Warehouse #8 Fresh Food Supply Chain | <ol style="list-style-type: none"> 1. Manual scanning of labels of barcode or RFID tags for inventory/attendance check 2. Massive deployment of readers due to short communication distance 3. Limited performance on communication distance, system efficiency 4. No IP stack is defined. | <ol style="list-style-type: none"> 1. Automatic scanning 2. Lower density deployment of APs 3. Improved performance in terms of communication distance, sensitivity and system efficiency 4. Battery-less and Maintenance free 5. Inherent, standardized and secured internet connectivity 6. Location services |
| #4 Smart Home | <ol style="list-style-type: none"> 1. Need to replace battery for many devices 2. High cost/ larger size for applications such as finding small items at home | <ol style="list-style-type: none"> 1. Battery-less and Maintenance free 2. Small size/low cost to support more applications 3. Support positioning 4. Enable communication between non-AP STA (e.g., smart phone) and AMP IoT devices |
| #6 Indoor positioning | <ol style="list-style-type: none"> 1. High deployment cost for indoor navigation and positioning systems 2. High maintenance cost | <ol style="list-style-type: none"> 1. Small size/low deployment cost 2. Enable positioning by non-AP STA (e.g., smart phone), with 1~3m horizontal positioning accuracy 3. Battery-less and Maintenance free |
| #5 Smart Agriculture #7 Smart Grid | <ol style="list-style-type: none"> 1. Power supply with wire cable or battery is needed for sensors 2. High maintenance cost 3. Inaccessible in case of and hazardous operation conditions | <ol style="list-style-type: none"> 1. Battery-less so that deployment of AMP IoT devices can be flexible and low deployment cost 2. Maintenance free 3. Lower device cost |

Summary(4): Device types

□ AMP-only WLAN device

- Ultra-low complexity, ultra-power consumption, very small form factor
- **Battery-less** (i.e., not using conventional battery) and may not need power storage or has limited power storage only (e.g., a capacitor).

□ AMP-assisted WLAN device

- Higher power storage capability than AMP-only WLAN device
- Similar as legacy 802.11 (e.g., 802.11n/11ah) device and can reuse the current PHY design but with enhanced MAC features to well adapt to operation with a specific kind of ambient power.
- Optimized for the power consumption and sustainability to adapt to ambient power usage and achieve **maintenance-free**

Summary(5) :Candidate Techniques

□ Candidate Techniques

- **Narrow bandwidth operation**
- **Simpler waveform/modulation/coding scheme:** OOK/FSK, Manchester coding, etc.
- **Backscattering**
- **Light-weight MAC protocol design and enhanced power saving/management:**
- **Coexistence schemes with legacy devices**

□ Potential Techniques combinations:

- **AMP-only WLAN devices:** Ultra-low power receiver + Backscattering/Ultra-low power active transmitter + Simplified MAC+ Enhance power saving
- **AMP-assisted WLAN devices:** Legacy PHY design with MAC enhancement

Summary(6): Ambient Power and Energy Storage

☐ Ambient power

- RF
- Solar
- Thermal
- Vibration

| Energy Source | Method | Power Density | Application Environment | Energy Conversion Factors | Feature | Advantages | Disadvantages |
|----------------------|-----------------|---|--|---|---|--|---|
| Radio Frequency | Antenna | 0.1–10 $\mu\text{W}/\text{cm}^2$ (Artificial) | (Semi-)urban environments; Dedicated transmitter setup; | Source transmission power; Distance from source; Antenna gain; Antenna design; | Partly controllable Partly predictable | Ambient or dedicated techniques; High conversion efficiency; Available anywhere; | Requires tuning to frequency bands; Energy availability limited by safety; Distance dependent; Low-power density |
| | | 0.001(WiFi)–0.1(GSM) $\mu\text{W}/\text{cm}^2$ | | | | | |
| Solar | Photovoltaic | 10–100 mW/cm^2 (Outdoor Sun Light) | Natural light; Brightly lit indoor spaces; | Light intensity; Temperature gradient; Material properties; | Uncontrollable Predictable | High voltage output; Predictable; Low fabrication costs | Long periods of natural absence; Natural prediction limited; Unavailable at night and non-controllable; |
| | | 10–100 $\mu\text{W}/\text{cm}^2$ (Indoor Art. Light) | | | | | |
| Thermal | Thermoelectric | 20–60 $\mu\text{W}/\text{cm}^2$ | Industrial waste heat; Household water; Domestic heaters; Body heat; | Spatial temperature gradient; Temporal temperature gradient; Cycle frequency; | Uncontrollable Predictable | Long life due to stationary parts; High reliability; | Requires constant thermal gradient; Low conversion efficiency; Performs poorly on small gradients; |
| Mechanical Vibration | Electromagnetic | 300-800 $\mu\text{W}/\text{cm}^3$ | Industrial machinery; transportation; Human activity; Roads and infrastructure; | Vibration frequency; Vibration acceleration; | Partly controllable | High-output currents; Robustness; Low-cost design; Controllable | Relatively large size; Unpredictable; |
| | Electrostatic | 50-100 $\mu\text{W}/\text{cm}^3$ | | | | High-output voltage; Possibility to build low-cost devices | Requires bias voltage; Unpredictable |
| | Piezoelectric | 4-250 $\mu\text{W}/\text{cm}^3$ | | | | High voltage output; High power density; Simplicity design and fabrication | Highly variable output; Unpredictable; |

☐ The ambient power lacks of stability and the power density is limited.

- Energy storage element is needed for some AMP IoT devices.

☐ Capacitor and solid-state battery can be considered as the possible energy storage elements.

Summary(7): Feasibility of support AMP WLAN devices

❑ Link budget for different AMP WLAN device types

- Communication distance of up to 180 meters can be achieved in Sub-1 GHz and up to 50 meters for 2.4GHz

❑ Co-existence with legacy 802.11 systems

- AMP device can well coexist with legacy devices in both Sub-1 GHz and 2.4Ghz

❑ Carrier generation for backscattering

- Wideband carrier signal spanning the whole channel bandwidth, e.g., the signal spanning across the 20MHz channel bandwidth at 2.4GHz

Summary(8): Prototype Presentation(1)

- ❑ Several prototypes are collected to show the potential communication techniques, the applicable ambient powers and the achieved performance.
 - Prototype using RF power and backscattering (Figure 2/3) [11]
 - Prototype using thermal energy (Figure 4) [11]
 - Prototype using induced current (Figure 5) [11]


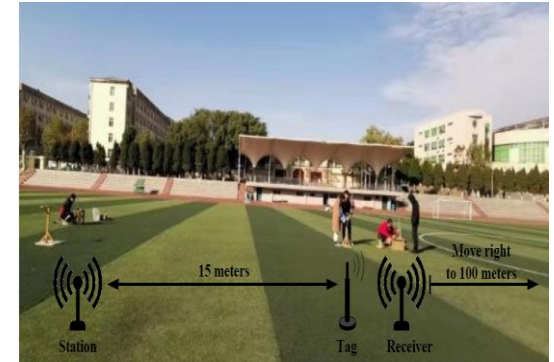


Figure 2




Figure 4




Figure 5




Figure 3

Summary(8): Prototype Presentation(2)

- 802.11 compatible backscatter prototype(Figure 6) [15]
- RF energized ultra-low power ambient device

Demo (Figure 7) [14]

- Ultra-low power transmitter and high sensitivity RF energy harvester




Figure 6

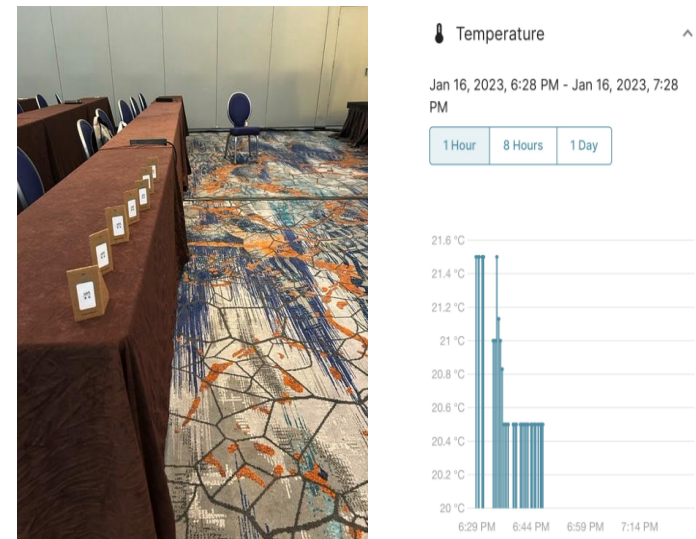

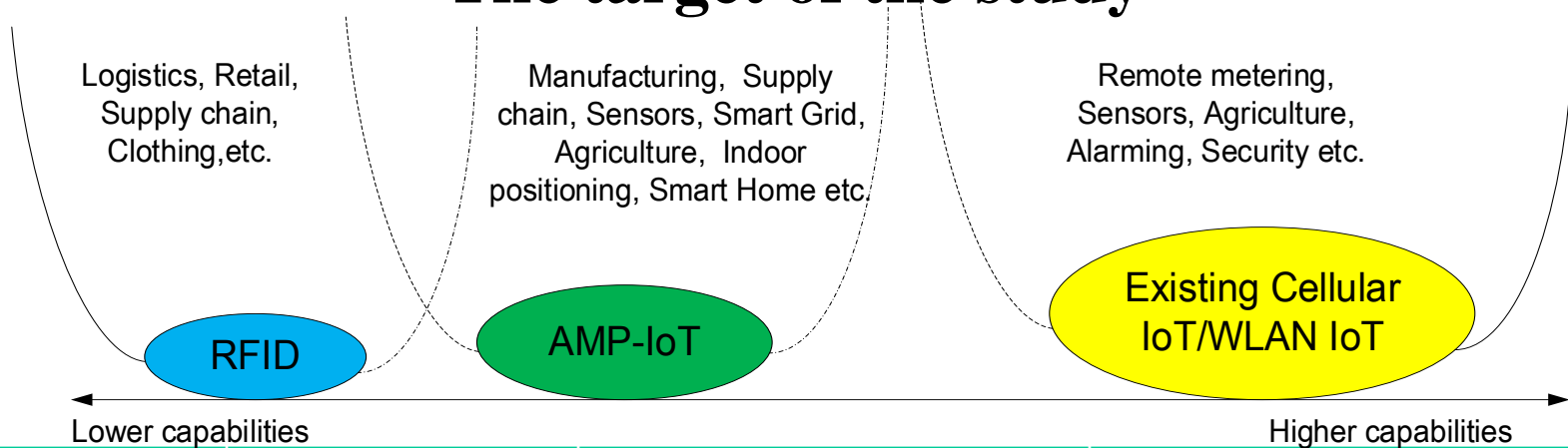


Figure 7

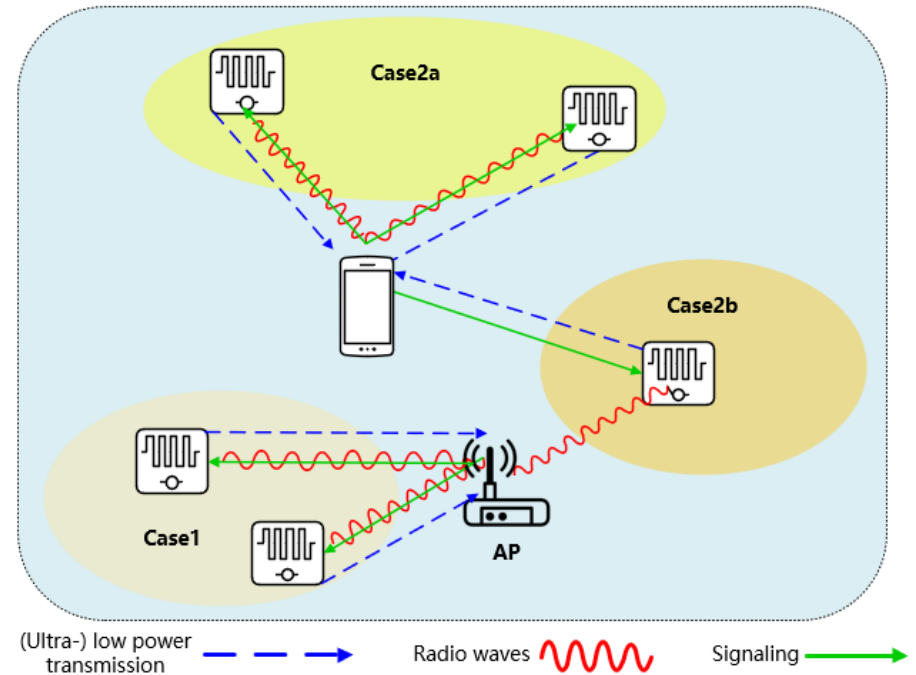
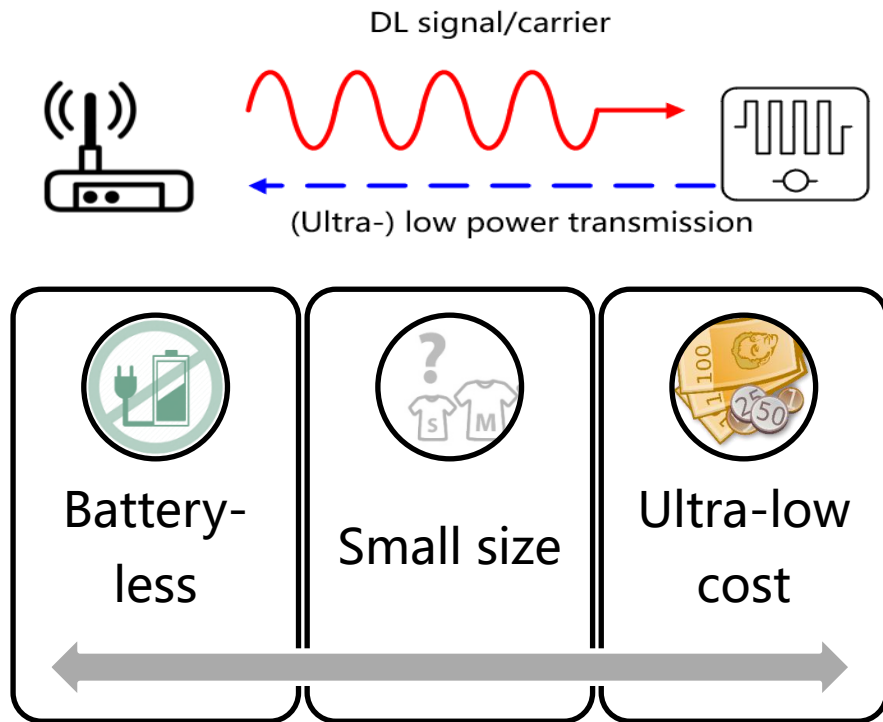
The target of the study



| | RFID | AMP WLAN device | Existing WLAN IoT(e.g. 802.11 ah) |
|----------------------------|---------------------------------------|--|--|
| Coverage | <10 m | 10m~30m (RF power); Up to 200m(other ambient power) | >=1000m |
| Power Source | RF power only | Various ambient power | Battery |
| Techniques | RF power harvesting Backscattering | Backscattering/Active transmitter WUR receiver Enhanced power saving Power management | OFDM Narrow bandwidth Relaxed processing eDRX(TWT) PS-Poll Energy limited operation |
| Power Consumption | 1uw~10uw | <1mw | 100x mw |
| Device Cost (Relatively) | Low | Medium | High |
| Maintenance/operation cost | Labor cost for operation | Maintenance-free Automated operation | Replace/Recharge the battery/Automated operation |

Overview of Ambient Power Enabled IoT for WLAN

Design targets: support both the communication between AP and the AMP devices and the communication between mobile AP and the AMP devices



Study scope for AMP IoT SG(1)

- To support an ultra-low-power-consumption AMP device in WLAN, e.g. peak power consumption for transmission and reception is lower than 1mw.
 - ◆ PHY: **WUR**(100x uW) + **Simplified UL PHY** (10x uW~100x uW)
 - In the DL, WUR(802.11ba) like design as the starting point.
 - Reuse legacy design as much as possible, such as OOK, channel structure, waveform, PPDU formats, etc.
 - Additional signaling in WUR to transmit additional signaling or payload data.
 - Some re-design may be necessary if AMP in WLAN is implemented in frequency band other than 2.4GHz, e.g., Sub-1 GHz.
 - Note: Other schemes than 802.11ba are not precluded if useful.
 - In the UL, legacy design as a starting point for the UL PHY, e.g., 802.11ba OOK, 802.11b DSSS modulation, etc.
 - Both **active transmitter and backscatter transmitter** can be supported.
 - The carrier for backscattering shall be specified considering the regulation requirement
 - Optimizations for full-duplex operation in case of backscatter modulation can be considered
 - Note: other schemes, e.g., FSK/PSK are not precluded if useful.
 - The carrier and bandwidth of backscattering signal should be specified including signal of narrow bandwidth or wide bandwidth and carrier signal using the existing signal can also be considered.

Study scope for AMP IoT SG(2)

◆ MAC: Simplified MAC + Enhanced power saving/ power management

(Note 2, Note 3)

- Efficient PLCP and MAC for limited payload message sizes, e.g., 100bits.
- Coordination of AMP device channel access (e.g., may not be able to use conventional CSMA-like approaches since backscattering devices potentially undetectable by other devices)

Note 1: Energy harvesting (except RF power) is based on implementation and can be transparent to specification. For RF power, TBD.

Note 2: Use of existing 802.11 MAC wherever possible with necessary modifications and extensions to support AMP specific requirements.

Note 3: Enhanced power saving/ power management mechanism can be extended to existing Wi-Fi devices.

Note 4: Support Sub 1 GHz, and 2.4GHz/5GHz frequency band can be considered. The existing frequency regulations need to be complied with.

Note 5: Other issues such as additions to the security measures to enable battery free operation will also be considered if time and resources allow.

Summary

- ❑ **This submission summarize the work of AMP IoT, including:**
 - Use cases and the requirements
 - Gap analysis of the use cases and benefits from AMP IoT
 - Device types
 - Candidate techniques and the feasibilities
 - Prototype presentations

- ❑ **Based on the above work, it is recommended to form a study group (SG) to further study AMP IoT and develop the PAR and CSD documents**

Reference

1. IEEE 802.1122/1339r0, Use Cases of smart manufacturing
2. IEEE 802.1122/1341r1, Use Cases of Data Center Infrastructure Management.
3. IEEE 802.11-22/0963r0, Use Cases for AMP IoT Devices.
4. IEEE 802.11-22/1559, Updated Use Cases for AMP IoT Devices.
5. IEEE 802.11-22/0962r0, Potential Techniques to Support AMP IoT Devices in WLAN
6. IEEE 802.11-22/970r0, Feasibility of supporting AMP IoT devices in WLAN
7. IEEE 802.11-22/1560r0, Ambient powers and energy storage
8. IEEE 802.11-22/1561r0, Further discussion on feasibility of supporting AMP IoT devices in WLAN
9. IEEE 802.11-22/1799r0, On energy harvesting and the differentiation with RFID
10. IEEE 802.11-22/1800r0, New Use Case for AMP IoT Devices: Smart Grid
11. IEEE 802.11-22/1961r0, Prototype presentations for AMP IoT
12. IEEE 802.11-22/1562r3, Draft Technical Report on support of AMP IoT devices in WLAN
13. IEEE 802.11-23/0173r0, Discussion on exemplary AMP use scenarios
14. IEEE 802.11-23/0112r0, Ambient IoT Device Demo
15. IEEE 802.11-23/0056r0, 802.11 compatible backscatter prototype