

The challenges of per-packet Load Balancing in AICN

Jieyu Li (China Mobile)

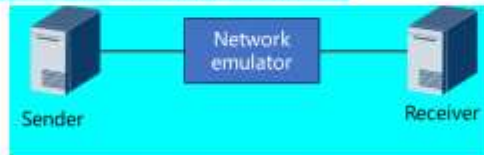
2024.09

Purpose

- About the part of load balancing challenges in AICN study item draft report^[1], one major comment is that it's inappropriate to put a unpublished experiment data into the report.

There is an experiment to evaluate the effect of packet loss toward in-order delivery and out-of-order delivery.

- **Experiment Settings:** Two servers equipped with Nvidia DPUs (BlueField3) are connected by a network emulator (BW=100Gbps). Set the emulator a packet loss rate, and test flow completion time (FCT) under two kind of scenarios, AR (adaptive routing) and non-AR. The non-AR scenario include two different protocols of Go-back-N(GBN) and selective repeat (SR) protocol.



- **Analysis:** The figure below shows the cumulative probability distribution of FCT

16

- This contribution intent to give a discussion about the related problem and experiment.

[1] <https://mentor.ieee.org/802.1/dcn/24/1-24-0028-04-ICne-aicn-report-draft.pdf>

Background

- **Traditional ECMP-based per-flow load balancing solutions perform poorly in AICN**
 - Severe hash collision due to the low entropy and high bandwidth AI traffic.
- **Per-packet LB solution is widely considered as the technology trend to avoid per-flow LB's drawbacks for AI network**
- **Take further insights on the challenges of per-packet LB**
 - The main side-effect of per-packet LB is causing packets of a flow arriving at receiver **out of order**, and the change from network in-order to out-of-order delivery makes some troubles:
 - Re-ordering
 - **Reliability problem: loss packet recovery**
 -
- **This contribution mainly discuss the loss packet recovery problem under network out-of-order delivery.**

Packet Loss Recovery

- **Packet loss is inevitable, even in lossless RDMA network:**
 - *Queue overflow, caused by congestion.*
 - Packet corruption, caused by bits error.
 - Silent packet loss, caused by some silent faults in switch/router.
- **How to recover loss packet?**
 - Link-level retransmission, not supported in DC ethernet yet.
 - End-to-end level retransmission, implemented in RDMA NIC.
- **In commodity RDMA NIC, there are two general methods to trigger packet retransmission^[1]:**
 - a) Receive out-of-order packets at the receiver.
 - Network provide in-order delivery.
 - Go-back-N, and Selective Retransmission(SR) protocol.
 - b) Wait for a timeout to expire at the sender^[2].
 - Network don't need provide in-order delivery.
 - Per-packet adaptive routing.
- **In per-packet Load balancing (e.g., AR), if network no longer provide in-order delivery, RNIC can only rely on timeout mechanism to recover loss packet^[2].**




[1] Gao Y X, Tian C, Chen W, et al. Analyzing and Optimizing Packet Corruption in RDMA Network[J]. Journal of Computer Science and Technology, 2022, 37(4): 743-762.

[2] Hoefler T, Roweth D, Underwood K, et al. Datacenter ethernet and rdma: Issues at hyperscale[J]. arXiv preprint arXiv:2302.03337, 2023.

Experiment settings

- To verify whether the recovery time for loss packets is higher when RNIC enable adaptive routing, compared with GBN and SR protocol.



Topology

- There are two servers connected by an network impairment emulator, and each server is equipped with a Nvidia DPU (BlueField3).
- The network impairment emulator (BW=100Gbps) is used to cause packet loss in here.

Test case

- Generate RDMA flow in server A, set packet loss rate in network emulator, and record the flow completion time(FCT) under three condition:
 1. Enable RNIC Go-back-N protocol;
 2. Enable RNIC selective retransmission(SR) protocol;
 3. Enable RNIC adaptive routing(AR);

Retransmission is triggered by out-of-order packets

Retransmission is triggered by timeout.

Results

- Flow size=32MB, bandwidth=100Gbps
- Set packet loss rate=0.1%, the right figure show the cumulative probability distribution of FCT under four conditions.
 - Blue line: the reference with no packet loss, P99-FCT=3.6ms.
 - Orange line: enable Go-back-N, P99-FCT=5.8ms.
 - Red line: enable SR, P99-FCT=5.05ms.
 - Green line: enable AR, P99-FCT=7.8ms.
- The P99-FCT of AR is 34% higher than GBN, and 54% higher than SR.
- Change packet loss rate into 0.05% and 0.02%, as show in the right table, the P99-FCT of AR still obviously higher than non-AR conditions(GBN and SR).

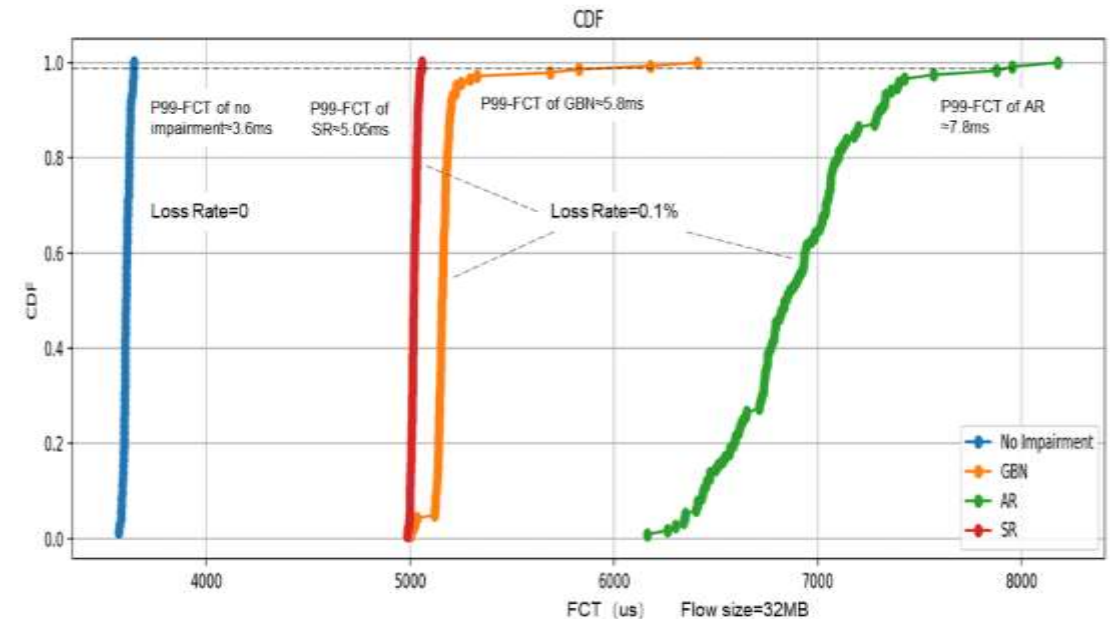


Figure. The CDF of FCT under different protocols

Packet loss rate	Go-Back-N	SR	AR
0.02%	4.88ms	4.86ms	5.44ms (+11.4%, +11.9%) higher than GBN, higher than SR
0.05%	5.09ms	4.98ms	6.65ms (+30.6%, +33.5%)
0.1%	5.8ms	5.05ms	7.8ms (34.5%, +54.5%)

Table. The P99-FCT of different protocol under different loss rate

>>The performance penalty of packet loss in per-packet LB network may be more than per-flow LB network.

Thank You !