

Using IEEE PDF eXpress®

Process Overview

Go to PDFeXpress® website (<https://ieeepdf-express.org>), and:

STEP3:IEEE Xplore-compliant Paper Approval

This document presents a guideline to accomplish the Step 3 in [https://attend.ieee.org/aset/camera-ready/andthentopreparethe\"Camera-Ready\"paper](https://attend.ieee.org/aset/camera-ready/andthentopreparethe\) to IC_ASET'2024.

Final accepted papers for IC_ASET'2024 must be **IEEE Xplore-compliant**. For this aim, we have set up a **PDF eXpress page** (<https://ieeepdf-express.org/>) for you to upload your paper for approval. To do so, please respect the following detailed procedure.

PLEASE RESPECT THE FOLLOWING DETAILS PROCEDURE

Note: Please, in the following images, just replace the Conference ID by “**61847X**”

Item1): Go to the website: <https://ieeepdf-express.org/>

If you have not used “**PDFeXpress**” before, you will need to create an account first.

IEEE PDF eXpress® Login

Conference ID* **61847X**

53395X

Email Address*

nadiafezai@yahoo.fr

Password*

.....

Forgot your password?

LOGIN RESET

Don't have an account? [Create account](#)

You will also need the IC_ASET'2024 conference ID “**61847X**” for IEEE PDFeXpress.


Item2):After validation of account, an email of confirmation will be received.

Email Address Verified

Your email address has been successfully verified. Now you can log in to the portal.

LOGIN

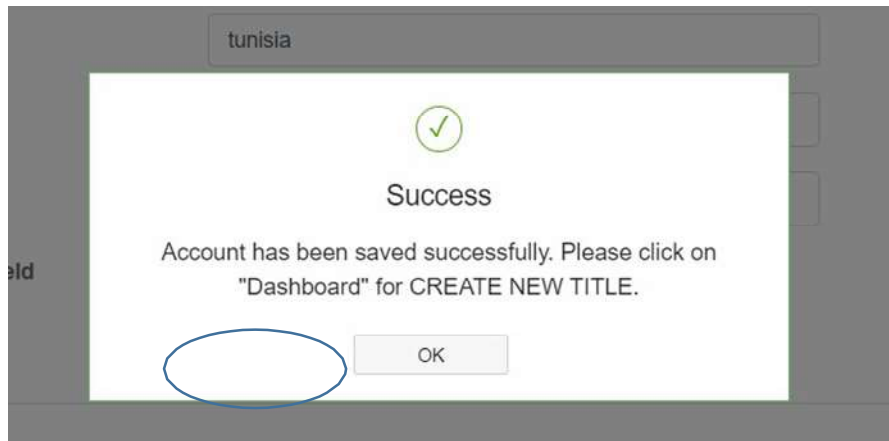
IEEE PDF eXpress® Login

Conference ID*	<input type="text" value="61847X"/>
Email Address*	<input type="text" value="nadiafezal@yahoo.fr"/>
Password*	<input type="password" value="....."/> 
Forgot your password?	
<input type="button" value="LOGIN"/>	<input type="button" value="RESET"/>

Item3):After that you are requested to complete your profile

IEEE PDF eXpress® User profile

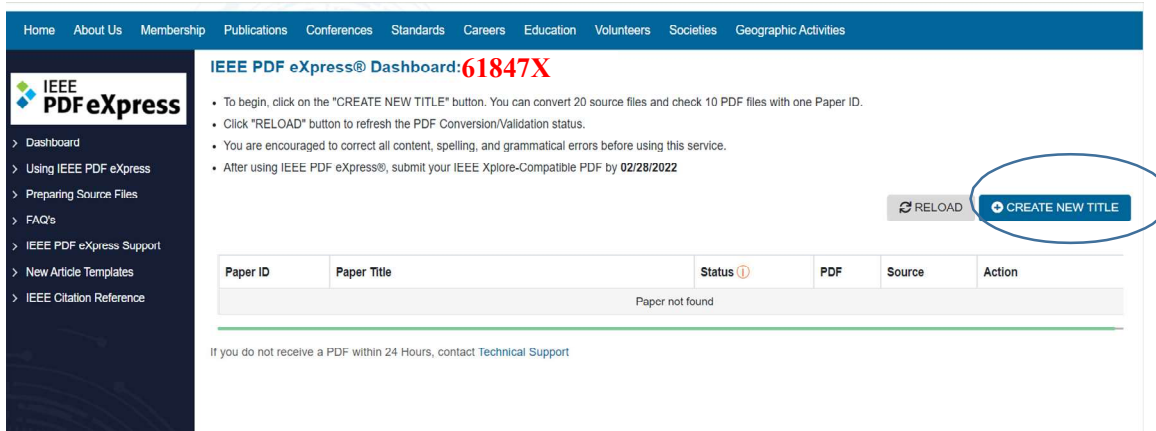
Personal Information	
Conference ID	61847X
Email Address	nadiafezal@yahoo.fr
First Name*	<input type="text" value="Enter first name"/>
Middle Name	<input type="text" value="Enter middle name"/>
Last Name*	<input type="text" value="Enter last name"/>
Suffix (Jr/Sr/III)	<input type="text" value=""/>
Salutation (Informal name)	<input type="text" value=""/>
Telephone Number	<input type="text" value="Enter telephone number"/>



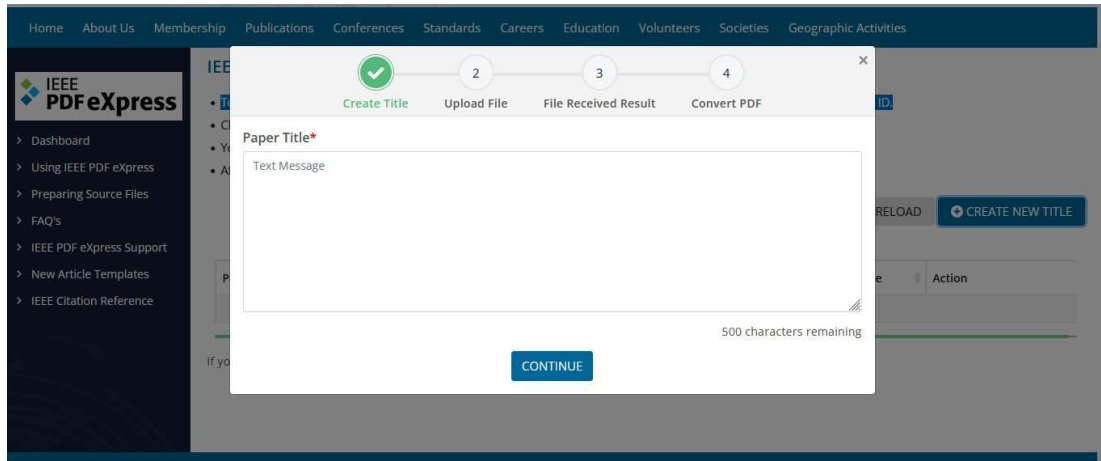
Item4): You enter in the Dash board by clicking on “Dashboard” button at the left side (circled word)



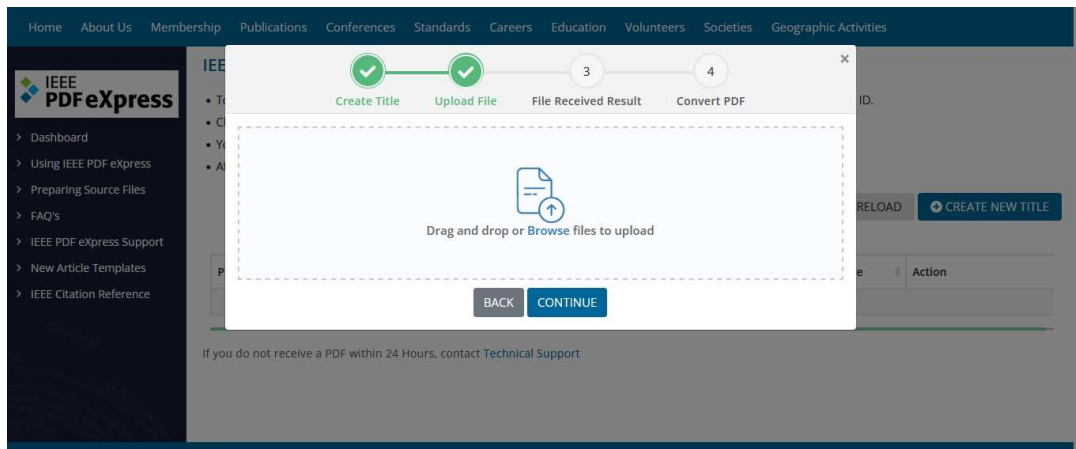
Item 5) : To begin, click on the "CREATE NEW TITLE" button. You can convert 20 source files and check 10 PDF files with one Paper ID.



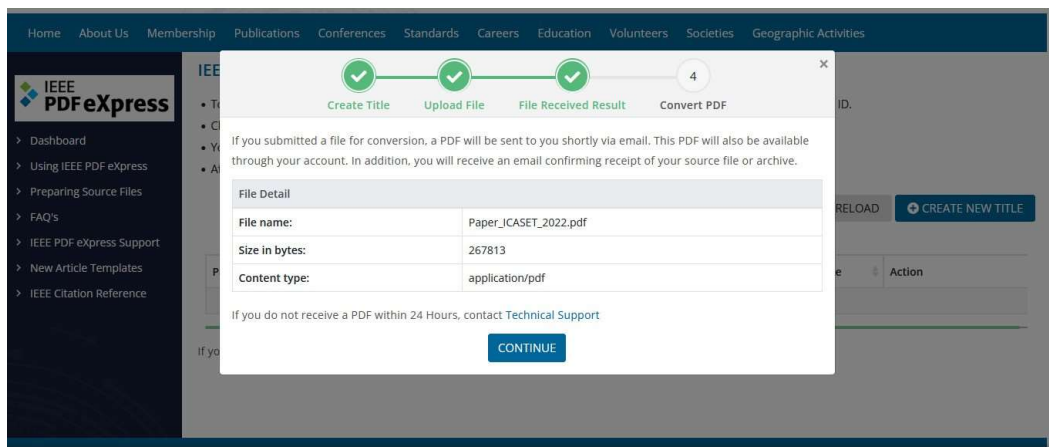
In the new window, and in zone “Paper Title”, provide the title of your paper, and click on “CONTINUE”

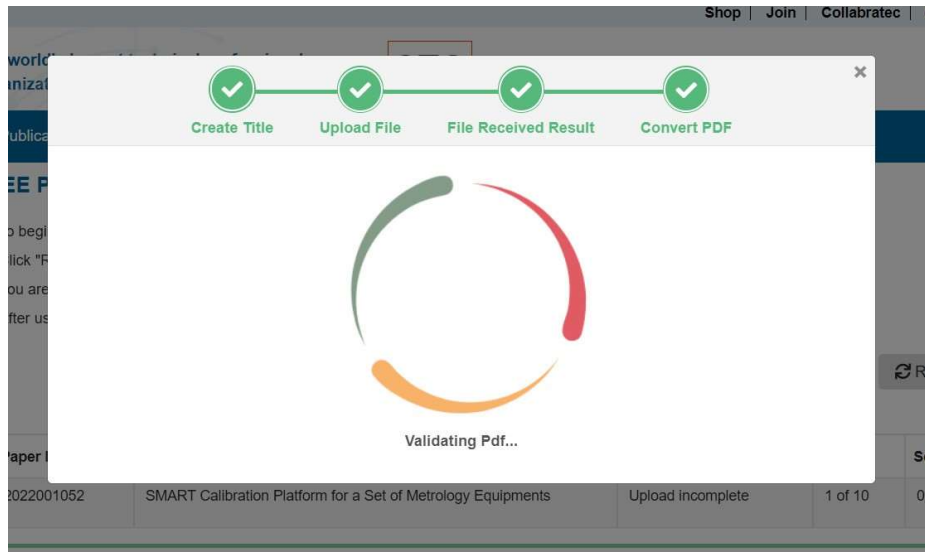


Item 6) : Drag and drop your paper via PDF-Express (doc-file if you use word) or (ps-file if you use Latex), (pdf-files are also accepted), and click on “CONTINUE”.



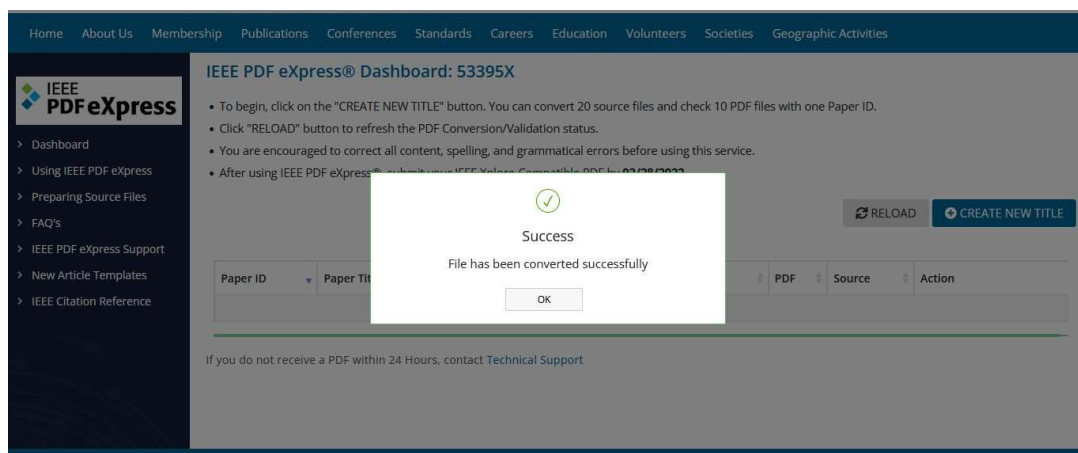
Item 7) : You will obtain this window informing that your file has been submitted for conversion, and an email will be sent to you to inform you the reception of your file. Click on “CONTINUE”



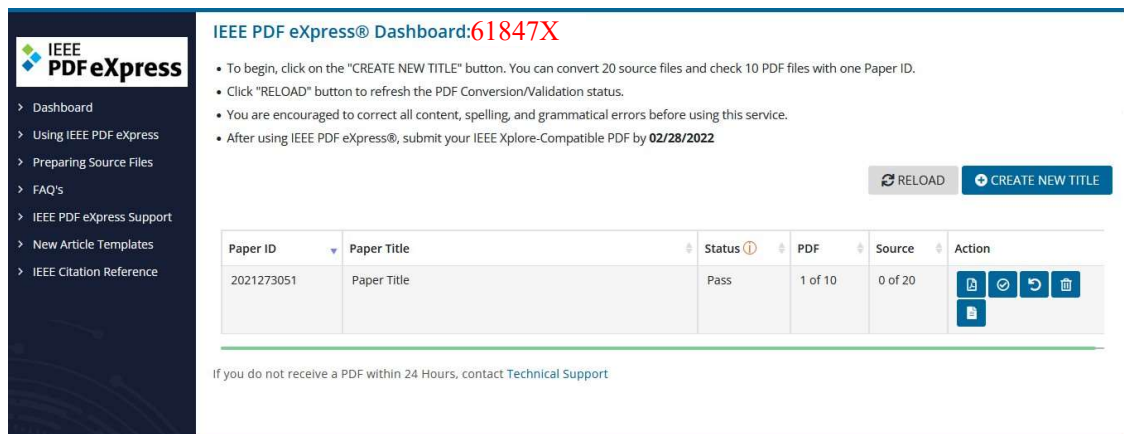


Item 8) : In fact, a PDF will be sent to you shortly via email. This PDF will also be available through your account. In addition, you will receive an email confirming receipt of your source file or archive.

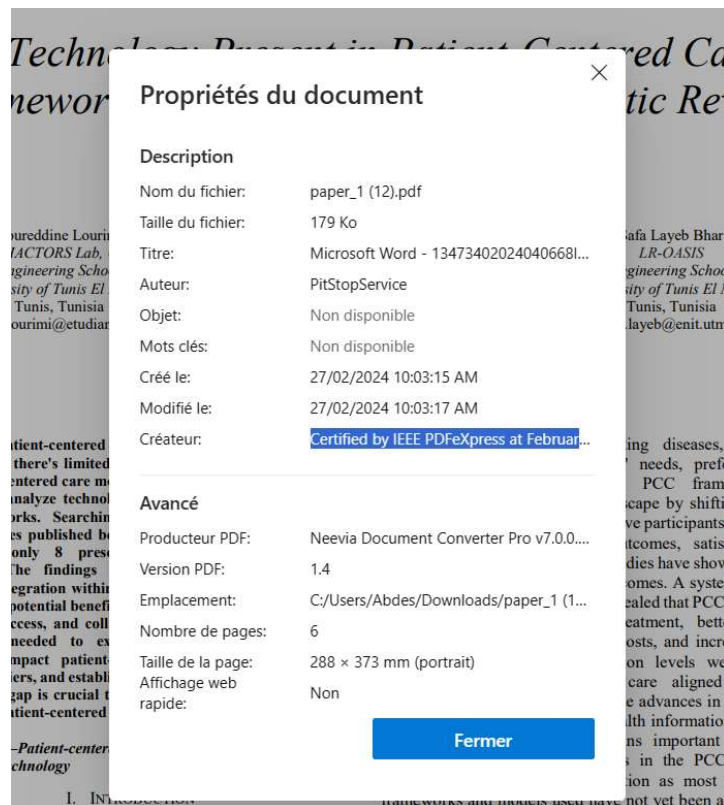
If the conversion was done successfully, then we will obtain the following window.



Item 9) : By clicking on “OK”, you will return to your dashboard showing your paper with necessary details. Here you can also download your compliant PDF file



Item 10) : You can **check that your PDF file** is well converted with IEEE PDF eXpress, by **opening the Propriety window of the PDF file.**



Item 11): If you receive from the PDF express the information that there is an error (the PDF Conversion fails), you should follow this information to improve your paper, and resubmit it to

PDF Express by clicking on the button “Try Again” . Repeat this item until you will receive a good pdf file.

Item12): After completion of the above steps, you will receive the **well version of your paper** (as noted in Item 10) **that you should submit it via EasyChair portal, (See Step 4: Paper upload)**

When you have an acceptable IEEE Xplore-compatible PDF, submit this final PDF to the conference by clicking Approve button. Before that, submit the electronic copyright form by clicking Copyright link.