



MD Monthly—AUGUST 2020

Membership Development Report

This report is issued monthly on behalf of the IEEE Member & Geographic Activities Board. Source data is IEEE membership statistics. All information contained in this report is proprietary and confidential, reserved for IEEE staff and volunteer use only.

Contact: Elyn Perez, elyn.perez@ieee.org

MD Summary	Pages 1-2	Current Month Charts by Channel	Page 9
Technical Activities Spotlight	Page 3	Society & Special Interest Memberships	Pages 10-11
Membership Year Goals & Progress	Page 4-8		

Monthly Snapshot	YoY Change		Aug '20	Aug '19	Jul '20	Aug '20 vs. Jul '20	
IEEE Membership	-	-21,763	-5.7%	358,004	379,767	350,526	+2.1%
Honorary	^	2	+5.4%	37	35	37	0.0%
Fellow	^	54	+0.7%	7,672	7,618	7,665	+0.1%
Senior Member	^	1,834	+3.9%	46,972	45,138	46,258	+1.5%
Member	v	-8,381	-3.8%	219,145	227,526	205,213	+6.8%
Associate Member	v	-866	-15.2%	5,708	6,574	4,914	+16.2%
Graduate Student	v	-2,980	-8.8%	33,726	36,706	39,645	-14.9%
Undergraduate Student	v	-11,426	-25.5%	44,744	56,170	46,794	-4.4%
Society Membership	-	-3,659	-1.2%	297,819	301,478	292,979	+1.7%
7 Societies up > 1%	^	6,210	Societies Note: Sum of respective gains and losses, with all counts excluding Affiliates. Including Affiliates, total Society memberships are down year-over-year by -4,909 or -1.6%.				
6 Societies +/- 1%	^	171					
26 Societies down > 1%	v	-10,040					

MD Channel	2020 Membership Year Final								
	'20	'19	'18	'17		'20	'19	'18	'17
Retention (Rate and Count)	66.5% 251,603	68.7% 261,958	69.8% 263,156	68.7% 264,752	Recruitment	86,534	97,079	97,713	93,962
Higher-Grade	77.7% 220,071	78.8% 225,846	80.4% 228,575	78.3% 230,530	Reinstatement	18,656	18,908	20,095	18,998
STU/GSM	33.2% 31,532	38.0% 36,112	37.4% 34,581	37.7% 34,222	Recovery (subset of retention)	18,768	27,747	25,815	26,741

MD Calendar	Recruitment Activities	Retention Activities
September	New Membership Year Begins – New members joining in September get 16 months for the price of 12.	2021 Renewal Begins – Members can renew online beginning 8 September. E-mail outreaches commence the last week in September, including distribution of Member-Get-a-Member awards.
October	2021 Membership Year – New members joining in October get 15 months for the price of 12. IEEE Day —During IEEE Day week, new HG members can get a \$30 discount. www.ieeeday.org	Renewal outreaches continue – Early renewal drawing deadline is 1 November , for a chance to win one of 10 Amazon gift cards. Automatic Renewal takes place third week in October.



August MD Highlights

The 2020 membership year ended this month and during what was an unprecedented time in our history, IEEE membership suffered deep losses across many categories. There are 21,763 fewer IEEE members than at this same time last year. While the majority of these losses are a direct result of the pandemic and the effects on higher education impacting student members, IEEE lost a significant number of higher grade members as well.

We saw the overall membership decline improve in June and July, thinking perhaps May was the peak, but that is no longer the case. In August we saw the decline worsen from -5.5% to -5.7% . The two largest segments that affected this change in membership are higher grade renewal activity and student recruitment activity. Both of these segments softened in August. Higher grade renewal activity slowed, and student recruitment activity was well below average for August.

Starting now, there needs to be a concerted effort at the Section level to outreach to students and bridge the gap between the Section and Student Branch, many of which are now virtual or not functioning in the same way. Movement to virtual events will be critical to maintaining engagement with your members, especially for students. It also represents an opportunity to engage members who otherwise would not be able to or want to attend in-person events even under normal conditions.

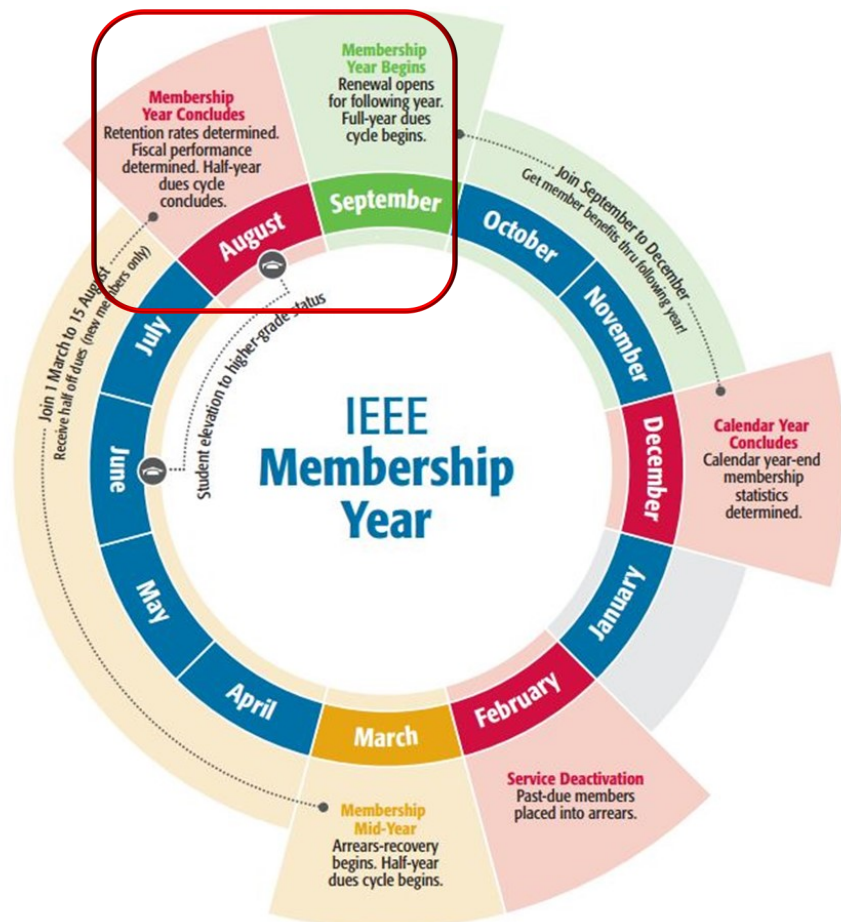
Stay tuned for more information about virtual training sessions related to membership development. We will be hosting various sessions in October to learn how to use the tools IEEE offers volunteers for data (OU Analytics, vTools, Collabratec) along with orientations on all of the programs IEEE offers its members to build engagement. There will then be Region-level sessions for Sections to learn how build a marketing plan for the year based on data and best practices. Until then, start thinking about and documenting what your members need and value right now in the current climate. This will be a big part of developing your plan.

Here are some key points to note as we enter the new membership year:

- Section-level goals for recruitment and retention will be released very soon and your Region MD Chair will be communicating those to you. In addition, they will be loaded in OU Analytics in the Memberships and Subscriptions Monthly Statistics workbook (see page 7).
- Student members with a graduation date in 2021 have been elevated to higher grade member status. As a Recent Graduate they will receive an automatic 50% discount on their first year of higher grade membership when they renew.
- On 1 October, we will begin mailing the first renewal notices to members and Society Affiliates. A series of email communications will follow from October 2020 through February 2021.

⇒ Charts on overall membership, recruitment and retention are on [page 8](#).

⇒ Society membership details are on [page 9](#).

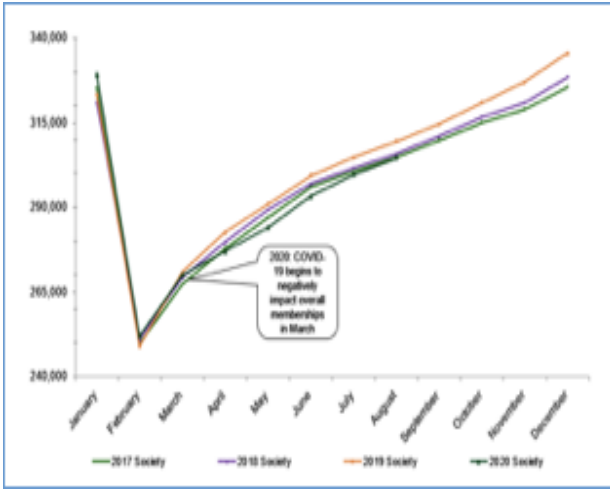




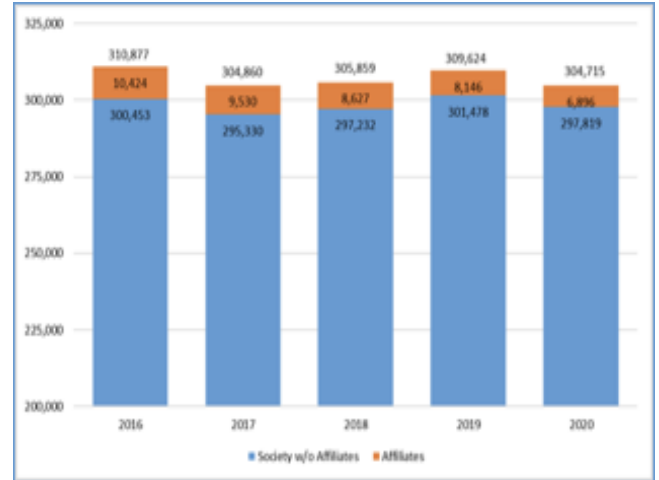
Technical Activities Society Spotlight

Every month the Membership Development Report highlights a few best practices, accomplishments, and lessons learned in IEEE Technical Activities (TA). View the report at <https://ta.ieee.org/mdreports>.

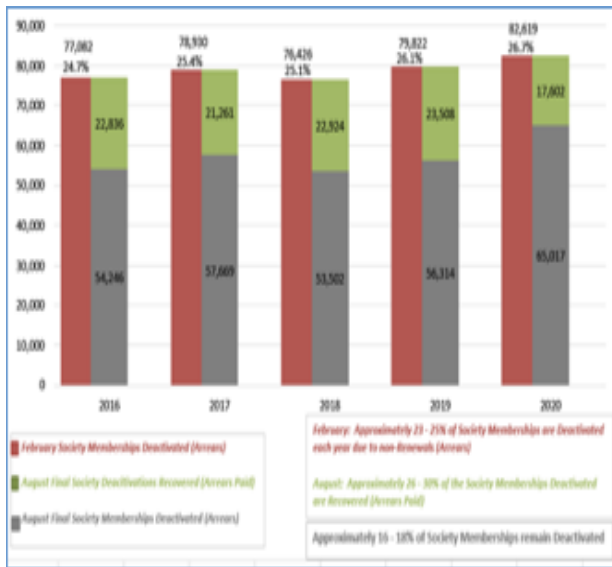
Year-Over-Year Comparison: 2016-2019



With 304,715 memberships in 2020 as of August month-end, Society memberships (including affiliates) are down 1.6% compared to 2019, while IEEE saw a more significant decline of 5.7% compared to last year. Society memberships excluding Affiliates are down 1.2% for this same time period.



August month-end Society memberships, including Affiliates, are less than 1% shy of 2017 and 2018 levels. Society memberships excluding Affiliates are approaching 1% over 2017 and 2018.

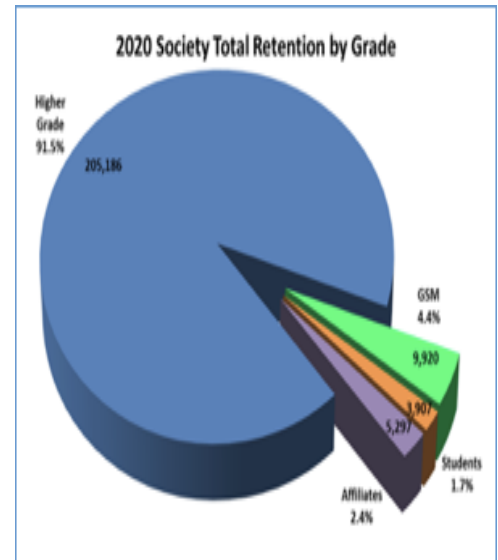


2020 Renewal Year Closed

As the 2020 membership renewal year closed in August, Societies witnessed an overall 21.3% recovery of deactivated memberships. This represents a decline of 8.2% compared to last year. The decline in recovery of deactivated memberships is partly due to the suspension of campaigns, in response to the COVID-19 pandemic during the initial outbreak. Campaigns and recovery efforts resumed in June.

Society Higher-Grade Retention Remains Steady

Over the last four years, Society Higher Grade retention rates have increased from 86.8% in 2017 to 91.5% in 2020, contributing to the overall Society retention of 224,310 as of August month-end.



2021 Renewal Year Begins

The start of the 2021 renewal year began with a decline of 1.6% in Society memberships compared to 2020. Although Higher Grade memberships began the 2021 renewal year down 0.3% when compared to 2020, this is an improvement of the 0.8% decline in 2020 compared to 2019. With universities closed due to COVID-19, GSMs and Students have seen a significant decline in memberships for the start of the 2021 renewal year.

However, Region 10 Higher Grade and Undergraduate Students both saw gains, which helped offset the overall loss in Society memberships as of August 2020 month-end.



Outstanding Section Membership
Recruitment and Retention Performance

2020 Membership Development Goals

Each Section has a unique goal based on different dynamics - whether the Section has had growth or decline, as well as the overall size and location of the Section. The Section-level goals roll up to the Region-level you see below.

This is a summary by Region showing the goal and progress to goal for the year. Section-level data and goals can be found in OU Analytics in the Memberships and Subscriptions Monthly Statistics workbook (see page 7).

Retention	2020 Oppty	2020 # Goal	2020 Goal	2020 % Growth	2020 YTD	% to Goal
R1	26,967	22,011	81.6%	1.6%	79.0%	96.8%
R2	23,011	19,124	83.1%	1.6%	80.9%	97.4%
R3	24,938	19,909	79.8%	2.4%	77.0%	96.5%
R4	17,954	14,300	79.6%	1.7%	76.6%	96.2%
R5	23,061	18,178	78.8%	1.2%	77.0%	97.7%
R6	46,290	36,886	79.7%	1.6%	77.8%	97.6%
R7	15,596	11,804	75.7%	2.3%	70.8%	93.6%
R8	68,458	47,090	68.8%	0.6%	67.1%	97.6%
R9	16,643	9,178	55.1%	2.2%	49.7%	90.2%
R10	116,849	67,063	57.4%	1.8%	51.8%	90.3%
Total	379,767	265,544	69.9%	1.2%	66.5%	95.1%

Renewal activity showed decline in all categories, but student retention had the biggest impact on the overall result this year. Although the target goal was not reached, 68 Sections worldwide still showed improved retention last year (see next page).

Recruitment	2020 Goal	2020 % Growth	2020 YTD	% to Goal
R1	3,641	3.2%	2,736	75.1%
R2	2,761	5.0%	2,376	86.1%
R3	3,965	4.4%	3,187	80.4%
R4	2,921	3.6%	2,390	81.8%
R5	3,544	4.0%	3,068	86.6%
R6	6,609	3.5%	5,153	78.0%
R7	3,425	4.0%	2,406	70.2%
R8	17,303	3.5%	14,336	82.9%
R9	7,241	4.0%	5,037	69.6%
R10	48,907	4.2%	45,845	93.7%
Total	100,318	2.7%	86,534	86.3%

The year ended with recruitment at -10.9% YoY, or about 10,500 fewer new members. Students make up the majority of the losses. Region 10 managed to get closest to the overall goal due to a higher grade recruiting anomaly in several Sections.

Despite the bad year, 64 Sections worldwide showed some level of recruitment growth.

Reinstatement	2020 Goal	2020 % Growth	2020 YTD	% to Goal
R1	1,070	5.0%	926	86.5%
R2	859	5.0%	875	101.9%
R3	1,014	5.0%	1,008	99.4%
R4	672	5.0%	685	101.9%
R5	1,106	5.0%	994	89.9%
R6	2,231	5.0%	2,207	98.9%
R7	792	5.0%	762	96.2%
R8	3,837	5.0%	3,592	93.6%
R9	1,188	5.0%	985	82.9%
R10	7,085	5.0%	6,622	93.5%
Total	19,853	5.0%	18,656	94.0%

Reinstatement activity was only slightly below last year, by 252 or -1.3%. This was the most fairly consistent category during this pandemic year since the majority of this activity occurred in the first four months of the membership year before the pandemic hit.

The annual goal for reinstatement activity is 5% growth, which is the average historical growth rate. Two Regions actually exceeded that this year!



2020 Membership Development Goal Achievement



Outstanding Section Membership Recruitment and Retention Performance

Congratulations to these 27 Sections that despite a very tough year met both their recruitment and retention goals and have earned the Gold recognition status! Section leaders will receive a certificate of recognition, an electronic banner for email and website use, and an IEEE-branded gift.

- R3** Central Savannah River Section
- R5** El Paso Section
Baton Rouge Section
- R6** Fort Huachuca Section
Central Washington Section
Las Vegas Section
Western Montana Section
Los Alamos/Northern New Mexico
Buenaventura Section
- R7** Newfoundland-Labrador Section
Mauritius Section
Belarus Section
Qatar Section
Russia Section
Iceland Section

- R8** Belarus Section
Mauritius Section
Kenya Section
Qatar Section
Russia Section
Iceland Section
- R9** Costa Rica Section
Rio De Janeiro Section
Guatemala Section
- R10** Hong Kong Section
Vietnam Section
Harbin Section



In total, 64 Sections met their recruitment goals and 68 Sections met their retention goals, worldwide. By comparison last year, 126 Sections met their recruitment goal, while 71 Sections met their retention goal.

Recruitment activity really took the biggest hit this year due to COVID-19; retention had been a on slow and steady decline for the last decade and the pandemic exacerbated that.

Retention Performance to Goal

Region	# of Sections Met Goal	% of Sections
1	3	13.6%
2	4	20.0%
3	12	29.3%
4	3	13.0%
5	4	15.4%
6	10	28.6%
7	4	19.0%
8	14	23.7%
9	6	17.1%
10	8	13.8%
Total	68	20.0%

Recruitment Performance to Goal

Region	# of Sections Met Goal	% of Sections
1	1	4.5%
2	3	15.0%
3	6	14.6%
4	3	13.0%
5	3	11.5%
6	9	25.7%
7	4	19.0%
8	13	22.0%
9	10	29.4%
10	12	20.7%
Total	64	18.9%



2020 Section Recognition for Recruitment and Retention



These Sections met either their recruitment or retention goal and earned a Silver award! Section leaders will receive a certificate of recognition, and an electronic banner for email and website use.



Congratulations to these Sections for achieving their 2020 recruitment goal!

Sections That Met 2020 Recruitment Goal					
R1	Maine Section	R6	Richland Section	R9	Uruguay Section
			Eastern Montana Section		Morelos Section
R2	Dayton Section		Central Montana Section		Trinidad And Tobago Section
	Northern Virginia Section				Guanajuato Section
	Delaware Bay Section	R7	North Saskatchewan Section		Chile Sur Section
			Winnipeg Section		Puerto Rico & Caribbean Section
R3	Jamaica Section		Canadian Atlantic Section		Guadalajara Section
	Winston-Salem Section				
	Louisville Section	R8	Lithuania Section	R10	Northern Australia Section
	Tallahassee Area Section		Russia (Siberia) Section		Shanghai Section
	Coastal South Carolina Section		Tunisia Section		Chengdu Section
			Croatia Section		Indonesia Section
R4	Cedar Rapids Section		Nigeria Section		Bangalore Section
	Central Illinois Section		Saudi Arabia Section		Victorian Section
	Iowa-Illinois Section		South Africa Section		Xian Section
					Nanjing Section
R5	South Plains Section				Tainan Section

Congratulations to these Sections for achieving their 2020 retention goal!

Sections That Met 2020 Retention Goal					
R1	Springfield Section	R4	Toledo Section	R8	Iran Section
	Mohawk Valley Section		Rock River Valley Section		Latvia Section
	Long Island Section		Southeastern Michigan Section		Morocco Section
					Egypt Section
R2	Youngstown Section	R5	Pikes Peak Section		Turkey Section
	Southern New Jersey Section		Beaumont Section		Russia (Northwest) Section
	Cleveland Section				Cyprus Section
	Johnstown Section	R6	Oregon Section		Israel Section
			Hawaii Section		
R3	Northwest Florida Section		Albuquerque Section	R9	Aguascalientes Section
	Lexington Section		Tucson Section		Chile Section
	Melbourne Section				Ecuador Section
	Richmond Section	R7	Victoria Section		
	Florida West Coast Section		Canadian Atlantic Section	R10	Karachi Section
	Virginia Mountain Section		Peterborough Section		Queensland Section
	Mississippi Section				Madras Section
	Palm Beach Section				Shikoku Section
	Atlanta Section				Singapore Section
	Orlando Section				
	Broward Section				



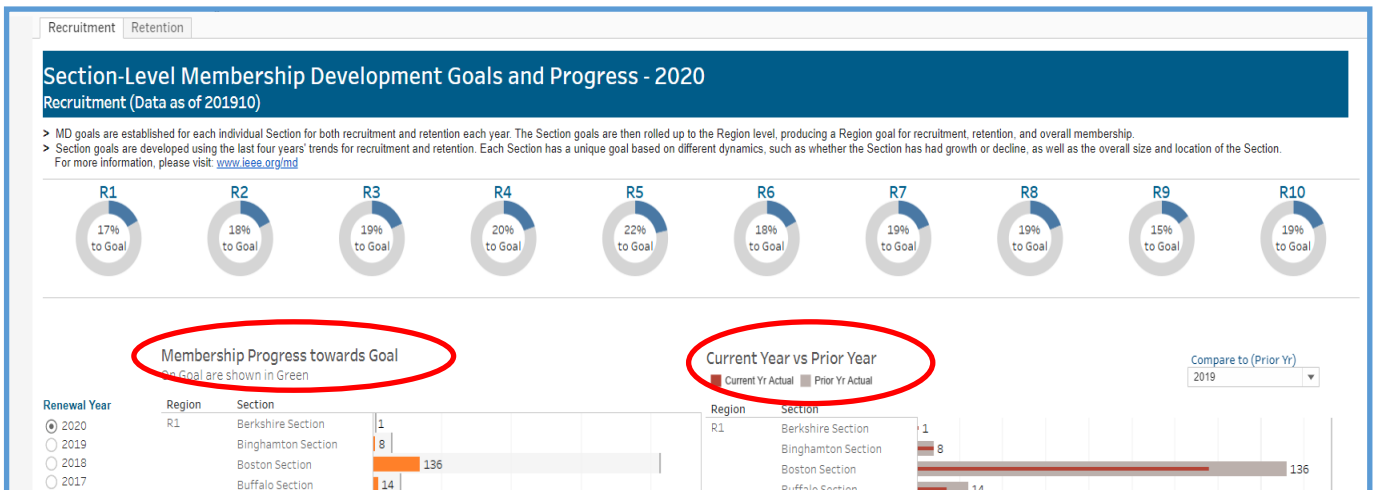
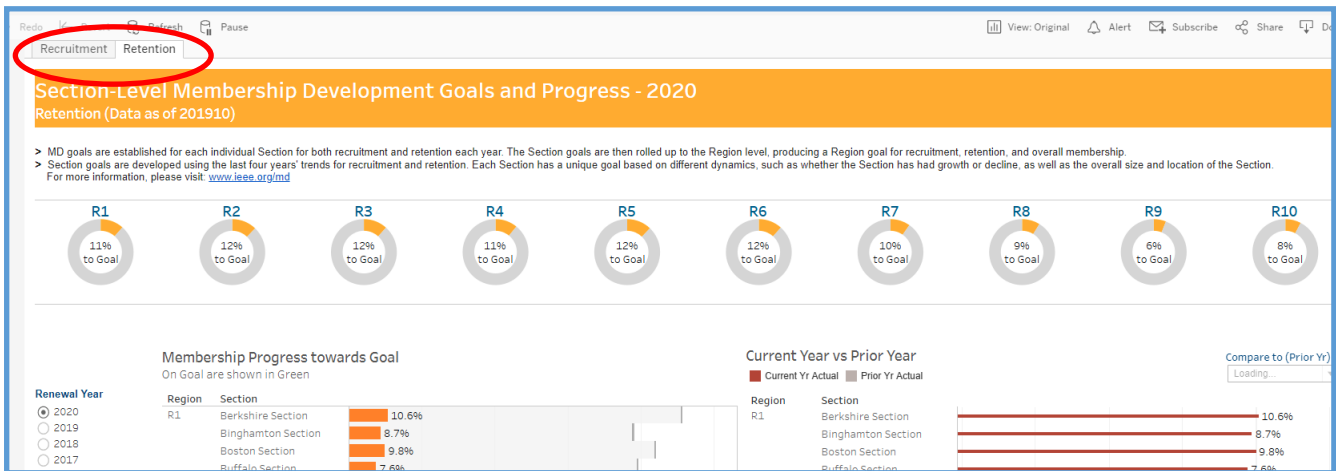

Outstanding Section Membership Recruitment and Retention Performance

2020 Membership Development Goals

2020 Goals and Progress Dashboard Are in OU Analytics

Go to the Memberships and Subscriptions Monthly Statistics workbook in OU Analytics to view Section-level goals and progress to goal live. This new dashboard also includes a prior year comparison feature, so you can compare progress to the past three years. Direct link: <https://tblanalytics.ieee.org/#/site/IEEE/views/MembershipDevelopmentGoalsandProgress/>

Each Section has a unique goal based on different dynamics - whether the Section has had growth or decline, as well as the overall size and location of the Section. See the data behind goal development: <https://mga.ieee.org/membership-development/membership-development-goals-and-recognition>





Current Month Charts

Green shading = year-over-year growth >1.0%; Yellow shading = +/- 0.99%; Red shading < (1.0%)

Geographic IEEE Membership Summary - August 2020

REGION	Higher-Grade w/o GSM				Graduate Students				Undergraduate Students				TOTAL MEMBERS					
	2020		2019		Change		2020		2019		Change		2020		2019		Change	
	#	%	#	%	#	%	#	%	#	%	#	%	#	%	#	%	#	%
1	22,540	24,153	(1,613)	-6.7%	1,286	1,416	(130)	-9.2%	982	1,398	(416)	-29.8%	24,808	26,967	(2,159)	-8.0%		
2	19,774	20,767	(993)	-4.8%	1,140	1,256	(116)	-9.2%	901	988	(87)	-8.8%	21,815	23,011	(1,196)	-5.2%		
3	20,639	21,409	(770)	-3.6%	1,611	1,833	(222)	-12.1%	1,286	1,696	(410)	-24.2%	23,536	24,938	(1,402)	-5.6%		
4	14,434	15,344	(910)	-5.9%	1,258	1,327	(69)	-5.2%	1,033	1,283	(250)	-19.5%	16,725	17,954	(1,229)	-6.8%		
5	19,342	20,276	(934)	-4.6%	1,212	1,329	(117)	-8.8%	1,291	1,456	(165)	-11.3%	21,845	23,061	(1,216)	-5.3%		
6	39,318	41,301	(1,983)	-4.8%	2,070	2,211	(141)	-6.4%	2,101	2,778	(677)	-24.4%	43,489	46,290	(2,801)	-6.1%		
R 1-6	136,047	143,250	(7,203)	-5.0%	8,577	9,372	(795)	-8.5%	7,594	9,599	(2,005)	-20.9%	152,218	162,221	(10,003)	-6.2%		
7	11,801	12,830	(1,029)	-8.0%	1,471	1,577	(106)	-6.7%	948	1,189	(241)	-20.3%	14,220	15,596	(1,376)	-8.8%		
8	49,511	51,555	(2,044)	-4.0%	7,626	8,702	(1,076)	-12.4%	6,688	8,201	(1,513)	-18.4%	63,825	68,458	(4,633)	-6.8%		
9	8,608	9,021	(413)	-4.6%	1,041	1,262	(221)	-17.5%	4,673	6,360	(1,687)	-26.5%	14,322	16,643	(2,321)	-13.9%		
10	73,567	70,235	3,332	4.7%	15,011	15,793	(782)	-5.0%	24,841	30,821	(5,980)	-19.4%	113,419	116,849	(3,430)	-2.9%		
R 7-10	143,487	143,641	(154)	-0.1%	25,149	27,334	(2,185)	-8.0%	37,150	46,571	(9,421)	-20.2%	205,786	217,546	(11,760)	-5.4%		
TOTAL	279,534	286,891	(7,357)	-2.6%	33,726	36,706	(2,980)	-8.1%	44,744	56,170	(11,426)	-20.3%	358,004	379,767	(21,763)	-5.7%		

Cumulative Recruitment - August 2020

REGION	HIGHER GRADE w/o GSMs				GRADUATE STUDENTS				UNDERGRADUATE STUDENTS				TOTAL MEMBERS					
	2020		2019		Change		2020		2019		Change		2020		2019		Change	
	#	%	#	%	#	%	#	%	#	%	#	%	#	%	#	%	#	%
1	881	1,070	(189)	-17.7%	739	835	(96)	-11.5%	1,116	1,622	(506)	-31.2%	2,736	3,527	(791)	-22.4%		
2	775	839	(64)	-7.6%	662	723	(61)	-8.4%	939	1,068	(129)	-12.1%	2,376	2,630	(254)	-9.7%		
3	839	939	(100)	-10.6%	876	1,025	(149)	-14.5%	1,472	1,834	(362)	-19.7%	3,187	3,798	(611)	-16.1%		
4	640	747	(107)	-14.3%	698	777	(79)	-10.2%	1,052	1,295	(243)	-18.8%	2,390	2,819	(429)	-15.2%		
5	878	962	(84)	-8.7%	714	790	(76)	-9.6%	1,476	1,655	(179)	-10.8%	3,068	3,407	(339)	-10.0%		
6	1,885	2,254	(369)	-16.4%	1,139	1,262	(123)	-9.7%	2,129	2,867	(738)	-25.7%	5,153	6,383	(1,230)	-19.3%		
R 1-6	5,898	6,811	(913)	-13.4%	4,828	5,412	(584)	-10.8%	8,184	10,341	(2,157)	-20.9%	18,910	22,564	(3,654)	-16.2%		
7	569	843	(274)	-32.5%	911	1,265	(354)	-28.0%	926	1,185	(259)	-21.9%	2,406	3,293	(887)	-26.9%		
8	3,200	3,897	(697)	-17.9%	4,716	5,495	(779)	-14.2%	6,420	7,805	(1,385)	-17.7%	14,336	17,197	(2,861)	-16.6%		
9	790	906	(116)	-12.8%	580	765	(185)	-24.2%	3,667	5,299	(1,632)	-30.8%	5,037	6,970	(1,933)	-27.7%		
10	11,909	7,823	4,086	52.2%	11,081	11,819	(738)	-6.2%	22,855	27,413	(4,558)	-16.6%	45,845	47,055	(1,210)	-2.6%		
R 7-10	16,468	13,469	2,999	22.3%	17,288	19,344	(2,056)	-10.6%	33,868	41,702	(7,834)	-18.8%	67,624	74,515	(6,891)	-9.2%		
TOTAL	22,366	20,280	2,086	10.3%	22,116	24,756	(2,640)	-10.7%	42,052	52,043	(9,991)	-19.2%	86,534	97,079	(10,545)	-10.9%		

IEEE Membership Renewal / Retention - August 2020 Membership Year

REGION	HIGHER GRADE w/o GSM				GRADUATE STUDENTS				UNDERGRADUATE STUDENTS				TOTAL MEMBERS			
	Oppor-tunity	Renewal			Oppor-tunity	Renewal			Oppor-tunity	Renewal			Oppor-tunity	Renewal		
		#	%, '20	%, '19		#	%, '20	%, '19		#	%, '20	%, '19		#	%, '20	%, '19
1	24,025	20,109	83.7%	84.5%	1,520	821	54.0%	57.0%	1,385	339	24.5%	26.0%	26,930	21,269	79.0%	80.0%
2	20,636	17,568	85.1%	85.3%	1,361	724	53.2%	59.0%	977	300	30.7%	33.6%	22,974	18,592	80.9%	81.5%
3	21,252	17,549	82.6%	82.8%	1,978	1,142	57.7%	60.4%	1,681	498	29.6%	32.4%	24,911	19,189	77.0%	77.5%
4	15,170	12,576	82.9%	83.2%	1,448	785	54.2%	60.5%	1,271	350	27.5%	33.1%	17,889	13,711	76.6%	77.9%
5	20,118	16,478	81.9%	82.1%	1,477	842	57.0%	61.7%	1,442	424	29.4%	29.7%	23,037	17,744	77.0%	77.6%
6	41,119	33,916	82.5%	82.3%	2,418	1,338	55.3%	58.5%	2,739	733	26.8%	30.1%	46,276	35,987	77.8%	78.1%
R 1-6	142,320	118,196	83.0%	83.2%	10,202	5,652	55.4%	59.5%	9,495	2,644	27.8%	30.6%	162,017	126,492	78.1%	78.7%
7	12,535	9,519	75.9%	78.2%	1,815	1,103	60.8%	64.5%	1,209	401	33.2%	39.2%	15,559	11,023	70.8%	73.4%
8	50,581	38,345	75.8%	76.2%	9,449	5,336	56.5%	61.2%	8,244	2,134	25.9%	28.6%	68,274	45,815	67.1%	68.2%
9	8,708	5,722	65.7%	66.0%	1,459	793	54.4%	59.0%	6,317	1,685	26.7%	30.0%	16,484	8,200	49.7%	52.9%
10	69,161	48,289	69.8%	72.9%	16,537	6,744	40.8%	46.1%	30,168	5,040	16.7%	23.9%	115,866	60,073	51.8%	55.6%
R 7-10	140,985	101,875	72.3%	74.1%	29,260	13,976	47.8%	52.9%	45,938	9,260	20.2%	25.9%	216,183	125,111	57.9%	60.8%
TOTAL	283,305	220,071	77.7%	78.8%	39,462	19,628	49.7%	54.7%	55,433	11,904	21.5%	26.7%	378,200	251,603	66.5%	68.7%

Notes: e-Members are included in the higher grade counts of Regions 3, 8, 9, and 10. Life Members are included in higher grade counts.



Special Interest Memberships



IEEE Women in Engineering (WIE) membership is only available to IEEE members. WIE membership is free for students, graduate students and life members. Professional members pay a WIE membership fee.

Grade	This Month '20	This Month '19	YoY # Chg	YoY % Chg
Fellow	139	125	14	+11.2%
Senior Member	1,156	1,034	122	+11.8%
Member	5,124	4,937	187	+3.8%
Associate Member	199	190	9	+4.7%
Graduate Student	1,906	1,773	133	+7.5%
Student	11,634	10,225	1,409	+13.8%
Total	20,158	18,284	1,874	+10.2%

Region	This Month '20	This Month '19	YoY # Chg	YoY % Chg
U.S.	3,214	3,251	(37)	-1.1%
Canada	439	395	44	+11.1%
Europe, Middle East, Africa	3,333	2,877	456	+15.8%
Latin America	2,451	2,698	(247)	-9.2%
Asia Pacific	10,721	9,063	1,658	+18.3%
Total	20,158	18,284	1,874	+10.2%

IEEE STANDARDS ASSOCIATION

Grade	This Month '20	This Month '19	YoY # Chg	YoY % Chg
Student	42	46	-4	-8.7%
Higher Grade	6,543	6,472	71	+1.1%
Affiliate	55	61	-6	-9.8%
SA Only Members	740	676	64	+9.5%
Total	7,380	7,255	125	+1.7%

IEEE Standards Association members may also be IEEE members or Society Affiliates. However IEEE or Society membership is not a requirement to join. These individuals join the Standards Association for the benefit of being able to ballot on standards projects and assume leadership roles within a working group.



Special Interest Memberships



Membership in IEEE Young Professionals is automatically given to Graduate Students (GSM) and higher grade members within 15 years of receiving their first professional degree, and higher grade members beyond 15 years who wish to opt in, at no additional cost.

Geographic IEEE Young Professional Membership - August 2020									
Region	Higher Grade w/o GSM			GSM w/o Students			Total		
	2020	2019	%	2020	2019	%	2020	2019	%
	#	#	Change	#	#	Change	#	#	Change
1	3,191	3,472	-8.1%	1,199	1,311	-8.5%	4,390	4,783	-8.2%
2	2,600	2,815	-7.6%	1,057	1,153	-8.3%	3,657	3,968	-7.8%
3	3,424	3,503	-2.3%	1,475	1,722	-14.3%	4,899	5,225	-6.2%
4	2,482	2,778	-10.7%	1,175	1,233	-4.7%	3,657	4,011	-8.8%
5	3,282	3,488	-5.9%	1,124	1,236	-9.1%	4,406	4,724	-6.7%
6	6,199	6,583	-5.8%	1,902	2,043	-6.9%	8,101	8,626	-6.1%
R 1-6	21,178	22,639	-6.5%	7,932	8,698	-8.8%	29,110	31,337	-7.1%
7	2,972	3,445	-13.7%	1,347	1,461	-7.8%	4,319	4,906	-12.0%
8	14,261	14,711	-3.1%	7,195	8,242	-12.7%	21,456	22,953	-6.5%
9	3,137	3,297	-4.9%	923	1,135	-18.7%	4,060	4,432	-8.4%
10	21,644	22,179	-2.4%	14,347	15,043	-4.6%	35,991	37,222	-3.3%
R 7-10	42,014	43,632	-3.7%	23,812	25,881	-8.0%	65,826	69,513	-5.3%
TOTAL	63,192	66,271	-4.6%	31,744	34,579	-8.2%	94,936	100,850	-5.9%



ETA KAPPA NU
Electrical and Computer Engineering Honor Society

Active IEEE Members that belong to Eta Kappa Nu

Geographic IEEE HKN Membership - August 2020									
Region	Higher Grade w/o GSM			Students			Total		
	2020	2019	%	2020	2019	%	2020	2019	%
	#	#	Change	#	#	Change	#	#	Change
1	1,089	1,231	-11.5%	287	397	-27.7%	1,376	1,628	-15.5%
2	1,037	1,110	-6.6%	259	297	-12.8%	1,296	1,407	-7.9%
3	1,066	1,116	-4.5%	229	339	-32.4%	1,295	1,455	-11.0%
4	814	880	-7.5%	326	432	-24.5%	1,140	1,312	-13.1%
5	1,110	1,236	-10.2%	270	367	-26.4%	1,380	1,603	-13.9%
6	1,417	1,573	-9.9%	455	597	-23.8%	1,872	2,170	-13.7%
R 1-6	6,533	7,146	-8.6%	1,826	2,429	-24.8%	8,359	9,575	-12.7%
7	44	46	-4.3%	4	3	33.3%	48	49	-2.0%
8	167	158	5.7%	67	60	11.7%	234	218	7.3%
9	56	51	9.8%	19	33	-42.4%	75	84	-10.7%
10	158	149	6.0%	69	88	-21.6%	227	237	-4.2%
R 7-10	425	404	5.2%	159	184	-13.6%	584	588	-0.7%
TOTAL	6,958	7,550	-7.8%	1,985	2,613	-24.0%	8,943	10,163	-12.0%