


Doing our work better, together: a relationship-based approach to defining the quality improvement agenda in trauma care

Eve Isabelle Purdy ^{1,2}, Darren McLean,³ Charlotte Alexander,² Matthew Scott,⁴ Andrew Donohue,⁵ Don Campbell,⁶ Martin Wullschleger,⁷ Gary Berkowitz,⁸ James Winearls,⁹ Doug Henry,¹⁰ Victoria Brazil^{2,11}

To cite: Purdy EI, McLean D, Alexander C, *et al*. Doing our work better, together: a relationship-based approach to defining the quality improvement agenda in trauma care. *BMJ Open Quality* 2020;**9**:e000749. doi:10.1136/bmjopen-2019-000749

► Additional material is published online only. To view please visit the journal online (<http://dx.doi.org/10.1136/bmjopen-2019-000749>).

Gold Coast Hospital Research Day, Queensland Trauma Symposium.

Received 7 June 2019
Revised 10 December 2019
Accepted 22 January 2020



© Author(s) (or their employer(s)) 2020. Re-use permitted under CC BY-NC. No commercial re-use. See rights and permissions. Published by BMJ.

For numbered affiliations see end of article.

Correspondence to

Dr Eve Isabelle Purdy;
epurdy@qmed.ca

ABSTRACT

Background Trauma care represents a complex patient journey, requiring multidisciplinary coordinated care. Team members are human, and as such, how they feel about their colleagues and their work affects performance. The challenge for health service leaders is enabling culture that supports high levels of collaboration, co-operation and coordination across diverse groups. We aimed to define and improve relational aspects of trauma care at Gold Coast University Hospital.

Methods We conducted a mixed-methods collaborative ethnography using the relational coordination survey—an established tool to analyse the relational dimensions of multidisciplinary teamwork—participant observation, interviews and narrative surveys. Findings were presented to clinicians in working groups for further interpretation and to facilitate co-creation of targeted interventions designed to improve team relationships and performance.

Findings We engaged a complex multidisciplinary network of ~500 care providers dispersed across seven core interdependent clinical disciplines. Initial findings highlighted the importance of relationships in trauma care and opportunities to improve. Narrative survey and ethnographic findings further highlighted the centrality of a translational simulation programme in contributing positively to team culture and relational ties. A range of 16 interventions—focusing on structural, process and relational dimensions—were co-created with participants and are now being implemented and evaluated by various trauma care providers.

Conclusions Through engagement of clinicians spanning organisational boundaries, relational aspects of care can be measured and directly targeted in a collaborative quality improvement process. We encourage healthcare leaders to consider relationship-based quality improvement strategies, including translational simulation and relational coordination processes, in their efforts to improve care for patients with complex, interdependent journeys.

INTRODUCTION

The care of major trauma patients is complex and often time critical—the patterns of injury require assessment, investigation and treatment from multiple disciplines. Patients can

suffer harm if care is poorly co-ordinated or if conflict arises in clinical decision-making.^{1,2} The trauma community has responded to this complexity with a variety of structural and process interventions—including the creation of trauma teams, explicit criteria for trauma team activation and pathways to guide clinical decision-making.^{1,3,4} Individuals and teams also train for their roles, focusing on task-specific knowledge, clinical skills and teamwork behaviours.^{3,5–7} However, care providers are human—and these teamwork behaviours are underpinned by their relationships with colleagues, and by institutional culture. Trauma care is an example of healthcare as a ‘complex socio-technical system’.² With this reality in mind, quality improvement approaches that include focus on relational aspects of care have intuitive appeal.

Relational coordination (RC) theory describes factors that facilitate optimal work in high functioning organisations.⁸ The theory specifies three relational dimensions that support the coordination of work: *shared goals* transcend specific functional task-related goals, *shared knowledge* enables team members to understand how their tasks interrelate with others, and *mutual respect* allows members to overcome status barriers and positively regard the work of others. These relational dimensions are reinforced by *communication* that is *timely*, *frequent*, *accurate* and *problem solving-based*. RC is particularly critical in situations where teams are faced with high levels of task interdependence, uncertainty and time constraint. The theory has been applied in several healthcare contexts and offers an attractive lens for inquiry in this setting.^{9–12}

Examining culture and relationships in complex trauma care is challenging. RC offers an appropriate framework for the task. RC can be measured within and between

teams through a quantitative survey which produces a numerical RC index. However, other methods such as ethnography—an on the ground approach to evaluating culture—may be more appropriate to develop a nuanced understanding.^{8 13–15}

Collaborative ethnography is a research approach which empowers participants in all stages including project conceptualisation, research design and analysis.^{16 17} Continuous commentary and evaluation are reintegrated back into the research process. A cyclical progression of collective fact finding and reflection evolves, leading to inquiry and action that is community desired and community driven.^{16–20} The research itself becomes a community building exercise.^{16–20} As such, collaborative ethnography seems a logical approach to embolden front-line care providers to share their stories, collectively reflect on their experiences and together drive progress.

We describe a unique collaborative ethnography that incorporated the RC framework. We aimed to understand and improve relational aspects of interdependent work in the setting of complex trauma care at Gold Coast University Hospital (GCUH).

METHODS

Overview

Over a 3-month period, and with a constructivist stance, we engaged a community of trauma care providers in a mixed-methods collaborative ethnography.^{16 17} The ethnography included narrative surveys, participant observation, interviews and a quantitative measure of RC. Data gathered during the initial phase was shared with participants and informed interpretation and the collaborative development of interventions which are now in various stages of participant-led implementation and evaluation.

Context

GCUH is a large tertiary care hospital and major trauma centre in Australia. Over 400 staff from a variety of disciplines participate in the early stages of care for major trauma patients. In the financial year 2017/2018, there were 1739 trauma team activations, including 203 'Trauma Responds', which is the highest level of acuity. There are key identifiable groups involved in the early phases (within the first hour) of major trauma care and their inter-relationships for the initial phases of major trauma patient care are represented in figure 1. Each group is represented by function and/or geographical location, rather than a professional discipline.

For the past five years, members from each of these groups have participated monthly in an in situ trauma respond simulation exercise including a case and debrief. The focus of these exercises is 'translational'—including exploration of system strengths and weaknesses, and practising targeted interventions to improve.²¹ Prior to this project, independent groups (the trauma service and emergency medicine) had at various times identified

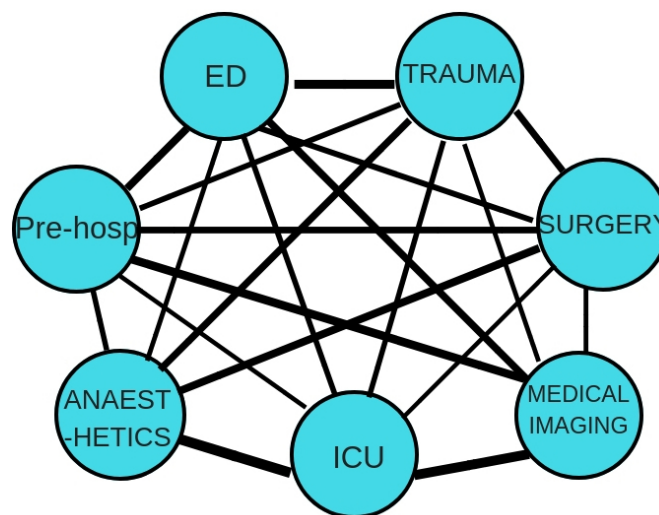


Figure 1 Web of core providers involved in trauma care. ED, emergency department; ICU, intensive care unit; Pre-hosp, high acuity response unit paramedics.

trauma-related quality improvement goals, mainly related to care *processes* or *systems*. There was limited formal recognition of the role of *relationships* between or within multidisciplinary work groups contributing to the quality improvement agenda in trauma care.

Core project team and initial consultation

The research team was composed of EIP who is master's student in applied anthropology and an emergency medicine trainee; DM who is a project lead at the Centre for Health Innovation at GCUH; CA a junior doctor who has worked across disciplines for the trauma service, surgical service and emergency department; VB who is a senior emergency physician and trauma team leader; and DH who is an anthropologist at the University of North Texas. As the first step in the collaborative ethnography process, leaders from each of the main disciplines, outlined in figure 1, were consulted via email and group meetings for question and project design and formed the core project team. Many coauthor this paper. This team decided understanding and improving relationships between trauma care providers was of interest and importance as a potential path towards improving patient care. They also had specific interest in understanding the role of monthly trauma simulations. The aforementioned research team offered logistical and methodological support for those goals. At research and core project team meetings, we collectively reflected on our positioning and how our perspectives may have affected results.

Data collection

The core project team distributed a survey (online appendix A) with three distinct parts: RC survey, narrative experience with trauma care and experience with in situ simulation. The RC questions assessed the strength of communication and relationship ties between participating work groups. Participants were asked to rate their perception of communication and relationship

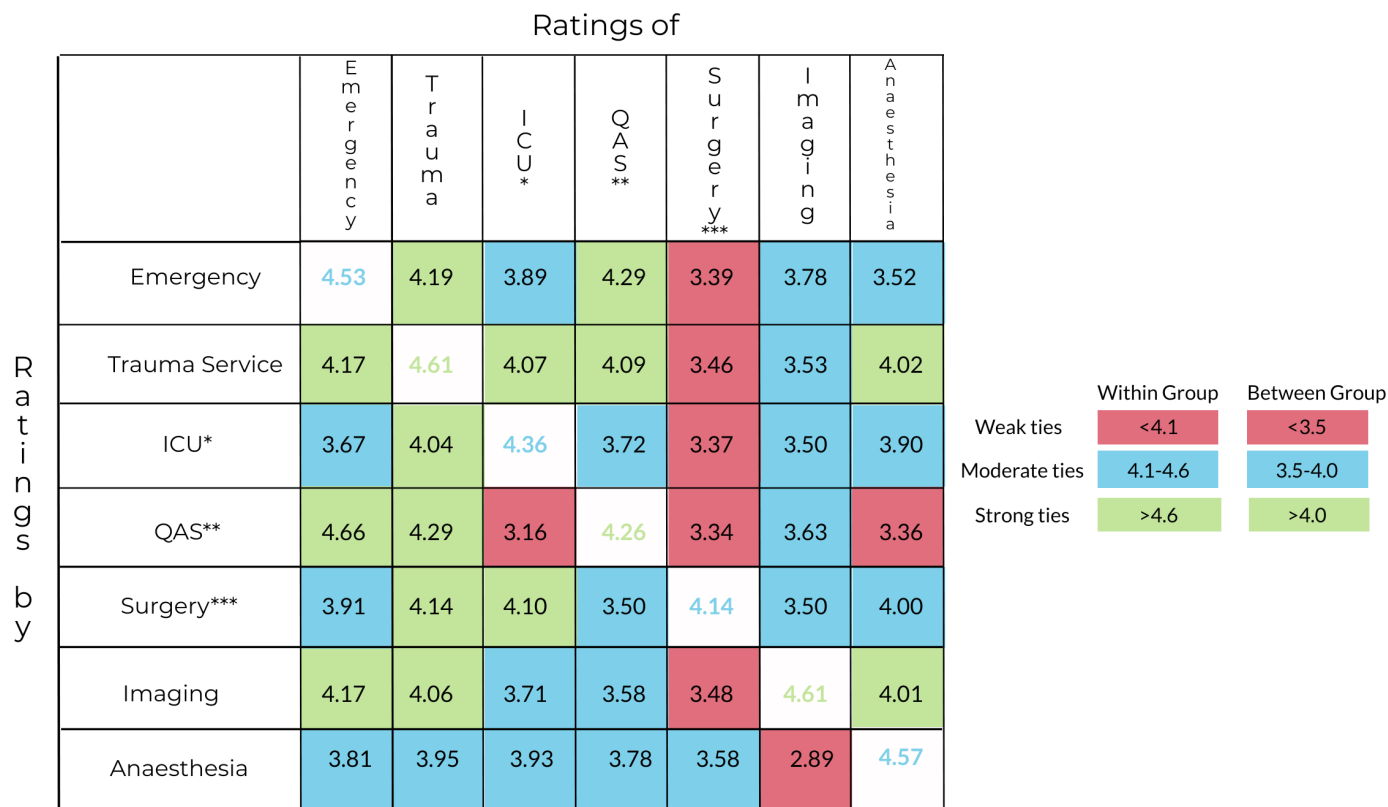


Figure 2 Relational coordination ties between groups involved in early trauma care. The relational coordination matrix shows how each workgroup rates the others (horizontal) and how it is rated by the others (vertical). The diagonal shows how each group rates itself. Comparing above and below the diagonal, you can see how the same relationship is rated by each of the two workgroups involved. *ICU, Intensive care unit; **QAS, queensland ambulance service high acuity response unit; ***Surgery, general surgery.

behaviours between their own work group and the other work groups along the seven dimensions of RC. The RC survey is a tool that has met psychometric validation standards across multiple populations and is suitable for use by unbounded teams in the healthcare setting.^{22 23} Four narrative questions related to experience with trauma care provision and five questions related to experience with in situ simulation followed the RC survey. These questions were piloted and refined with representatives from each group. The survey was distributed via an individual unique online survey link to each care provider in every working group depicted in figure 2.

To further contextualise the survey results, over a 3-month period EIP conducted participant observation, informal interviews and formal interviews. This included approximately 75 hours of participant observation of randomly selected traumas, consecutive educational activities and daily activities of individual trauma providers identified through key informants. She engaged in an additional 25 hours of informal interviewing of trauma providers across these contexts. This activity informed field notes. Five formal interviews were performed with key personnel to further explore issues raised in the survey or through observation. These interviews were recorded and transcribed by EIP. Participant observation and interviewing stopped when saturation of RC themes

occurred, and no new themes were identified as determined by EIP, CA and VB.

Data analysis

Quantitative RC data were analysed by the RC analytics team according to procedures detailed by the instrument's developer.²⁴ RC indices were constructed at the individual participant level across the seven dimensions of RC then aggregated to the group level to provide an overall RC index and a numeric indicator of the strength of each relational interface in each dimension between and within each working group. Cut points for strength of ties (weak, moderate and strong) between and within groups are based on norms from established data and were used to present data in a tangible way to facilitate the reflective process.²⁴

Qualitative data from narrative surveys, participant observation, informal interviews and interviews were input into NVivo and analysed using a recursive approach. Data were anonymised then coded by EIP and CA using the RC framework (shared goals, shared knowledge, mutual respect and four domains of communication) as initial themes. Further themes were identified and agreed on by EIP and CA which then became additional focus of observation as the ethnographic process evolved. Ethnography,

used this way, as a tool to gain both deductive and inductive insights has been previously described.¹⁴

The raw data, in full in addition to the analysis, were presented to the research team and core project team for member checking of analysis and for identification of any further themes.

Broad participant ethnography and working groups

The data, both qualitative and quantitative, from the ethnography were not designed to be evaluative, rather they served primarily as a launch point for collective reflection, discussion and the design of collaborative interventions with a broader group of participants. At two points, findings were shared with all trauma care providers through written communiques (online appendixes B and C). All were invited to smaller in-person group meetings where the findings were discussed in detail and open to further interpretation. At those meetings, VB facilitated a discussion that sought participants' perspectives on potential interventions to improve trauma care based on the initial findings.

Intervention development and implementation

The potential interventions suggested during participant working groups were brought back to the team of core leaders in each of the clinical areas for prioritisation. Champions for each intervention, not necessarily core project team members, were identified. Support of the research team and simulation service were available for those designing, instituting and evaluating specific projects. The implementation and evaluation of these individual projects is ongoing.

Patient and public involvement

Patients and the public were not involved in the design or presentation of this work.

FINDINGS

Baseline relationships within the trauma service

The overall picture from the quantitative RC data and qualitative ethnography was that of strong interdepartmental relationships with opportunities and enthusiasm for progress. In addition, 180/482 (37%) individuals across all care groups completed the survey, but notably we had challenges reaching the general surgeons with a response rate from that cohort of only 12% which was much lower than all other groups (ED 43%, Trauma 93%, ICU 35%, Queensland Ambulance Service (QAS) 100%, Imaging 29%, Anaesthetics 24%). The RC 'Team Score' was 3.80 which is an aggregate score across all domains and signals moderate ties between all groups. These data were further broken down into ties between and within individual groups, as depicted in figure 2. Of particular note are the strong relational ties of trauma service as rated by other groups and the weaker with the surgical service as rated by all other groups, except anaesthetics.

Qualitative aspects of the ethnography provided considerable insight into the relational foundations of trauma

work at GCUH. Each domain of RC was relevant to trauma care. Table 1 shares participant insights from survey responses about each domain of RC that were either in practice when care was perceived to have gone well or were lacking in moments when the team felt they could be working better. Based on initial survey responses, two additional themes (the 'team briefing' and 'involvement of senior decision makers') were initially identified by EIP and CA to be particularly relevant. Though, on deeper probing in informal interviews and observation, the effect of these two themes could be accounted for by the RC framework. The theme of 'team briefing' featured prominently in responses about trauma activations that were perceived to have gone well by providers. For example, one survey participant responded:

"[traumas go well when] we are notified in advance, roles [are] allocated prior to patient arrival, [we have] discussed likely issues with the patient and how we would manage them and the likely sequence of events prior to patient's arrival".

Yet participant observation revealed significant variability between individual trauma team leaders as to whether and how the team briefing was performed. Further informal interviews and observation facilitated the understanding that effective team briefing can scaffold each domain of RC at the beginning of a given case for the specific care team involved—setting up *shared knowledge* (about each team member's role and about the patient's condition), *shared goals* (by outlining initial, and contingency, priorities for patient management), *mutual respect* (by learning names and thanking everyone for attending), and setting the stage for *timely and problem solving-based communication* (by asking for input from others attending).

The involvement of senior decision-makers was most relevant in moments when definitive management or disposition of a patient relied on input from surgical specialties. Occasionally, this occurred with critically ill patients (ie, decision to go to the operating theatre immediately) but more often it related to the multi-injured patient who did not require immediate intervention but still necessitated management and disposition plans from consulting services. One participant wrote:

"Trauma activations at night do not go as well, without senior decision makers present. The surgical registrars often disappear without communicating management plans (probably because they don't know the plans). It takes an awful lot longer to come to a management plan about a patient's disposition (OT or no OT) at night".

Further informal interviews and observation elucidated that the critical features associated with 'involvement of senior decision makers' were most related to the ability to engage in *problem solving-based communication* and the *timeliness* of communication as it related to patient management plan and disposition.

Table 1 Relational coordination (RC) framework applied to narrative survey data

Dimension of RC framework	Examples of factors related to strong ties	Examples of factors related to weak ties
Shared goals	<p>"I really like if there are updates and summaries and then setting goals. So after 5 or 10 min sum it up, where do we stand, and where do we go from here?"</p> <p>"All groups arrived prior to patient arrival, and were able to make plans as to what would happen when pt arrived. Clearly defined roles and plans make the collective job easier".</p>	<p>"Everyone (was) doing their own thing without any coordination, people having conflicting opinions on management".</p> <p>"Key things that were lacking:</p> <ul style="list-style-type: none"> ► Preparation. Especially an overview of how it was likely to play out. ► Leadership—shared mental model of what the scenario was and the goals of treatment".
Shared knowledge	<p>"When we know what imaging is expected to be required, any complications that may be present. This allows us to appropriately triage room and keep the scanner clear".</p> <p>"The overarching theme that improved these (traumas) was effective communication, an understanding of the individual roles on the trauma team, a focus on handover of care".</p>	<p>"[Trauma care would improve with] a better understanding of the roles/skills other teams have and how they can be used in the first hour so that the ED team don't feel like that have to manage everything (especially invasive procedures where anaesthetists and surgeons could be managing these procedures in tandem to take some of the pressure off the ED doctors) on their own".</p> <p>"[in a trauma that went poorly] I was the circulation nurse but the consultant only communicated his plans of care to an airway nurse, that made me confused and feeling left behind about the treatment for the patient".</p>
Mutual respect	<p>"I don't know how you build relationships but that is what it is about. If you actually care about the person you are speaking to as a human being then you are solution oriented".</p> <p>"Even if the scenario is completely different but you look up from the patient and you see a face that you just worked with before. It just gives you a lift towards comfort and easiness to communicate".</p>	<p>"As a radiographer we seem to be quite invisible in a lot of situations. When we are scanning doctors come in and take over our computers and monitors with little or no communication with us".</p> <p>"[in a trauma that went poorly we cared for] an unstable trauma patient with a vascular injury to the right arm and a tourniquet on, where the vascular surgery registrar was difficult to deal with. He arrived and was rude, critical of management so far, and disruptive to the ongoing team based management of the patient. As the medical team leader I found this challenging to deal with".</p> <p>"The greatest issue is forming strong relationships with some departments, maintaining good consultant input and getting to know people".</p>
Communication		
Timely	<p>"With good pre-hospital management and timely accurate communication with hospital teams, we were able to follow red blanket protocol, activating this prior to patients arrival. This meant we were able to bypass ED and take the patient straight to OT where a surgeon was ready to operate straight away".</p> <p>"Timely and accurate communication about the nature of the trauma to myself in CT. After performing the initial assessment contact was made with me to confirm the availability in the CT scanner".</p>	<p>"[a case went poorly] when it was difficult to get involvement anaesthetics/ICU/surgical team with delays to OT due to difficulty contacting teams".</p> <p>"Communication with the majority of surgical teams is well-done, however it can be challenging identifying and communicating with the senior orthopaedic surgeon when their involvement is required in cases, and often despite patients being quite sick and clearly benefiting from senior involvement, there is no senior orthopaedic surgeon in attendance".</p> <p>"Sometimes a delay to important findings on imaging being reported to treating team whilst entire pan scan is being looked at. Could be helped by radiology calling ED with results as they find them or ED going to radiology to ask specifically what they are worried about".</p>
Accurate	<p>"[a trauma went well with] accurate handover via phone call from QAS to Triage staff. Accurate relaying information from triage to resuscitation team (doctors and nurses). Accurate codes alerted and correct teams responded within a timely manner".</p> <p>"[traumas go well when there are] clear instructions regarding patient management".</p>	<p>"[traumas] can become extremely difficult for nursing staff as we have 2–3 and sometimes 4 doctors giving different orders which are all conflicting".</p> <p>"I have memories pre-trauma team of a stab wound bleeding significantly and the surgical registrar not conveying the severity of the situation to the surgical consultant and being in a situation where a man was slowly (rapidly?) bleeding out without a surgeon coming to take him to OT".</p>
Frequent	<p>"I really like if there are updates and summaries".</p> <p>"When a trauma arrives initially it is helpful for us in medical imaging to be notified. It is helpful if we are kept in the loop in regards to when the patient will be ready for scanning. As we are such a busy hospital we in CT are not in a position to just stop scanning and wait for a trauma patient to be ready to come over".</p> <p>"[traumas go well] when there has been complete calm and the leading MO is communicating regularly with all involved in the trauma care".</p>	<p>"Staff arrive at multiple times—the story has to repeated frequently for new comers".</p> <p>"[traumas go poorly] when circumstances change and there is no communication".</p>

Continued

Table 1 Continued

Dimension of RC framework	Examples of factors related to strong ties	Examples of factors related to weak ties
Problem-solving based	<p>"Sometimes particularly in the major resuscitations, I found it's important to have an exchange in information, not just in information but also sort of thought process exchange. What's going on. Because we can get tunnel vision".</p> <p>"[in a trauma that went well] the ICU consultant was present and helped with procedures and also politely made a suggestion for an omission on my part ensuring the patient got good care".</p> <p>"[there was] continued shared decision making between ED consultant and Surgeon resulting in diversion in plan to CT, directly to theatre as became unstable".</p>	<p>"[traumas go poorly when] people having conflicting opinions on management and unwilling to have cordial discussions, everyone shouting over each other".</p> <p>"[there was] disagreement in treatment plan between ED and surgical teams. Obvious friction. Result[ed] in delay to definitive treatment".</p> <p>"[in a trauma that went poorly there was] confusing decision-making communication with team. Conflicting priorities without shared mental model of goals".</p>

Role of simulation in strengthening RC

The trauma service co-ordinates monthly simulation exercises. These simulations are conducted involving providers from across the care continuum—paramedics, emergency department staff, medical imaging, operating theatre staff, surgery teams and intensive care teams, as well as support services such as blood bank, orderlies and security. Staff participate in simulations as part of their education, and as a standard part of trauma service delivery improvement. The survey responses and associated participant observation of simulation exercises revealed an impact that included but went beyond the specific medical nuances of individual cases or improvement in trauma processes. Simulation directly targeted the development of all domains of RC (table 2). Most noticeably, simulations seemed to foster mutual respect between specialties, with one survey participant representatively noting,

"Relationships have definitely strengthened over the time we've been doing monthly Trauma Sim. The conversations in the back room enhance the conversations in the Resus room".

Further analysis of simulation-specific data is available in Brazil *et al.*^{25 26}

Intervention development and implementation

Data from the initial phase were communicated to all trauma care providers through a communique (online appendix B) and open working meetings with each group were held to reflect on and build from the findings. In total, we held seven 1-hour working groups with 69 health professionals over a 1-month period. No formal working group meeting was held with the high acuity response paramedic group as this was a small cohort external to the hospital, with whom we sought input via email, informal and formal interviews, and through paramedic author GB's direct communication with his colleagues. We were unable to arrange a meeting with the surgical group. Input was sought via alternate means including email, and informal and formal interviews with surgical residents. From these working groups, potential interventions were brought to the core leadership for prioritisation and implementation planning.

Table 3 shows 16 interventions co-created with participants, and prioritised by the leadership team, for

Table 2 Simulation and relational coordination domains*

Relational coordination domain	Representative quotes related to simulation activities
Shared goals	"We practice together, becoming like a team that is being coached. We get to know each other, give space and gain understanding of each other's roles, and are informed and reminded of our common goals (time to protect airway, time to OT [operating theatre]) and common challenges (safety in CT scanner with an unstable patient)".
Shared knowledge	"I have become more familiar with the actual roles and workload of various other parties/ individuals in the trauma team".
Mutual respect	"I think the real value is getting to know our colleagues from other departments outside of a real-life stressful situation. That familiarity is then incredibly helpful when faced with a real trauma".
Communication	"I have found that those who participate in the sims incorporate the lessons into their practice, especially around communication and collaborative decision making".

*Previously published in our article "Improving the relational aspects of trauma care through translational simulation" published under the Creative Commons 4.0 Licence.²⁵

Table 3 Collaboratively developed interventions

Intervention	Teams involved
<i>Trauma team expectations of conduct</i> Registrars and residents providing trauma coverage currently receive minimal introduction as to the expectations of that role. The trauma service is creating a document outlining high expectations around behaviour, communication and conduct involved in trauma care to be circulated at the beginning of every term	Trauma service, distribution to all others
<i>OneTeam practice</i> Our work showed that team briefings are essential for laying a foundation for relational coordination for a single case. To improve, our emergency teams have started a mental rehearsal each morning	ED
<i>Trauma leader feedback</i> Emergency trauma team leaders now have the opportunity to receive structured feedback on their performance from fellow consultants, registrars, nurses or other trauma team personnel	ED primarily
<i>To CT 'Fast and Safe' simulations</i> Radiographers and emergency teams are working collaboratively to develop and evaluate a spiral simulation curriculum to improve the transfer of patients to and from the CT scanner	ED, medical imaging
<i>Event management</i> Trauma service is designing and implementing a number of interventions to improve crowd control	Trauma, ED
<i>Radiology 'Primary Survey'</i> In an effort to improve efficiency and facilitate decision-making, the ED team leaders and radiology registrars are encouraged to engage in the radiology 'primary survey' where the radiologist reviews the CT scans while the patient is on the table to identify significant injuries and determine if further imaging is needed before patient leaves the CT scanner	ED, medical imaging, trauma
<i>Combined radiographer/radiologist and ED teaching</i> Deliberate inclusion of radiographers as appropriate in monthly ED resuscitation/trauma teaching is now standard	Medical imaging
<i>Maximising radiographer presence at alerts and responds</i> Medical imaging is critical to the early phases of trauma management and is an adjunct to the primary survey. The radiographer team are working to improve attendance at traumas through improving communication channels and attending team briefings	Medical imaging
<i>Feedback with high acuity response paramedics</i> Paramedics are responsible for the initial assessment of major trauma patients and often provide initial life-saving interventions. As a group, they undergo a rigorous audit process but often do not have all of the information they need to evaluate their work. The trauma service is now working with the paramedic service to provide access to imaging and provide early feedback related to their assessments and interventions	Trauma, pre-hospital
<i>Red blanket handover simulation</i> Paramedics rarely enter the operating theatre. When they do it is in the context of a 'Red-Blanket' (direct to theatre, critically bleeding trauma patient). Anaesthetics and paramedics have designed and implemented handover simulations to improve relationships and performance in this rare, high-stakes encounter	Anaesthetics, pre-hospital, trauma
<i>Damage control workshop</i> Anaesthetics, trauma and surgery designing and delivering a 1-day interactive workshop with a focus on damage control resuscitation and damage control surgery	Anaesthetics, trauma, surgery
<i>Trauma operating theatre simulations</i> Anaesthetics, surgery and trauma are working with the simulation service to design and deliver trauma-related simulation exercises on a quarterly basis	Trauma, anaesthetics, surgery
<i>ED to operating theatre to ICU handover</i> A critical moment of transition is the transfer of patients from theatre to ICU. The most unwell patients may not yet have had trauma imaging or completion of a primary survey. Through a number of educational, simulation and systems interventions anaesthetics, surgery, ICU and ED will explore ways to optimise transitions in trauma leadership	Trauma, ICU, ED, anaesthetics, surgery

Continued

Table 3 Continued

Intervention	Teams involved
Trauma stand downs Trauma team leaders to initiate a trauma 'stand down' after the radiology primary survey at which time all teams must discuss and document plans for the patient before decanting. To be incorporated in 'Trauma Team Expectations of Conduct' and ongoing simulation exercises	ED, trauma
Video feed to operating theatre For critically unwell patients requiring theatre, a video feed from trauma bays will be available in the anaesthetist, scrub nurse and surgeon in the emergency operating theatre so that the team can be directly aware of injuries, vascular access and progress towards theatre	ED, surgery, anaesthetics
Trauma simulation training Continue monthly simulation training but with updated focus on fostering relational foundations of work across interfaces by through scenario creation and debriefing focus	All
Trauma operating theatre RC To build on this work, the anaesthetics and surgery groups are interested in focusing on relational interfaces once the patients reach the operating theatre. They intend to undergo a similar study to the own performed but with focus on the patient who is in the operating room, not the trauma bay. This will include some new groups (blood bank, operating theatre staff, vascular surgery, cardiothoracic surgery) with some overlap from the current study (surgery, ICU, anaesthetics, trauma)	Anaesthetics, surgery, ICU, trauma

ED, emergency; ICU, intensive care; RC, relational co-ordination.

implementation as they relate to specific organisational interfaces. Some interventions were *structurally* rooted (ie, video feed from resuscitation room to theatre) while others were more *process* focused (ie, team briefing rehearsals). All interventions also included a *relational* component. Relationships featured either directly (ie, peer feedback for trauma team leaders) or more often indirectly, as the design and development naturally brought people together from across organisational interfaces (ie, collaboration between anaesthetics and paramedics to improve handover of critically bleeding patients in the operating theatre). The implementation of these 16 interventions are in varying stages from planned to completed and their impact is being monitored through a variety of scholarly projects, many headed by the participants themselves rather than the core project team. For example, a mixed group of CT radiographers, radiology registrars, emergency registrars, nurses and orderlies are implementing and evaluating a project designed to improve transfer to and from the CT Scanner 'fast and safe', while an emergency medicine fellow and nurse have collaborated to implement and evaluate 'OneTeam Practice', a daily mental rehearsal of team briefings.

DISCUSSION

We report a unique, relationship-based approach to quality improvement in management of severe trauma. Using a collaborative ethnography that included RC analytics, participant observation, narrative surveys, interviews and working groups we effectively engaged front-line care providers in a reflective process and the design and implementation of interventions targeted at improving the relational foundations of trauma care delivery at a large tertiary care trauma centre.

RC in trauma

While RC theory has been used in healthcare settings such as postsurgical wards, inpatient wards, and outpatient clinics, to our knowledge, we are the first group to apply the concept to a hyperacute resuscitation environment of severe trauma.^{9 10 12} We decided to simultaneously collect qualitative data, in addition to the RC metrics, to build further understanding about this construct in the setting of trauma. As outlined in table 1, its domains accounted for many of the factors identified in resuscitations that went well and were perceptibly missing from those cases that were felt to be less than ideal. Of note, the centrality of team briefings to trauma care is in keeping with the findings from other studies that suggest cross-functional meetings, with broad participation, are a mechanism to promote RC.^{12 26} We found RC to be a useful framework in the acute trauma environment and hypothesise it can likely be applied more broadly in other resuscitation contexts.

Application of the RC framework to qualitative data, exposed fundamental areas of success and tension within a complex and dynamic working environment. These data, in combination with the quantitative RC analytics, served as a powerful launch point for facilitating engagement of a web of trauma care providers in meaningful, collective reflection about the work that we do and how we might do it better. With ongoing support from the research team, trauma care providers are now the ones driving the design, implementation and evaluation of a series of interventions that span organisational boundaries. Beyond the independent effect of any one specific product that results from a collaborative ethnography, the design and conduct of project itself often influences communities and culture.^{16 17} This was consistent with

our experience. At one particular research meeting, we reflected that working on the study seemed to bolster RC within the core project team in ways that individuals found affected their clinical work too. By bringing people to the same table, sharing narratives related to experiences and collectively creating a path forward, we hope that the project itself fostered the development of shared goals, shared knowledge and mutual respect in a way that spanned hierarchies and crossed professional interfaces within our organisation.

Collaboratively developed interventions

There was wide variation in the nature of the specific interventions suggested. The diversity in outputs is evidence of the multifaceted ways in which trauma care providers experience relationships in the context of their work and how they perceive they can shape them. Simulation, team briefings, trauma stand downs, codes of conduct and feedback mechanisms are not new concepts in trauma care, but trauma providers' desire to channel energy in these directions in an effort to improve relationships adds to our understanding of why these specific interventions are important and effective. We were particularly intrigued that nearly half of the proposed interventions included some form of simulation. Although it is becoming a more popular tool in quality improvement, simulation's ability to shape relationships and culture in work environments has not been well studied. These and other reflection on translational simulation by our participants strongly suggest that a thoughtfully designed programme can directly target each domain of RC, with particularly impressive implications for the development of mutual respect between groups.²⁵ The potential for simulation to shape culture is in keeping with previous research in the medical school context.²⁷ We recognise that participants' previous positive experiences with simulation at our institution and the presence of simulation educators on the core project team may account for why it features so prominently in proposed interventions at our site.

As noted throughout the findings, we had difficulty engaging general surgery colleagues which we see as a critically important result itself. The reasons are multifactorial, and require ongoing reflection and investigation. One contributing factor is likely related to the strong presence and portfolio of two trauma service surgeons during daytime hours which could limit trauma involvement of other general surgeons and registrars who provide after-hours coverage only. Our ethnographic data showed that it is during times when the trauma service is not available that the timeliness of communication and the ability to engage in problem solving-based communication with general surgeons is most threatened. As such, deliberately fostering RC with this group remains a particularly high priority. A number of the interventions directly aim to improve the co-ordination of decision-making without any significant investment from surgical teams. These include exercises directed at improving team briefings and the implementation of trauma stand downs. But perhaps

more importantly, directed efforts to further understand surgical priorities and perspectives are underway. These efforts, proposed by anaesthetists (who have the strongest relational ties with surgeons) and surgeons themselves, include damage control resuscitation surgical simulations and a similar study of RC of teams involved in the trauma patient's journey once in the operating theatre. Both of these programmes are designed to include continued overlap with trauma care providers from multiple other disciplines but in a different, perhaps more meaningful, setting for surgeons. We are optimistic these endeavours might facilitate further understanding and simultaneously impact RC between groups.

Investing in the interventions designed by a community that was informed by qualitative and quantitative RC data is a positive step towards fostering employee functional relationships in a systematic way and that goes well beyond encouraging collegiality—a worthy goal in the pursuit of organisational excellence.²⁶

Limitations

The findings we describe and the interventions our participants developed reflect our own organisational milieu and also reflect experiences of individuals motivated to engage in the process. Readers may be able to draw parallels to their experience but we encourage focus on our methods, not our specific results. The outcomes and interventions should be unique to every group that this process is applied to, that is in fact the goal.

There are additional players involved in trauma care that were not included in this initial study but whom we recognise the importance of engaging with moving forward such as environmental services personnel, social work, subspecialty surgeons and interventional radiologists.

This was a grassroots study that used minimal resources and incurred minimal cost. Throughout the course of the project, we received suggestions for proposed interventions, such as providing 24-hour trauma service coverage, that would be likely to improve RC significantly but that were unfortunately far outside the scope of what we could offer. We were not positioned to make significant structural changes. Data related to these larger systems-based suggestions were shared with institutional leadership. Since doing so, trauma service hours have been extended to include Saturday and Sunday daytime hours. We do not know if this decision was a direct result of our study findings, but the narratives and data did provide additional urgency, context and impetus for the structural change even if we were not powered to provide it directly.

Finally, collaborative ethnographies are deliberately designed so that those driving the research are also members of the community being studied. This is one of the greatest strengths of our work but also a necessary point of reflection. Throughout the conduct of this project, it was impossible—and not the intention—for our authorship team to divorce themselves from their personal experiences within the organisation. The make-up of

the research team may have also affected engagement of other study participants. Though pure objectivity was not the goal, to protect against overwhelming individual biases, we created a diverse project team with voices from each of the different groups involved. Furthermore, data analysis was overseen by EIP, an anthropologist and partial outsider, DH an external anthropologist and DM who is not involved in trauma care. Finally, results were member checked with those in the organisation and felt to be in keeping with broader experience.

Future action

Building on the work of Blakeney *et al*, at 1 year out we plan to remeasure RC.¹² At that time, we will also compare relevant trauma-specific clinical indices. We see these as secondary outcomes to the benefits the process of undertaking a collaborative ethnography has offered our community in terms of reflective practice across boundaries and empowerment of providers to consider how they might do their work better, together.

Stemming from our work are a number of projects evaluating specific interventions. These studies are largely led by participants turned collaborators. Future research will explore the application of RC theory to other high acuity patient presentations such as deteriorating patients on hospital wards or teams involved in obstetrical emergencies. Further detailed understanding of the specific features of translational simulation that foster the development of RC would be beneficial for simulation educators who are interested in relational and organisational culture outcomes.

CONCLUSIONS

Through collaborative engagement of clinicians spanning organisational boundaries, relational aspects of care can be measured and directly targeted in a collective quality improvement process. We encourage healthcare leaders to consider relationship-based quality improvement strategies, including translational simulation and RC processes, in their efforts to improve care for patients with complex, interdependent journeys.

Author affiliations

¹Emergency Medicine, Queen's University, Kingston, Ontario, Canada

²Emergency Department, Gold Coast University Hospital, Southport, Queensland, Australia

³Centre for Health Innovation, Gold Coast University Hospital, Southport, Queensland, Australia

⁴Trauma Service, Gold Coast University Hospital, Southport, Queensland, Australia

⁵Anaesthetics, Gold Coast University Hospital, Southport, Queensland, Australia

⁶Trauma Service/Emergency Department, Gold Coast University Hospital, Southport, Queensland, Australia

⁷Trauma Service/General Surgery, Gold Coast University Hospital, Southport, Queensland, Australia

⁸High Acuity Response Unit, Queensland Ambulance Service, Southport, Queensland, Australia

⁹Intensive Care Unit, Gold Coast University Hospital, Southport, Queensland, Australia

¹⁰Department of Anthropology, University of North Texas, Denton, Texas, USA

¹¹Faculty of Health Sciences and Medicine, Bond University, Robina, Queensland, Australia

Contributors EIP was involved in project design, participant observation, informal interviews, interviews, focus groups, survey design, data analysis and initial draft of the manuscript. DM was involved in project design, survey design, data management and analysis, and review of the manuscript. CA was involved with data management and analysis and critical review of the manuscript. MS was involved with project design, survey distribution, data analysis and critical review of the manuscript. AD was involved with project design, survey distribution, data analysis and critical review of the manuscript. DC was involved with project design, survey distribution, data analysis and critical review of the manuscript. MW was involved with project design, survey distribution, data analysis and critical review of the manuscript. GB was involved with project design, survey distribution, data analysis and critical review of the manuscript. DH was involved with project design, data analysis, drafting of the manuscript and critical review of the manuscript. VB was involved with project design, distribution of surveys, data analysis, drafting the manuscript and critical review of the manuscript.

Funding The authors have not declared a specific grant for this research from any funding agency in the public, commercial or not-for-profit sectors.

Competing interests None declared.

Patient consent for publication Not required.

Ethics approval This study was approved by the GCUH Human Ethics Research Committee (HREC/18/QGC/13).

Provenance and peer review Not commissioned; externally peer reviewed.

Data availability statement Data may be obtained from a third party and are not publicly available. Data are not available in total as some of them are identifiable. Quantitative data and de-identified qualitative data are available on request (epurdy@qmed.ca).

Open access This is an open access article distributed in accordance with the Creative Commons Attribution Non Commercial (CC BY-NC 4.0) license, which permits others to distribute, remix, adapt, build upon this work non-commercially, and license their derivative works on different terms, provided the original work is properly cited, appropriate credit is given, any changes made indicated, and the use is non-commercial. See: <http://creativecommons.org/licenses/by-nc/4.0/>.

ORCID iD

Eve Isabelle Purdy <http://orcid.org/0000-0002-8098-5377>

REFERENCES

- 1 Riskin A, Erez A, Foulk TA, *et al*. The impact of rudeness on medical team performance: a randomized trial. *Pediatrics* 2015;136:487–95.
- 2 Hewett DG, Watson BM, Gallois C, *et al*. Intergroup communication between hospital doctors: implications for quality of patient care. *Soc Sci Med* 2009;69:1732–40.
- 3 Tiel Groenestege-Kreb D, van Maarseveen O, Leenen L. Trauma team. *Br J Anaesth* 2014;113:258–65.
- 4 Eastern Association for the Surgery of Trauma. Trauma practice management guidelines 2019.
- 5 Steinemann S, Berg B, Skinner A, *et al*. In situ, multidisciplinary, simulation-based teamwork training improves early trauma care. *J Surg Educ* 2011;68:472–7.
- 6 Hicks C, Petrosioniak A. The human factor: optimizing trauma team performance in dynamic clinical environments. *Emerg Med Clin North Am* 2018;36:1–17.
- 7 Steinemann S, Bhatt A, Soares G, *et al*. Trauma team discord and the role of briefing. *J Trauma Acute Care Surg* 2016;81:184–9.
- 8 Gittell JH. *Transforming relationships for high performance*. Stanford University Press, 2016.
- 9 Gittell JH, Fairfield KM, Bierbaum B, *et al*. Impact of relational coordination on quality of care, postoperative pain and functioning, and length of stay: a nine-hospital study of surgical patients. *Med Care* 2000;38:807–19.
- 10 Romero JAV, Señaris JDL, Heredero CDP, *et al*. Relational coordination and healthcare management in lung cancer. *World J Clin Cases* 2014;2:757–13.
- 11 Havens DS, Vasey J, Gittell JH, *et al*. Relational coordination among nurses and other providers: impact on the quality of patient care. *J Nurs Manag* 2010;18:926–37.

- 12 Abu-Rish Blakeney E, Lavalley DC, Baik D, *et al.* Purposeful interprofessional team intervention improves relational coordination among advanced heart failure care teams. *J Interprof Care* 2019;33:481–9.
- 13 Reeves S, Kuper A, Hodges BD. Qualitative research methodologies: ethnography. *BMJ* 2008;337:a1020.
- 14 Wilson WJ, Chaddha A. The role of theory in ethnographic research. *Ethnography* 2009;10:549–64.
- 15 Morgan-Trimmer S, Wood F. Ethnographic methods for process evaluations of complex health behaviour interventions. *Trials* 2016;17:1–11.
- 16 Lassiter LE. Collaborative ethnography and public anthropology. *Curr Anthropol* 2005;46:83–106.
- 17 Fluehr-Lobban C. Collaborative anthropology as twenty-first-century ethical anthropology. *Collab Anthropol* 2008;1:175–82.
- 18 MacDonald C. Understanding participatory action research: a qualitative research methodology option. *Can J Action Res* 2012;13:34–50.
- 19 Baum F, MacDougall C, Smith D. Participatory action research. *J Epidemiol Community Health* 2006;60:854–7.
- 20 Minkler M. Using participatory action research to build healthy communities. *Public Health Rep* 2000;115:191–7.
- 21 Brazil V. Translational simulation: not ‘where?’ but ‘why?’ A functional view of in situ simulation. *Adv Simul* 2017;2:20.
- 22 Gittel JH, Beswick J, Goldmann D, *et al.* Teamwork methods for accountable care. *Health Care Manage Rev* 2015;40:116–25.
- 23 Valentine MA, Nembhard IM, Edmondson AC. Measuring teamwork in health care settings: a review of survey instruments. *Med Care* 2015;53:e16–30.
- 24 Gittel JH. Relational coordination: guidelines for theory, measurement and analysis 2011.
- 25 Brazil V, Purdy E, Alexander C, *et al.* Improving the relational aspects of trauma care through translational simulation. *Adv Simul* 2019;4:10.
- 26 Gittel JH. *High performance healthcare: using the power of relationships to achieve quality, efficiency and resilience*. McGraw Hill Professional, 2009.
- 27 Purdy E, Alexander C, Caughley M, *et al.* Identifying and transmitting the culture of emergency medicine through simulation. *AEM Educ Train* 2019;3:118–28.