

BMJ Open Reporting of financial and non-financial conflicts of interest by authors of systematic reviews: a methodological survey

Maram B Hakoum,¹ Sirine Anouti,² Mounir Al-Gibbawi,³ Elias A Abou-Jaoude,⁴ Divina Justina Hasbani,³ Luciane Cruz Lopes,⁵ Arnav Agarwal,^{6,7} Gordon Guyatt,⁷ Elie A Akl^{1,7,8}

To cite: Hakoum MB, Anouti S, Al-Gibbawi M, *et al.* Reporting of financial and non-financial conflicts of interest by authors of systematic reviews: a methodological survey. *BMJ Open* 2016;**6**:e011997. doi:10.1136/bmjopen-2016-011997

► Prepublication history and additional material is available. To view please visit the journal (<http://dx.doi.org/10.1136/bmjopen-2016-011997>).

Received 21 March 2016
Revised 17 June 2016
Accepted 5 July 2016



CrossMark

For numbered affiliations see end of article.

Correspondence to
Dr Elie A Akl;
ea32@aub.edu.lb

ABSTRACT

Background: Conflicts of interest may bias the findings of systematic reviews. The objective of this methodological survey was to assess the frequency and different types of conflicts of interest that authors of Cochrane and non-Cochrane systematic reviews report.

Methods: We searched for systematic reviews using the Cochrane Database of Systematic Reviews and Ovid MEDLINE (limited to the 119 Core Clinical Journals and the year 2015). We defined a conflict of interest disclosure as the reporting of whether a conflict of interest exists or not, and used a framework to classify conflicts of interest into individual (financial, professional and intellectual) and institutional (financial and advocatory) conflicts of interest. We conducted descriptive and regression analyses.

Results: Of the 200 systematic reviews, 194 (97%) reported authors' conflicts of interest disclosures, typically in the main document, and in a few cases either online (2%) or on request (5%). Of the 194 Cochrane and non-Cochrane reviews, 49% and 33%, respectively, had at least one author reporting any type of conflict of interest ($p=0.023$). Institutional conflicts of interest were less frequently reported than individual conflicts of interest, and Cochrane reviews were more likely to report individual intellectual conflicts of interest compared with non-Cochrane reviews (19% and 5%, respectively, $p=0.004$). Regression analyses showed a positive association between reporting of conflicts of interest (at least one type of conflict of interest, individual financial conflict of interest, institutional financial conflict of interest) and journal impact factor and between reporting individual financial conflicts of interest and pharmacological versus non-pharmacological intervention.

Conclusions: Although close to half of the published systematic reviews report that authors (typically many) have conflicts of interest, more than half report that they do not. Authors reported individual conflicts of interest more frequently than institutional and non-financial conflicts of interest.

Strengths and limitations of this study

- First methodological survey of a large and representative sample of systematic reviews evaluating the frequency and different types of conflicts of interest that authors of systematic reviews report.
- Use of a comprehensive conflicts of interest framework that allowed assessment of the different types of conflicts of interest, including non-financial conflict of interest.
- Use of systematic and transparent methods, for example, duplicate and independent processes in screening and data collection.
- Includes systematic reviews limited to the clinical field, that is, our results may not apply to other fields such as health policy.

BACKGROUND

According to the Institute of Medicine, a conflict of interest (COI) is 'a financial or intellectual relationship that may impact an individual's ability to approach a scientific question with an open mind'.¹ The field of healthcare research has recognised, studied and considered financial relationships when setting COI disclosures and management policies.²⁻⁴ Non-financial COIs, such as intellectual, professional and institutional, are increasingly gaining attention.⁵⁻⁷

In an attempt to reduce bias associated with COI, institutions, journals and guideline development groups are increasingly requiring authors to disclose COI.⁸⁻¹² The World Association of Medical Editors policy statement on COI invites journals to provide authors with COI definitions and with instructions on what and how the different types of COI must be disclosed.¹³

Generally, authors conduct systematic reviews to ensure that clinical decision-making is based on the best available empirical

evidence.^{14–16} Such reviews also help in defining research gaps and directing funding.¹⁷ However, a number of studies have found that systematic review findings may be biased by COI.^{18–21} This in turn may lead to suboptimal decisions made by patients, clinicians and policymakers.²² Given that COIs have the potential to bias the findings of systematic reviews,²³ understanding their nature and frequency among authors of systematic reviews is important. Therefore, we assessed the frequency and different types of conflicts of interest that authors of Cochrane and non-Cochrane systematic reviews report.

METHODS

Design overview and definitions

This study consists of a methodological survey using systematic methods for study selection and data abstraction. The study involved no human participants and required no ethical approval.

We defined Cochrane systematic reviews as reviews published in the Cochrane Database of Systematic Reviews. We defined non-Cochrane systematic reviews as systematic reviews published in the Core Clinical Journals.

We defined a COI disclosure as the reporting of whether a COI exists or not (ie, includes a statement of the absence of COI). We developed a framework of the different types of COI based on our review of the literature and of the International Committee of Medical Journal Editors (ICMJE) COI disclosure form²⁴ (figure 1 and online supplementary appendix 1 present more details). We developed clear and specific definitions and instructions. The framework included the following types of COI:

1. Individual financial COI,
2. Individual professional COI,
3. Individual intellectual COI,
4. Institutional financial COI,
5. Institutional advocacy COI,
6. ‘Other types’ of COI.

We coined the word ‘loogly’ to label any additional statement in the COI disclosure that attempts to downplay a disclosed relationship by suggesting that it is unrelated to COI, for example, ‘this relationship did not influence his prescription of the drug’.

Eligibility criteria

We included articles meeting the following criteria:

- ▶ Described as a systematic review or a meta-analysis;
- ▶ Included a search strategy of at least one database;

- ▶ Planned to include randomised clinical trials or controlled clinical trials comparing at least two alternative therapeutic interventions in humans;
- ▶ Was published in English in 2015.

We excluded methodological systematic reviews, systematic reviews on causal associations or on diagnostic accuracy, conference abstracts and research letters.

Search strategy

We searched for Cochrane systematic reviews using the Cochrane Database of Systematic Reviews in June 2015. We searched for non-Cochrane reviews using Ovid MEDLINE (In-Process and Other Non-Indexed Citations and Ovid MEDLINE). We limited our search to the 119 Core Clinical Journals (Abridged Index Medicus (AIM)) and to the year 2015. Also, we applied the systematic review filter designed by the Health Information Research Unit of McMaster University, Hamilton, Ontario, Canada. Online supplementary appendix 2 presents the search strategy for each database.

Selection process

We drew a random sample from the set of citations captured by the literature search to undergo the selection process. We performed the random selection of citations by using an online sequence generator (<http://www.random.org/sequences>). Two review authors screened in duplicate and independently the titles and abstracts of citations against the inclusion criteria. We acquired the full text of the citations judged as potentially eligible by at least one of the two reviewers.

The same team of review authors screened the full texts in duplicate and independently. The authors resolved disagreements by discussion, involving a third review author when required. We recorded reasons for exclusion, and summarised the search and the results of the selection process using a PRISMA flow diagram.²⁵ The review authors working on study selection completed calibration exercises.

Data extraction process

We collected and managed study data using Research Electronic Data Capture (REDCap) tools hosted at the American University of Beirut.²⁶ REDCap is a secure, web-based application designed to support data capture for research studies.

We developed and pilot-tested a standardised data extraction form with detailed instructions. Seven data extractors completed calibration exercises. They were organised into six teams of two reviewers who extracted

Figure 1 Conflict of interest framework.

	Financial	Professional	Intellectual	Advocatory
Individual	Individual financial	Individual professional	Individual intellectual	
Institutional	Institutional financial			Institutional advocacy

data in duplicate and independently. They compared their results and resolved disagreements through discussion, involving a third review author when required.

Data extracted

We extracted information about the following characteristics of the systematic review:

- ▶ Type of review (Cochrane vs non-Cochrane);
- ▶ Number of systematic review authors;
- ▶ Number of included trials;
- ▶ Number of participants per arm reported by the included trials;
- ▶ Type of intervention: pharmacological, surgical/invasive procedure, lifestyle intervention, screening/diagnostic intervention, psychotherapeutic intervention, rehabilitation, other;
- ▶ Type of control: active control (similar to above types of interventions) versus non-active control (no treatment, placebo, sham procedure, waiting list or standard of care);
- ▶ Risk of bias assessment tool: Cochrane risk of bias tool, a revised Cochrane risk of bias tool, Jadad's scale, other tool, no tool;
- ▶ Quality of evidence assessment tool: GRADE, other system or no system.

In addition, we extracted information about the characteristics of the reported funding of the systematic review:

- ▶ Whether authors reported funding, reported no funding or did not report any information on funding;
- ▶ Reported source(s) of funding (see online supplementary appendix 3 for more details on categories and definitions of the sources of funding);
- ▶ Whether the role of the funder was reported for: protocol/design of the study, data collection, data analysis and interpretation, preparation/review/approval of the manuscript, decision to submit the manuscript, management, team assembly, other, not involved.

Finally, we extracted information regarding the characteristics of the reported COI disclosures (per categories defined above and in online supplementary appendix 1) of the systematic review authors:

- ▶ Form in which COI disclosures were provided (eg, a narrative statement, an online document);
- ▶ Number of authors per paper who report any type of COI;
- ▶ Number of authors per paper who report each specific type of COI and, when applicable, the different subtypes of COI;
- ▶ Whether the paper reports relevant characteristics of the COI (eg, source, monetary value, duration);
- ▶ Number of authors who have the same disclosures or discrepant disclosures reported in the online documents and in the main documents;

- ▶ Number of authors who have the same disclosures or discrepant disclosures reported in the provided documents and in the main documents;
- ▶ COI disclosures described as available on request;
- ▶ Number of authors per paper providing a 'loogly' statement.

Data analysis

We assessed agreement between reviewers for inclusion of systematic reviews at the full-text screening stage using chance-corrected agreement (κ statistic).

For the included systematic reviews, we conducted descriptive analyses of the general characteristics of the systematic reviews, the characteristics of the reported funding of the systematic review, and the characteristics of the reported COI disclosures. We analysed the data combined as well as stratified by type of review (Cochrane vs non-Cochrane).

We tested the continuous variables for normality of distribution using the Kolmogorov-Smirnov test. We presented data of non-normally distributed variables as medians and quartiles. The distributions of COI-related variables were highly skewed, showing many papers with no authors reporting a COI and some papers with many authors reporting a COI. Therefore, we opted to present them for each type of COI in a tabular format as follows:

- ▶ The percentages of papers with at least one author reporting COI (denominator excluding papers that did not provide a COI statement);
- ▶ For papers with at least one author reporting the type of COI (denominator excluding papers that did not provide a COI statement and papers that reported absence of COI for all authors): the median and IQR of the percentages of authors per paper reporting COI.

We tested whether the differences between the Cochrane and non-Cochrane reviews for the percentage of papers with at least one author reporting COI were statistically significant.

We present results for categorical variables as frequencies and percentages, and analysed them using the χ^2 test or Fisher's exact test if the expected event number was <5 . We considered a $p < 0.05$ as statistically significant. We performed all calculations using SPSS, V.21.0 for Windows (SPSS, Chicago, Illinois, USA).

For each type of COI, we conducted a multiple logistic regression analysis using data from papers that reported authors' COI disclosures, 'having at least one author reporting the COI type' as the dependent variable. The independent variables were the characteristics of the systematic review and variables related to Journal COI policy.²⁷ The latter included the journal impact factor, the journal requirement for COI disclosure form and the journal requirement for disclosure of at least one non-financial COI. We tested the association of each candidate independent variable with the dependent variable and applied a univariable cut-off p value of 0.2 to include the variables in the model.

RESULTS

Out of 1438 citations identified by the search strategy, we included a total of 200 systematic reviews: 100 Cochrane and 100 non-Cochrane systematic reviews (figure 2). The agreement at the full-text screening stage was moderate ($\kappa=0.69$).

General characteristics of the systematic review

Table 1 presents the characteristics of the included systematic review papers, stratified by type of review (Cochrane vs non-Cochrane), with a p value for the test of difference between the two types. Cochrane reviews included fewer review authors and trial participants, and were more likely to use Cochrane risk of bias tool and the GRADE system to evaluate the quality of evidence by outcome.

Characteristics of the reported systematic review funding

Table 2 presents the characteristics of the reported review funding stratified by type of review. Twenty-two per cent of reviews did not report their funding source, with non-Cochrane reviews reporting it less frequently. When reported, the top funding source was governmental. Cochrane reviews more frequently reported internal sources of funding and were less likely to report the role of the funder. Only non-Cochrane reviews reported private for profit sources of funding.

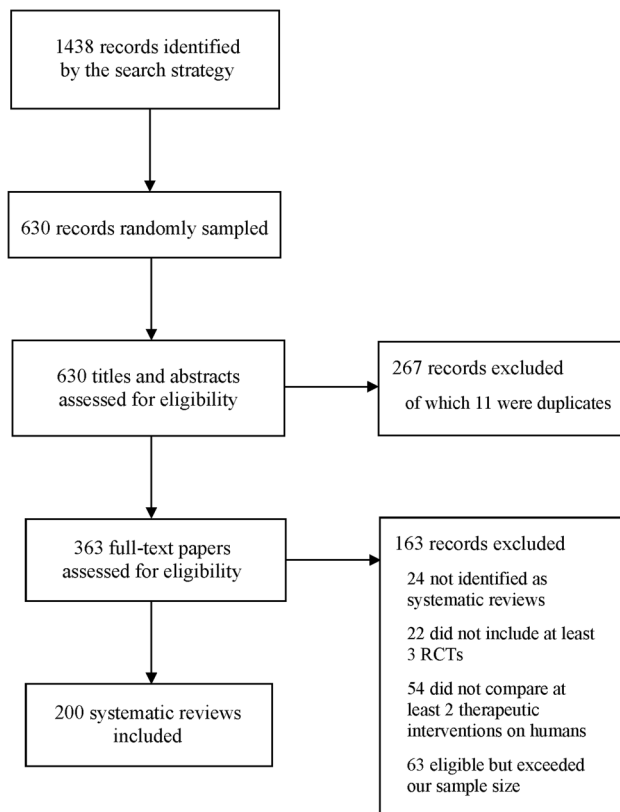


Figure 2 Study flow diagram. RCT, randomised controlled trial.

Characteristics of the reported COI disclosures

Table 3 presents the characteristics of the reported COI disclosures stratified by the type of systematic review. Overall, 100% and 94% of Cochrane and non-Cochrane reviews, respectively, reported authors' COI disclosures (difference statistically significant). Nine non-Cochrane reviews stated that COI disclosures are available on request; at our request, the corresponding authors for three of those reviews made those disclosures available, one in the form of a narrative statement and two as completed ICMJE forms.

Three non-Cochrane reviews made their COI disclosures available both as narrative statements in the main document and in accessible online ICMJE forms. Two of those reviews had more information on COI in the online document. Out of the three reviews whose disclosures were made available at our request, one review had more information on COI in the provided disclosures compared with disclosures published in the main document.

Different types of COI: Figure 3 displays the distributions of the percentages of authors per paper reporting the different types of COI. Table 4 presents the same distributions in the tabular format described in the Methods section. Of the 194 systematic reviews that provided COI disclosures, 41% had at least one author reporting any type of COI. Institutional COIs were generally less frequently reported than individual COIs. The least reported type of COI was individual professional (3%). The statistically significant differences for the stratified analysis showed that there were more Cochrane reviews, relative to non-Cochrane reviews, with at least one author reporting the following COIs: at least one type, individual intellectual and 'other types', in addition to providing with their COI disclosures an additional 'loogly' statement, claiming that a relationship is unrelated or non-influential.

Individual financial COI: Figure 4 displays the distributions of the percentages of authors per paper reporting the different subtypes of individual financial COI. Table 5 presents the same distributions in the tabular format described in the Methods section. The most frequently reported subtype was 'personal fees' (18%). There were no statistically significant differences for the stratified analysis (Cochrane reviews vs non-Cochrane reviews). Table 6 presents the characteristics of the individual financial COI reported in 60 systematic review papers. Source of COI was the most commonly reported characteristic (87%), particularly by non-Cochrane reviews. Monetary value of the COI was the least commonly reported characteristic (8%), particularly by Cochrane reviews.

Individual intellectual COI: Figure 5 displays the distributions of the percentages of authors per paper reporting the different subtypes of individual intellectual COI. Table 7 presents the same distributions in the tabular format described in the Methods section. The most frequently reported subtype was 'authorship of primary

Table 1 General characteristics of the included systematic reviews (N=200)

	Overall (N=200)	Cochrane (N=100)	Non-Cochrane (N=100)	p Value*
Number of systematic review authors; median (IQR)	5 (4–7)	5 (4–6)	6 (3–8)	0.018
Number of included trials; median (IQR)	7 (2–14)	7 (2–13)	7 (2–15)	0.220
Number of randomised participants reported by the included trials; median (IQR)	832 (222–2848)	800 (191–2294)	932 (261–4257)	0.158
Type of intervention				0.250
Pharmacological	98 (49%)	49 (49%)	49 (49%)	
Surgical/invasive procedure	55 (28%)	23 (23%)	32 (32%)	
Lifestyle intervention	12 (6%)	5 (5%)	7 (7%)	
Rehabilitation	7 (4%)	3 (3%)	4 (4%)	
Screening/diagnostic intervention	5 (3%)	4 (4%)	1 (1%)	
Psychotherapeutic intervention	13 (7%)	10 (10%)	3 (3%)	
Other	10 (5%)	6 (6%)	4 (4%)	
Type of control				0.001
Active control (as opposed to non-active control)	85 (43%)	31 (31%)	54 (54%)	
Tools used to evaluate risk of bias				<0.0001
Cochrane risk of bias tool	148 (74%)	98 (98%)	50 (50%)	
Revised Cochrane risk of bias tool	0 (0%)	0 (0%)	0 (0%)	
Jadad's scale	6 (3%)	0 (0%)	6 (6%)	
Other tool	17 (9%)	1 (1%)	16 (16%)	
Not done	29 (15%)	1 (1%)	28 (28%)	
Systems used to evaluate the quality of evidence by outcome				<0.0001
GRADE	79 (40%)	71 (71%)	8 (8%)	
Other system	7 (4%)	0 (0%)	7 (7%)	
Not done	114 (57%)	29 (29%)	85 (85%)	

*p Value for the difference between Cochrane and non-Cochrane systematic reviews.

Table 2 Characteristics of the reported review funding in Cochrane (N=100) and non-Cochrane (N=100) systematic reviews

	Overall N (%)	Cochrane n (%)	Non-Cochrane n (%)	p Value*
Funding				<0.0001
Not reported	44 (22%)	10 (10%)	34 (34%)	
Reported as not funded	25 (13%)	4 (4%)	21 (21%)	
Reported as funded	131 (66%)	86 (86%)	45 (45%)	
Source of funding (when reported as funded)†				<0.0001
Internally funded	68 (52%)	58 (67%)	10 (22%)	
Externally funded by				
Government	88 (67%)	54 (63%)	34 (76%)	0.140
Private for profit	3 (2%)	0 (0%)	3 (7%)	0.039
Private not for profit with evidence of support by private for profit that is a drug/device industry	3 (2%)	1 (1%)	2 (4%)	0.271
Private not for profit with evidence of support by private for profit that is not a drug/device industry	1 (1%)	1 (1%)	0 (0%)	1.000
Private not for profit with no evidence of support by private for profit	17 (13%)	12 (14%)	5 (11%)	0.646
Paper reported on the role of the funder‡	33 (25%)	11 (13%)	22 (49%)	<0.0001
Paper reported that the funder had no role in any part of the systematic review‡	27 (82%)	10 (91%)	17 (77%)	0.637

*p Value for the difference between Cochrane and non-Cochrane systematic reviews.

†Calculated using N=131 as the denominator in the overall group (86, 45 in the two respective subgroups), in reference to funded papers.

‡Calculated using N=33 as the denominator in the overall group (11, 22 in the two respective subgroups), in reference to funded papers that provided a statement reporting the role of the funder.

studies not included in the systematic review' (10%), particularly by Cochrane reviews. Table 8 presents the characteristics of the individual intellectual COI reported in 24 systematic review papers. Only Cochrane

reviews reported whether any type related to one of the products/interventions subject of the systematic review (63%), with a statistically significant difference compared with non-Cochrane reviews.

Table 3 Characteristics of the reported COI disclosures in Cochrane (N=100) and non-Cochrane (N=100) systematic reviews

	Overall N (%)	Cochrane n (%)	Non-Cochrane n (%)	p Value *
Papers that report authors' COI disclosures	194 (97%)	100 (100%)	94 (94%)	0.029
Form of COI disclosures†				
Provided as a narrative statement in the main document	193 (99%)	100 (100%)	93 (99%)	0.014
Provided in an online document that was accessible	4 (2%)‡	0 (0%)	4 (4%)	0.121
Provided in an online document that was not accessible	0 (0%)	0 (0%)	0 (0%)	NA
Available on request	9 (5%)	0 (0%)	9 (10%)	0.003

*p Value for the difference between Cochrane and non-Cochrane systematic reviews.

†Calculated using N=194 as the denominator in the overall group (100 and 94 in the two respective subgroups).

‡All four consisted of *ICMJJE uniform disclosure forms*.

COI, conflict of interest; ICMJE, International Committee of Medical Journal Editors; NA, not applicable.

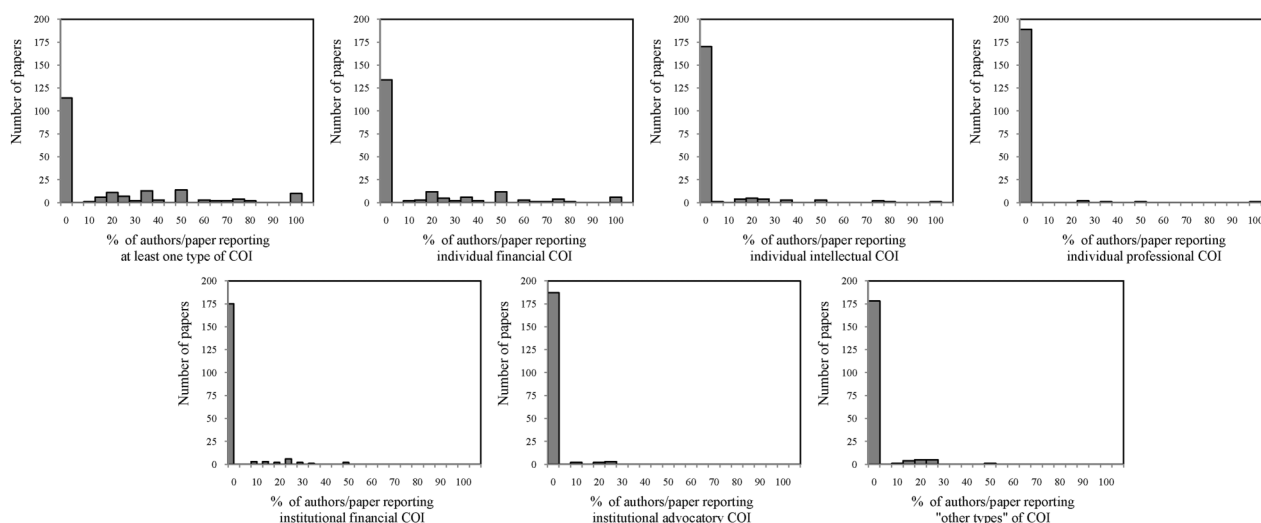


Figure 3 The distributions of the percentages of authors per paper reporting the different types of COI. COI, conflict of interest.

Table 4 Reporting of systematic review papers and systematic review authors of different types of COI, stratified by Cochrane (N=100), non-Cochrane (N=94) and overall (N=194)

Types of COI	Percentages of papers with at least one author reporting the type of COI; N (%)			Distributions of the percentages of authors per paper reporting COI*; median (IQR)		
	Overall	Cochrane	Non-Cochrane	Overall	Cochrane	Non-Cochrane
At least one type†	80 (41%)	49 (49%)	31 (33%)	35 (24–62)	33 (20–50)	50 (32–67)
Individual financial	60 (31%)	32 (32%)	28 (30%)	35 (20–59)	29 (20–50)	42 (27–62)
Individual professional	5 (3%)	5 (5%)	0 (0%)	33 (25–75)	33 (25–75)	NA
Individual intellectual‡	24 (12%)	19 (19%)	5 (5%)	25 (17–50)	25 (20–50)	14 (9–47)
Institutional financial	19 (10%)	7 (7%)	12 (13%)	25 (11–29)	25 (20–25)	23 (10–29)
Institutional advocacy	7 (4%)	5 (5%)	2 (2%)	20 (9–25)	22 (18–25)	‡
‘Other types’†	16 (8%)	12 (12%)	4 (4%)	20 (14–25)	20 (15–25)	19 (7–25)
Provided a ‘loogly statement’†	29 (15%)	24 (24%)	5 (5%)	33 (23–63)	42 (21–69)	29 (19–67)

*Calculated for systematic review papers with at least one author reporting the type of COI (ie, papers counted in the preceding column).

†p Value for the difference between Cochrane and non-Cochrane systematic reviews is statistically significant.

‡Authors of only two non-Cochrane reviews reported institutional advocacy COI, with the percentages being 5% and 9%. COI, conflict of interest; NA, not applicable.

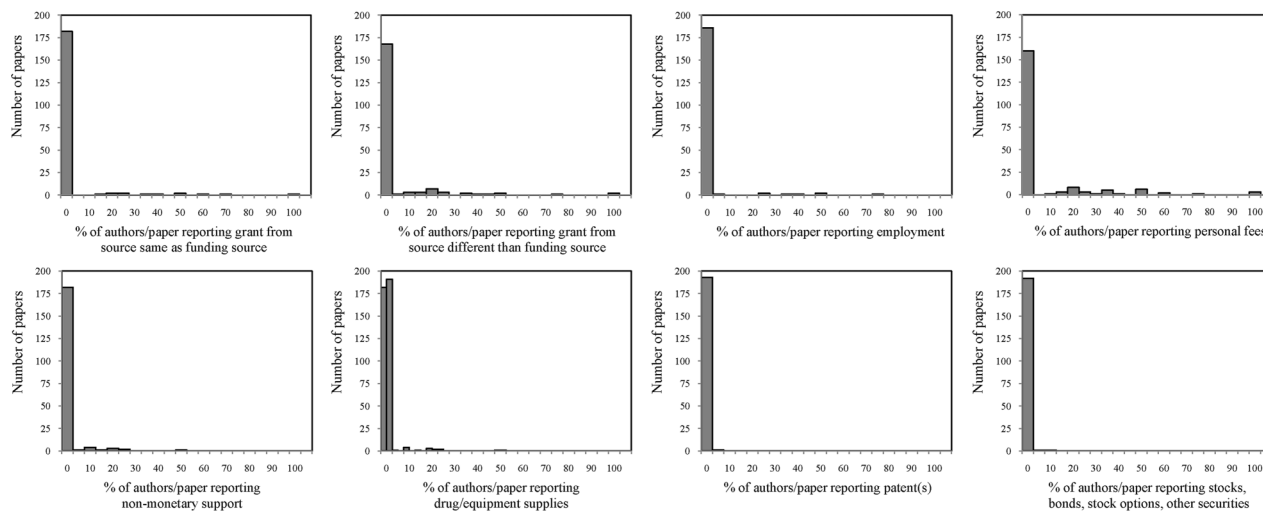


Figure 4 The distributions of the percentages of authors per paper reporting the different subtypes of individual financial conflict of interest.

Institutional financial COI: Table 9 presents the characteristics of the institutional financial COI reported in 19 systematic reviews. Source of COI was the most frequently reported characteristic (90%). All non-Cochrane reviews tend to always report the source of any financial COI (100%). None of the Cochrane reviews specified the monetary value or duration for this type of COI.

Results of logistic regression analyses

Online supplementary appendix 4 presents the details of the multiple logistic regression analyses. These analyses were based on data from papers that reported authors' COI disclosures (n=194). The statistically significant associations for the respective models (ie, respective types of COI) were as follows:

- ▶ Having at least one author reporting at least one type of COI: journal impact factor (OR=1.16; 95% CI 1.04 to 1.28).
- ▶ Having at least one author reporting individual financial COI: journal impact factor (OR=1.14; 95% CI 1.04 to 1.25); and type of intervention being pharmacological (reference category being non-pharmacological; OR=2.02; 95% CI 1.04 to 3.91).
- ▶ Having at least one author reporting individual intellectual COI: no statistically significant associations.
- ▶ Having at least one author reporting institutional financial COI: journal impact factor (OR=1.09; 95% CI 1.00 to 1.18).

We did not conduct regression analyses for the variables 'individual professional COI' and 'institutional advocacy COI' due to the low number of papers that reported these COIs (n=5 and 7, respectively).

Table 5 Reporting of systematic review papers and systematic review authors of different subtypes of individual financial COI, stratified by Cochrane (N=100), non-Cochrane (N=94) and overall (N=194)

	Percentages of papers with at least one author reporting the type of COI; N (%)			Distributions of the percentages of authors per paper reporting COI*; median (IQR)		
	Overall	Cochrane	Non-Cochrane	Overall	Cochrane	Non-Cochrane
Subtypes of individual financial COI	60 (31%)	32 (32%)	28 (30%)	35 (20–59)	29 (20–50)	42 (27–62)
Grant from source(s) same as funding source(s)	12 (6%)	7 (7%)	5 (5%)	35 (21–54)	25 (20–50)	50 (35–61)
Grant from source(s) different from funding source(s)	26 (13%)	10 (10%)	16 (17%)	26 (13–39)	25 (19–81)	16 (10–36)
Employment	8 (4%)	6 (6%)	2 (2%)	37 (25–50)	42 (25–56)	NA
Personal fees (other than employment)	34 (18%)	14 (14%)	20 (21%)	32 (17–50)	23 (17–38)	35 (21–54)
Non-monetary support	12 (6%)	4 (4%)	8 (9%)	5 (7–24)	23 (18–25)	9 (6–16)
Drug/equipment supplies	3 (2%)	3 (3%)	0 (0%)	NA	NA	NA
Patent(s)	1 (1%)	0 (0%)	1 (1%)	NA	NA	NA
Stocks, bonds, stock options, other securities (eg, equity)	2 (1%)	0 (0%)	2 (2%)	NA	NA	NA
'Other subtypes'	1 (1%)	0 (0%)	1 (1%)	NA	NA	NA

When not applicable, this is due to small numbers or due to cells with a value of zero.

*Calculated for systematic review papers with at least one author reporting the type of individual financial COI (ie, papers counted in the preceding column).

COI, conflict of interest; NA, not applicable.

Table 6 Characteristics of the reported individual financial conflict of interest (COI) of systematic review papers stratified by Cochrane (N=32), non-Cochrane (N=28) and overall (N=60)

	Overall N (%)	Cochrane n (%)	Non-Cochrane n (%)	p Value*
Percentage of disclosures that specify the following characteristics of the individual financial COI				
Source	52 (87%)	24 (75%)	28 (100%)	0.005
Specify that a source produces one of the products subject of the SR†	4 (8%)	4 (17%)	0 (0%)	0.039
Specify that a source produces products not subject of the SR but under the same therapeutic area‡	2 (4%)	1 (4%)	1 (4%)	1.000
Monetary value	5 (8%)	0 (0%)	5 (18%)	0.018
Duration	11 (18%)	4 (13%)	7 (25%)	0.212
During conduct of the study‡	8 (72%)	1 (25%)	7 (100%)	0.024
1 year‡	0 (0%)	0 (0%)	0 (0%)	
2 years‡	1 (9%)	1 (25%)	0 (0%)	
3 years‡	0 (0%)	0 (0%)	0 (0%)	
4 years‡	1 (9%)	1 (25%)	0 (0%)	
5 years‡	0 (0%)	0 (0%)	0 (0%)	
More than 5 years‡	1 (9%)	1 (25%)	0 (0%)	

*p Value for the difference between Cochrane and non-Cochrane systematic reviews.

†Calculated using N=52 as the denominator in the overall group (24 and 28 in the two respective subgroups).

‡Calculated using N=11 as the denominator in the overall group (4 and 7 in the two respective subgroups).

SR, systematic review.

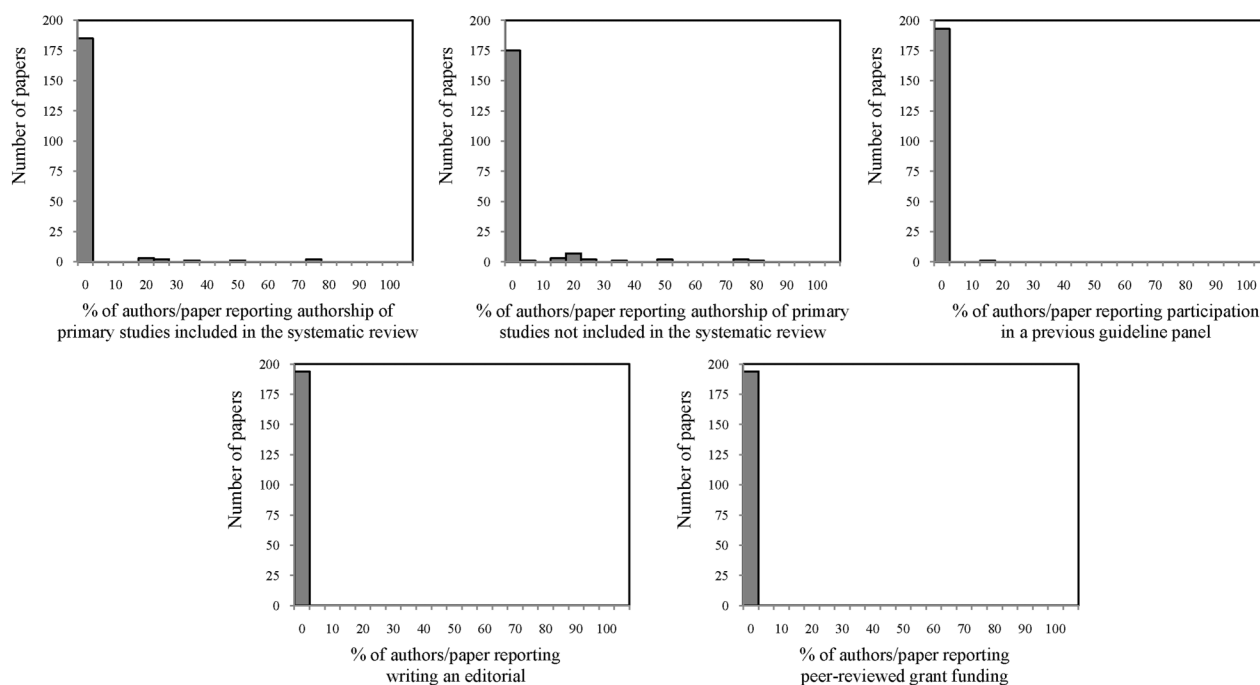


Figure 5 The distributions of the percentages of authors per paper reporting the different subtypes of individual intellectual conflict of interest.

DISCUSSION

Summary of findings

The vast majority of systematic reviews report authors' COI disclosures, typically in the main document, and in a few cases either online or on request. Forty-one per cent of reviews had at least one author reporting any type of COI (with a higher percentage for Cochrane reviews). Institutional COIs were generally less frequently reported than individual COIs; non-financial COIs were generally less frequently reported than

financial COIs; and Cochrane reviews were more likely to report individual intellectual COI compared with non-Cochrane reviews. We found variability in the reporting of the different types and characteristics of COI (eg, source, monetary value, duration).

Comparison to similar studies

The chart in [table 10](#) compares the current study to five other methodological surveys of COI of authors of systematic reviews. In brief, our review was not restricted to

Table 7 Reporting of systematic review papers and systematic review authors of different subtypes of individual intellectual COI, stratified by Cochrane (N=100), non-Cochrane (N=94) and overall (N=194)

	Percentages of papers with at least one author reporting the type of COI; N (%)			Distributions of the percentages of authors per paper reporting COI*; median (IQR)		
	Overall	Cochrane	Non-Cochrane	Overall	Cochrane	Non-Cochrane
Subtypes of individual intellectual COI	24 (12%)	19 (19%)	5 (5%)	25 (17–50)	25 (20–50)	14 (9–47)
Authorship of primary studies included in the SR†	9 (5%)	9 (9%)	0 (0%)	25 (17–63)	25 (17–63)	NA
Authorship of primary studies not included in the SR†	19 (10%)	15 (15%)	4 (4%)	20 (17–50)	20 (17–50)	13 (7–64)
Participation in a previous guideline panel	1 (1%)	0 (0%)	1 (1%)	NA	NA	NA
Writing an editorial	0 (0%)	0 (0%)	0 (0%)	NA	NA	NA
Peer-reviewed grant funding	0 (0%)	0 (0%)	0 (0%)	NA	NA	NA

*Calculated for systematic review papers with at least one author reporting the type of individual intellectual COI (ie, papers counted in the preceding column).

†p Value for the difference between Cochrane and non-Cochrane systematic reviews is statistically significant.
COI, conflict of interest; NA, not applicable; SR, systematic review.

Table 8 Characteristics of the reported individual intellectual conflict of interest (COI) of systematic review papers stratified by Cochrane (N=19), non-Cochrane (N=5) and overall (N=24)

	Overall N (%)	Cochrane SR n (%)	Non-Cochrane SR n (%)	p Value*
Percentage of disclosures that specify the following characteristics of the individual intellectual COI				
If any type relates to one of the products/interventions subject of the SR	12 (50%)	12 (63%)	0 (0%)	0.037
If any type relates to products/interventions not subject of the SR but under the same therapeutic area	7 (29%)	4 (21%)	3 (60%)	0.126

*p Value for the difference between Cochrane and non-Cochrane systematic reviews.
SR, systematic review.

Table 9 Characteristics of the reported institutional financial COI of systematic review papers stratified by Cochrane (N=7), non-Cochrane (N=12) and overall (N=19)

	Overall N (%)	Cochrane n (%)	Non-Cochrane n (%)	p Value*
Percentage of disclosures that specify the following characteristics of the institutional financial COI				
Source	17 (90%)	5 (71%)	12 (100%)	0.123
Specify that a source produces one of the products subject of the SR†	1 (6%)	1 (20%)	0 (0%)	0.294
Specify that a source produces products not subject of the SR but under the same therapeutic area‡	0 (0%)	0 (0%)	0 (0%)	NA
Monetary value	1 (5%)	0 (0%)	1 (8%)	1.000
Duration	3 (16%)	0 (0%)	3 (25%)	0.263
During conduct of the study‡	3 (100%)	NA	3 (100%)	NA
1 year‡	0 (0%)		0 (0%)	
2 years‡	0 (0%)		0 (0%)	
3 years‡	0 (0%)		0 (0%)	
4 years‡	0 (0%)		0 (0%)	
5 years‡	0 (0%)		0 (0%)	
More than 5 years‡	0 (0%)		0 (0%)	

*p Value for the difference between Cochrane and non-Cochrane systematic reviews.

†Calculated using N=17 as the denominator in the overall group (5 and 12 in the two respective subgroups).

‡Calculated using N=3 as the denominator in the overall group (0 and 3 in the two respective subgroups).

COI, conflict of interest; NA, not applicable; SR, systematic review.

a specific topic, included the highest number of papers and both Cochrane and non-Cochrane reviews, making it the most representative. In addition, it is the only review that included non-financial and institutional COI.

Beyari *et al.*²⁸ found that 39% of systematic reviews provided a COI disclosure, whereas we found that 94% of non-Cochrane systematic reviews reported authors' COI disclosures. Four other surveys assessed financial but not

**Table 10** Comparative chart including five related methodological surveys of conflicts of interest (COI) of authors of systematic reviews

Survey	Eligibility criteria	Number of included systematic reviews	Year of systematic review publication	Types of COI	Main findings
Beyari <i>et al</i> ²⁸	Papers on dental therapy (excluded Cochrane reviews)	129	2000–2012	Potential COI (does not specify types)	39% reported presence or absence of COI
Forbes ²⁹	Vascular surgery journals on three specific surgical procedures	66	2008–2009	Financial COI	17% reported a financial COI
Bes-Rastrollo <i>et al</i> ¹⁸	Papers on sugar-sweetened beverages as a risk for weight gain or obesity	17	2006–2013	Financial COI	35% reported COI with industry; 65% reported no COI with industry or did not report COI
Dunn <i>et al</i> ¹⁹	Papers on neuraminidase inhibitors	26	2006–2014	Financial COI	27% reported a financial COI
Ebrahim <i>et al</i> ²⁰	Papers on antidepressants	185	2007–2014	Employment, or any support from industry	65% reported authors' COI with a for-profit organisation
Current survey	Was not restricted to a specific topic; included both Cochrane and non-Cochrane reviews	200	2015	Individual financial, professional and intellectual COI; institutional, financial and advocacy COI	97% reported presence or absence of any type of COI; 31% reported individual financial COI

other types of COI. Forbes,²⁹ Dunn *et al*,¹⁹ Bes-Rastrollo *et al*¹⁸ and Ebrahim *et al*²⁰ found that 17%, 27%, 35% and 65%, respectively, of systematic reviews reported individual financial COI. In our study, we found that 31% of systematic reviews reported individual financial COI. Although it is hard to discern any time trends, the variability in results can be attributed to differences in the areas and topics assessed in the different surveys.

A 2014 study found 'substantial variability' in the reporting of COI in meta-analyses published in dentistry journals.²⁸ We found similar evidence during our thorough evaluation of the reported COI in the included systematic reviews and meta-analyses published in medical journals. This supports the fact that more stringent regulations on the reporting of COI ought to be adopted by all health-related journals. Such regulations in turn help set standardised systems for reporting and managing COI, two processes that at present seem to lack rigour and remain as sources of confusion to societies and academic investigators.^{8 30}

The variability in reporting of COIs in medical journals may hinder the ability of readers to adequately judge those COIs and their implications. Indeed, as shown in previous experiments, a standard consistent section would aid readers in their perceptions of authors' COI disclosures and the reliability of articles.^{31 32} A paper by Maharaj³³ discusses a method for scoring financial COI; such scoring scales could aid in adding more integrity to medical research, as well as minimising influence of

possibly biased results on decision-making by patients, clinicians and policymakers.

This study assessed disclosed COI but did not verify the accuracy of these disclosures. The US Sunshine Act Open Payments database and the Danish Health and Medicines Authority public disclosure database could be very helpful in undertaking such verification.^{34 35} Unfortunately, such databases are not common, and the task of verification remains challenging and lacks valid tools and methodologies.

Reporting of COI

We found a positive association between reporting COI and journal impact factor. We did not identify any previously published study showing a similar association. One explanation of this association is that journals with higher impact factors are more likely to have disclosure policies. Indeed, two studies found that journals with high impact factors are more likely to have published policies for reporting COI.^{10 36} Another explanation of association is that studies that get published in higher impact journals tend to have more COI. The finding of a positive association between reporting individual financial COI and pharmacological intervention might reflect higher efforts by the pharmaceutical industry to partner with systematic reviewers.

Reporting of the review funding

We found that Cochrane reviews were more likely to report being funded compared with non-Cochrane

reviews (86% vs 45%). However, this might be an over-estimation because the source of funding in Cochrane reviews need to be inferred from the section on 'source of support', which might report on non-funding type of support. Indeed, Cochrane reviews were more likely to report receiving internal funding. It is quite likely that Cochrane reviewers include under 'internal source of support' relationships that might not be typically considered as a source of funding. On the other hand, Cochrane reviews were less likely to report on the role of the funder. For these reasons, the Cochrane Collaboration needs to consider a more explicit and specific system for reporting of funding sources.

Strengths and limitations

This is the first methodological survey of a large and representative sample of systematic reviews evaluating how frequently they report their authors' COI, and the types of those COIs. We used a comprehensive framework of COI that allowed us to assess different types of COIs, including non-financial COI. An additional strength is the use of systematic and transparent methods, for example, duplicate and independent processes in screening and data collection.

Although we included a widely representative sample of systematic reviews, it was limited to the clinical field. Thus, our results may not apply to other fields such as health policy. Also, we only describe the COI reported by authors of the systematic reviews. Indeed, authors may not accurately report their COI, or the journal requirements for COI disclosure may be limited.^{37 38}

Implications for practice

Given the variability in the reporting of COI in systematic reviews, particularly non-Cochrane reviews, medical journals need to ensure the presence and implementation of COI disclosure policies. In addition, those policies need to better address institutional COIs and non-financial COIs such as professional and intellectual COIs. COI disclosures should also better report COI characteristics such as source, monetary value, duration and how they relate to the product subject of the paper.

Implications for future research

Assessment of the reporting of COI by authors of other types of publications (eg, randomised controlled trials) and in other fields (eg, policymaking) remains to be undertaken. Assessments in different areas may help to refine and validate our proposed COI framework. In addition, it would be important to explore whether the few proposed types of non-financial relationships actually introduce COI, that is, bias judgements. Additionally, there is a need for development of methods to allow checking and verifying the accuracy of COI disclosures.

Author affiliations

¹Clinical Research Institute, American University of Beirut Medical Center, Beirut, Lebanon

²Department of Epidemiology and Population Health, American University of Beirut, Beirut, Lebanon

³Faculty of Medicine, American University of Beirut, Beirut, Lebanon

⁴State University of New York at Buffalo, New York, USA

⁵Pharmaceutical Science Master Course, University of Sorocaba, São Paulo, Brazil

⁶Faculty of Medicine, University of Toronto, Toronto, Ontario, Canada

⁷Department of Clinical Epidemiology and Biostatistics, McMaster University, Hamilton, Ontario, Canada

⁸Department of Medicine, American University of Beirut Medical Center, Beirut, Lebanon

Acknowledgements The authors thank Lara A Kahale and Paul S Ramia for technical support.

Contributors EAA and GG conceived the study. EAA, GG and MBH designed the study. MBH coordinated the study throughout. EAA had full access to all of the data in the study and takes responsibility for the integrity of the data and the accuracy of the data analysis. MBH, SA and EAA screened papers for inclusion. MBH, MA-G, EAA-J, SA, DJH, LCL and AA acquired the data. MBH and EAA analysed and interpreted the data. MBH wrote the first draft of the manuscript with EAA. All authors critically revised the manuscript and approved the final version. The lead author EAA affirms that this manuscript is an honest, accurate and transparent account of the study being reported; that no important aspects of the study have been omitted; and that any discrepancies from the study as planned have been explained.

Funding This project was funded by the American University of Beirut Faculty of Medicine's Medical Practice Plan (MPP) funds. The authors and their contributions to the manuscript are independent from the funder.

Competing interests EAA and GG are authors of a number of published papers on conflicts of interest, including non-financial conflicts of interest. All other authors declare no conflicts of interest.

Provenance and peer review Not commissioned; externally peer reviewed.

Data sharing statement No additional data are available.

Open Access This is an Open Access article distributed in accordance with the Creative Commons Attribution Non Commercial (CC BY-NC 4.0) license, which permits others to distribute, remix, adapt, build upon this work non-commercially, and license their derivative works on different terms, provided the original work is properly cited and the use is non-commercial. See: <http://creativecommons.org/licenses/by-nc/4.0/>

REFERENCES

- Graham R, Mancher M, Miller Wolman D, *et al*. *Clinical practice guidelines we can trust*. Washington DC: National Academies Press (US); 2011.
- Blum JA, Freeman K, Dart RC, *et al*. Requirements and definitions in conflict of interest policies of medical journals. *JAMA* 2009;302:2230–4.
- Jacobs AK, Lindsay BD, Bellande BJ, *et al*. Task force 3: disclosure of relationships with commercial interests: policy for educational activities and publications. *J Am Coll Cardiol* 2004;44:1736–40.
- Schunemann HJ, Osborne M, Moss J, *et al*. An official American Thoracic Society Policy statement: managing conflict of interest in professional societies. *Am J Respir Crit Care Med* 2009;180:564–80.
- Akl EA, El-Hachem P, Abou-Haidar H, *et al*. Considering intellectual, in addition to financial, conflicts of interest proved important in a clinical practice guideline: a descriptive study. *J Clin Epidemiol* 2014;67:1222–8.
- Viswanathan M, Carey TS, Belinson SE, *et al*. A proposed approach may help systematic reviews retain needed expertise while minimizing bias from nonfinancial conflicts of interest. *J Clin Epidemiol* 2014;67:1229–38.
- Schunemann HJ, Al-Ansary LA, Forland F, *et al*. Guidelines international network: principles for disclosure of interests and management of conflicts in guidelines. *Ann Intern Med* 2015;163:548–53.
- Graham T, Alderson P, Stokes T. Managing conflicts of interest in the UK National Institute for Health and Care Excellence (NICE) clinical guidelines programme: qualitative study. *PLoS ONE* 2015;10:e0122313.

9. Iqbal SA, Wallach JD, Khoury MJ, *et al*. Reproducible research practices and transparency across the biomedical literature. *PLoS Biol* 2016;14:e1002333
10. Probst P, Huttner FJ, Klaiber U, *et al*. Thirty years of disclosure of conflict of interest in surgery journals. *Surgery* 2015;157:627–33.
11. Meslin EM, Rager JB, Schwartz PH, *et al*. Benchmarks for ethically credible partnerships between industry and academic health centers: beyond disclosure of financial conflicts of interest. *Clin Transl Med* 2015;4:36.
12. Guyatt G, Akl EA, Hirsh J, *et al*. The vexing problem of guidelines and conflict of interest: a potential solution. *Ann Intern Med* 2010;152:738–41.
13. World Association of Medical Editors. Conflict of Interest in Peer-Reviewed Medical Journals. Secondary Conflict of Interest in Peer-Reviewed Medical Journals 25 July 2009. <http://www.wame.org/about/conflict-of-interest-in-peer-reviewed-medical>
14. Andrews J, Guyatt G, Oxman AD, *et al*. GRADE guidelines: 14. Going from evidence to recommendations: the significance and presentation of recommendations. *J Clin Epidemiol* 2013;66:719–25.
15. Antman EM, Lau J, Kupelnick B, *et al*. A comparison of results of meta-analyses of randomized control trials and recommendations of clinical experts. Treatments for myocardial infarction. *JAMA* 1992;268:240–8.
16. Oxman AD, Guyatt GH. The science of reviewing research. *Ann NY Acad Sci* 1993;703:125–33; discussion 33–4.
17. Borenstein M, Hedges LV, Higgins JP, *et al*. A basic introduction to fixed-effect and random-effects models for meta-analysis. *Res Synth Methods* 2010;1:97–111.
18. Bes-Rastrollo M, Schulze MB, Ruiz-Canela M, *et al*. Financial conflicts of interest and reporting bias regarding the association between sugar-sweetened beverages and weight gain: a systematic review of systematic reviews. *PLoS Med* 2013;10:e1001578; discussion e78.
19. Dunn AG, Arachi D, Hudgins J, *et al*. Financial conflicts of interest and conclusions about neuraminidase inhibitors for influenza: an analysis of systematic reviews. *Ann Intern Med* 2014;161:513–18.
20. Ebrahim S, Bance S, Athale A, *et al*. Meta-analyses with industry involvement are massively published and report no caveats for antidepressants. *J Clin Epidemiol* 2015;70:155–63.
21. Jorgensen AW, Hilden J, Gotzsche PC. Cochrane reviews compared with industry supported meta-analyses and other meta-analyses of the same drugs: systematic review. *BMJ* 2006;333:782.
22. Report to the President and the Congress on Comparative Effectiveness Research. U.S. Department of Health & Human Services. Secondary Report to the President and the Congress on Comparative Effectiveness Research. U.S. Department of Health & Human Services. <http://web.archive.org/web/20130926130422/http://www.hhs.gov/recovery/programs/cer/cerannualrpt.pdf>
23. Glaser BE, Bero LA. Attitudes of academic and clinical researchers toward financial ties in research: a systematic review. *Sci Eng Ethics* 2005;11:553–73.
24. International Committee of Medical Journal Editors. Uniform requirements for manuscripts submitted to biomedical journals. Secondary Uniform requirements for manuscripts submitted to biomedical journals December, 2015. http://www.icmje.org/coi_disclosure.pdf
25. Moher D, Liberati A, Tetzlaff J, *et al*. Preferred reporting items for systematic reviews and meta-analyses: the PRISMA Statement. *Open Med* 2009;3:e123–30.
26. Harris PA, Taylor R, Thielke R, *et al*. Research electronic data capture (REDCap)—a metadata-driven methodology and workflow process for providing translational research informatics support. *J Biomed Inform* 2009;42:377–81.
27. Shawwa K, Kallas R, Koujanian S, *et al*. Requirements of clinical journals for authors' disclosure of financial and non-financial conflicts of interest: a cross sectional study. *PLoS ONE* 2016;11:e0152301.
28. Beyari MM, Strain D, Li CS, *et al*. Conflict of interest reporting in dentistry meta-analyses: a systematic review. *J Clin Exp Dent* 2014;6:e280–5.
29. Forbes TL. Author disclosure of conflict of interest in vascular surgery journals. *J Vasc Surg* 2011;54(3 Suppl):55S–8S.
30. Kojima T, Green J, Barron JP. Conflict-of-interest disclosure at medical journals in Japan: a nationwide survey of the practices of journal secretariats. *BMJ Open* 2015;5:e007957.
31. Chaudhry S, Schroter S, Smith R, *et al*. Does declaration of competing interests affect readers' perceptions? A randomised trial. *BMJ* 2002;325:1391–2.
32. Schroter S, Morris J, Chaudhry S, *et al*. Does the type of competing interest statement affect readers' perceptions of the credibility of research? Randomised trial. *BMJ* 2004;328:742–3.
33. Maharaj SV. A new method for scoring financial conflicts of interest. *Int J Occup Environ Health* 2015;21:49–52.
34. The Danish Medicines Agency. List of Permissions Granted to Physicians and Dentists Affiliated with Pharmaceutical Companies. Secondary List of Permissions Granted to Physicians and Dentists Affiliated with Pharmaceutical Companies. <http://ext.laegemiddelstyrelsen.dk/tilladelselaegertandlaeger/ListeOverTilladelserForLaegerOgTandlaegerUnderDeGamleRegler.asp?vis=hele>
35. Centers for Medicare & Medicaid Services. Open Payments. Secondary Open Payments 2014. <https://www.cms.gov/openpayments/>
36. Ancker JS, Flanagan A. A comparison of conflict of interest policies at peer-reviewed journals in different scientific disciplines. *Sci Eng Ethics* 2007;13:147–57.
37. Bhattacharyya N, Lin HW. Prevalence and reliability of self-reported authorship disclosures in Otolaryngology-Head and Neck Surgery. *Otolaryngol Head Neck Surg* 2009;141:311–15.
38. Okike K, Koehler MS, Wei EX, *et al*. Accuracy of conflict-of-interest disclosures reported by physicians. *N Engl J Med* 2009;361:1466–74. <http://dx.doi.org/10.1056/NEJMsa0807160>