



2021 AG Goals

MGA Reps


Objective 1: Engagement and Training



Develop and deliver accessible training/best practices for YPs across the organization



Support AG formations



Support MGA Reps and YP Region Coordinators in efforts to mobilize AGs (encourage attendance)

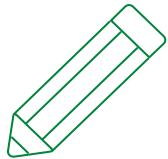
Objective 2: Events and Officers



Encourage event collaboration between AGs, Chapters/Societies/Councils, and other OUs



Ensure all AG events are filed in vTools for visibility and reporting




Increase the amount of AGs eligible for rebates by reporting events and officers



Improve the distribution of funding by Region

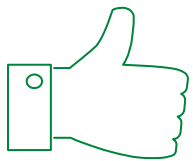
Objective 3: Marketing and Communications



Capture the stories for placement in appropriate outreach channels

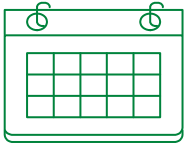


Enhance the volunteer experience and recognition vehicles for leaders and event organizers




Leverage aliases, communities, and wiki to connect Section, Region, AG, Branch, Chapter, Society, Council, and other OUs

Objective 4: Operations and Logistics (Staff)



Support operation logistics



Assist sub-teams



Manage OpenWater administration and funding transfers



Ensure high quality volunteer experience through exceptional customer service

Events Reported by YP Affinity Groups in 2020

Region	# of Events Reported	# of AGs	Amount of YPs
1	33	12	2,372
2	11	8	2,019
3	71	12	1,736
4	42	16	1,894
5	31	11	1,743
6	64	21	4,800

(These statistics include all events, whether the event was funded by YP or not)

Events Reported by YP Affinity Groups in 2020

Region	# of Events Reported	# of AGs	Amount of YPs
7	90	18	2,872
8	282	54	15,115
9	158	32	2,340
10	448	43	20,825

(These statistics include all events, whether the event was funded by YP or not)

YP AG Reported Officers

There are **228 YP AGs**

173 AGs (75.88%) reported a Chair - **Goal: 80%**

107 AGs (46.93%) reported a Vice Chair - **Goal: 50%**

70 AGs (30.70%) reported a Secretary - **Goal: 35%**

70 AGs (30.70%) reported a Treasurer - **Goal: 35%**

IEEE Sections

Region	# of Sections	Sections that have AGs	Sections that do not have AGs
1	22	12	10
2	20	8	12
3	41	12	29
4	23	16	7
5	27	11	16
6	34	21	23
7	21	18	3
8	64	54	10
9	38	32	6
10	61	43	18