

## ESTABLISHMENT AND USABILITY EVALUATION OF AN INTERACTIVE AR LEARNING SYSTEM ON CONSERVATION OF FISH

<sup>1</sup>Hao-Chiang Koong Lin, <sup>1</sup>Min-Chai Hsieh\*, <sup>1</sup>Cheng-Hung Wang, <sup>1</sup>Zong-Yuan Sie, <sup>2</sup>Shei-Hsi Chang

<sup>1</sup>Department of Information and Learning Technology,

National University of Tainan

No.33, Sec. 2, Shu-Lin St., Tainan, Taiwan

<sup>2</sup>Department Information Communication,

Kun Shan University

No. 949, Dawan Rd., Yongkang Dist., Tainan, Taiwan

Email: \*shiehminchai@gmail.com

### ABSTRACT

In this study, we develop an interactive AR Learning System based on Augmented Reality and interactive touch-screen. The learning content knowledge is about conservation of fish in Taiwan. The system combines the game by the concept of AR book which allows children to learn about the importance of conservation of fish. A mechanism is designed to verify whether the game based on AR book well delivers the educational messages. The whole mechanism is an interactive game using touch screen to interact with the rod as a tool to get rid of the shackles of keyboard and mouse. It provides a more realistic interaction. The evaluation results show that the interactive AR Learning System has positive usability.

### INTRODUCTION

The concept of conservation is popular presently in Taiwan. Therefore, we must come to understand and learn about the basic information of fish. There are six kinds of Taiwan endemic species fish which have been extinct and nine kinds of endangered Taiwan endemic species fish (Baskin, 1994; Wang, 1999). The cause of impacts includes ecological changes in habitat, alien species invasion, river fish poisoning and electrocute, and so on. The rivers have been serious polluted and damaged by human's illegal hunting, abandon alien species, land development without planning, and so on. It causes endanger of Taiwan endemic species of freshwater fish. Conservation of fish is the responsibility of all people. The river conservation action must be taken from daily life.

Augmented reality (AR) has been increasingly applied in various fields. Many studies use augmented reality in the design of instructional systems for investigating issues such as learning stimulus, motivation and achievement. We develop a conservation species learning system through the AR technology. In AR, through the combination of virtual objects and real scenes, learners are able to interact with virtual fishes, getting the sense of excitement to improve their learning effects and interests.

### LITERATURE REVIEW

#### Augmented Reality

AR is a new technique of the computer vision application used to facilitate interaction in the digital arts. Recently, many scholars and institutes have conducted research examining AR, which is also called Mixed Reality (MR) given that it is an extension of Virtual Reality (VR). Using computer graphics, VR can simulate objects in the real world and create an environment in which people can interact with the simulated objects. AR is the image, object, or scene that is generated by a computer to blend with the real environment to enhance the visual experience. To summarize, AR adds virtual objects to the real environment. AR technology must possess three characteristics: the combination of virtual objects and the real world, real-time interaction, and the representation of 3D space.

Milgram and Kishino (1994) treat the real environment and the virtual environment as a continuum, as shown in Figure 1. The real environment is on the left end and the virtual environment is on the right end. VR typically replaces the real world, whereas AR augments the virtual images produced by the computer with objects from the real environment. Presently, AR is applied extensively in the fields of education, medical technology, military training, engineering, industrial design, arts, and entertainment (Azuma, 1997; Azuma, et al., 2001).

AR combines virtual objects with the real environment and displays the virtual objects generated by computers to users. Milgram and Kishino (1994) define two ways of displaying AR: See-Through AR and Monitor-Based AR. In See-Through AR, the users can see the surrounding environment through a monitor that also displays the virtual image. Accordingly, the effect of the augmented environment is strongest with See-through AR. In Monitor-Based AR, a computer combines images captured by a webcam with virtual images. The final image

after this combination is displayed on a Head-Mounted Display (HMD) or on a computer monitor. HMDs are either pure or equipped with a small webcam. The former system is small and can be equipped with a head-mounted tracking instrument that tracks the viewing angle and the direction the user's head is facing. This pure HMD is more suitable for research and for the application of AR. The HMD with a small webcam has an immersion effect (Hsieh & Lin, 2009; Hsieh & Lin, 2010; Hsieh, et al., 2010).

Now, plenty of scholars apply AR to education, Dünser and Hornecker (Dünser & Hornecker, 2007) observes the condition of students' reading AR textbooks, and further probes into how students from 6 to 7 years old operate the novel interactive teaching media. When students use paddle to interact with the AR textbook, the monitor will display text, sound, avatar etc. related to AR textbooks. The main focus is on that we can observe students' reaction while they are using touchable interactive interface. Liarokapis et al. (Liarokapis et al., 2002) propose a Multimedia Augmented Reality Interface (MARIE) E-Learning, applied to engineering education, in order to enhance traditional teaching and learning methods. The AR system uses virtual multimedia to interact with users and is fitting for the tabletop environment. MagicBook (Billinghurst et al., 2001) exploits AR to design a set of books for user to read. It is like a normal paper book, but specially, the content in the book is made up of 3D animation, presented by AR, which shows the information from the book. A book is a real object while its content is a virtual object. Therefore, users can use handheld HMD to experience the AR scene in Magic Book. This reading method can help users turn their imaginary world into reality and then inspire more imagination in reading.

### **Touch Screen Technology**

There are several types of touch screens: resistive touch screen, capacitive touch screen, SAW touch screen, optical touch screen, and electromagnetic digitizer. In this study, we use optical touch screen as system interactive interface. The comparison of touch screens is to be delivered in the subsequent section (Sears, 1991; GTouch Groovy Technology, 2011).

Resistive touch screen and capacitive touch screen: The advantages include fast response and high accuracy of recognition. But, its reflectance is higher and the material fatigue easily. Therefore, it cannot last long life to use. Capacitive touch screens are specifically designed to improve the shortcoming of low scratch resistance with resistive touch panels.

Optical touch screen and SAW touch screen: Such kinds of screens can be easily installed and are not affected by the panel size, but it is non-linear combination of distortion. Hence, the software must calibrate so that the response speed is slower. SAW touch screen technology overcomes the flaws in capacitive touch screens that are susceptible to interfere by signal noise and static electricity.

Electromagnetic digitizer: Electromagnetic digitizer operates based on electromagnetic sensing; it involves the use of an electromagnetic pen that functions as a signal transmitter while the electromagnetic board acts as a receiver. It is stable, reliable, high-accuracy rate, low reflectivity, locating accuracy, and movement sensitivity. It belongs to a kind of linear structure of the touch panel.

### **System Development**

Augmented reality enables users to see the real world with virtual objects superimposed upon it. In this study, we develop an Interactive Augmented Reality Learning System (IARLS). The system is divided into two parts: hardware and software. In the hardware the touch screen is used and in the software Virtools Dev 4.0 and 3D Max 9 are used. As to the implementation of augmented reality, we combine ARToolKit and Virtools. Figure 1 shows the system development tools.

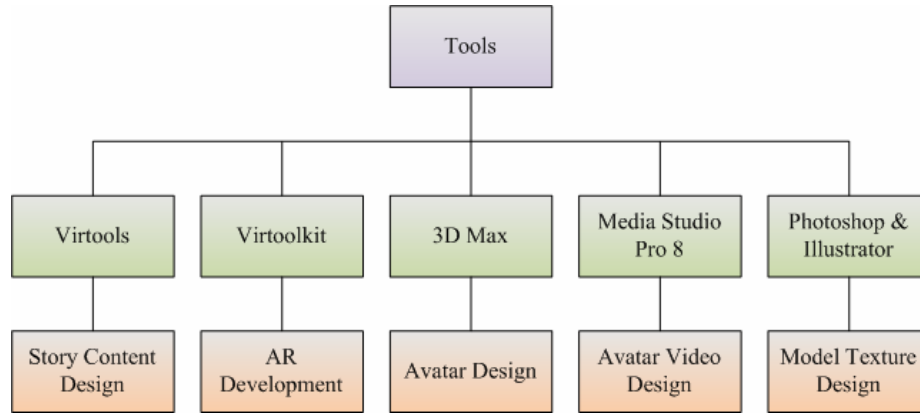


Figure 1: System development tools

In this work, several avatars are designed, including conservation of fish, alien species fish, and river pollution objects, as describe below.

- (1) Conservation of fish: We design three kinds of conservation of fish to let learners select in the system of learning game. There are *Oncorhynchus masou* (see Figure 2), *Macropodus opercularis* (see Figure 3), and *Varicorhinus alticorpus* (see Figure 4).
- (2) Alien species fish: The river brings in alien species from elsewhere is one of the major factors that causes conservation of fish to die. It includes *Gambusia affinis* (see Figure 5) and *Oreochromis mossambica* (see Figure 6).
- (3) River pollution objects: They indicate the factors that harm the environment. They are discarded fish hook (see Figure 7) and garbage in system.




Figure 2:  
*Oncorhynchus masou*



Figure 3:  
*Macropodus opercularis*



Figure 4:  
*Varicorhinus alticorpus*




Figure 5:  
*Gambusia affinis*



Figure 6:  
*Oreochromis mossambica*



Figure 7:  
Discarded fish hook

The system development contains five steps.

- Step 1: Building avatars, objects and 3D scenes via 3Ds Max.
- Step 2: Drawing textures of avatars, scenes and system surfaces via Potoshop CS3 and Illustrator CS3.
- Step 3: Creating the system introduction video via Media Studio Pro 8.
- Step 4: System programming of augmented reality based on Virtools SDK and ARToolkit as the system development environment.
- Step 5: Finally, we utilize Virtools as system building platform to integrating all components.

### System Operation

In the system operation processes, at first the Learners must understand the domain knowledge of Taiwan endemic species of freshwater fish via the AR Book. The teaching video is displayed upon the AR Book. The system forces learner to learn; the game start only when the learners complete the whole learning processes via the AR Book. The game employs a bonus mechanism to give rewards to the learners. As to the 3D model objects, there are Taiwan endemic species of freshwater fish, alien species fish and garbage. The alien species fish and garbage endanger Taiwan endemic species of freshwater fish. It means that the alien species fish and garbage are hazards. Consequently, learner needs to use fishing rod to angle those hazards. The game will increment the bonus point when the learner uses fishing rod to angle them. Oppositely, the game will subtract the bonus point when the alien species fish and garbage endanger Taiwan endemic species of freshwater fish, or the learner carelessness angle Taiwan endemic species of freshwater fish. When the bonus points exceed the threshold, it indicates that the learner successfully pass the game level. The system operation flowchart is depicted as in Figure 8. The Figure 9 shows the sketch of Taiwan endemic species of freshwater fish in the AR Book and the system installation is shown in Figure 10.

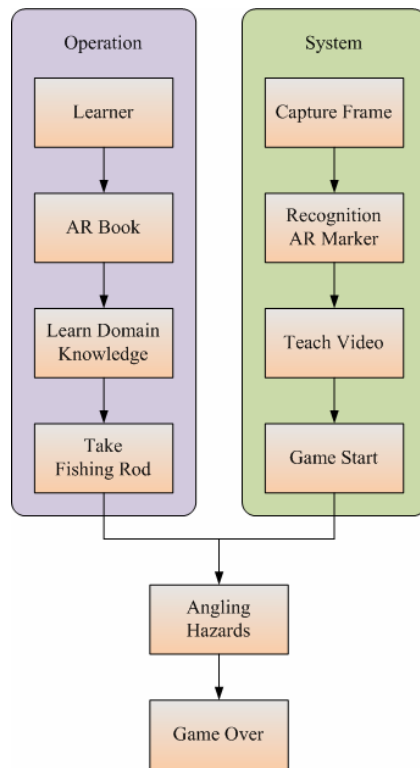


Figure 8: System operation flowchart

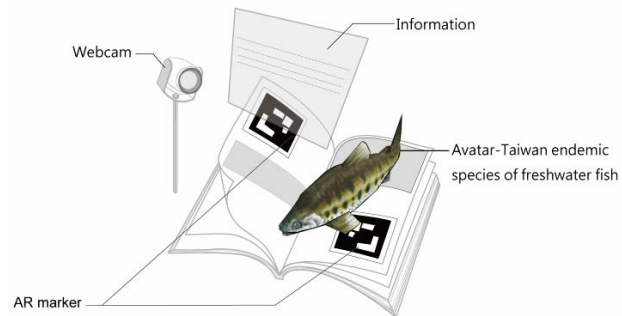


Figure 9: The sketch of Taiwan endemic species of freshwater fish in AR Book

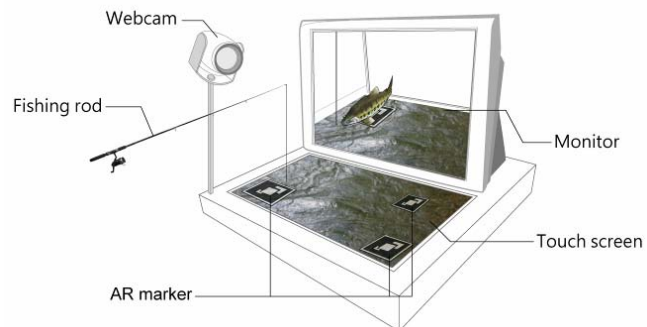


Figure 10: System installation

The peripheral hardware of the system operation includes webcam, monitor, fishing rod, and touch screen. The webcam is used to capture the marker of AR Book. The monitor is used to display the game scene. The fishing rod is used to angle hazards by learners. The touch screen shows virtual river, and there are hazards in it, the learner can interactive with it by fishing rod. There are two markers under the touch screen in order to locate avatars in the virtual river.

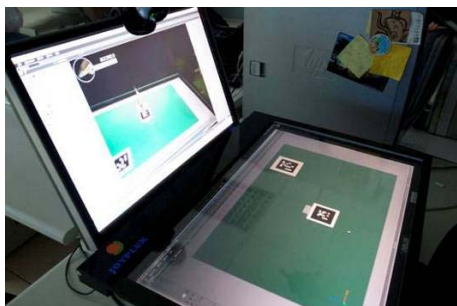


Figure 11: System presentation



Figure 12: System operation of the subject using fishing rod

### System Evaluation

In the part of system evaluation, it mainly evaluated the system usability from the end users perspectives. We utilized the well-known questionnaire System Usability Scale (SUS) to evaluate the system usability. The questionnaire is revised by experts with significant experiences in the related fields. A 5-point scale ranging from 1 as strongly disagree to 5 as strongly agree is used for the measurement. The revised version of the SUS questionnaire is in Table 1 (Brooke 1986, Tullis and Stetson 2004). The revision majorly focused on making SUS more suitable to system evaluation.

SUS is a questionnaire to evaluate users' subjective impressions about the system and their degrees of satisfaction. In the aspect of system usability evaluation, the SUS is an efficient, time-conserving, and labor-saving way of subjective assessment. At present, it is widely applied in the system usability. After users finishing answering the ten questions, the scale offers a formula which transfers the subjective impressions of users into the objective data information for analysis. That is, the score of SUS is used to evaluate usability of the system. The range of estimate score is from 0 to 100. The higher the score is, the more useful the system is and the more easily users can interact with it (Brooke, 1986; Isman & Isbulan, 2010; Liu & Lin, 2010).

Table 1: SUS questionnaire

System Usability Scale	
1.	I think that I would like to use this system frequently
2.	I found the system unnecessarily complex
3.	I thought the system is easy to use
4.	I think that I would need the support of a technical person to be able to use this system
5.	I found the various functions in this system are well integrated
6.	I thought there is too much inconsistency in this system
7.	I would imagine that most people would learn to use this system very quickly
8.	I found the system very cumbersome to use
9.	I felt very confident using the system
10.	I needed to learn a lot of things before I could get going with this system

Subjects finish operating the system and fill out the SUS questionnaire. Listed in table 2 are the “SUS scores” of the interface of the IARLS system. As summarized in Table 2, the mean SUS score is 78, the median is 66, the maximum is 89 and the minimum is 57. These scores indicate that the IARLS system is usable. We have interviews with these subjects on their ideas about IARLS after they finish operating the system and filling out the SUS questionnaire. Subjects said that this idea is very foresight. The system may be less than perfect and that is not too much learning effectiveness. Some of the learners themselves had been used relevant augmented reality system. The system could let people understand basic concept of conservation of fish in Taiwan and achieve learning by doing.

Table 2: SUS scores descriptive statistics

	N	Mean	Median	Min	Max	SD
Stat	33	78	66	57	89	11

Table 3: SUS Questionnaire and Statistics of Each Item

System Usability Scale	Mean	SD
1. I think that I would like to use this system frequently	3.37	0.72
2. I found the system unnecessarily complex	2.28	0.77
3. I thought the system is easy to use	3.81	0.48
4. I think that I would need the support of a technical person to be able to use this system	2.87	0.96
5. I found the various functions in this system are well integrated	3.42	0.72
6. I thought there is too much inconsistency in this system	2.64	0.75
7. I would imagine that most people would learn to use this system very quickly	3.52	0.56
8. I found the system very cumbersome to use	2.41	0.43
9. I felt very confident using the system	4.01	0.41
10. I needed to learn a lot of things before I could get going with this system	2.08	0.68

Beside the SUS score that shows the usability of IARLS, this survey in Table 3 reveals the following findings:

- The 9<sup>th</sup> item gains the highest mean. It indicates that most learners feel very confident while using the IARLS system.
- The next four with higher ranks are the 3<sup>rd</sup>, 7<sup>th</sup>, 5<sup>th</sup>, and 1<sup>st</sup> items. They showed that this system achieves good characteristics such as easy to use, quick to learn, well-integrated, and attractive to interact with.
- The standard deviation of 4<sup>th</sup> item is relatively high. It indicates that some learners are familiar with the AR system before attending the experiment, but some are not. Therefore, some needs technical supports, but some can interplay with the system totally by herself/himself.

Subjects give some comments for us that it will be able to enhance learning effectiveness for learners if the system of the fluency is more smoothly and more stable. And so, there are some reasons we must improve for system through analysis of SUS questionnaire as follows.

- The system is a little bit complicated: Subjects feel that the procedure to use the system is a little bit complicated. Subjects who operate system need taking AR Book and look at the teaching video at the same time. Then, subjects must pick up the fishing rod and play the game. Although it leads to a simple and interesting learning system, but the procedure is complicated.
- The system is not stable enough: The system is not perfect. Sometimes it causes crash occasionally during the operating procedure. If the system crashes, it must be restarted and so that the learners must re-learn again. For this reason, Subjects feel some trouble.
- Need the assistance of technical staff: Although subjects have taken information technology and e-learning courses, they have only a handful of contact with augmented reality. However, there are some subjects who do not know how to manipulate the system and AR Book. Thus, we will add the operation manual or instructions that users read it before they manipulate the system.

## CONCLUSION

In this paper, we propose an augmented reality system with an interactive touch-screen technology in an innovative way on the learning of Taiwan endemic species fish. The environmental consciousness is popular currently. Therefore, this study aims to make people have a better understanding of Taiwan fish conservation issues. The system is well designed and evaluated via SUS survey and interview. The evaluation shows that IARLS promising.

Based on the above two evaluations including questionnaires and interviews, the evaluation results show that this system achieved positive usability, the learners enjoy the interaction with the developed system, and most significantly, such kinds of AR systems are acceptable. Listed below are some results and findings after the evaluation.

- The AR interfaces of IARLS system are easy to use and not complex.
- This system is easy to learn and instructive to derive imagination. Moreover, the learners didn't need the support of a technician to help me use this system.

- The learners are willing to explore the systems, and gain more comprehension via the AR interface.
- The system and the AR interface are well integrated.
- The interface is very user-friendly and made learners feel confident.)
- The learners would like to interact with this system, and think that the AR interaction is quite attractive.
- The learners feel quite excited when facing the AR interface. Therefore, they feel emotionally fulfilled, mentally satisfied, and have good feelings when interplaying with the ARt-based interface.
- In sum, the learners feel the AR interface of IARLS is usable. (the mean of SUS score is quite high: 78)

The results of experimental evaluation of the questionnaire and interview reveal that the learners think that the interface is very interesting and novel which they have never touched before. It means that the learners accept this kind of interactive interface. Anyway, there are still some directions for improving the system. In the future, we will continually revise this work based on the feedbacks of subjects, and perform expert evaluation on the system.

#### ACKNOWLEDGEMENTS

The authors would like to thank the National Science Council of the Republic of China for financially supporting this research under Contract No. NSC 100-2511-S-024-006, NSC 99-2511-S-024-005, NSC 98-2221-E-024-013, NSC 98-2631-S-008-003 and the anonymous reviewers for their valuable comments.

#### REFERENCES

- Azuma, R. (1997). A survey of augmented reality. *Presence: Teleoperators and Virtual Environments*, 6, 355-385.
- Azuma, R., Bailiot, Y., & Behringer, R. (2001). Recent advances in augmented reality. *IEEE Computers and Graphic*, 21, 34-47.
- Baskin, Y. (1994). Ecosystem function of biodiversity. *Bioscience*, 44(10), 657-660.
- Billinghurst, M., Kato, H., & Poupyrev I. (2001). The MagicBook: A transitional AR interface, *Computer and Graphic*, Vol. 25, pp. 745-753.
- Brooke, J. (1986). *SUS – A quick and dirty usability scale*. Retrieved Sep. 26, 2010, from <http://www.usability.serco.com/trump/documents/Suschart.doc>
- Brooke, J. (1986). System Usability Scale (SUS): A Quick-and-Dirty Method of System Evaluation User Information. Digital Equipment Co Ltd, Reading, UK.
- Dünser, A. & Hornecker, E. (2007). Lessons from an AR book study. *Proceedings of the First International Conference on Tangible and Embedded Interaction*, pp. 179-182.
- GTouch Groovy Technology. (2011). Corporation [http://www.gtouch.com.tw/tech\\_principle.html](http://www.gtouch.com.tw/tech_principle.html)
- Hsieh, M. C., & Lin, H. C. K. (2009). The establishment of an AR-based interactive English vocabulary learning system, *ICDC2009, The 2009 International Conference on Digital Content*, Chung-Li, Taiwan, Dec. 17-18.
- Hsieh, M. C., & Lin, H. C. K. (2010). The establishment of the Augmented Reality online shopping system, *ICIM2010, The 2010 International Conference on Information Management*, Tainan, Taiwan.
- Hsieh, M. C., Lin, H. C. K., Lin, J. W., & Chen, M. C. (2010). The establishment of an AR-based interactive digital artwork, *GJCST, Global Journal of Computer Science and Technology*, 15-28, 10(5).
- Isman, A., & Isbulan, O. (2010). Usability level of distance education website (sakarya university sample). *Turkish Online Journal of Educational Technology*, 9(1), 243-258.
- Liarokapis, F., Petridis, P., Lister, P. F. & White, M. (2002). Multimedia Augmented Reality Interface for E-learning (MARIE), *World Trans. on Engineering and Technology Education*, Vol. 1, No. 2, pp. 173-176 2002.
- Liu, E. Z. F., & Lin, C. H. (2010). The survey study of mathematics motivated strategies for learning questionnaire (MMSLQ) for grade 10-12 Taiwanese students. *Turkish Online Journal of Educational Technology*, 9(2), 221-233.
- Milgram, P., & Kishino, F. (1994). A taxonomy of mixed reality visual displays. *IEICE Trans. Information Systems*, E77-D(12), 1321-1329.
- Sears, A. (1991). Improving touchscreen keyboards: Design issues and a comparison with other devices. *Journal of Interacting with Computers*, 3(3), pp.252-269.
- Tullis, T. S., & Stetson, J. N. (2004). A comparison of questionnaires for assessing website usability. *Usability Professional Association Conference*.
- Wang, J. M. (1999). The river Biodiversity conservation in rivers. *Environmental Education Quarterly*, 38, 34-44.