

Bibliometric analysis of augmented reality in chemistry education over the past decade

Du Juan, Dorothy DeWitt

Department of Curriculum and Instructional Technology, Faculty of Education, Universiti Malaya, Kuala Lumpur, Malaysia

Article Info

Article history:

Received Dec 5, 2023
Revised Mar 14, 2024
Accepted Mar 27, 2024

Keywords:

Augmented reality
Bibliometric analysis
Chemistry education
Kindergarten to 12th grade education
Pedagogical approaches

ABSTRACT

Numerous studies have delved into the application of augmented reality (AR) in chemistry education, focusing on specific topics, equipment requirements, and advantages. However, there remains a notable dearth of research examining the evolutionary characteristics of AR in this context. This study, employing bibliometric analysis on 66 articles spanning from 2012 to 2022, reveals that research primarily revolves around pedagogical approaches and AR technology development, particularly in kindergarten to 12th grade (K-12) education. Despite the United States exhibiting the highest publication frequency, there is a significant absence of studies addressing emotions, cognition, and physiological changes. Shedding light on these research gaps, this study underscores the need for further exploration into the cognitive, emotional, and physiological aspects of AR integration in chemistry education. Ultimately, the insights gleaned from this study offer valuable guidance for researchers, educators, and practitioners alike, facilitating the advancement and effective application of augmented reality in chemistry education (ARCE).

This is an open access article under the [CC BY-SA](https://creativecommons.org/licenses/by-sa/4.0/) license.



Corresponding Author:

Du Juan
Department of Curriculum and Instructional Technology, Faculty of Education
Universiti Malaya
Wilayah Persekutuan Kuala Lumpur, Malaysia
Email: duj8180@gmail.com

1. INTRODUCTION

Augmented reality (AR) is a technology that relies on cameras to capture the real world, superimposes digital technology on the physical environment, and enhances users' perception of the natural world [1]–[3]. The application of AR in education has long been a topic of interest and is also one of the most promising technologies in higher education and K12 education [4]–[6]. The interactive features of AR can create a more stimulating learning environment and help learners get better learning outcomes [7]. The most popular fields for AR include construction and engineering education [8], [9], health education [10], [11], art education [12]–[14], and science education [15], [16]. These studies point to the potential of using AR in almost all areas of education [17]. AR could enable these concepts to be better visualized. Hence, this study focuses on chemistry education and seeks to provide suggestions for the application of augmented reality in chemistry education (ARCE) by identifying research trends and themes in this area. There is already an article summarizing the applications of AR in topics in chemistry, the equipment used as well as advantages and disadvantages of ARCE [18]. However, there does not seem to be any study investigating the trends in the application of AR [18]. Hence, this study seeks to address this research gap by employing a bibliometric analysis to comprehensively investigate the evolutionary characteristics of ARCE. This would aid in designing chemistry education environments for integration of AR.

Hence, this study proposes the following three research questions: i) RQ1. What are the predominant keywords in ARCE research over the past decade?; ii) RQ2. Who are the leading authors in ARCE research over the past decade and which articles have garnered the highest number of citations over the past decade?; and iii) RQ3. Which countries and academic institutions have contributed the most to ARCE research over the past decade?

2. LITERATURE REVIEW

AR is primarily a technology that displays both the natural world and the physical world at the same time [19], [20]. AR usually has three modes: image-based AR, projection-based AR and superimposition-based AR. Image-based AR uses specific images or markers as triggers to superimpose virtual content on them, enabling users to interact with images in the real world [21], [22]. Projection-based AR is the use of projection technology to project virtual content onto objects or surfaces in the real world to create an immersive AR experience [23], [24].

Superimposition-based AR superimposes virtual content on objects in the real world so that it blends with the environment to achieve a realistic AR effect [25]. There is a significant application of AR technologies in education. Radu [26] listed the positive and negative effects of AR experiences on student learning in education using meta-review and cross-media analysis. Cheng and Tsai [27] explored how AR can help science learning while Sırakaya and Sırakaya [28] used a systematic review method to explore the application of AR in Science, Technology, Engineering, and Math (STEM) education. Murat and Gökçe [29] used a systematic review method to explore the advantages and disadvantages of AR in education. However, most of these reviews are not specific to the field of chemistry education, nor do they comprehensively report the research progress made in recent years.

Bibliometric analysis, which is a quantitative method of analyzing academic literature by identifying topics, keywords, publications, journals, and conclusions can be used to analyze trends and themes in chemistry education [30]. Bibliometric methods and a systematic literature review has been used to study trends and topics in virtual reality in education [31]. Similarly, this study uses bibliometric analysis to analyze AR application trends and themes in instruction for chemistry education.

3. METHOD

3.1. Literature search

This study selected three digital databases: Web of Science, Scopus, and PubMed. These databases have high quality standards. In addition, the serialized data from these databases can be imported into Citespace software. The search combination for this study was “(chemistry or chemical) and (“augmented reality”).” The search time frame for this study was between 2012 and 2022. The last search date was January 8, 2023. Four hundred eighty-four journal articles were retrieved, including 55 duplicates, and these results were deleted. The number of remaining research articles is 429.

3.2. Inclusion and exclusion criteria

During the literature screening stage, the titles and abstracts were initially screened based on five criteria (language, subject, time, accessibility, and type) as in Figure 1, which led to the inclusion of 69 records and the exclusion of 360 records. Subsequently, the researchers downloaded papers based on criterion d, accessibility, resulting in the inclusion of 66 records and the exclusion of three records. The selected articles were further assessed for their suitability for the study, and then coded. After independent reviews by two researchers, the consistency of the coding was determined, and disagreements were resolved through discussion, resulting in 100% agreement.

3.3. Analysis

The initial stage of analysis in this study involved importing the 66 article entries into Citespace software to conduct a comprehensive analysis of the data and identify key themes in the literature. Citespace software enables the visualization and analysis of key research directions and academic collaboration patterns in literature [32]. After importing the article entries into Citespace software, various parameters were set to refine the analysis process, including time frame, keyword selection, and citation thresholds [32]. This meticulous approach ensured a thorough examination of the literature landscape, allowing for the identification of emerging trends and influential works [32].

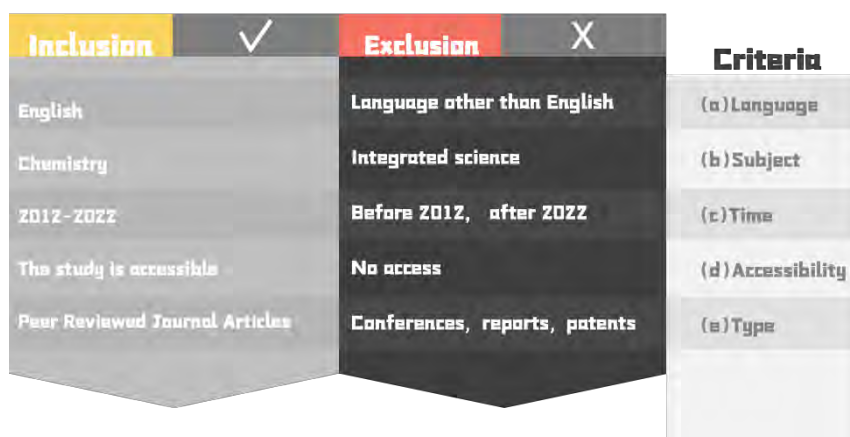


Figure 1. Selection and exclusion criteria diagram

4. BIBLIOMETRIC ANALYSIS RESULTS

4.1. Publication trends of augmented reality in chemistry education articles

Figure 2 presents the publication trends of ARCE articles from 2012 to 2022. By analyzing the data, several notable findings were identified. Firstly, the number of published articles on ARCE has exhibited an upward trend over the past decade, with a steady increase from 2012 to 2020. The most significant surge in publications occurred between 2019 and 2020, with the number of articles nearly quadrupling. Moreover, the number of publications has stabilized at 15 per year in both 2021 and 2022. The sharp increase in ARCE research in 2020 can be attributed to the COVID-19 pandemic [31], which has prompted many educational institutions to switch to online teaching, and AR was a useful tool in facilitating online chemistry education. Furthermore, the accessibility of AR has been enhanced by the development of mobile technology and devices [33].

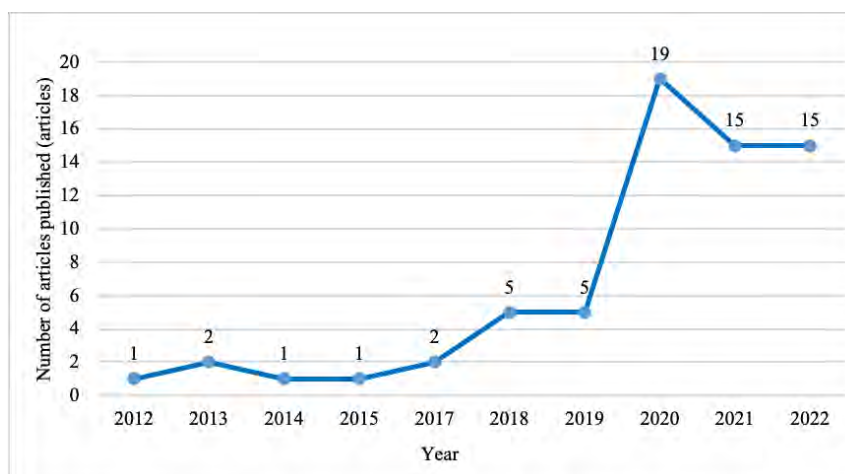


Figure 2. Trend diagram of publication of articles on ARCE from 2012 to 2022

4.2. Keyword analysis

In this section, a bibliometric analysis of keywords was conducted to gather understanding on the relationships between keywords, making it easier to identify trends, patterns, and connections [34]. At the same time, it highlights the content related to AR and chemistry education. The keyword diagram is shown in Figure 3. The keyword co-occurrence diagram is shown in Figure 3(a), the keyword timeline diagram in Figure 3(b).

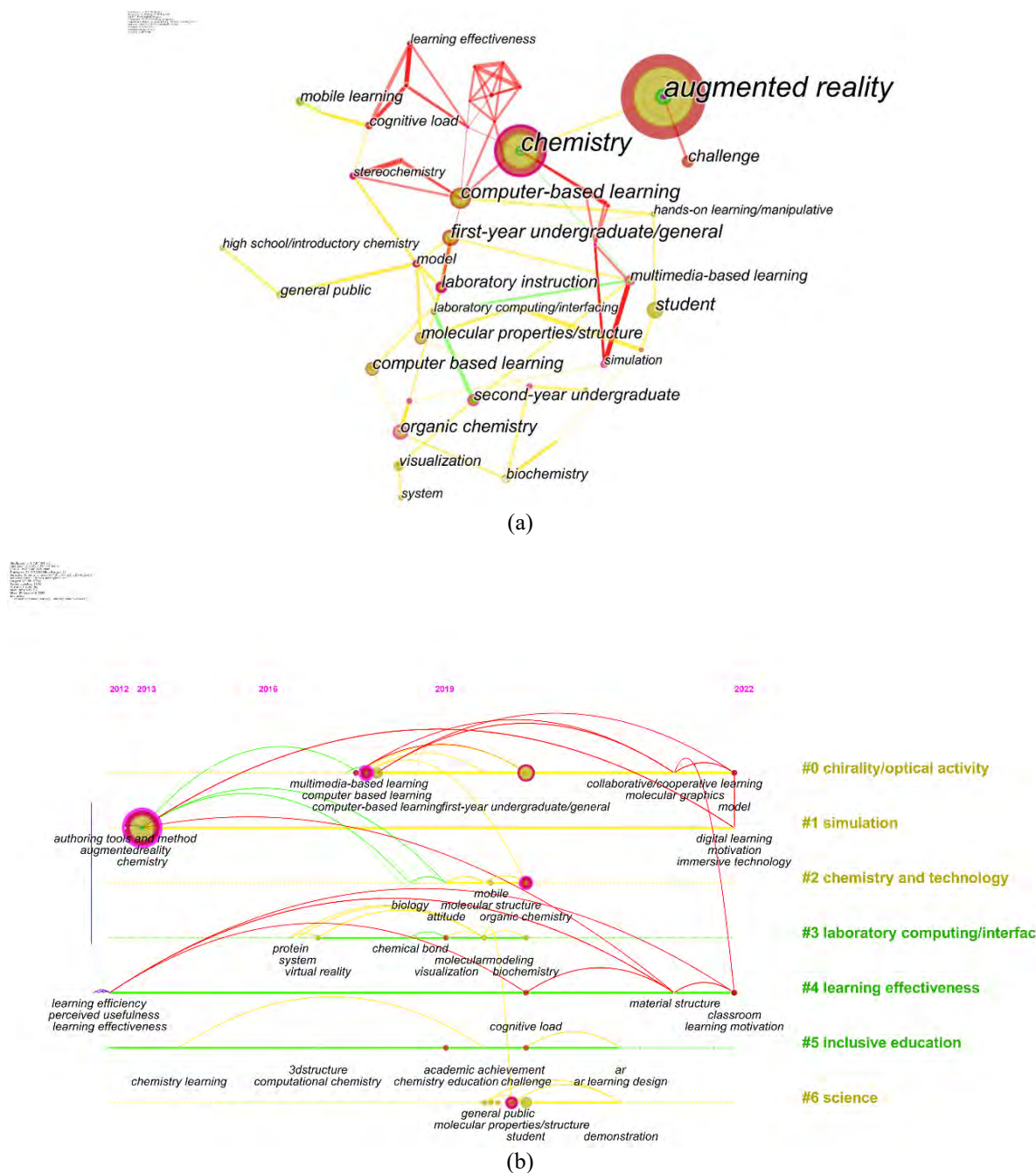


Figure 3. Keywords with the (a) co-occurrence diagram and (b) timeline diagram

As shown in the Figure 3(a), this study found that the keywords are mainly divided into three clusters. The keywords in the red cluster are chemistry, computer-based learning, laboratory instruction, multimedia-based learning, first-year undergraduate/general, second-year undergraduate, challenge, model, and organic chemistry. These keywords discuss various commonly used technological approaches such as AR, computer-based learning [35]–[37], multimedia-based learning [38]. These techniques provide laboratory instruction and models to first- and second-year undergraduate students encountering challenging topics in organic chemistry.

The main keywords in the green clusters are AR, chemistry, laboratory computing/interfacing, second-year undergraduate, and multimedia-based learning. These terms are interlinked and have been integrated into the second-year undergraduate curriculum to improve the students' learning outcomes. Moreover, the multimedia-based learning approaches are adopted as a supplementary instructional strategy to augment the effectiveness of AR and laboratory computing/interfacing techniques.

Yellow clusters show the primary keywords are computer-based learning, molecular properties/structure, student, biochemistry, and high school/introductory chemistry. These keywords discuss the implementation of computer-based learning in the field of biochemistry, with a focus on the study of molecular properties and structure. These computer-based tools have been developed to assist high school and introductory chemistry students in comprehending complex biochemistry concepts. By utilizing these tools, students can interact with and manipulate molecular structures more engagingly and interactively, which leads to a more profound understanding of the concepts.

As shown in the Figure 3(b), the clustering and critical nodes of the keyword timeline diagram intuitively reveal the key literature and evolution context of research in this field, indicating the development trend of research topics from far to near. By dividing the 9 clusters, we can start from 3 perspectives, the first is the perspective of AR application development (cluster #0, #1, #3, #8), the second is the perspective of chemical education (cluster #2, #6), and the third is the perspective of teaching effect (cluster #4, #5); i) Cluster #0, #1, #3, #8-AR teaching method perspective. The clustering involves various teaching methods, including computer-based, multimedia-based, cooperative, digital, immersive, and mobile learning. These approaches utilize authoring tools and methods to create AR learning systems incorporating visual and audio elements to facilitate student motivation and understanding. Such technology allows for enhanced visualization of AR systems, leading to improved comprehension of molecular structures and chemical properties [39]; ii) Cluster #2, #6--AR application and development perspective. The clustering pertains to developing and implementing AR (authoring tools and methods) in chemistry education, specifically focusing on studying molecular properties and structure. These tools and methods are designed to facilitate the understanding of complex chemistry concepts for students and the public. The use of AR (authoring tools and methods) enables the creation of interactive and engaging materials that can enhance learning and improve comprehension of molecular structures and chemical properties [35], [37], [40], [41]. The clustering analysis emphasizes the significance of leveraging AR, including authoring tools and methods, as an effective strategy to enhance chemistry education and facilitate knowledge dissemination to a broader range of audiences; iii) Cluster #4, #5 - Evaluation of AR applications. The clustering pertains to using ARCE and its impact on learning motivation, efficiency, perceived usefulness, learning effectiveness, and cognitive load. AR is a technology that superimposes digital information onto the real-world environment, creating an immersive and interactive experience for students [38]. The incorporation of AR in the classroom can enhance learning motivation, effectiveness, and efficiency by providing a more engaging and interactive learning experience [42]. The perceived usefulness of AR is a crucial factor that can affect its effectiveness in education, as students must recognize the practical value of this technology to fully engage with it [42]. However, the use of AR can also increase cognitive load, negatively impacting learning [43]. The clustering underscores the significance of comprehending both the potential advantages and limitations of ARCE, in order to optimize its efficacy and facilitate successful learning outcomes.

It can be seen from Figure 3 that the application of ARCE is divided into two stages: i) AR assists chemistry teaching in higher education (2012-2019). In this stage, the principal values of learning efficiency and perceived usefulness are the largest. This phase deals with using mobile AR in teaching chemistry in higher education and its impact on learning efficiency and perceived usefulness. For example, Habig [44] used AR software to explore the learning effects of college students and their attitudes toward applications. ii) AR assists in chemistry teaching at the K12 stage (2020-2022). This phase is related to using ARCE for K12 students, focusing on chemical structures and their impact on learning motivation and cognitive load. For example, Liu *et al.* [45] used AR to integrate multiple external representations (text, pictures, 3D models, operations) to explore junior high school students' technology perception and learning motivation.

The word frequency detection technology in citespace is utilized to identify keywords with significant frequency changes, allowing for the identification of frontier fields and development trends in the subject area [46]. As shown in Figure 4, the subject's frontier fields and development trends are judged based on the magnitude of the change in word frequency rather than just the frequency. As demonstrated in Figure 4, the subject's development trends are judged based on the magnitude of the change in word frequency rather than just the frequency. Analysis of Figures 3 and 4 indicates that from 2012 to 2019, computer-based AR and Mobile AR were utilized as tools for enhancing higher chemistry education, while evaluating the usefulness and learning effects of mobile AR. From 2020 to 2022, the integration of mobile AR-based digital learning into the chemistry education process continued, along with the incorporation of cooperative and immersive learning using various teaching methods. Researchers began to evaluate the impact of AR systems on learning motivation and cognitive load regarding chemical molecular structure among high school and lower-grade students.

Top 15 Keywords with the Strongest Citation Bursts

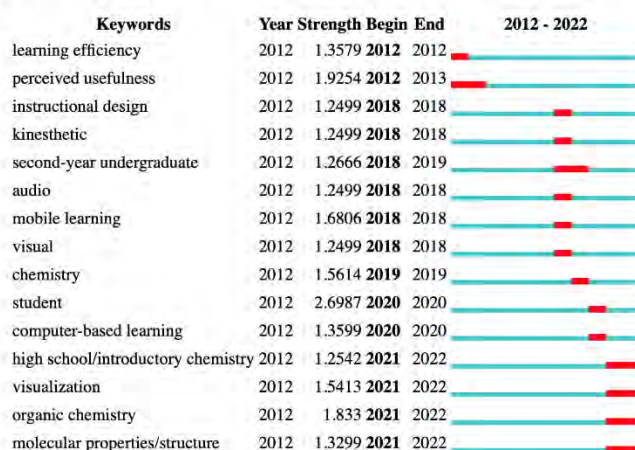


Figure 4. Keywords with the strongest citation bursts diagram

4.3. Literature analysis

Figure 5 lists the cited literature on ARCE. The higher the frequency of literature being cited by other literature, the greater its importance in this field. Murat and Gökçe [29], Eriksen *et al.* [47], Sanii [48] and Cai *et al.* [49] are significant because of their high citation frequency. They have an important influence in the field of ARCE. Murat and Gökçe [29] analyzes the advantages and challenges of AR in education. Eriksen *et al.* [47] described how to use free software to make a simple AR app to visualize any 3D chemistry model of a university course. Cai *et al.* [49] developed an AR tool to study junior high school students' attitudes and learning effects. Sanii [48] explores molecules in 3D using mobile device-based AR to help students visualize.

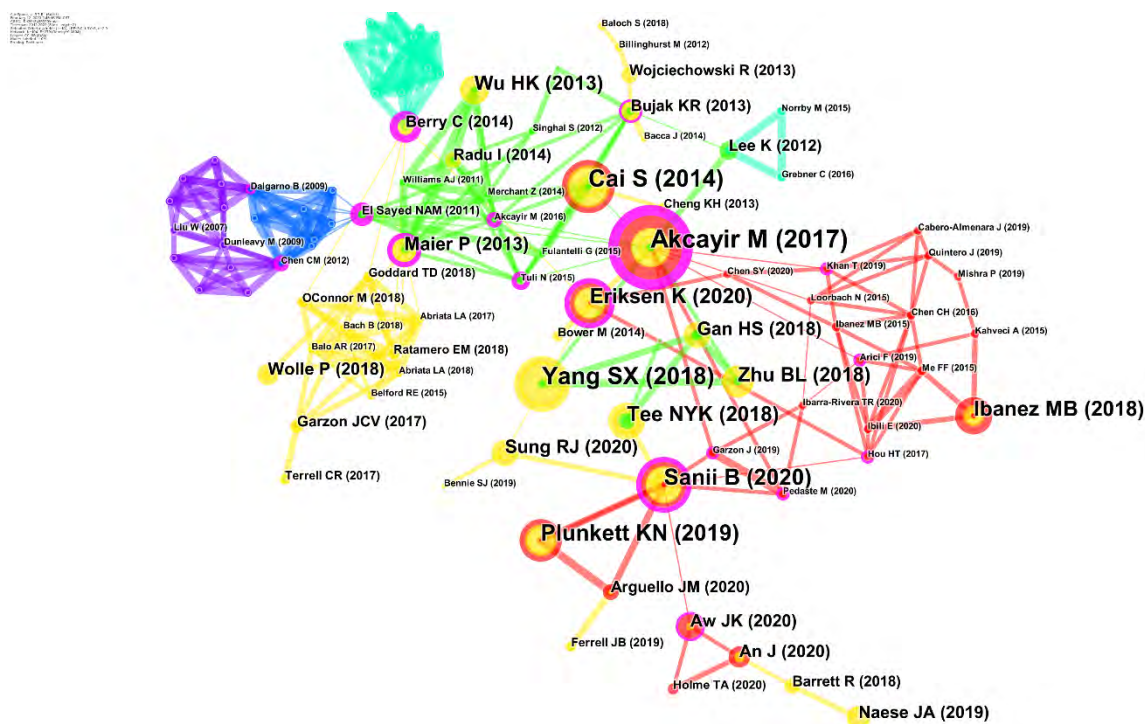


Figure 5. Keywords with the co-citation analysis diagram

and inclusive perspective. Additionally, the search process could be expanded to include a wider range of databases, article types, and keywords to obtain a more comprehensive understanding of the relevant literature. Strengths and challenges are also important, but this is not the main content of this study. Therefore, this study does not describe too much.

6. CONCLUSION

In conclusion, this study utilized bibliometric analysis to explore the evolutionary characteristics, AR properties, instructional strategies, and techniques of AR technology in the context of chemistry education. It sheds light on significant implications for advancing the understanding and practice of ARCE. The findings of this study provide important recommendations for researchers, educators, and practitioners. First, researchers should pay more attention to the development of teaching methods and AR technology, while strengthening empirical intervention studies to explore this area in depth. Second, educators need to recognize that current research is primarily focused on AR-assisted chemistry education at the K-12 level and should work to fill research gaps regarding affective, cognitive, and physiological changes. In summary, this study provides researchers with directions for further in-depth research, provides educators with suggestions for improving teaching practices, and provides practitioners with reasonable technology application strategies to promote the application of AR technology in chemistry. Developments and applications in education.

ACKNOWLEDGEMENTS

The authors have no conflicts of interest to declare that are relevant to the content of this article. This research is funded by the Ministry of Higher Education Malaysia under the Fundamental Research Grant Scheme (FRGS/1/2021/SSI0/UM/02/7).

REFERENCES





- [1] A. F. Bekhit, "Introduction to augmented reality," in *Computer Vision and Augmented Reality in iOS*, Berkeley, CA: Apress, 2022, pp. 21–30. doi: 10.1007/978-1-4842-7462-0_2.
- [2] Z. Oufqir, A. El Abderrahmani, and K. Satori, "ARKit and ARCore in serve to augmented reality," in *2020 International Conference on Intelligent Systems and Computer Vision (ISCV)*, Jun. 2020, pp. 1–7. doi: 10.1109/ISCV49265.2020.9204243.
- [3] J. Keil, D. Edler, T. Schmitt, and F. Dickmann, "Creating immersive virtual environments based on open geospatial data and game engines," *KN - Journal of Cartography and Geographic Information*, vol. 71, no. 1, pp. 53–65, Mar. 2021, doi: 10.1007/s42489-020-00069-6.
- [4] C. Avila-Garzon, J. Bacca-Acosta, Kinshuk, J. Duarte, and J. Betancourt, "Augmented reality in education: an overview of twenty-five years of research," *Contemporary Educational Technology*, vol. 13, no. 3, p. ep302, Apr. 2021, doi: 10.30935/cedtech/10865.
- [5] Y. M. Tang, K. Y. Chau, A. P. K. Kwok, T. Zhu, and X. Ma, "A systematic review of immersive technology applications for medical practice and education - trends, application areas, recipients, teaching contents, evaluation methods, and performance," *Educational Research Review*, vol. 35, p. 100429, 2022.
- [6] D. R. Vuță, "Augmented reality technologies in education - a literature review," *Bulletin of the Transilvania University of Brasov Series V Economic Sciences*, vol. 13(62), no. 2, pp. 35–46, Dec. 2020, doi: 10.31926/but.es.2020.13.62.2.4.
- [7] A. Marini *et al.*, "Mobile augmented reality learning media with metaverse to improve student learning outcomes in science class," *International Journal of Interactive Mobile Technologies (IJIM)*, vol. 16, no. 07, pp. 99–115, Apr. 2022, doi: 10.3991/ijim.v16i07.25727.
- [8] A. Hajirasouli and S. Banihashemi, "Augmented reality in architecture and construction education: state of the field and opportunities," *International Journal of Educational Technology in Higher Education*, vol. 19, no. 1, p. 39, Dec. 2022, doi: 10.1186/s41239-022-00343-9.
- [9] S. Olbina and S. Glick, "Using integrated hands-on and virtual reality (VR) or augmented reality (AR) approaches in construction management education," *International Journal of Construction Education and Research*, vol. 19, no. 3, pp. 341–360, Jul. 2023, doi: 10.1080/15578771.2022.2115173.
- [10] A. Raiith, C. Kamp, C. Stoiber, A. Jakl, and M. Wagner, "Augmented reality in radiology for education and training—a design study," *Healthcare*, vol. 10, no. 4, p. 672, Apr. 2022, doi: 10.3390/healthcare10040672.
- [11] P. Uymaz and A. O. Uymaz, "Assessing acceptance of augmented reality in nursing education," *PLOS ONE*, vol. 17, no. 2, p. e0263937, Feb. 2022, doi: 10.1371/journal.pone.0263937.
- [12] H. Kim, H. J. So, and J. Y. Park, "Examining the effect of socially engaged art education with virtual reality on creative problem solving," *Educational Technology & Society*, vol. 25, no. 2, pp. 117–129, 2022.
- [13] C. Panciroli, M. Fabbri, A. Luigini, A. Macauda, L. Corazza, and V. Russo, "Augmented reality in arts education," in *Springer Handbook of Augmented Reality: Springer*, 2023, pp. 305–333.
- [14] Y. Sun, "Innovative design of immersion teaching aids for children's art based on augmented reality technology," in *The 2021 International Conference on Machine Learning and Big Data Analytics for IoT Security and Privacy, Coimbra, Portugal, J. Macintyre, J. Zhao and X. Ma, Eds. Springer International Publishing*, 2022, pp. 166–173. doi: 10.1007/978-3-030-89511-2_20.
- [15] H. Ateş and J. Garzón, "An integrated model for examining teachers' intentions to use augmented reality in science courses," *Education and Information Technologies*, vol. 28, no. 2, pp. 1299–1321, Feb. 2023, doi: 10.1007/s10639-022-11239-6.
- [16] I. Irwanto, R. Dianawati, and I. R. Lukman, "Trends of augmented reality applications in science education," *International Journal of Emerging Technologies in Learning (IJET)*, vol. 17, no. 13, pp. 157–175, Jul. 2022, doi: 10.3991/ijet.v17i13.30587.
- [17] F.-Y. Yang and H.-Y. Wang, "Tracking visual attention during learning of complex science concepts with augmented 3D

- visualizations,” *Computers & Education*, vol. 193, p. 104659, Feb. 2023, doi: 10.1016/j.compedu.2022.104659.
- [18] A. Mazzuco, A. L. Krassmann, E. Reategui, and R. S. Gomes, “A systematic review of augmented reality in chemistry education,” *Review of Education*, vol. 10, no. 1, Apr. 2022, doi: 10.1002/rev3.3325.
- [19] V. V. Mukkawar and L. D. Netak, “Technological evaluation of virtual and augmented reality to impart social skills,” 2022, pp. 62–73. doi: 10.1007/978-3-030-98404-5_6.
- [20] C. Turner, “Augmented reality, augmented Epistemology, and the real-world web,” *Philosophy & Technology*, vol. 35, no. 1, p. 19, Mar. 2022, doi: 10.1007/s13347-022-00496-5.
- [21] Y. Cai, Z. Pan, and M. Liu, “Augmented reality technology in language learning: a meta-analysis,” *Journal of Computer Assisted Learning*, vol. 38, no. 4, pp. 929–945, Aug. 2022, doi: 10.1111/jcal.12661.
- [22] J.-X. Liew, K.-W. Ng, S.-C. Haw, and S.-L. Ng, “ARCards: marker-based augmented reality recognition for business cards,” in *2022 2nd International Conference on Big Data Engineering and Education (BDEE)*, Aug. 2022, pp. 189–196. doi: 10.1109/BDEE55929.2022.00039.
- [23] J.-C. Chien, J.-D. Lee, C.-W. Chang, and C.-T. Wu, “A projection-based augmented reality system for medical applications,” *Applied Sciences*, vol. 12, no. 23, p. 12027, Nov. 2022, doi: 10.3390/app122312027.
- [24] H. Lee *et al.*, “Development of touch interface using LIDAR for multi-user interactions in projection-based VR,” in *2022 13th International Conference on Information and Communication Technology Convergence (ICTC)*, Oct. 2022, pp. 1783–1785. doi: 10.1109/ICTC55196.2022.9952443.
- [25] A. M. A. Madhavan and B. Yaddula, “Evaluation of augmented reality technology for the demonstration of KIA EV6,” Blekinge Institute of Technology, 2022.
- [26] I. Radu, “Augmented reality in education: a meta-review and cross-media analysis,” *Personal and Ubiquitous Computing*, vol. 18, no. 6, pp. 1533–1543, Aug. 2014, doi: 10.1007/s00779-013-0747-y.
- [27] K.-H. Cheng and C.-C. Tsai, “Affordances of augmented reality in science learning: suggestions for future research,” *Journal of Science Education and Technology*, vol. 22, no. 4, pp. 449–462, Aug. 2013, doi: 10.1007/s10956-012-9405-9.
- [28] M. Sirakaya and D. Alsancak Sirakaya, “Augmented reality in STEM education: a systematic review,” *Interactive Learning Environments*, vol. 30, no. 8, pp. 1556–1569, Jul. 2022, doi: 10.1080/10494820.2020.1722713.
- [29] A. Murat and A. Gökçe, “Advantages and challenges associated with augmented reality for education: a systematic review of the literature,” *Educational Research Review*, vol. 20, pp. 1–11, Feb. 2017, doi: 10.1016/j.edurev.2016.11.002.
- [30] A. Pritchard, “Statistical bibliography or bibliometrics,” *Journal of documentation*, vol. 25, p. 348, 1969.
- [31] M. A. Rojas-Sánchez, P. R. Palos-Sánchez, and J. A. Folgado-Fernández, “Systematic literature review and bibliometric analysis on virtual reality and education,” *Education and Information Technologies*, vol. 28, no. 1, pp. 155–192, Jan. 2023, doi: 10.1007/s10639-022-11167-5.
- [32] S. W. Tho, Y. Y. Yeung, R. Wei, K. W. Chan, and W. W. So, “A systematic review of remote laboratory work in science education with the support of visualizing its structure through the histcite and citespace software,” *International Journal of Science and Mathematics Education*, vol. 15, no. 7, pp. 1217–1236, Oct. 2017, doi: 10.1007/s10763-016-9740-z.
- [33] S. C.-Y. Yuen, G. Yaoyuneyong, and E. Johnson, “Augmented reality: an overview and five directions for AR in education,” *Journal of Educational Technology Development and Exchange*, vol. 4, no. 1, Jun. 2011, doi: 10.18785/jetde.0401.10.
- [34] Y. Gan, D. Li, N. Robinson, and J. Liu, “Practical guidance on bibliometric analysis and mapping knowledge domains methodology – a summary,” *European Journal of Integrative Medicine*, vol. 56, p. 102203, Dec. 2022, doi: 10.1016/j.eujim.2022.102203.
- [35] F. C. Rodríguez *et al.*, “MolecularARweb: a web site for chemistry and structural biology education through interactive augmented reality out of the box in commodity devices,” *Journal of Chemical Education*, vol. 98, no. 7, pp. 2243–2255, Jul. 2021, doi: 10.1021/acs.jchemed.1c00179.
- [36] J. R. Schmid, M. J. Ernst, and G. Thiele, “Structural chemistry 2.0: combining augmented reality and 3D online models,” *Journal of Chemical Education*, vol. 97, no. 12, pp. 4515–4519, Dec. 2020, doi: 10.1021/acs.jchemed.0c00823.
- [37] A. Uriarte-Portillo, M.-B. Ibáñez, R. Zatarain-Cabada, and M.-L. Barrón-Estrada, “Higher immersive profiles improve learning outcomes in augmented reality learning environments,” *Information*, vol. 13, no. 5, p. 218, Apr. 2022, doi: 10.3390/info13050218.
- [38] D. Elford, S. J. Lancaster, and G. A. Jones, “Fostering motivation toward chemistry through augmented reality educational escape activities. A self-determination theory Approach,” *Journal of Chemical Education*, vol. 99, no. 10, pp. 3406–3417, Oct. 2022, doi: 10.1021/acs.jchemed.2c00428.
- [39] L. Cen, D. Ruta, L. M. M. S. Al Qassem, and J. Ng, “Augmented immersive reality (AIR) for improved learning performance: a quantitative evaluation,” *IEEE Transactions on Learning Technologies*, vol. 13, no. 2, pp. 283–296, Apr. 2020, doi: 10.1109/TLT.2019.2937525.
- [40] D. Elford, S. J. Lancaster, and G. A. Jones, “Exploring the effect of augmented reality on cognitive load, attitude, spatial ability, and stereochemical perception,” *Journal of Science Education and Technology*, vol. 31, no. 3, pp. 322–339, Jun. 2022, doi: 10.1007/s10956-022-09957-0.
- [41] S. Sakshuwong, H. Weir, U. Raucci, and T. J. Martínez, “Bringing chemical structures to life with augmented reality, machine learning, and quantum chemistry,” *The Journal of Chemical Physics*, vol. 156, no. 20, May 2022, doi: 10.1063/5.0090482.
- [42] W. Tarnq, Y.-C. Tseng, and K.-L. Ou, “Application of augmented reality for learning material structures and chemical equilibrium in high school chemistry,” *Systems*, vol. 10, no. 5, p. 141, Sep. 2022, doi: 10.3390/systems10050141.
- [43] S. Keller, S. Rumann, and S. Habig, “Cognitive load implications for augmented reality supported chemistry learning,” *Information*, vol. 12, no. 3, p. 96, Feb. 2021, doi: 10.3390/info12030096.
- [44] S. Habig, “Who can benefit from augmented reality in chemistry? Sex differences in solving stereochemistry problems using augmented reality,” *British Journal of Educational Technology*, vol. 51, no. 3, pp. 629–644, May 2020, doi: 10.1111/bjet.12891.
- [45] Q. Liu, J. Ma, S. Yu, Q. Wang, and S. Xu, “Effects of an augmented reality-based chemistry experiential application on student knowledge gains, learning motivation, and technology perception,” *Journal of Science Education and Technology*, Dec. 2022, doi: 10.1007/s10956-022-10014-z.
- [46] Y. Geng, R. Zhu, and M. Maimaituerxun, “Bibliometric review of carbon neutrality with CiteSpace: evolution, trends, and framework,” *Environmental Science and Pollution Research*, vol. 29, no. 51, pp. 76668–76686, Nov. 2022, doi: 10.1007/s11356-022-23283-3.
- [47] K. Eriksen, B. E. Nielsen, and M. Pittelkow, “Visualizing 3D molecular structures using an augmented reality app,” *Journal of Chemical Education*, vol. 97, no. 5, pp. 1487–1490, May 2020, doi: 10.1021/acs.jchemed.9b01033.
- [48] B. Sanii, “Creating augmented reality USDZ files to visualize 3D objects on student phones in the classroom,” *Journal of Chemical Education*, vol. 97, no. 1, pp. 253–257, Jan. 2020, doi: 10.1021/acs.jchemed.9b00577.
- [49] S. Cai, X. Wang, and F.-K. Chiang, “A case study of augmented reality simulation system application in a chemistry course,”





- Computers in Human Behavior*, vol. 37, pp. 31–40, Aug. 2014, doi: 10.1016/j.chb.2014.04.018.
- [50] N. Donthu, S. Kumar, D. Mukherjee, N. Pandey, and W. M. Lim, “How to conduct a bibliometric analysis: an overview and guidelines,” *Journal of Business Research*, vol. 133, pp. 285–296, Sep. 2021, doi: 10.1016/j.jbusres.2021.04.070.
- [51] V. Venkatesh, M. G. Morris, and P. L. Ackerman, “A longitudinal field investigation of gender differences in individual technology adoption decision-making processes,” *Organizational Behavior and Human Decision Processes*, vol. 83, no. 1, pp. 33–60, Sep. 2000, doi: 10.1006/obhd.2000.2896.
- [52] S. R. Kellert, “Experiencing nature: affective, cognitive, and evaluative development in children,” in *Children and nature: Psychological, sociocultural, and evolutionary investigations*, Cambridge: MIT Press, 2002, pp. 117–151.

BIOGRAPHIES OF AUTHORS



Du Juan     is a Ph.D. student in the Department of Curriculum and Instructional Technology, University of Malaya. Her research directions are STEM education, technology-assisted teaching, and curriculum design. She can be contacted at email: duj8180@gmail.com.



Dorothy DeWitt     is currently a Research Fellow at the Curriculum and Instructional Technology Department, University Malaya. She retired as Associate Professor in her Department and is an alumnus of the Endeavour Executive Fellowship. Her current interests are in instructional design, new pedagogies and technologies for knowledge management, collaborative mobile learning and problem solving. She can be contacted at email: dorothy@um.edu.my.