



## **Cross-Grade Comparison of Students' Conceptual Understanding with Lenses in Geometric Optics**

G. TURAL\*

**ABSTRACT:** Students commonly find the field of physics difficult. Therefore, they generally have learning problems. One of the subjects with which they have difficulties is optics within a physics discipline. This study aims to determine students' conceptual understanding levels at different education levels relating to lenses in geometric optics. A cross-sectional design is used in the study. Participants in the study include one hundred and seventy-seven students at three different education levels from primary and secondary schools, and higher education. Seven open-ended questions, examining participants' conceptual understanding levels in relation to lenses, act as the data collection instrument. It is determined that students hold misconceptions such as, "convex lenses diverge light rays", "concave lenses converge light rays", "a right-side-up image replaces the previously observed inverted image, when a convex lens is removed," "myopia is corrected via convex lens," and "hyperopia is corrected via concave lens." The results show that students from all groups (primary and secondary schools, and higher education) have a lack of knowledge and experience conceptual problems about lenses, although they learned this subject in school.

**KEY WORDS:** Physics education; optical lenses; image formation; conceptual understanding level

### **INTRODUCTION**

The physics discipline requires learners to employ different representations together, such as graphs, laws and principles, formulas, and various abstract concepts. So, learning physics can be particularly difficult for many students. Being aware of students' conceptual difficulties in physics can provide valuable information for instructors, curriculum developers, and course textbooks authors.

Optics in physics is a rapidly developing industry and we often encounter its technological practices in our everyday lives. However teaching and learning the subject of optics is challenging for instructors and students (Galili & Hazan, 2000). Students generally begin to learn about

---

\* Ondokuz Mayıs University, Department of Secondary Science and Mathematics Education, Samsun/TURKEY, E-mail: [guner.tural61@gmail.com](mailto:guner.tural61@gmail.com)

geometric optics when they are at primary school. But can they fully understand the subject of geometric optics? What are their understanding difficulties or common misconceptions in this subject area continuing from primary school?

Prior research shows individuals have similar difficulties in understanding geometric optics from primary school through adulthood. Such studies from primary school (e.g. Andersson & Karrqvist, 1983; Koray & Bal, 2002; Osborne, Black, Meadows, & Smith, 1993; Selley, 1996), secondary school (e.g. Colin, Chauvet, & Viennot, 2002; Fetherstonhaugh & Treagust, 1992; Galili, Bendall, & Goldberg, 1993; Galili & Hazan, 2000; Galili & Lavrik, 1998; Langley, Ronen, & Eylon, 1997; Singh & Butler, 1990; Tao, 2004) and university level (e.g. Bendall, Goldberg, & Galili, 1993; Colin & Viennot, 2001; Goldberg & MacDermott, 1987; Kaya Şengören, 2010; Palacios, Cazorla, & Cervantes, 1989; Saxena, 1991) reveal that learners have several different concepts and difficulties in learning about light and its properties, vision, and image formation.

Prior knowledge of students about the subject is important to acquire the related new knowledge. Also possession of misconceptions hinders students' learning (Apostolides, 2008; Duit & Treagust, 2003). Therefore, it comes into prominence for science educators to determine their students' present understanding and misconceptions relation to this subject area. And it is essential to contribute to the development of science education programs.

The present study aims to determine conceptual understanding of students at different education levels such as primary school, secondary school and higher education, in relation to lenses in geometric optics as well as to investigate misconceptions students hold. The study endeavours to answer the following questions:

1. What are the conceptual understanding of students at different education levels (primary, secondary, and higher education) in relationship to lenses?
2. What are the misconceptions that the students at different levels hold in the subject of lenses?

## **LITERATURE REVIEW**

In discussions about how an object is seen, students generally cannot demonstrate a link between the eye and viewed object or image (Bendall, Goldberg, & Galili, 1993; Galili, Bendall, & Goldberg, 1993; Galili & Hazan, 2000; Heywood, 2005; Langley, Ronen, & Eylon, 1997; Osborne, Black, Meadows, & Smith, 1993). Some students think that only looking at the object is sufficient to see it (Heywood, 2005; Langley, Ronen, & Eylon,

1997; Şen, 2003). Students' diagrams or explanations on plane mirror image formation contain scientific mistakes or deficiencies (Galili & Hazan, 2000; Heywood, 2005; Langley, Ronen, & Eylon, 1997; Palacios, Cazorla, & Cervantes, 1989). For example, the study of Langley et al. (1997) examined 10th-grade students' conceptions and representations of optical systems, light propagation, illumination patterns, and visual patterns by using a questionnaire consisting of nine questions dealing with common situations involving light and sight. The most significant finding is that the majority of students do not represent light directed away from the light sources. Only a minority indicate direction toward the eye from both luminous and nonluminous objects and they rarely produce consistent explanatory diagrams for the phenomena of shadow formation, dazzling by a mirror, and plane mirror image formation and observation.

Galili and Hazan (2000) explored high school and teacher-training college students' knowledge of light, vision and related topics through a questionnaire comprised thirteen questions. Students were encouraged to draw diagrams or sketches to support their written answers. Before instruction, the majority of the students' written descriptions and sketches describing the vision process made no reference to a physical relationship between the observing eye and the observed objects. And some used expressions such as 'eyes can see', or 'I just open my eyes, and I see.' Also students thought that 'the image was always present in the mirror whether or not it was observed', 'images were first created by a special material comprising the mirror; subsequently we looked in the mirror and saw them', 'when a converging lens was removed, a right-side-up image replaced the previously observed inverted image.'

Heywood (2005) similarly explored conceptual area of light of primary undergraduate trainee teachers by using diagrammatic representations and interview. The study focused on two fundamental optical phenomena; how an object was seen and how an image was formed in a plane mirror. It was found that most students could select the correct scientific representation of how an object was seen and there was awareness of reflection in a plane mirror. However, students had difficulties to provide scientifically explanations and to apply reasoning in more complex contexts.

Goldberg and McDermott (1987) in their studies investigated undergraduates when taking introductory physics, their understanding of the real images produced by convex (converging) lenses and concave mirrors. Their interviews, based on a simple demonstration, found that when an image was produced by a convex (converging) lens on a screen and then the lens was removed students thought an image would still form on the screen.

Other studies (e.g. Bendall, Goldberg, & Galili, 1993; Fetherstonhaugh & Treagust, 1992; Koray & Bal, 2002; Langley, Ronen,

& Eylon, 1997; Osborne, Black, Meadows, & Smith, 1993; Saxena, 1991; Selley, 1996; Stead & Osborne, 1980; Uzun, Alev, & Karal, 2013) generally focus on students' understanding of geometric optics about light or sight concepts. Research related to students' understanding of lenses (Galili & Hazan, 2000; Colin, Chauvet, & Viennot, 2002; Goldberg & MacDermott, 1987; Singh & Butler, 1990; Tao, 2004) is very limited. Also a few studies on geometric optics (e.g. Kocakulah, 2006; Singh & Butler, 1990; Uzun, Alev, & Karal, 2013) are cross-sectional.

A cross-sectional study provides to opportunity to observe a sample, or cross-section, of a population or phenomenon that are made at a particular point in time as a snapshot (Babbie, 2009; Cohen, Manion, & Morrison, 2007; Jackson, 2009; Salkind, 2010). In education, cross-sectional studies imply indirect measures of the nature and rate of changes in the physical and intellectual development of samples of children drawn from representative age levels (Cohen, Manion, & Morrison, 2007). Cross-sectional studies enable the determining of misconceptions and conceptual development of students at different age levels (Morgil & Yörük, 2006).

### ***Cross-Sectional Studies in Physics Education***

Through cross-sectional research, it is possible to find answer to question of “which conceptual understanding or misconception at which grade/age” for education studies.

Uzun, Alev, and Karal (2013) investigated students' understanding of light, sight and related concepts at different educational levels, from primary to higher education. Across-sectional approach was used since the participants were of different ages and at different educational levels. The participants consisted of 30 eighth grade primary school students, 26 eleventh grade secondary school students, and 42 student teachers. The data were obtained through open-ended, multiple choice questions, and drawing exercises. Findings of the study showed that the majority of participants, at all levels, had similar understanding of light, which meant that their conceptions or misconceptions about light remained similar from primary to university level. Some common misconceptions as “light goes out from the eyes to the object in the process of sight” and “light goes out from the eyes to a source in the process of sight” were indicated by participants at all levels.

For this study, a cross-sectional research design was chosen to determine conceptual understanding levels of students at different education levels such as primary school, secondary school and higher education in relationship to lenses. Although there have been several studies about optics generally focusing on light propagation and sight, studies on lenses in optics and using a cross-sectional ones have been very limited as mentioned. Hence, conducting such research increases the significance of this study.

## **METHODOLOGY**

Cross-sectional research design was chosen for this research to determine the same conceptual understanding from primary school through higher education.

### *Participants*

The present study was conducted with 177 participants from three different levels of education primary, secondary, and higher education students in the Black Sea Region of Turkey during the 2013-2014 academic years. The first group consisted of 82 primary school students in the 8th grade (aged 13-14), the second group consisted of 50 secondary school students in the 12th grade (aged 17-18), and the third group consisted of 45 physics teacher candidates in 4th and 5th grades (aged 21 and up) enrolled in five year university physics teaching program. The primary school students in this study were taught about optical lenses in grade 7 (aged 12-13). The formal physics lessons began with secondary education in grade 9 (aged 14-15). The secondary school students of this study were taught about optical lenses in grade 12 (aged 17-18). Teacher candidates in physics teaching program first experienced geometric optics in Physics II course in the first year (grade 1). Also they took an “Optic and Waves” course in the second year (grade 2).

### *Data Collection Tool*

In this study, seven open-ended questions relating to lenses, written and administered in Turkish, were designed by the researcher as the data collection instrument. These questions examined the participants' knowledge of lenses, in general. This type of instrument, frequently used in similar conceptual studies (e.g. Çalık & Ayas, 2005; Galili & Hazan, 2000; Tao, 2004; Trumper, 1993; Yuengyong, Jones, & Yutakom, 2008), instead of a rigid structure, multiple-choice test, aimed to increase the reliability of collected data. To determine content validity of the instrument, the measurement instrument was examined by one physics instructor from the university, one physics teacher from the secondary school, and one science and technology teacher from the primary school. It was necessary to reach a consensus among instructors on the primary school students' fourth and fifth questions, which was about image formation with optical lenses and whether it needed to differ from that for the secondary school and higher education (see Appendix). The condition of the object was taught in determining the shape and size of the image at secondary and higher education levels. However, after examination it was accepted as a measurement instrument that serves the purpose of the research by instructors. Questions on the measurement instrument and aims of the questions were as given in the Appendix.

The instrument was administered in the students' classroom environment. Students were told the questionnaire was intended purely for research purposes and would have no effect on their course grades. The participants were encouraged to answer all questions and given as much time as they needed. They completed their responses in a period of 20-30 minutes.

***Analysis of Data***

The data obtained from students' responses was analysed by using the approaches that determine full response (nomothetic) and classification of explanations into specific categories (ideographic). For the analysis, complete responses for all questions were first determined. Next, to analyse students' responses, the following criteria (Table 1), similar to a rubric developed by Abraham, Williamsom, and Wetsbrook (1994), were employed.

**Table 1 Criteria Used in the Evaluation of the Open-Ended Questions**

<b>Understanding Level</b>	<b>Shortenings</b>
Sound Understanding: Responses containing all components of the scientifically accepted response	SU
Partial Understanding: Responses that included at least one of the components of validated response, but not all the components	PU
Partial Understanding with Specific Misconception: Responses that included both correct and incorrect information	PUSM
Specific Misconceptions: Scientifically incorrect responses containing illogical or incorrect information	SM
No Understanding: Blank, repeats question; irrelevant or unclear response	NU

To prevent random errors or bias in coding that could arise from the researcher, another researcher re-coded about 50% of the answer sheets, randomly selected from each group (41 papers from primary school, 25 papers from secondary school, and 23 papers from higher education). The other researcher was requested to code answers according to the same categories previously used. An inter-coder reliability measure suggested by Miles and Huberman (1994), reliability = number of agreements / (total

number of agreements + disagreements), was utilized to calculate the level of agreement between the two researchers. Inter-coder agreement results obtained from all groups were as indicated in Table 2.

**Table 2 Inter-coder Agreement Results Obtained from All Groups**

Questions	Reliability according to questions			Reliability for each group			Reliability obtained from all groups
	PS	SS	HE	PS	SS	HE	
1	.93	.84	.83				.92
2	.88	.96	.87				
3	.98	.88	.91				
4	.90	1	1	.93	.92	.90	
5	.98	.96	1				
6	.88	.84	.87				
7	.93	.96	.83				

PS: Primary School, SS: Secondary School, HE: Higher Education

Miles and Hubermann (1994) do not specify a particular inter-coder measure, but they suggested the inter-coder agreement should be in the 90% range, depending on the size and range of the coding scheme. The inter-coder agreement between researchers in this case was 91.67% and the coding was considered reliable.

## RESULTS

The analysis of the collected data was completed question-by-question and findings were presented in Table 3 according to the levels of education. Students' wrong explanations for each question were given. To support students' explanations, examples from papers of students were presented from time to time.

Most student answers for Q1 about instruments using optical lenses, and functions of these lenses contain both correct and wrong explanations (PUSM) in all groups. The correct part for these answers is generally about names of the instruments. Students commonly write binoculars, telescope, camera, microscope, flashlight, and glasses for the instruments using optical lenses. But, they also give wrong responses about type of lenses or their functions in these instruments from primary school through higher education. Generally, they write a concave lens is used in the instrument instead of a convex lens. For example, PS students generally write a concave lens is used in binoculars.

As can be seen from Table 3, only 6% of the primary school (PS) students, 8% of secondary school (SS) students, and 29% of the physics

teacher candidates (HE) answered at the “Sound Understanding” (SU) level for Q2, which dealt with discrimination of convex and concave lenses.

**Table 3 Distribution of Students’ Answers According to Level**

Questions and their contents	UL	PS	SS	HE
		(N=82)	(N=50)	(N=45)
		f (%)	f (%)	f (%)
Q1 Instruments used optical lenses and the functions of these lenses	SU	3 (4)	12 (24)	6 (13)
	PU	14 (17)	8 (16)	9 (20)
	PUSM	61 (74)	30 (60)	30 (67)
	SM	4 (5)		
	NU			
Q2 Discrimination of convex and concave lenses	SU	5 (6)	4 (8)	13 (29)
	PU	23 (28)	27 (54)	13 (29)
	PUSM	5 (6)	4 (8)	3 (7)
	SM	33 (40)	9 (18)	15 (33)
	NU	16 (20)	6 (12)	1 (2)
Q3 Image formation on screen, when a convex lens is removed	SU	2 (2)	17 (34)	10 (22)
	PU	1 (1)		
	PUSM	2 (2)	2 (4)	2 (4)
	SM	58 (71)	20 (40)	32 (71)
	NU	19 (23)	11 (22)	1 (2)
Q4 Image formation with convex lenses	SU	3 (4)	12 (24)	6 (13)
	PU	10 (12)	5 (10)	2 (4)
	PUSM	16 (20)	15 (30)	18 (40)
	SM	42 (51)	7 (14)	14 (31)
	NU	11 (13)	11 (22)	5 (11)
Q5 Image formation with concave lenses	SU		16 (32)	8 (18)
	PU	8 (10)	7 (14)	2 (4)
	PUSM	9 (11)	10 (20)	18 (40)
	SM	56 (68)	10 (20)	15 (33)
	NU	9 (11)	7 (14)	2 (4)
Q6 Correction of myopia with optical lenses	SU		3 (6)	6 (13)
	PU	16 (20)	14 (28)	7 (16)
	PUSM	21 (26)	17 (34)	6 (13)
	SM	30 (37)	8 (16)	25 (56)
	NU	15 (18)	8 (16)	1 (2)
Q7 Correction of hyperopia with optical lenses	SU		3 (6)	6 (13)
	PU	14 (17)	16 (32)	8 (18)
	PUSM	19 (23)	16 (32)	6 (13)
	SM	31 (38)	5 (10)	24 (53)
	NU	18 (22)	10 (20)	1 (2)

UL: Understanding Level, SU: Sound Understanding, PUSM: Partial Understanding with Specific Misconception, SM: Specific Misconceptions, PU: Partial Understanding, NU: No Understanding

PS: Primary School, SS: Secondary School, HE: Higher Education



Answer percentages for students from SE and HE with correct explanations were higher than for PS students. Most PS students provided the following incorrect explanations about how they distinguish convex and concave lenses:

“convex lenses are thin, concave ones are thick,”

“the lens that diverges light rays is a convex lens, the lens that converges light rays is a concave lens,”

“the lens, if it magnifies the object, is a concave lens; if it doesn’t magnify, is a convex lens.”

Most student response rates from the different groups for Q3 were at the “Specific Misconceptions” (SM) level. Only 2% of PS students gave an answer at the SU level, indicating the image wasn’t formed on the screen when the lens was removed. The common misconception was “a right-side-up image replaced the previously observed inverted image, when a convex lens was removed.” In addition to this statement, some students’ answers contained “the lens turned the image upside-down.” Briefly, most students from all groups thought an image still formed on the screen when the converging lens was removed.

Students from the SS group gave scientifically correct responses for Q4 and Q5 about image formation with lenses, which were higher than the other groups. However, as shown in Table 4, more students’ answers contained wrong, irrelevant, or no explanations, especially in the PS group. Many students from the PS group drew a concave lens figure instead of a convex lens for Q4 and drew the opposite for Q5 (Figure 1 and 2) for their explanations. Some students’ common misconceptions in the PS group included

“convex lenses diverge light rays”,

“concave lenses converge light rays”,

“concave lenses turn the image upside-down and magnify it”,

“convex lenses show the object away” (Figure 1),

“concave lenses show the object near” (Figure 2),

“convex lenses show the object smaller”,

“concave lenses show the object bigger”,

“convex lenses show the object thin and short” (Figure 3),

“concave lenses show the object thick and tall” (Figure 4).




Figure 1 PS student’s convex lens drawing and explanation

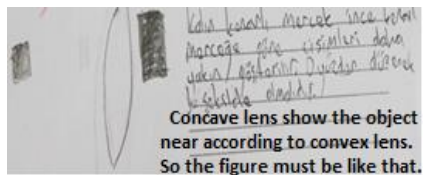

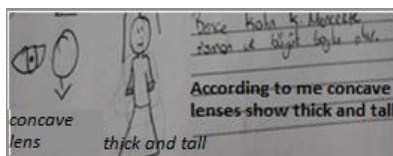


Figure 2 PS student’s concave lens drawing and explanation



**Figure 3 PS student’s convex lens drawing and explanation**



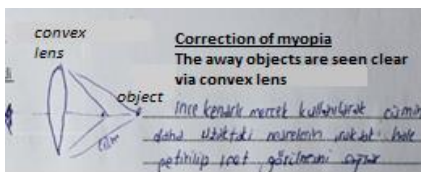
**Figure 4 PS student’s concave lens drawing and explanation**

Students’ misconceptions are shown in Table 4. Also, answers from SS and HE groups contain mistakes about shape and size of the image formed with lenses according to object positions.

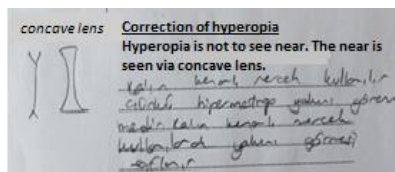
**Table 4 Students’ Misconceptions Related to Lenses**

Misconceptions	PS	SS	HE
Convex lenses are thin, the concave ones are thick	X	X	X
Convex lenses diverge light rays	X	X	X
Concave lenses converge light rays	X	X	X
A right-side-up image replaces the previously observed inverted image, when a convex lens is removed	X		
Concave lenses turn the image upside-down and magnify it	X	X	X
Convex lenses show the object away	X		X
Concave lenses show the object near	X		X
Convex lenses show the object smaller	X		
Concave lenses show the object bigger	X		
Convex lenses show the object thin and short	X	X	X
Concave lenses show the object thick and tall	X	X	X
Myopia is corrected via convex lens			
Hyperopia is corrected via concave lens			

To identify students’ knowledge about correction of eye problems with lenses (Q6 and Q7), none of the PS students provided an answer at the SU level. For PS students and physics teacher candidates from HE, the highest percentage was at the SM level. An analysis of the responses for these questions given by a significant proportion of the students from all groups revealed students have common misconceptions that “myopia was corrected via a convex lens” (Figure 5) and “hyperopia was corrected via a concave lens” (Figure 6).

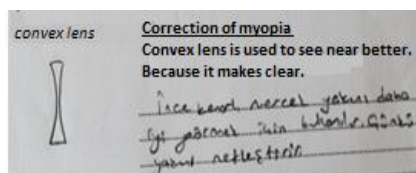


**Figure 5** Drawing and explanation of a physics teacher candidate in 4th grade about correction of myopia

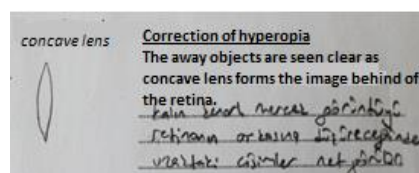


**Figure 6** Drawing and explanation of a physics teacher candidate in 4th grade about correction of hyperopia

Also answers by some students from the HE group contained wrong drawings related to lenses. They drew concave lens figures for convex lens explanations (Figure 7) and the opposite, as in Figure 8.



**Figure 7** Drawing and explanation of a physics teacher candidate in 5th grade about correction of myopia



**Figure 8** Drawing and explanation of a physics teacher candidate in 5th grade about correction of hyperopia

### DISCUSSION AND CONCLUSION

This study investigated the conceptual understanding of students at different educational levels, in relationship to lenses in optics within the physics discipline. Students' written responses for Q1 revealed that the majority of participants at all levels know instruments using lenses, but they have wrong explanations for the type of lenses instruments contained and in explaining the functions of these lenses. An important aim of science education is making science more relevant to students, more easily learned and remembered, and also more reflective of the actual practice of science (Arroio, 2010). But more often students believe the physics discipline is irrelevant to their lives (Efthimiou, 2006). By contrast with students' opinions; physics can be seen in every area of our lives and to show this we need to represent applications of physics with life in our learning environments. Therefore, related to lenses in optics, we need to show students the structure of an eye, obtaining maybe a cow's eye. Also, functions of lenses can be explained based on instruments such as microscope, binoculars, camera, epidiascope, telescope etc. So, students can associate optics, and thereby physics, with life.

Explanations for Q2 indicated students, especially from PS, had difficulties discriminating convex and concave lenses from each other. These results show students have lack of knowledge about shapes and characteristics of lenses.

Findings from Q3, Q4 and Q5 revealed many students at all education levels had problems about image formation using lenses and functions of the lenses. Most students believed the image could occur on the screen without a lens. This result seemed consistent with that found in the literature (Goldberg & McDermott, 1987; Galili & Hazan, 2000; Kocakulah, 2006). Students actively engaged in hands-on experiments using convex and concave lens in learning environment could reinforce their understanding functions of lenses and their differences from each other.

Some students from the PS group think that convex lenses show the object thin and concave lenses, thick. This result may be derived from language problems as 'thin edge lens' expression instead of convex lens and 'thick edge lens' expression instead of concave lens are used more frequently by Turkish textbooks or teachers. This result is compatible with the research of Kocakulah (2006) who examined the forms of ideas about image formation and colours of the primary and secondary school students and prospective teachers who would be in a position to teach those in primary and physics classes.

One of the application areas for lenses in daily life is the treatment of eye problems. The present study results show participants have problems applying their knowledge of lenses to myopia and hyperopia eye problems. The poor results may be due to mixing of lens functions as understood by the previous questions.

Looking at the students' level of understanding for all questions by considering the sum of the percentages in 'Sound Understanding' and those at 'Partial Understanding' levels, there is an increase from grade 8 to grade 12. As the academic level advanced, the participants had more experiments and experiences in optics. So, scientifically correct explanations may be expected to increase as academic level advanced. However, there is a decrease from grade 12 to higher education about sum of the percentages in 'Sound Understanding' and 'Partial Understanding' levels perhaps resulting from the impact of the grades 12 external examination. The graph shows a 'Λ shaped' as considering PS to SS and to HE. Similarly, looking at the sum of the percentages of 'Specific Misconception' of participants we see that it shows a 'V shaped' except in the case of item 1. Students' common misconceptions at all levels are indicated in table 4

Based on the results, it can be said students from PE, SE, and HE still lack knowledge or scientifically wrong explanations in functions of the convex and concave lenses, discrimination of these lenses, image formation with lenses and applying their knowledge of lenses to myopia and hyperopia eye problems. This is the case, although they learned this subject

area in their schools. It shows that there are significant similarities between students' learning at different levels.

The results are valid for the study group who participated in present study, although the study doesn't intend to generalize the results to a larger universe. The HE group from the secondary physics education program are destined to become future physics teachers yet they still had conceptual problems with image formation and functions of convex and concave lenses. These problems need to be taken into account, especially as physics teacher candidates may transfer their non-scientific knowledge to their students. Future research need to examine reasons for such lack of knowledge and scientifically wrong responses of students in detail. This may arise because of several factors such as learning environments, teacher competencies, physics textbooks etc. And as the factor may differ for the education levels, there is a need to focus on the factor or factors related to education level to overcome these difficulties. For example, if the problem originated from traditional and teacher-centred learning environments, we can organize student-centred and active learning environments that students are engaged in optics activities such as experiments, discussing, writing, role-playing, simulations, demonstrations etc.

#### REFERENCES

- Abraham, M. R., Williamsom, V. M., & Wetsbrook, S. L. (1994). A cross-age study of the understanding of five chemistry concepts. *Journal of Research in Science Teaching*, 31(2), 147-165.
- Andersson, B., & Karrqvist, C. (1983). How Swedish pupils ages 12–15 years understand light and its properties. *European Journal of Science Education*, 5, 387–402.
- Apostolides, T. (2008). Secondary school students' conceptions relating to motion under gravity. *Science Education International*, 19(4), 405-414.
- Arroio, A. (2010). Context based learning: A role for cinema in science education. *Science Education International*, 21(3), 131-143.
- Babbie, E. (2009). *The practice of social research*. Belmont, USA: Cengage Learning Publishing.
- Bendall, S., Goldberg, F., & Galili, I. (1993). Prospective elementary teachers' prior knowledge about light. *Journal of Research in Science Teaching*, 30, 1169-1187.
- Blanco, A., & Prieto, T. (1997). Pupils' views on how stirring and temperature affect the dissolution of a solid in a liquid: A cross-age study (12 to 18). *International Journal of Science Education*, 19(3), 303-315.
- Cohen, L., Manion, L., & Morrison, K. (2007). *Research methods in education*. Oxon, USA: Routledge Publishing.

- Colin, P., & Viennot, L. (2001). Using two models in optics: Students' difficulties and suggestions for teaching. *American Journal of Physics*, 69(7), 36-44.
- Colin, P., Chauvet, F., & Viennot, L. (2002). Reading images in optics: Students' difficulties and teachers views. *International Journal of Science Education*, 24(3), 313-332.
- Çalık, M., & Ayas, A. (2005). A cross-age study on the understanding of chemical solutions and their components. *International Education Journal*, 6(1), 30-41.
- Duit, R., & Treagust, R. (2003). Conceptual change: A powerful framework for improving science teaching and learning. *International Journal of Science Education*, 25(6), 671-688.
- Efthimiou, C., Llewellyn, R., Maronde, D., & Winningham, T. (2006). *Physics in films: An assessment*. Retrieved from <http://arxiv.org/ftp/physics/papers/0609/0609154.pdf>.
- Fetherstonhaugh, T., & Treagust, D. F. (1992). Students' understanding of light and its properties: Teaching to engender conceptual change. *Science Education*, 76, 653-672.
- Galili, I., Bendall, S., & Goldberg, F. (1993). The effect of prior knowledge and instruction on understanding image formation. *Journal of Research in Science Teaching*, 30, 271-301.
- Galili, I., & Hazan, A. (2000). Learners' knowledge in optics: Interpretation, structure and analysis. *Journal of Research in Science Teaching*, 22(1), 57-88.
- Galili, I., & Lavrik, V. (1998). Flux concept in learning about light: A critique of the present situation. *Science Education*, 82(5), 591-613.
- Goldberg, F., & MacDermott, L. C. (1987). An investigation of student understanding of the real image formed by a converging lens or concave mirror. *American Journal of Physics*, 55, 108-119.
- Gönen, S., & Kocakaya, S. (2010). A cross-age study on the understanding of heat and temperature. *Eurasian Journal of Physics and Chemistry Education*, 2(1), 1-15.
- Heywood, D. S. (2005). Primary trainee teachers' learning and teaching about light: Some pedagogic implications for initial teacher training. *International Journal of Science Education*, 27(12), 1447-1475.
- Jackson, S. L. (2009). *Research methods and statistics: A critical thinking approach*. USA: MacMillan Publishing.
- Kapucu, S. (2014). Salient beliefs of pre-service primary school teachers underlying an attitude "liking or disliking physics". *Science Education International*, 25(4), 437-458.
- Kaya Şengören, S. (2010). Turkish students' mental models of light to explain the single slit diffraction and double slit interference of light: A cross-sectional study. *Journal of Baltic Science Education*, 9(1), 61-71.

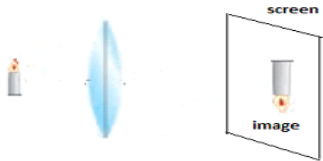
- Kocakülah, A. (2006). *The effect of traditional teaching on primary, secondary and university students' conceptual understanding of image formation and colours*. Unpublished Ph.D. dissertation, Balıkesir University, Turkey.
- Koray, Ö. C., & Bal, Ş. (2002). Primary school 5th and 6th grade students' misconceptions about light and speed of light and forms of construction of these conceptions. *Journal of Gazi Education Faculty*, 22(1), 1-11.
- Krnel, D., Glažar, S. S., & Watson, R. (2003). The development of the concept of "matter": A cross-age study of how children classify materials. *Science Education*, 87, 621-639.
- Langley, D., Ronen, M., & Eylon, B. (1997). Light propagation and visual patterns: Preinstruction learners' conceptions. *Journal of Research in Science Teaching*, 34(4), 399-424.
- Liu, X., & Tang, L. (2004). The progression of students' conceptions of energy: A cross-grade, cross-cultural study. *Canadian Journal of Science, Mathematics and Technology Education*, 4(1), 43-57. Doi: 10.1080/14926150409556596
- Miles, M. B., & Huberman, A. M. (1994). *Qualitative data analysis*. London: Sage Publications.
- Morgil, İ., & Yörük, N. (2006). Cross-age study of the understanding of some concepts in chemistry subjects in science curriculum. *Journal of Turkish Science Education*, 3(1), 15-27.
- Osborne, J. F., Black, P., Meadows, J., & Smith, M. (1993). Young children's (7-11) ideas about light and their development. *International Journal of Science Education*, 15(1), 83-93.
- Palacios, F. J. P., Cazorla, F. N., & Cervantes, A. (1989). Misconceptions on geometric optics and their association with relevant educational variables. *International Journal of Science Education*, 11(3), 273-286.
- Rodrigues, A. M., Tavares, L. B., Ortega, J. L., & De Mattos, C. R. (2010). Planning lessons: A socio-historical-cultural approach in physics teaching. *Science Education International*, 21(4), 241-251.
- Sağlam Arslan, A. (2010). Cross-grade comparison of students' understanding of energy concepts. *Journal of Science Education and Technology*, 9, 303-313.
- Salkind, N. J. (2010). *Encyclopaedia of Research Design* (Vol. 1). California, USA: Sage Publications.
- Saxena, A. B. (1991). The understanding of the properties of light by students in India. *International Journal of Science Education*, 13(3), 283-289.
- Selley, N. J. (1996). Children's ideas on light and vision. *International Journal of Science Education*, 18(6), 713-723.
- Singh, A., & Butler, P. H. (1990). Refraction: Conceptions and knowledge structure. *International Journal of Science Education*, 12(4), 429-442.

- Stead, B. F., & Osborne, R. J. (1980). Exploring students' concepts of light. *Australian Science Teachers Journal*, 26(3), 84 - 90.
- Şen, A. İ. (2003). Investigations of misconceptions and learning difficulties of elementary students on light, vision and mirrors. *Hacettepe University Journal of Education*, 25, 176-185.
- Tao, P. K. (2004). Developing understanding of image formation by lenses through collaborative learning mediated by multimedia computer-assisted learning programs. *International Journal of Science Education*, 26(10), 1171–1197.
- Trumper, R. (1993). Children's energy concepts: A cross-age study. *International Journal of Science Education*, 15(2), 139-148.
- Trumper, R., & Gorsky, P. (1996). A cross-college age study about physics students' conceptions of force in pre-service training for high school teachers. *Physics Education*, 31(4), 227-236. doi: 10.1088/0031-9120/31/4/021
- Trumper, R. (2001). A Cross-age study of senior high school students' conceptions of basic astronomy concepts. *Research in Science & Technological Education*, 19(1), 97-109.
- Westbrook, S. L., & Marek, E. A. (1991). A cross-age study of student understanding of the concept of diffusion. *Journal of Research in Science Teaching*, 28(8), 649-660.
- Uzun, S., Alev, N., & Karal, I. S. (2013). A cross-age study of an understanding of light and sight concepts in physics. *Science Education International*, 24(2), 129-149.
- Yuengyong, C., Jones, A., & Yutakom, N. (2008). A comparison of Thailand and New Zealand students' ideas about energy related to technological and societal issues. *International Journal of Science and Mathematics Education*, 6, 293-311.



APPENDIX

Appendix Questions in Measurement Instrument and Aims of Them

Questions	Aim						
<p>1. Please enter the names of three instruments using lens, types of lenses, and their functions in these instruments in the table below.</p> <table border="1" data-bbox="190 490 1047 557"> <thead> <tr> <th data-bbox="190 490 437 517">Name of instrument</th> <th data-bbox="437 490 837 517">Type of lens used in the instrument</th> <th data-bbox="837 490 1047 517">Function of this lens</th> </tr> </thead> <tbody> <tr> <td data-bbox="190 517 437 557"> </td> <td data-bbox="437 517 837 557"> </td> <td data-bbox="837 517 1047 557"> </td> </tr> </tbody> </table>	Name of instrument	Type of lens used in the instrument	Function of this lens				<p>To determine students' awareness about instruments used optical lenses and the functions of these lenses</p>
Name of instrument	Type of lens used in the instrument	Function of this lens					
<p>2. Distinguish the converging and diverging lenses in the box. How do you distinguish them? Please explain.</p>	<p>To determine students' discrimination of convex (converging) and concave (diverging) lenses.</p>						
<p>3. The following figure shows the image of a candle. What can be said about the image when the lens is removed? Please write a justification for your answer.</p>	<p>.....                  .....                  .....                  Because .....                  .....</p>						
 <p>The diagram shows a candle on the left, a convex lens in the middle, and a screen on the right. An inverted image of the candle is formed on the screen. The screen is labeled 'screen' and the image is labeled 'image'.</p>	<p>To determine students' understanding of image formation with convex lens.</p>						

Appendix Questions in Measurement Instrument and Aims of Them (Contn'd)

<p>4. For primary school students</p>	<p>How is the image of an object formed with a converging lens. Please draw its figure and explain.</p> <p><u>Figure</u> _____ <u>Explanation</u> :</p> <p>.....</p> <p>.....</p> <p>.....</p> <p>.....</p> <p>.....</p>	<p>To determine students' understanding of image formation with converging lens.</p>
<p>For secondary school and higher education</p>	<p>How are the shape and size of the image formed for an object with a converging lens, according to following positions.</p> <p><b>a) If the object is outside the center (2F)</b>                  Shape of image....                  Size of image, according to the object.....</p> <p><b>b) If the object is between center (2F) and focal (F)</b>                  Shape of image....                  Size of image, according to the object.....</p>	
<p>5. For primary school students</p>	<p>How is the image of an object formed with a diverging lens. Please draw its figure and explain.</p> <p><u>Figure</u> _____ <u>Explanation</u> :</p> <p>.....</p> <p>.....</p> <p>.....</p> <p>.....</p> <p>.....</p>	<p>To determine students' understanding of image formation with diverging lens.</p>
<p>For secondary school and higher education</p>	<p>How are the shape and size of an image formed for an object with a diverging lens, if the object is between infinity (∞) and the lens.</p> <p>Shape of image....                  Size of image, according to the object.....</p>	

