

 **edCHOICE**

TEENS AND THEIR SCHOOLING PERSPECTIVES

A National Polling Report

August 2024

KEY FINDINGS

1. Teens are most likely to point to school being too “boring,” “stressful,” or “pointless” as reasons why a significant number of students are chronically absent from class. They believe providing more learning activities focused on life skills would be most helpful to bring frequently absent students back to the classroom.
2. Nearly 1 in 5 teens self-report missing more than 15 days of school last year. This proportion is relatively unchanged from August 2023. Teens are most likely to have missed class last year due to illness or for an appointment like the doctor or the dentist.
3. Nearly 70% of teens feel “school is boring” to at least some degree. Likewise, 40% disagree with “I like going to school.” By contrast, teens are much more likely to disagree than agree that “school is a waste of time.”
4. Almost two-thirds of teens said their school asked them to fill out an opinion survey last year. A smaller percentage say they want their school to conduct such a survey.
5. Although 70% of teens say students and parents should share responsibility for choosing which school type they attend, less than half said there was such shared decision-making this school year.
6. Just over half of teens would prefer some version of hybrid schooling. Support for hybrid schooling has risen almost ten points since August 2023..
7. About one-third of teens are concerned about a violent intruder entering their school. Students in the 11th and 12th grade are slightly more concerned than their younger peers.
8. Around 1 in 5 teens see themselves working in business by 2035. Nearly 1 in 7 say they can see themselves in health care or engineering.
9. Just over one-fourth of teens say they have no specific post-high school plans or do not know what they will do. Responses are nearly identical to what we observed in August 2023.

Methodology: This poll was conducted between August 22 – August 26, 2024 among a national sample of 1,002 Teens. The interviews were conducted online and the data were weighted to approximate a target sample of Teens based on gender, age, race, and region. Results from the full survey have a measure of precision of plus or minus 3.1 percentage points.

AGENDA

TEEN PERSPECTIVES

SCHOOLING EXPERIENCES

SURVEY PROFILE AND DEMOGRAPHICS

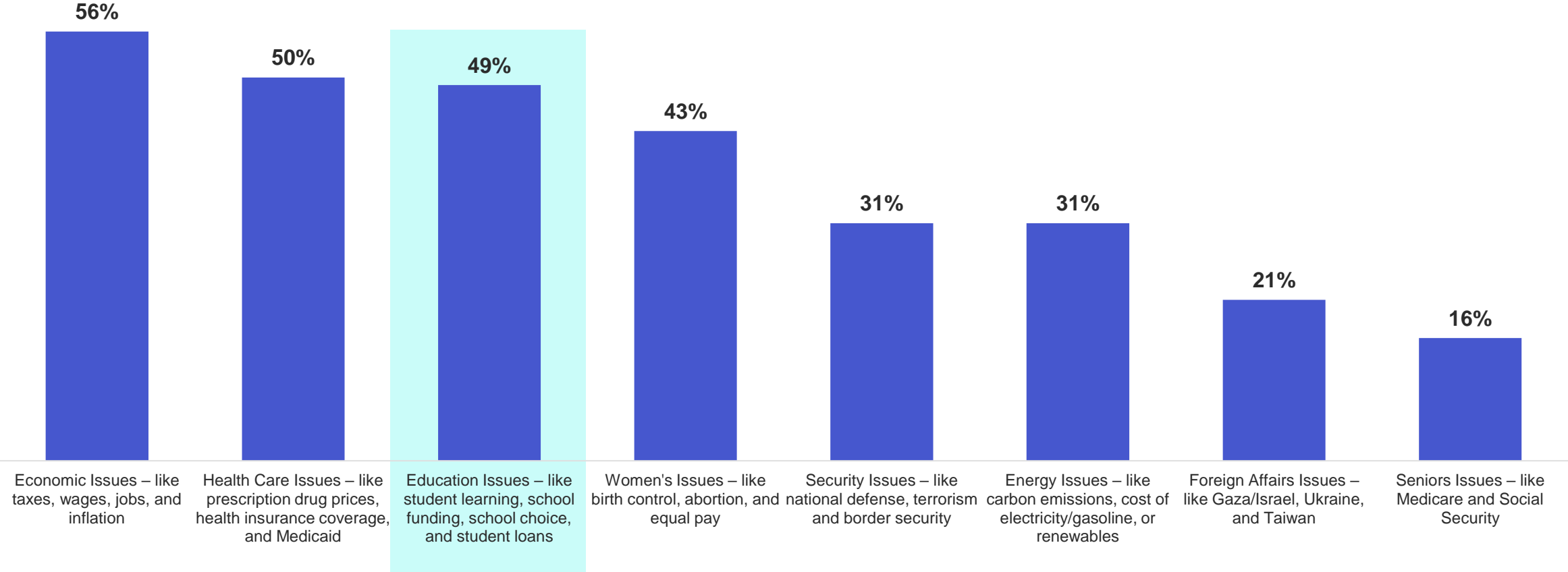


Economic issues are most important to teens, followed closely by health care issues and education issues.

Right now, which of these public policy issues are most important to you? Please select three.

Teens

% Selected

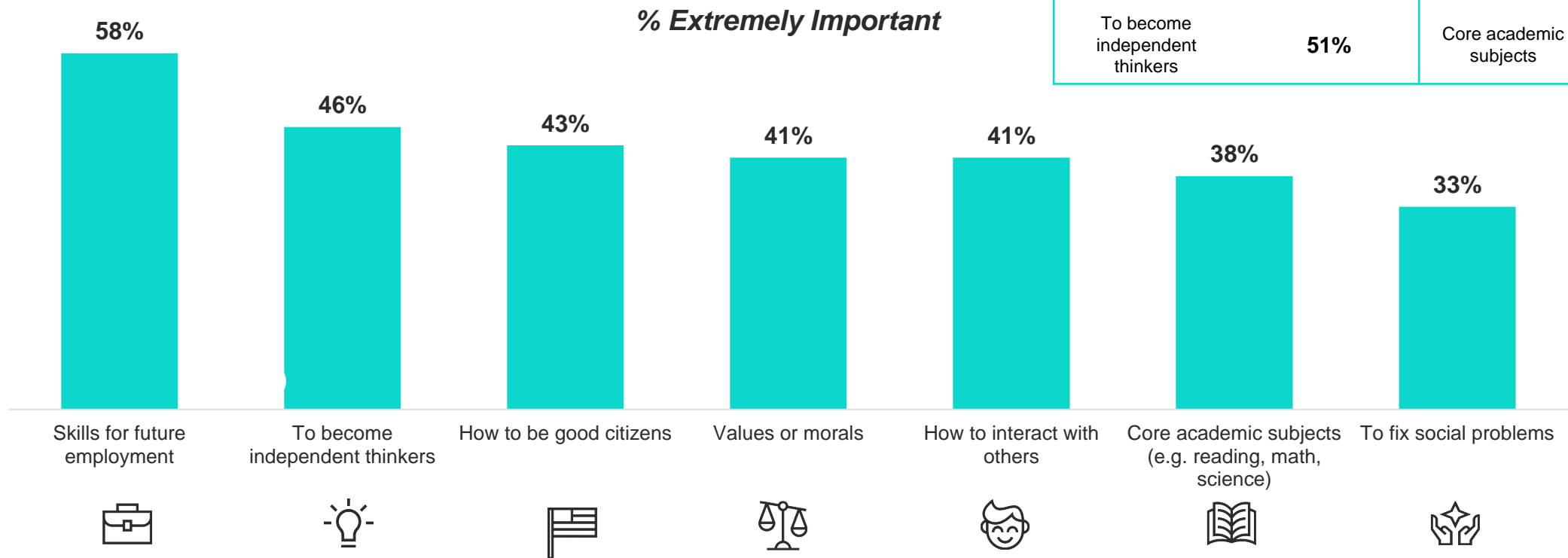


Source: Survey conducted August 22 – 26, 2024, among U.S. Teens (ages 13-18)

Teens see skills for future employment as the most important thing to learn while at school. Fixing social problems is of least importance to them.

In your opinion, how important is it for you to learn each of these at school?

Average % selected “Extremely Important”: **43%**



School Parents - Top 3 Reasons % Extremely Important

	Grades K-8	Grades 9-12
Core academic subjects	57%	Skills for future employment 66%
Skills for future employment	51%	To become independent thinkers 59%
To become independent thinkers	51%	Core academic subjects 57%

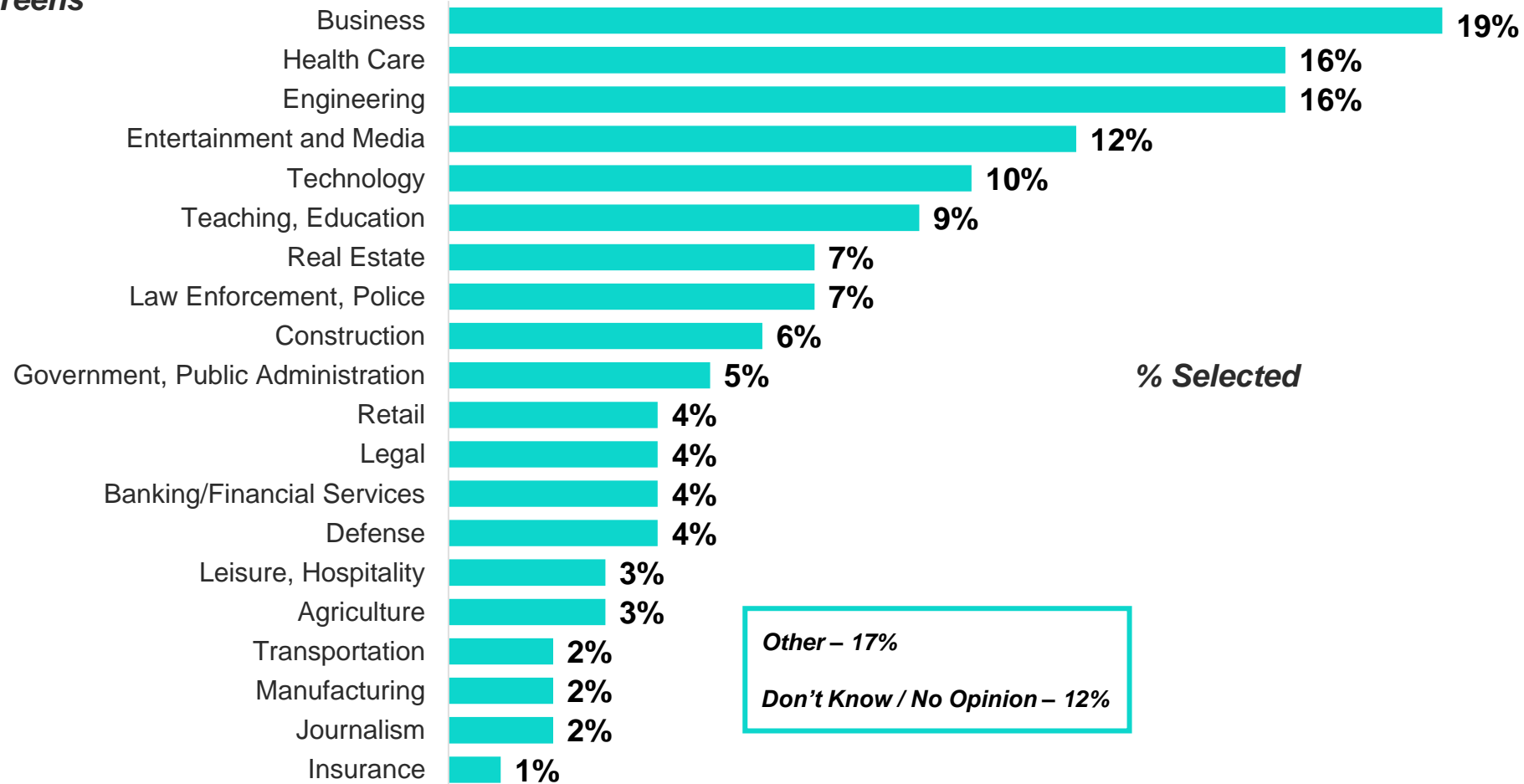
Parents Data Source: Survey conducted August 2, 2024 – August 6, 2024, among U.S. adults

Source: Survey conducted August 22 – 26, 2024, among U.S. Teens (ages 13-18)

Around 1 in 5 teens see themselves working in business by 2035. Nearly 1 in 7 say they can see themselves in health care or engineering.

If you can imagine what kind of job you will have in 2035, in what profession or industry can you see yourself working in?.

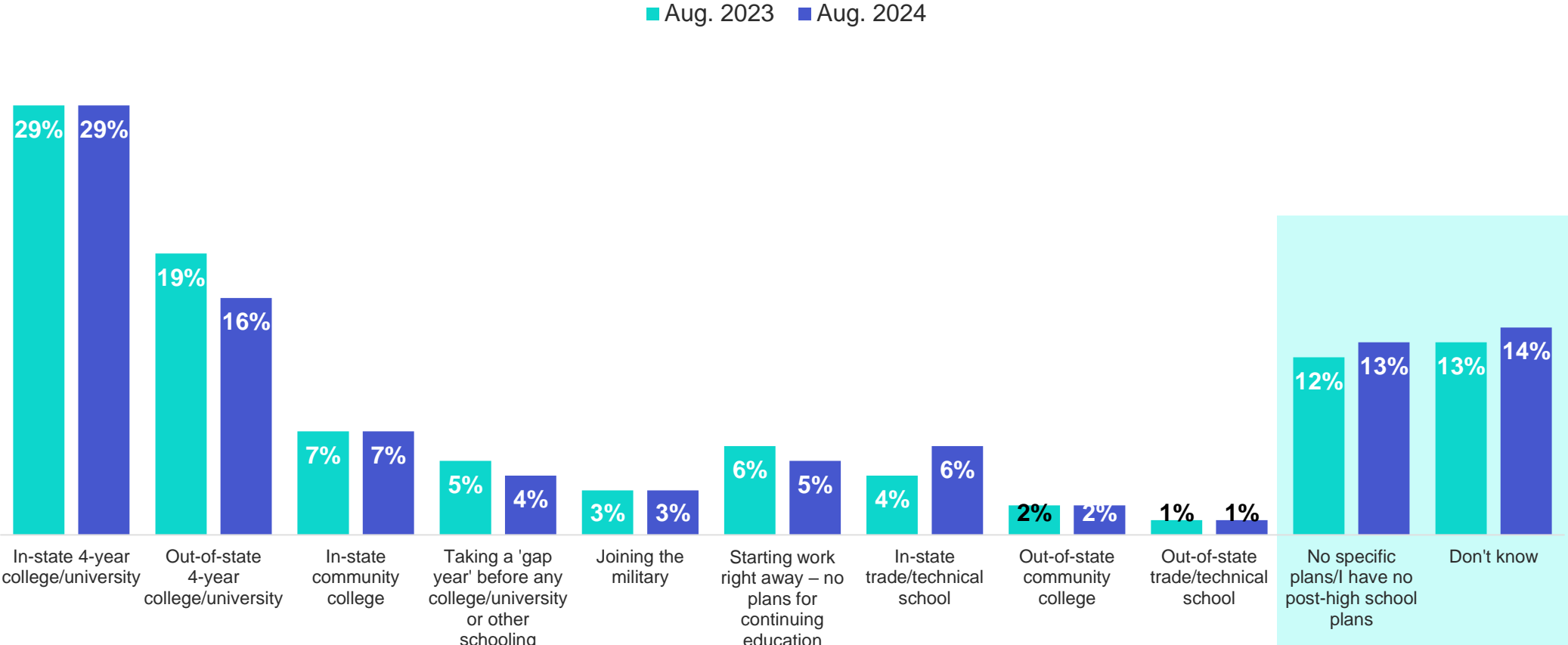
Teens



Just over one-fourth of teens say they have no specific post-high school plans or do not know what they will do. Responses are nearly identical to what we observed in August 2023.

Thinking about your plans following high school, please select what your plans are now for the next school year.

Teens

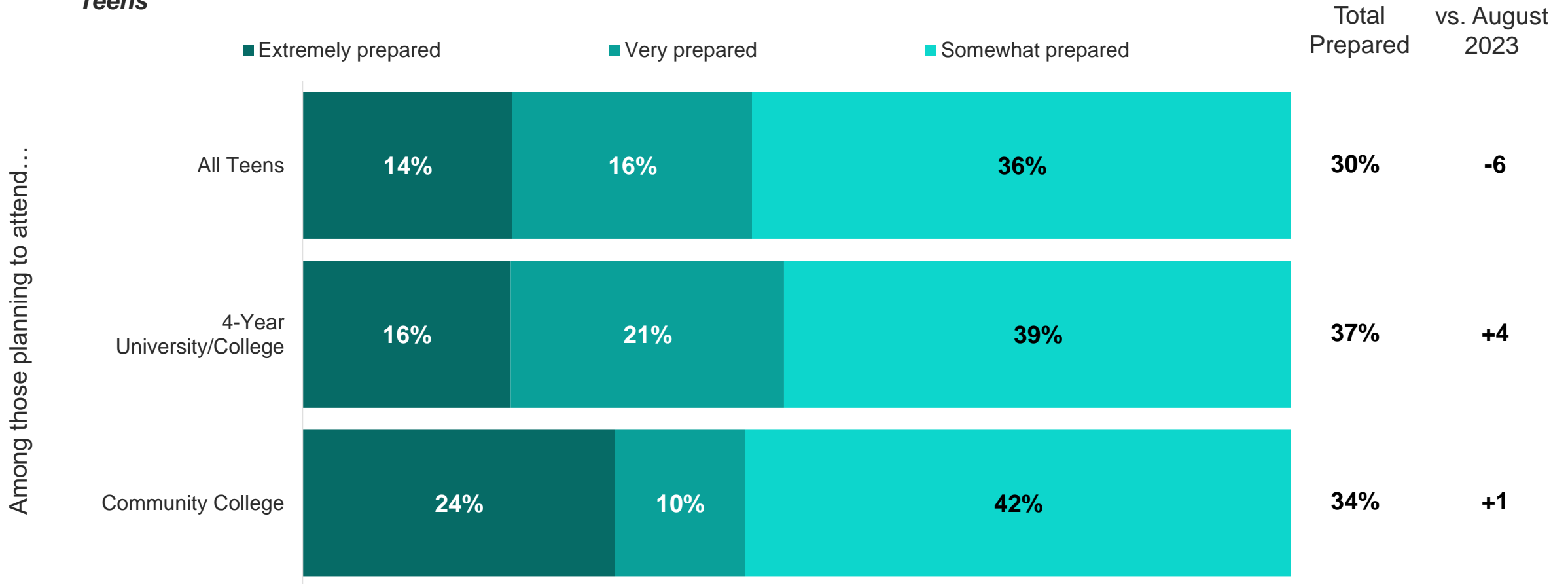


Source: Survey conducted August 22 – 26, 2024, among U.S. Teens (ages 13-18)

Less than one-third of teens feel extremely or very prepared for an education beyond high school.

To what extent do you feel prepared for...?

Teens



Source: Survey conducted August 22 – 26, 2024, among U.S. Teens (ages 13-18)

Note: "Not that prepared", "not at all prepared" and "don't know/no opinion" responses not shown

AGENDA

TEEN PERSPECTIVES

SCHOOLING EXPERIENCES

SURVEY PROFILE AND DEMOGRAPHICS

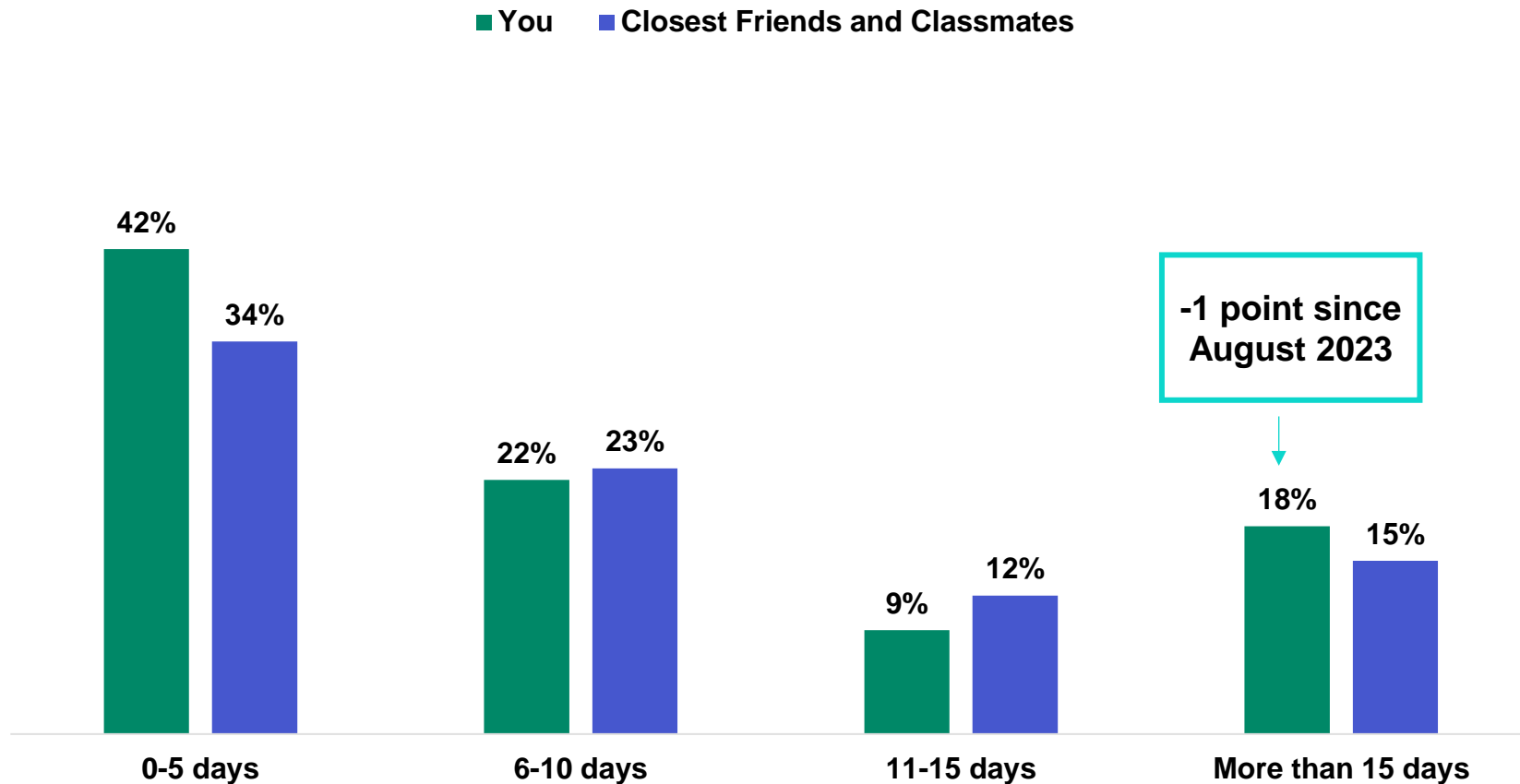


Nearly 1 in 5 teens self-report missing more than 15 days of school last year. This proportion is relatively unchanged from August 2023.

Thinking about LAST school year, how many WHOLE DAYS of school did you miss and were absent?

Teens

Thinking about LAST school year, on average, how many WHOLE DAYS would you say **your closest friends and classmates** were absent from school?

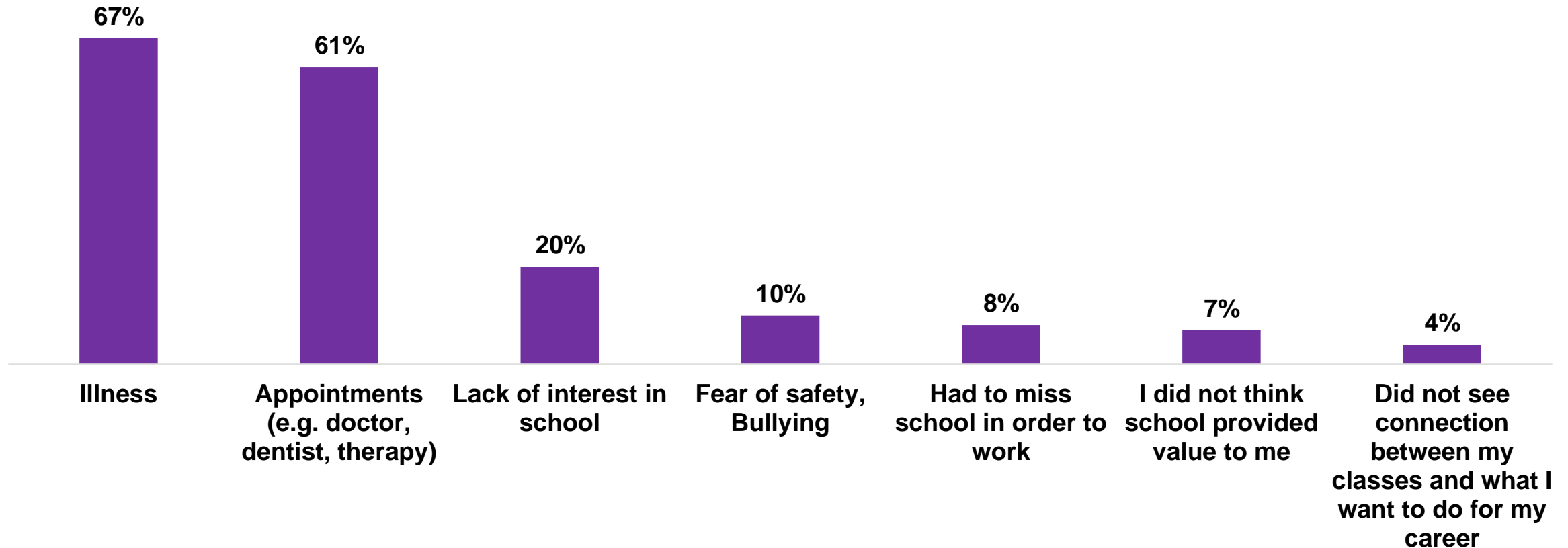


Teens are most likely to have missed class last year due to illness or for an appointment like the doctor or the dentist.

And what are the reasons why you were absent LAST school year? Select all that apply.

Teens

% Selected

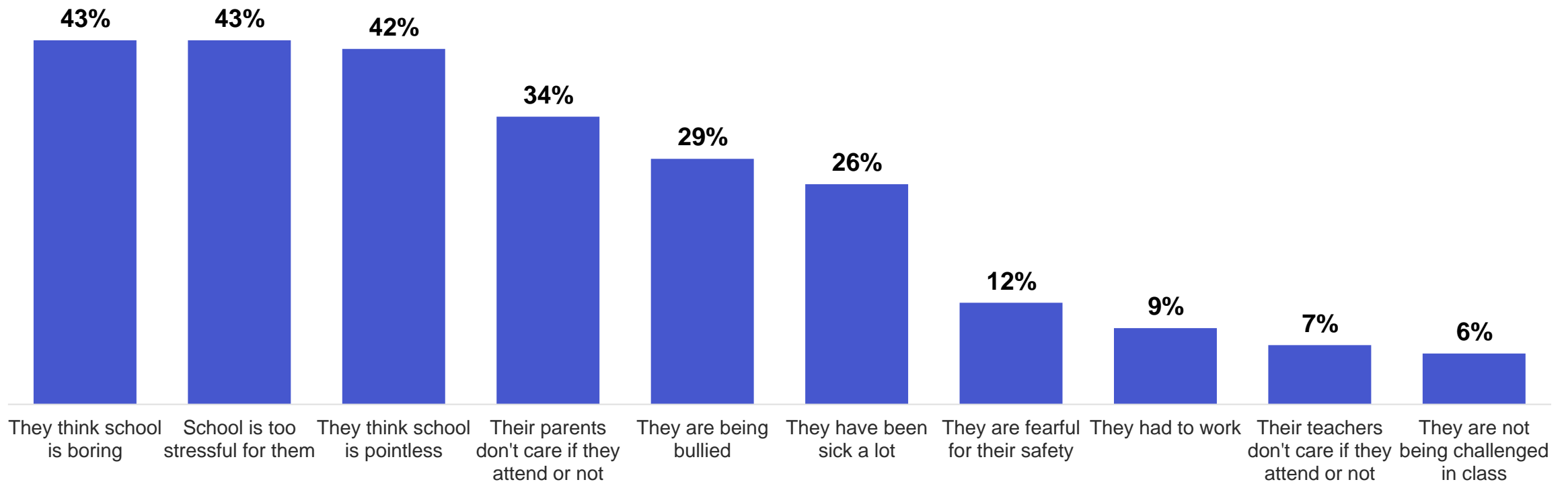


Teens are most likely to point to school being too “boring,” “stressful,” or “pointless” as reasons why a significant number of students are chronically absent from class.

It has been reported that more than 25 percent of American students have been chronically absent from school in the past few years. Why do you think that is?

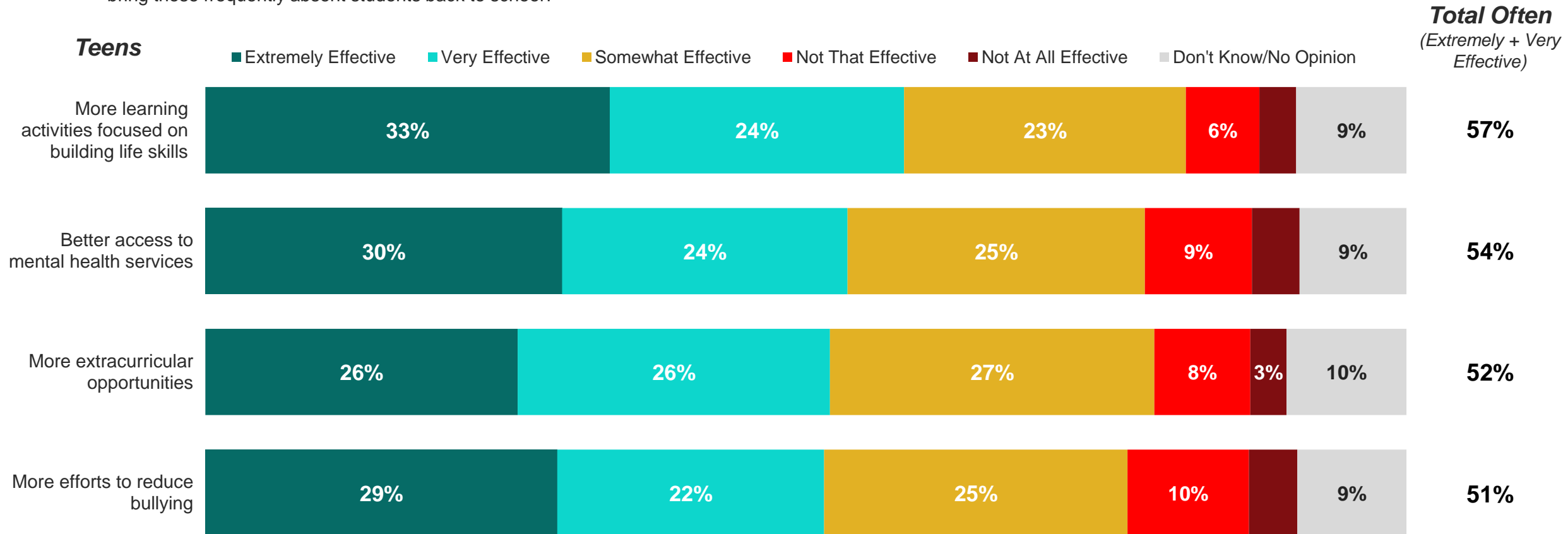
Teens

% Selected



Teens believe providing more learning activities focused on life skills would be most helpful to bring frequently absent students back to the classroom.

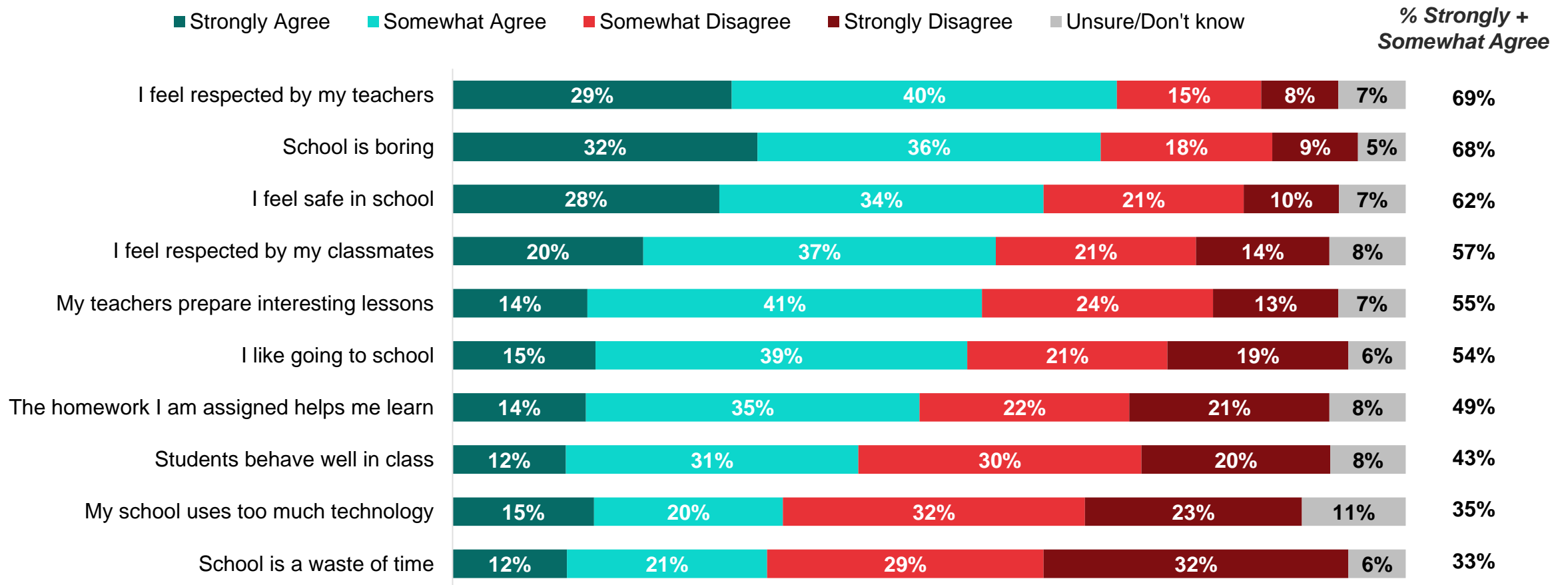
Student absenteeism is a topic receiving a lot of attention from teachers, principals, and among the public. How effective do you think each of the following can be to help bring those frequently absent students back to school?



Nearly 70% of teens feel “school is boring” to at least some degree. Likewise, 40% disagree with “I like going to school.” By contrast, teens are much more likely to disagree than agree that “school is a waste of time.”

Do you agree or disagree with the following statement?

Teens

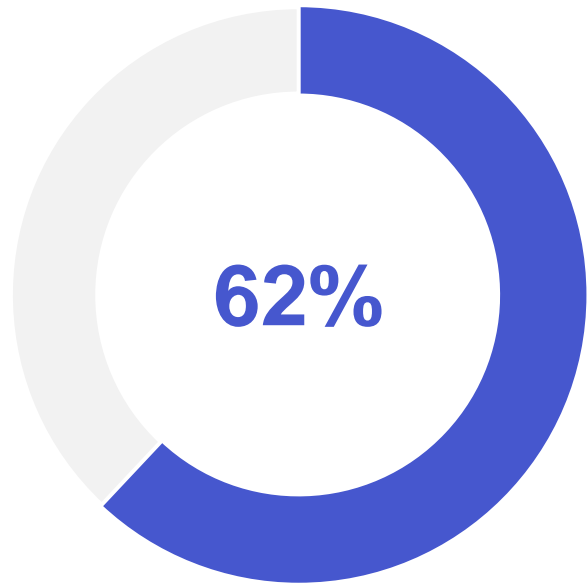


Source: Survey conducted August 22 – 26, 2024, among U.S. Teens (ages 13-18)

Nearly two-thirds of teens said their school asked them to fill out an opinion survey last year. A smaller percentage say they want their school to conduct such a survey.

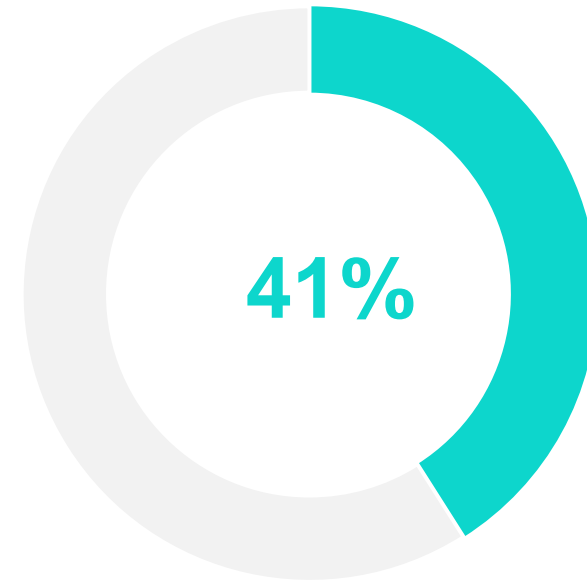
Thinking back to last school year, did your school ask you to fill out a survey to share your experiences and opinions about school?

Teens



Would you like your school to ask you to fill out a survey to share your experiences and opinions about school?

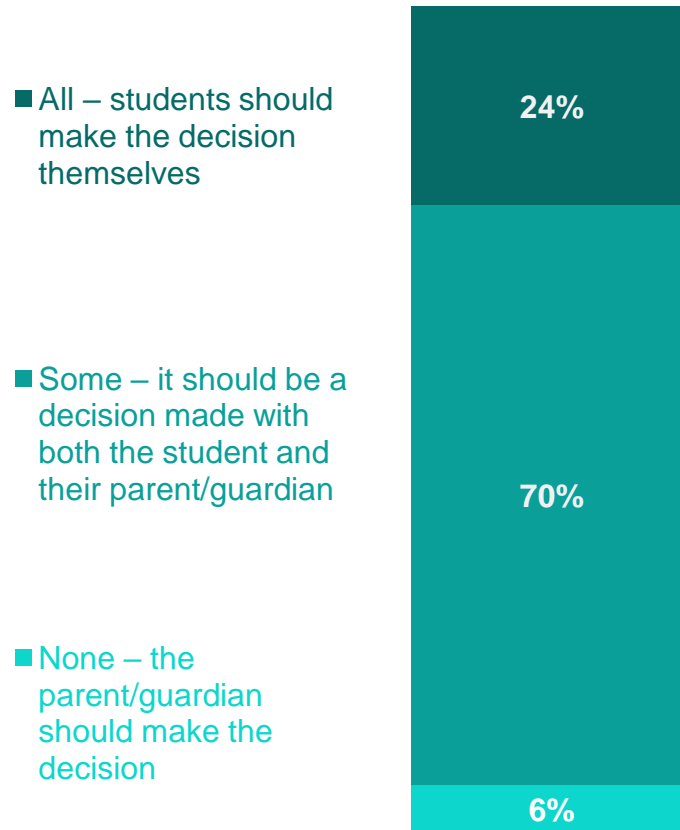
Total % "Yes"



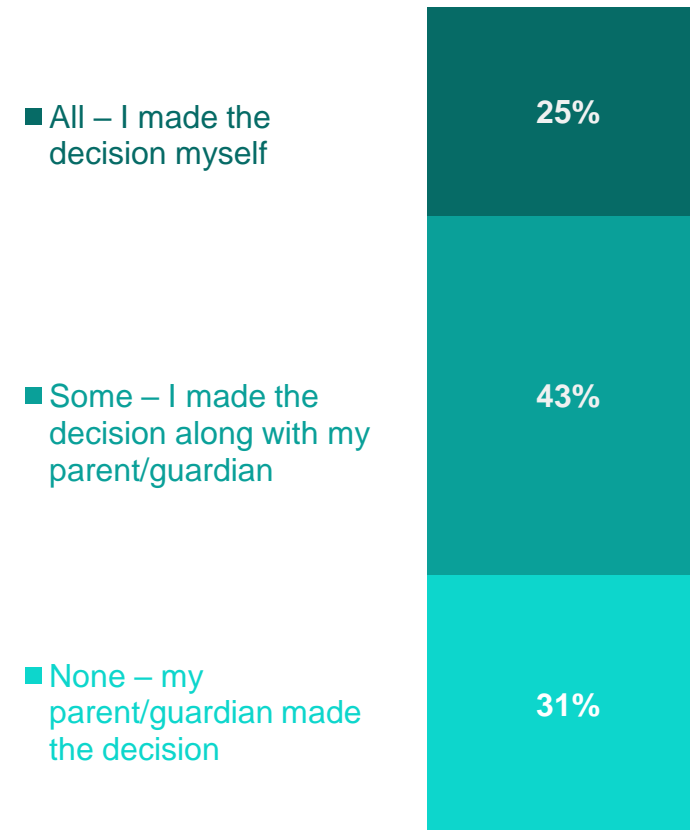
Although 70% of teens say students and parents should share responsibility for choosing which school type they attend, less than half said there was such shared decision-making this school year.

How much of a say do you think students should have in the type of school they attend?

Teens



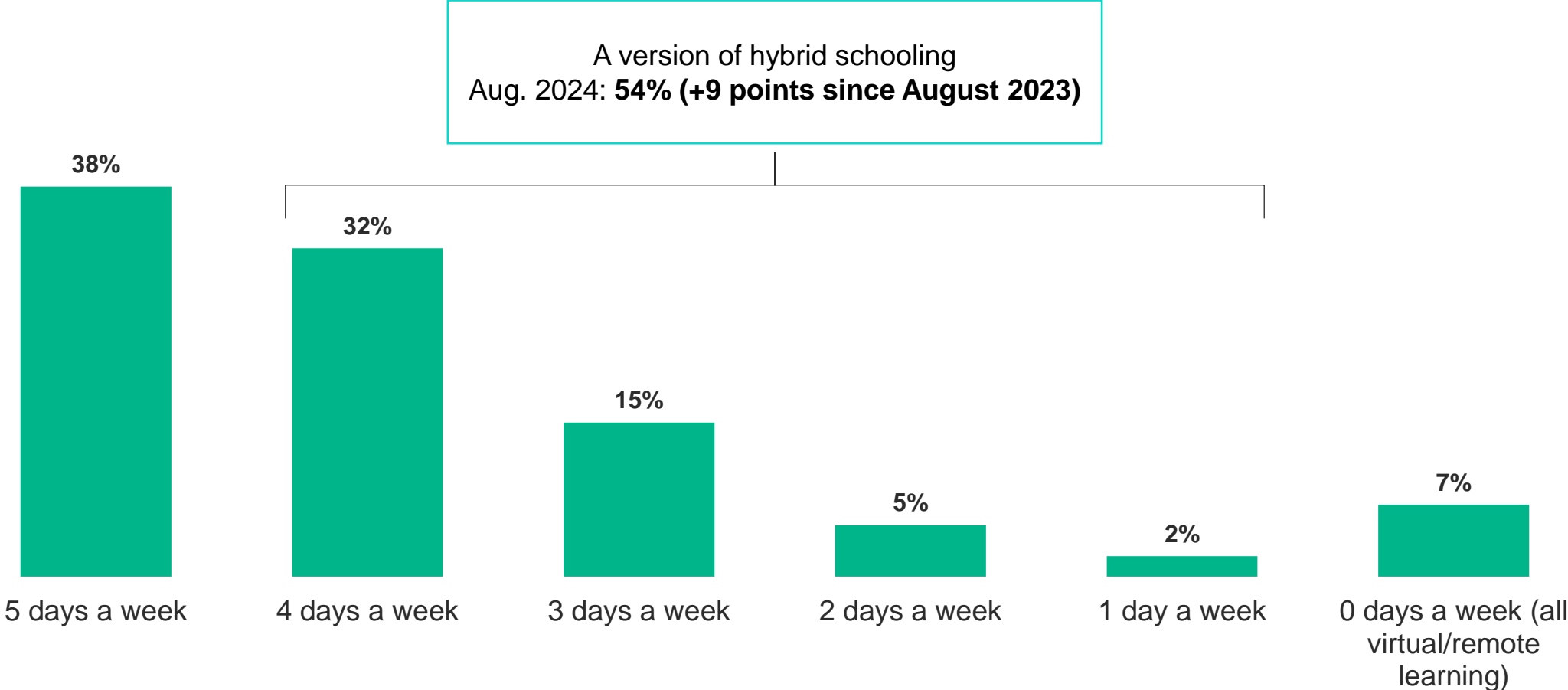
How much of a say did you have in the type of school you are attending this current school year?



Just over half of teens would prefer some version of hybrid schooling. Support for hybrid schooling has risen almost ten points since August 2023.

If given the option, how many days per week would you like to attend classes in-person?

Teens

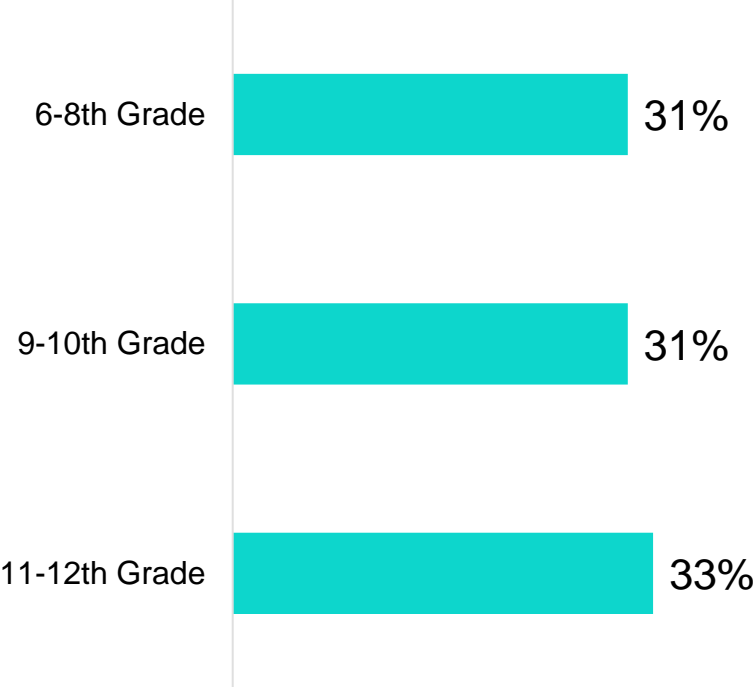
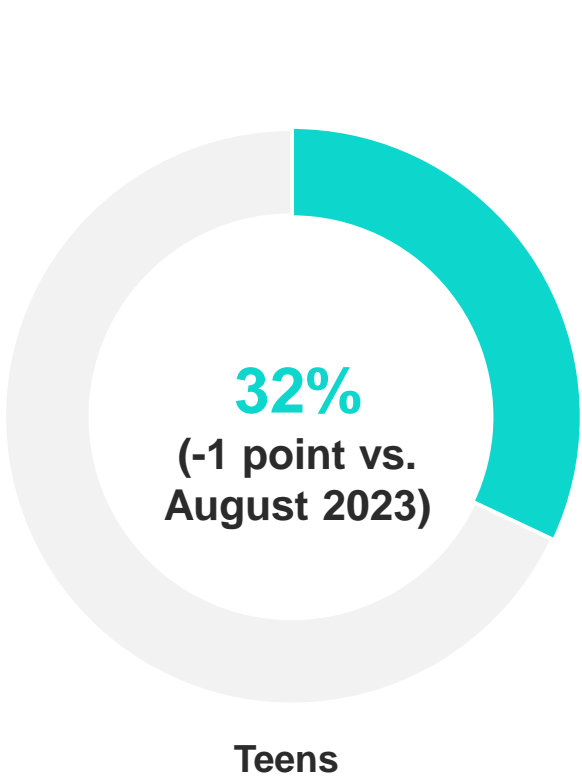


Source: Survey conducted August 22 – 26, 2024, among U.S. Teens (ages 13-18)

About one-third of teens are concerned about a violent intruder entering their school. Students in the 11th and 12th grade are slightly more concerned than their younger peers.

How concerned are you about a violent intruder, like a mass shooter, entering your school?

Teens



Source: Survey conducted August 22 – 26, 2024, among U.S. Teens (ages 13-18)

Nearly half of teens feel positively about how their schools handle the issue of guns. They feel most negatively about how schools address bullying.

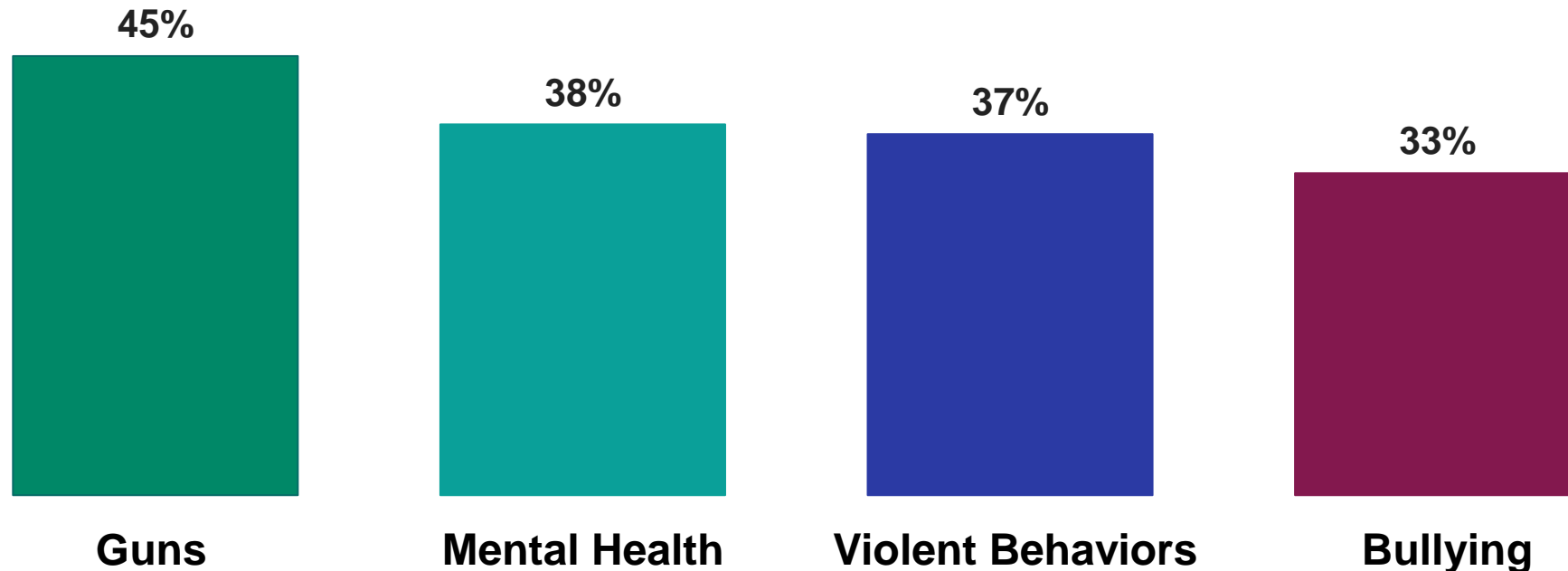
How well do you feel your school addresses the following among its students?

Teens

Most Positive
(Extremely + Very Well)

School Parents in June 2024

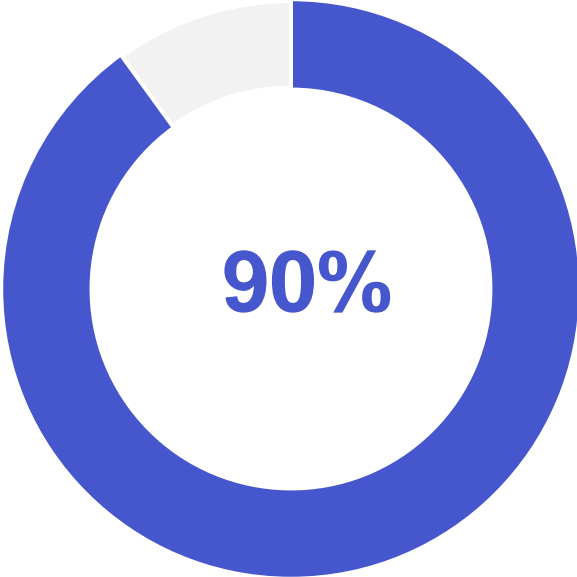
Guns: **51%**
Violent Behaviors: **47%**
Mental Health: **47%**
Bullying: **44%**



Teens are much more likely than parents to believe cell phones should be allowed in school and in the classroom.

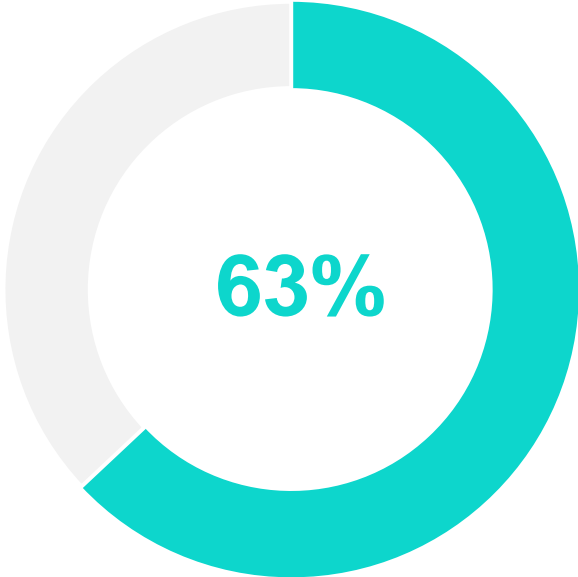
When it comes to cell phones, do you feel students should be allowed to have...

Teens



Cell phones in school

Total % "Yes"



Cell phones in the classroom

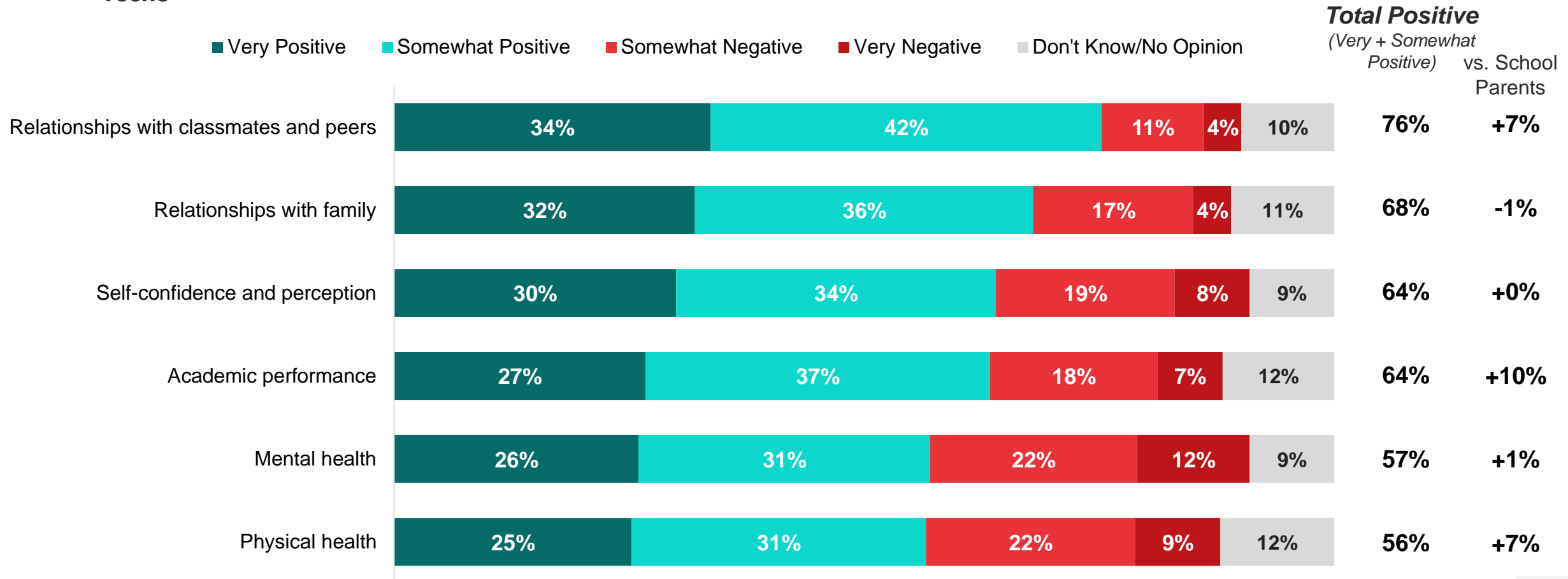
School Parents
Cell Phones in School: **66%**
Cell Phones in Classroom: **35%**

Parents Data Source: Survey conducted August 2, 2024 – August 6, 2024, among U.S. adults
Source: Survey conducted August 22 – 26, 2024, among U.S. Teens (ages 13-18)

One-third of teens see cell phones having a negative impact on their physical and mental health. By contrast, they say cell phone access has had the most positive impact on relationships with classmates and peers.

What kind of impact do you think your cell phone has had on you in each of the following?

Teens

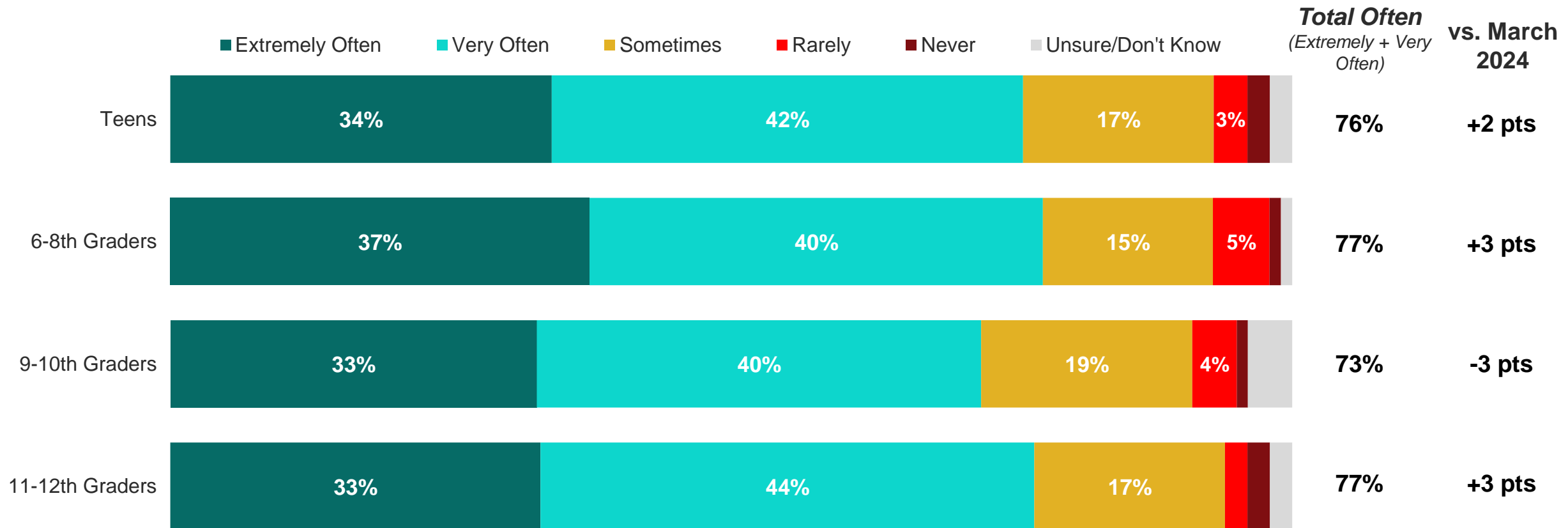


Parents Data Source: Survey conducted August 2, 2024 – August 6, 2024, among U.S. adults

Source: Survey conducted August 22 – 26, 2024, among U.S. Teens (ages 13-18)

Middle schoolers are most likely to say they are on social media extremely often. More than three-fourths of teens say they are on social media at least very often.

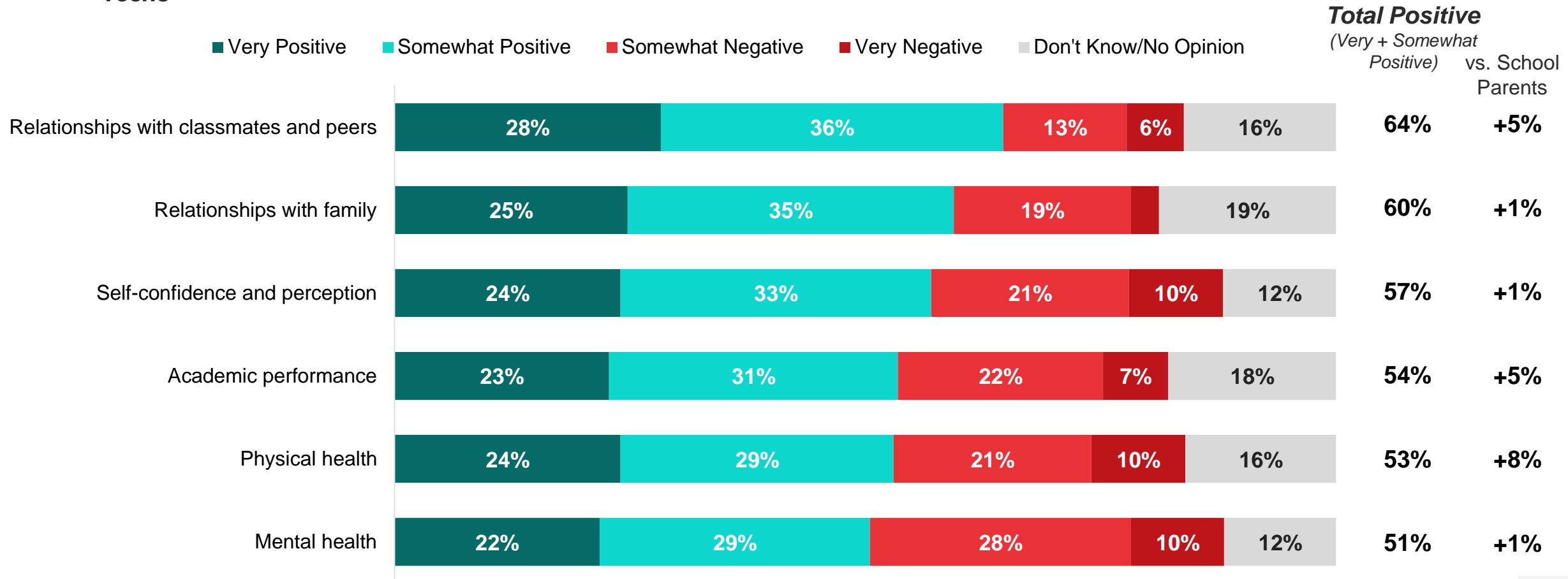
Overall, how often would you say you spend time on social media?



Nearly 40% of teens say social media has negatively impacted their mental health. Like with cell phones, teens report that social media access has had the most positive impact on their relationships with classmates and peers.

What kind of impact do you think social media access has had on your child in each of the following?

Teens



Parents Data Source: Survey conducted August 2, 2024 – August 6, 2024, among U.S. adults

Source: Survey conducted August 22 – 26, 2024, among U.S. Teens (ages 13-18)

AGENDA

TEEN PERSPECTIVES
SCHOOLING EXPERIENCES

SURVEY PROFILE AND DEMOGRAPHICS



Survey Profile, 1

Dates	August 22 – 26, 2024
Survey Data Collection & Quality Control	Morning Consult
Survey Sponsor	EdChoice
Population	Teens (ages 13-18)
Sampling Frame	National sample of teens (age 13-18) living in the United States, including the District of Columbia
Sampling Method	Non-Probability
Mode	Online Survey
Language	English

Survey Profile, 2

Survey Time	Teens = 9.83 minutes (median)
Sample Size	Teens Total, N = 1,002
Quotas	N/A
Weighting	Age, Race, Ethnicity, Gender, Census Region
Measure of Precision (adjusted for weighting)	Teens = ± 3.10 percentage points
Participation Rate	Teens = 40.38%
Methods Page	https://edchoice.morningconsultintelligence.com/methodology/
Project Contact	Paul DiPerna, paul@edchoice.org

Teen Demographic Groups with Unweighted Sample Sizes

Demographics	Unweighted (N =)
Male	497
Female	505
6-8th Graders	192
9th-10th Graders	327
11th-12th Graders	483
Urban	298
Suburban	451
Rural	253

Demographics	Unweighted (N =)
White (non-hispanic)	382
Hispanic	219
Black	335
Asian	65
Northeast	176
Midwest	217
South	423
West	186

Teen Demographic Groups by Unweighted, Weighted, and Target Percentages

Demographics	Unweighted	Weighted	Target
Age: 13	15%	17%	17%
Age: 14	16%	18%	17%
Age: 15	16%	17%	16%
Age: 16	16%	17%	16%
Age: 17	14%	17%	16%
Age: 18	23%	15%	18%
Male	50%	52%	51%
Female	50%	48%	49%
White	38%	49%	52%
Hispanic	22%	26%	24%
Black	34%	18%	14%
Other	11%	12%	10%
Northeast	18%	16%	16%
Midwest	22%	21%	21%
South	42%	39%	39%
West	19%	24%	24%

WHO WE ARE

 **MORNING CONSULT**[®]

Morning Consult is a global data intelligence company delivering insights on what people think in real time.

By surveying tens of thousands across the globe every day, Morning Consult is unmatched in scale and speed: It determines the true measure of what people think and how their decisions impact business, politics and the economy.

Industry leaders rely on Morning Consult's proprietary technology and analysis for real-time intelligence to transform information into a competitive advantage.



 **CHOICE**

EdChoice is a 501(c)(3) nonprofit, nonpartisan organization. Our mission is to advance educational freedom and choice for all as a pathway to successful lives and a stronger society. We are committed to understanding and pursuing a K–12 education ecosystem that empowers every family to choose the learning environment that fits their children's needs best.

Learn more at: [EDCHOICE.ORG](https://edchoice.org)



[MORNINGCONSULT.COM](https://morningconsult.com)