

# Advanced Placement (AP) Exam Results

## A District and Campus Summary, May 2019

Austin Independent School District

### Purpose

This report describes College Board's Advanced Placement Program (AP) exam results for Austin Independent School District's (AISD) high school students who took one or more AP exams in May 2019. More information about the College Board's AP exams are found in the sidebar on page 2 of this report.

### How many AISD students took AP exams in 2019?

In May 2019, 4,841 students took a total of 9,589 AP exams (Table 1). AISD students took exams in 35 subject areas, and more than 1,000 exams were taken in each of the following subjects: world history, English language and composition, and United States history. Overall, AISD students' participation in AP exams slightly declined in 2019 compared with participation in the prior school year, and participation levels were mixed across campuses. AP test participation varied across student race/ethnicity groups, and Asian students were the most likely to take more than one exam (Table 2).

Table 1

In 2019, slightly fewer **Austin ISD students** took AP exams than in the previous year, while AP test taking increased for the state and nation.

School	2017 # of test-takers	2018 # of test-takers	2019 # of test-takers	3-year trend
Akins	289	226	164	
Anderson	703	735	704	
Austin	331	446	466	
Bowie	873	754	731	
Crockett	220	183	216	
Eastside	140	122	68	
Garza	12	13	9	
Lanier	290	341	349	
LASA	755	843	902	
LBJ	69	42	35	
McCallum	395	445	442	
Reagan	257	236	205	
Richards	239	301	300	
Travis	257	178	73	
<b>District Total</b>	<b>4,850</b>	<b>4,935</b>	<b>4,841</b>	

Source. AP score reports accessed through the College Board's reporting portal, November 18, 2019.

Table 2

In 2019, Asian students were the most likely to take more than one AP exam.

Ethnicity	Number of test-takers	Number of exams taken
American Indian or Alaska Native	23	30
African American	129	202
Asian	401	1,098
Hispanic	1,969	3,195
Native Hawaiian or Other Pacific Islander	7	15
White	2,016	4,451
Two or More Races	226	490
No response	70	108

Source. AP score reports accessed through the College Board's reporting portal, November 18, 2019.

### How many AISD students earned an AP exam score of 3 or higher?

Districtwide, the percentage of AISD AP test-takers who scored a 3 or higher on one or more exams increased over the past three years. The percentages of AISD AP test-takers who scored a 3 or higher on one or more exams were mixed across campuses (Table 3). Gaps in mean scores across all AP exams taken existed between Asian, White, and students of two or more races and their Hispanic and African American test-taking peers (Figure 1). Gaps in mean scores also existed between students categorized as economically disadvantaged and those who were not categorized as such (Figure 2).

Table 3

District-wide, the percentage of AISD AP test-takers who scored a 3 or higher on one or more exams increased over the past 3 years.

School	2017 AP scores % 3 or higher	2018 AP scores % 3 or higher	2019 AP scores % 3 or higher	3-year trend
Akins	47%	55%	55%	
Anderson	72%	70%	70%	
Austin	79%	70%	69%	
Bowie	74%	78%	79%	
Crockett	20%	32%	23%	
Eastside	26%	31%	46%	
Garza	69%	69%	78%	
Lanier	37%	40%	39%	
LASA	96%	96%	93%	
LBJ	30%	14%	26%	
McCallum	74%	71%	71%	
Reagan	16%	17%	19%	
Richards	57%	59%	62%	
Travis	16%	19%	34%	
<b>District Total</b>	<b>61%</b>	<b>63%</b>	<b>67%</b>	

Source. AP score reports accessed through the College Board's reporting portal, November 18, 2019.

## Advanced Placement (AP)

### What is Advanced Placement (AP)?

Advanced Placement (AP) is a program created by the College Board. It offers college-level curricula and examinations to high school students. The AP curriculum for each of the various subjects is created for the College Board by a panel of experts and college-level educators in that field of study. Students may take a subject-matter AP exam at the end of each school year. AP test results may be used by higher education institutions to place students in courses and extend course credit to students who obtain high scores on the exams. AP exam scores range from a 5, *extremely well qualified*, to a 1, *no recommendation*.

### AP Fast Facts

In 2019, more than 2.8 million students took approximately 5 million exams.

The AP Program offers 38 courses in many subject areas.

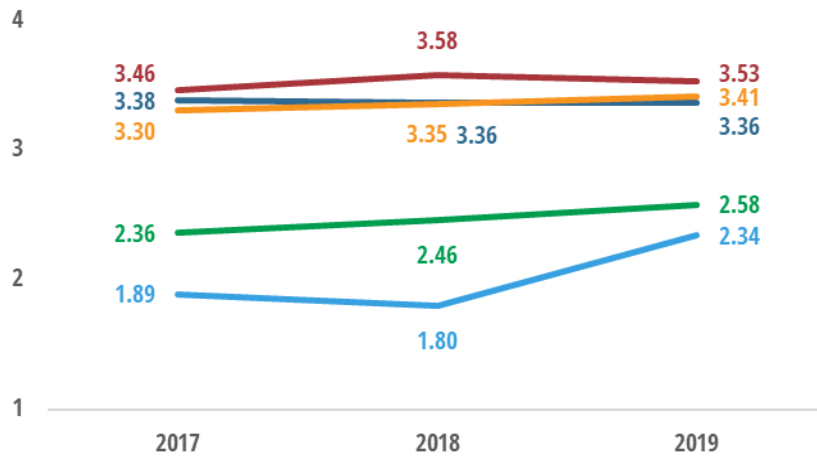
More than 22,000 U.S. high schools participate in the AP Program in 2019.

In 2018-2019, more than 4,300 postsecondary institutions received AP exam scores. Most 4-year colleges provide credit or advanced placement for qualifying scores.

For more information, refer to the AP website at <https://research.collegeboard.org/programs/ap/data/participation/ap-2019>.

Figure 1

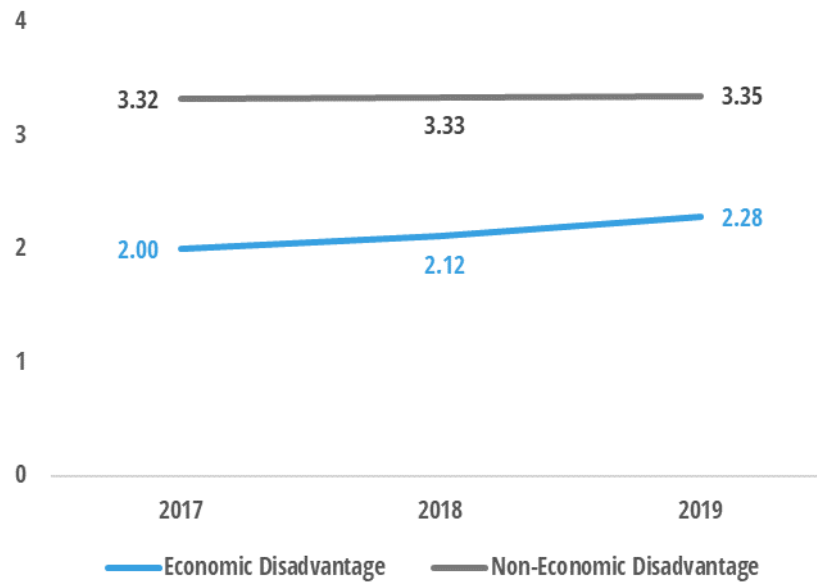
Gaps in mean scores across all AP exams taken existed between **Asian students**, **White students**, and students of **two or more races** and their **Hispanic** and **African American** test-taking peers.



Source. AP score reports accessed through the College Board's reporting portal, November 18, 2019.

Figure 2

Gaps in mean scores across all AP exams taken existed between AP test-takers categorized as having **economically disadvantaged** and those who were not economically disadvantaged.

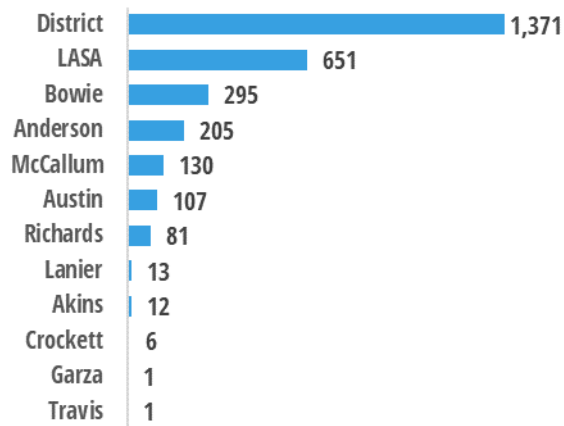


Source. AP score reports accessed through the College Board's reporting portal, November 18, 2019.

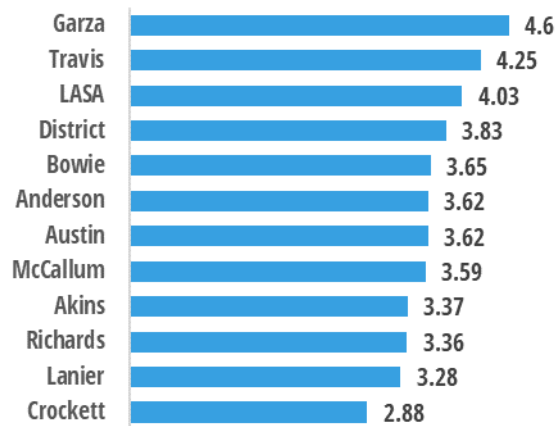
## How many AISD students earned AP Scholar recognition in 2019?

A total of 1,371 AP test-takers in AISD earned AP Scholar Awards in 2019. AP Scholar Awards acknowledged high school students who achieved exemplary college-level performance on AP exams, and 125 AISD students also were recognized as National AP Scholars (Figures 3 through 5). An AP Scholar Award was granted to students who earned scores of 3 or higher on three or more AP exams. In addition, AP Scholar Awards recognized additional academic distinctions and included a National AP Scholar Award for students who earned an average score of 4 or higher on at least all AP exams taken and score of 4 or higher on eight or more exams. Average AP scores for students who earned AP Scholar designation ranged from 2.88 to 4.6.

**Figure 3**  
Districtwide, a total of 1,371 AP test-takers earned AP Scholar Awards.

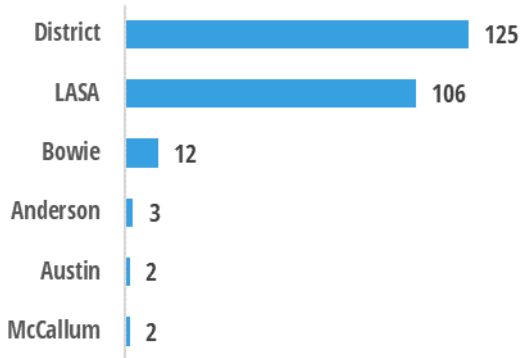


**Figure 4**  
AP Scholars earned an overall average score of 3.83 on 3 or more AP exams.



Source. AP score reports accessed through the College Board’s reporting portal, November 18, 2019.

**Figure 5**  
Districtwide, a total of 125 AP test-takers earned National AP Scholar distinction.



Source. AP score reports accessed through the College Board’s reporting portal, November 18, 2019.

## AUSTIN INDEPENDENT SCHOOL DISTRICT

Karen Looby PhD

### Department of Research and Evaluation



4000 S IH 35 Frontage Road | Austin, TX 78704  
512.414.1724 | fax: 512.414.1707  
www.austinisd.org/dre | Twitter: @AISD\_DRE

December 2019

Publication 19.19