



College Readiness Summary, 2018–2019

Austin Independent School District (AISD)

Purpose

This report provides an overview of the district’s college readiness outcomes for seniors in the 2018 and 2019 graduation cohorts.

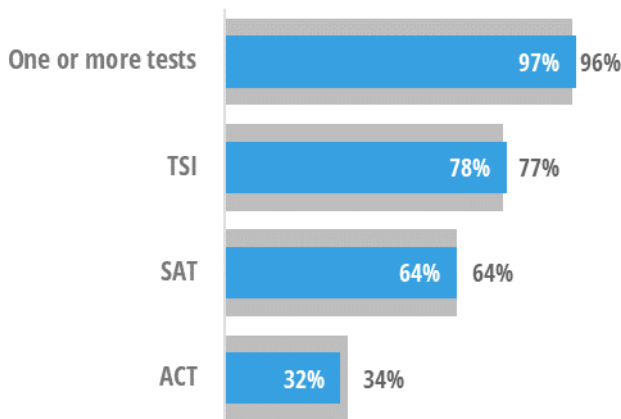
Background

College readiness refers to the knowledge and skills a high school graduate needs to achieve successful college and career outcomes. Students and educators use multiple assessments to assess college readiness. These assessments include the ACT, SAT, and Texas Success Initiative (TSI) exams. If students meet college readiness benchmarks on these assessments, they are likely to succeed in credit bearing courses needed for a college degree or program certificate without the need for remedial coursework.

How many seniors took a college admissions test?

Overall, 97% of AISD seniors took one or more college admissions tests in the 2018–2019 school year, a slight increase from the prior year (Figures 1 and 2). Although test participation was optional, district staff identified students who had not taken a college readiness test or did not meet college readiness standards on a test, and provided necessary academic and/or procedural supports throughout the school year. Each high school also offered TSI testing on site, and 78% of seniors took the TSI in high school.

Figure 1
ACT, SAT, and TSI test taking increased slightly in 2018–2019, compared with the 2017–2018 school year.

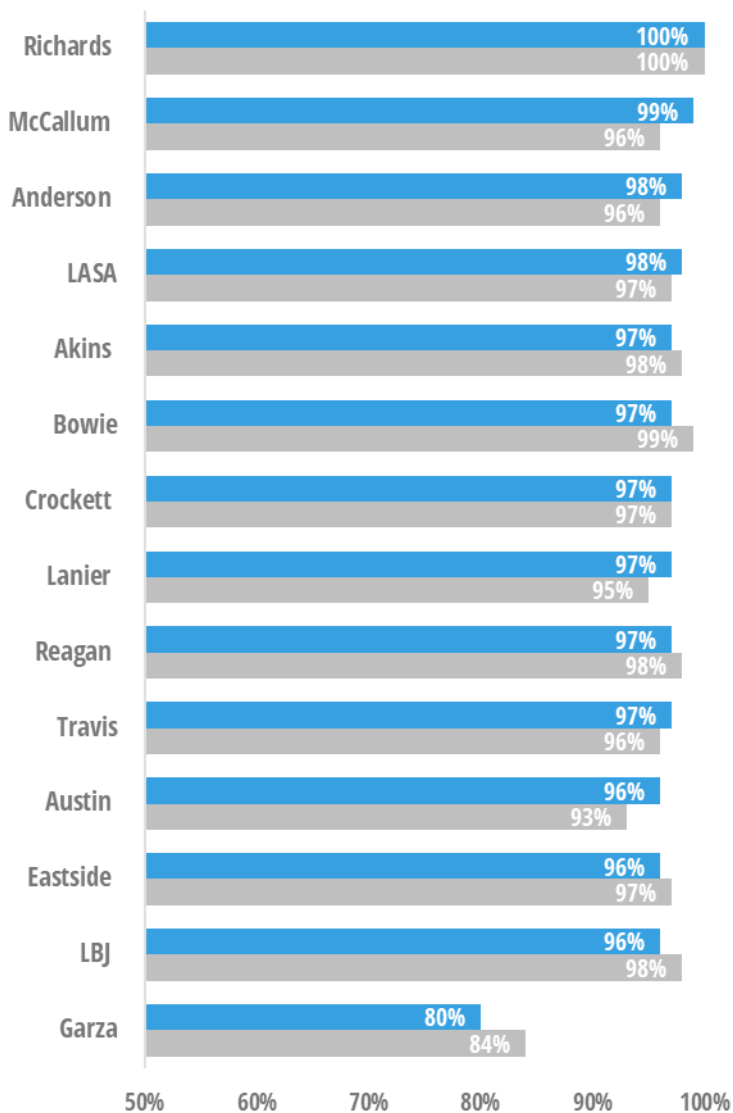


Source. District student enrollment and ACT, SAT, and TSI test records, 2017–2019

Note. Summary includes seniors in the 2018 and 2019 graduation cohorts who were actively enrolled at the end of the 2018 ($n=4,363$) and 2019 ($n=4,279$) school years.

Figure 2

Most AISD seniors enrolled in each high school in 2019 and 2018 took at least one college admissions tests.



Source. District student enrollment and ACT, SAT, and TSI test records, 2017–2018 and 2018–2019

Note. Summary includes seniors in the 2018 and 2019 graduation cohorts who were actively enrolled at the end of the 2018 ($n=4,363$) and 2019 ($n=4,279$) school years.

How many AISD seniors were academically ready for college?

The percentages of AISD seniors meeting college readiness standards significantly increased over the past 5 years. The percentage of seniors meeting college readiness standards in both subjects was 67% at the end of the 2019 school year, an all-time high for the district (Figure 3). Percentages of seniors who met college readiness standards increased for each racial/ethnic group in 2019 compared with the prior year, with exception of Asian seniors (Figure 4). Increases in the percentage of seniors who met college readiness standards also were observed across most campuses (Figure 5).

College Readiness Criteria

To be considered college ready, a student must have met college readiness criteria on the SAT, ACT, and/or TSI test. The criteria for each are:

English Language Arts (ELA)

SAT: ≥ 480 on the evidence-based reading and writing portion of the assessment

or

ACT: ≥ 19 on English and ≥ 23 composite

or

TSI: ≥ 351 on reading and ≥ 340 on writing with ≥ 4 on essay or ≤ 340 on writing MC with ≥ 4 on essay OR ≤ 340 on writing MC with ≥ 5 on essay and an ABE ≥ 4

Math

SAT: ≥ 503 on the math portion of the assessment

or

ACT: ≥ 19 on math and ≥ 23 composite

or

TSI: ≥ 350 on the math assessment

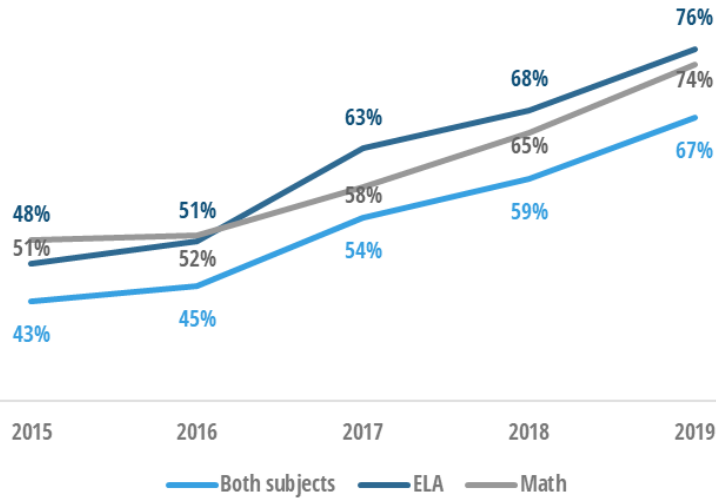
For more information on these assessments, please refer to the following sites.

SAT: <https://collegereadiness.collegeboard.org/pdf/educator-benchmark-brief.pdf>

ACT: <http://www.act.org/content/act/en/college-and-career-readiness/standards.html>

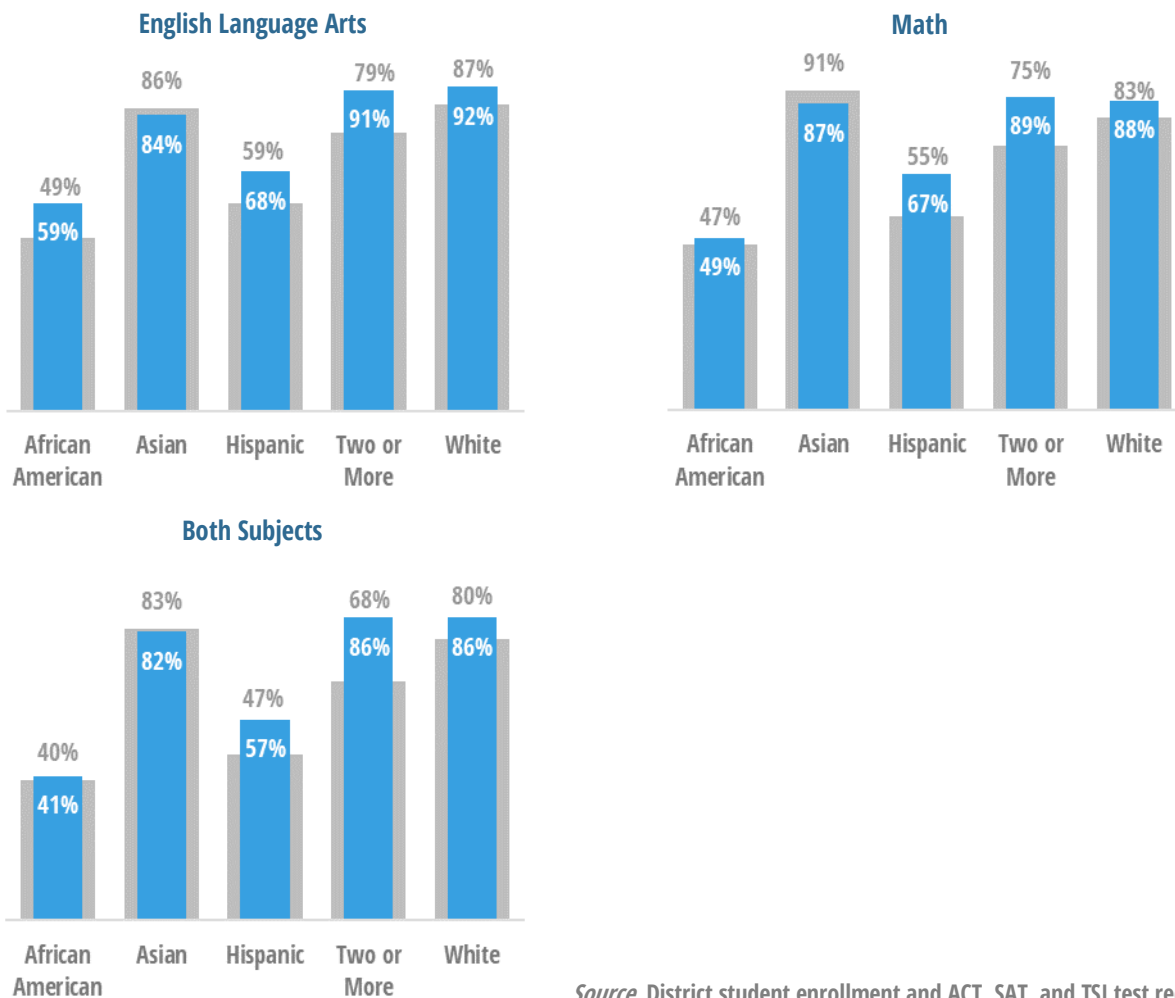
TSI: <https://accuplacer.collegeboard.org/sites/default/files/accuplacer-tsi-assessment-interpreting-score-v2.pdf>

Figure 3
The percentages of AISD seniors meeting college readiness standards significantly increased over the past 5 years.



Source. District student enrollment and ACT, SAT, and TSI test records, 2015–2019.
Note. Summary includes seniors from each graduation cohort who were actively enrolled at the end of the school year.

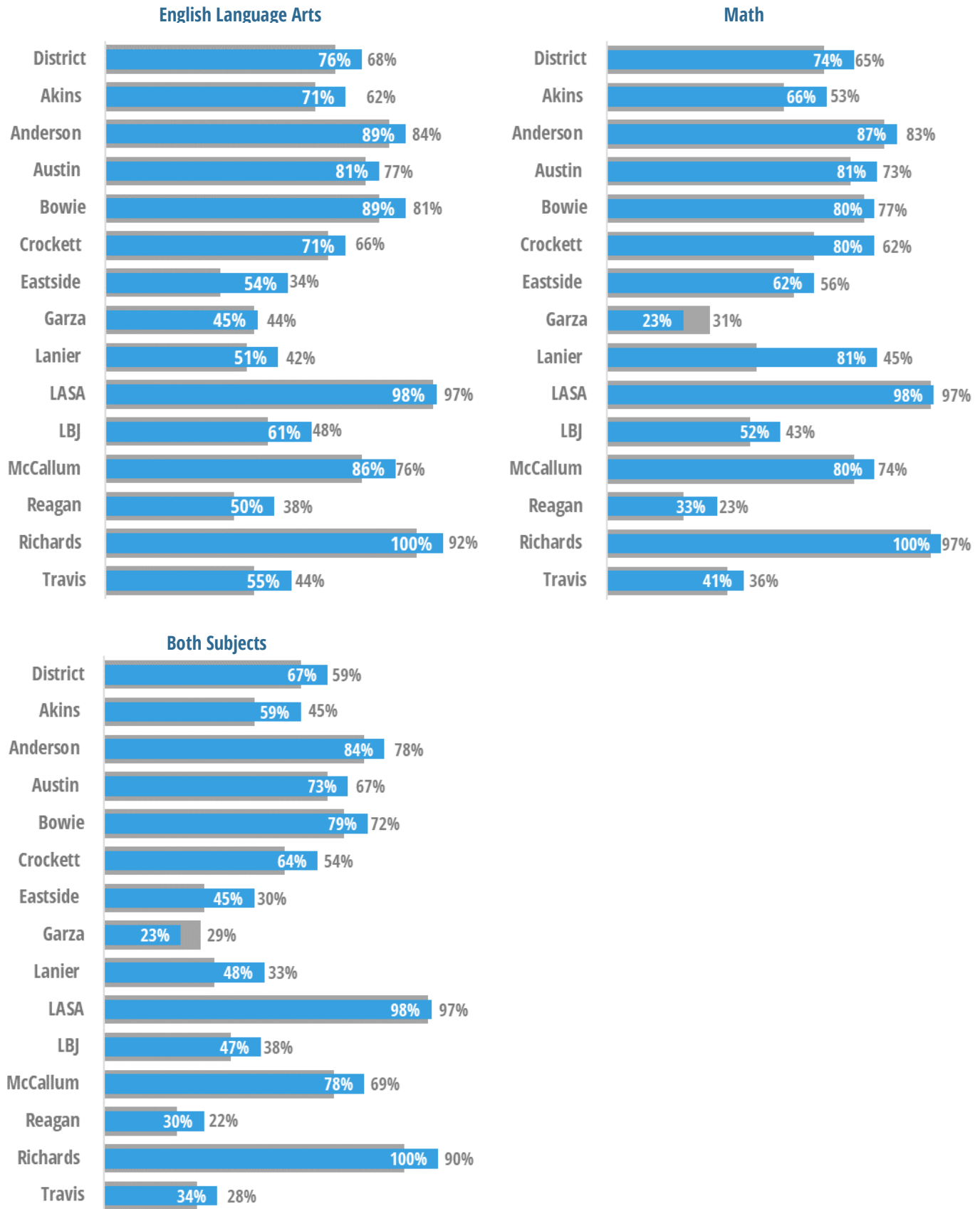
Figure 4
Percentages of seniors who met college readiness standards increased for each racial/ethnic group in 2019, compared with seniors in 2018, with the exception of Asian seniors.



Source. District student enrollment and ACT, SAT, and TSI test records, 2018 and 2019.

Figure 5

Most high schools experienced an increase in the percentage of seniors who met college readiness benchmarks in 2019, compared with seniors in 2018.



Source. District student enrollment and ACT, SAT, and TSI test records, 2018 and 2019.

Reporting Limitations

The college readiness outcomes presented in this report for 2019 AISD seniors may not exactly match information presented in other reports. This summary includes seniors in the 2018 and 2019 graduation cohorts who were actively enrolled at the end of the 2018 (n=4,363) and 2019 (n=4,279) school years. A *cohort* is defined as a group of students who began grade 9 in a particular school year and were expected to graduate 4 years later. This summary also only reports on seniors who met college readiness standards in ELA/reading, mathematics, and both subject areas, and specifically, who met the college-ready criteria on the TSI, SAT, and ACT assessments. It does not summarize outcomes on other college readiness measures (e.g., Advanced Placement (AP) exams), earning dual credit course credits, completing and earning credit for a college prep course, or earning an associates degree. Additionally, the actual graduation status of the seniors (e.g., whether or not they graduated at the end of the semester) was not confirmed at the time of this report. More information about the college readiness of AISD graduates may be accessed on the [Texas Education Agency's website](#).

AUSTIN INDEPENDENT SCHOOL DISTRICT

Karen Looby, PhD

Department of Research and Evaluation

1111 West 6th Street, Suite D-350 | Austin, TX 78703-5338
512.414.1724 | fax: 512.414.1707
www.austinisd.org/dre | Twitter: @AISD_DRE

August 2019

Publication 18.34 RB