



Career and Technical Education Student Certification Exam Results 2017–2018

How Students Performed in Their Certification Exams

Introduction

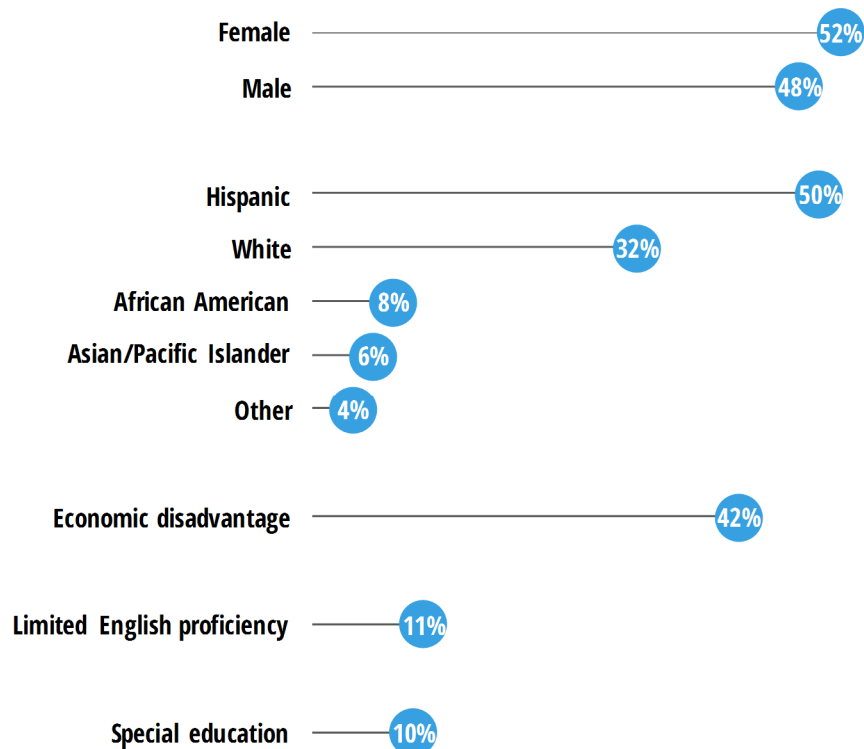
Earning an industry certification provides Career and Technical Education (CTE) students with a beginning point in a particular career field. With certification earned, students can demonstrate skills and competencies needed in the job market. Not all certifications are available at every campus, and some certifications have an age and/or experience requirement.

This report presents findings related to CTE students' participation in and passing status of certification exams. Overall, 2,961 students took certification exams, and 80% passed at least one certification exam. Bowie, LASA, and Akins High Schools had the largest number of students (> 400) who took at least one certification exam. At the Clifton Career Development School and Eastside Memorial High School, all students who took exams passed at least one exam.

Characteristics of Students Taking Certification Exams

Figure 1.

More than half of students taking certification exams were female or Hispanic students.



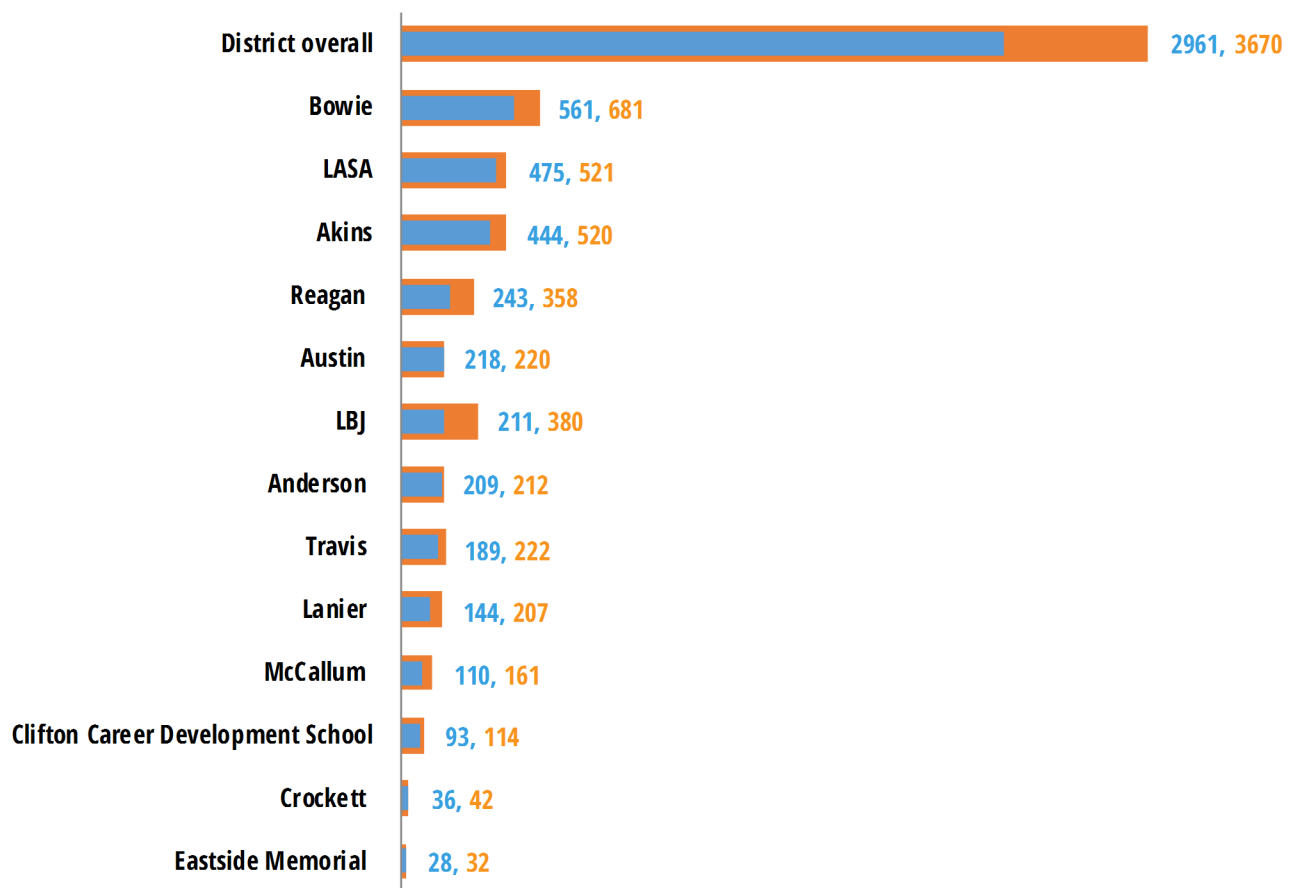
Source. 2017–2018 AISD student demographics records

What is the number of students taking at least one certification exam and the number of certification exams taken by students?

Across the district, 2,961 students took at least one certification exam. The number of students taking at least one certification exam varied between campuses, ranging from 28 students at Eastside Memorial High School to 561 students at Bowie High School. Students were able to take multiple certification exams. The total number of certification exams taken by all 2,961 students was 3,670. The number of certification exams taken by students at a school ranged from 32 at Eastside Memorial High School to 681 at Bowie High School.

Figure 2.

Both the number of students taking at least one certification exam and the number of certification exams taken by students were the smallest at Eastside Memorial High School and the largest at Bowie High School.



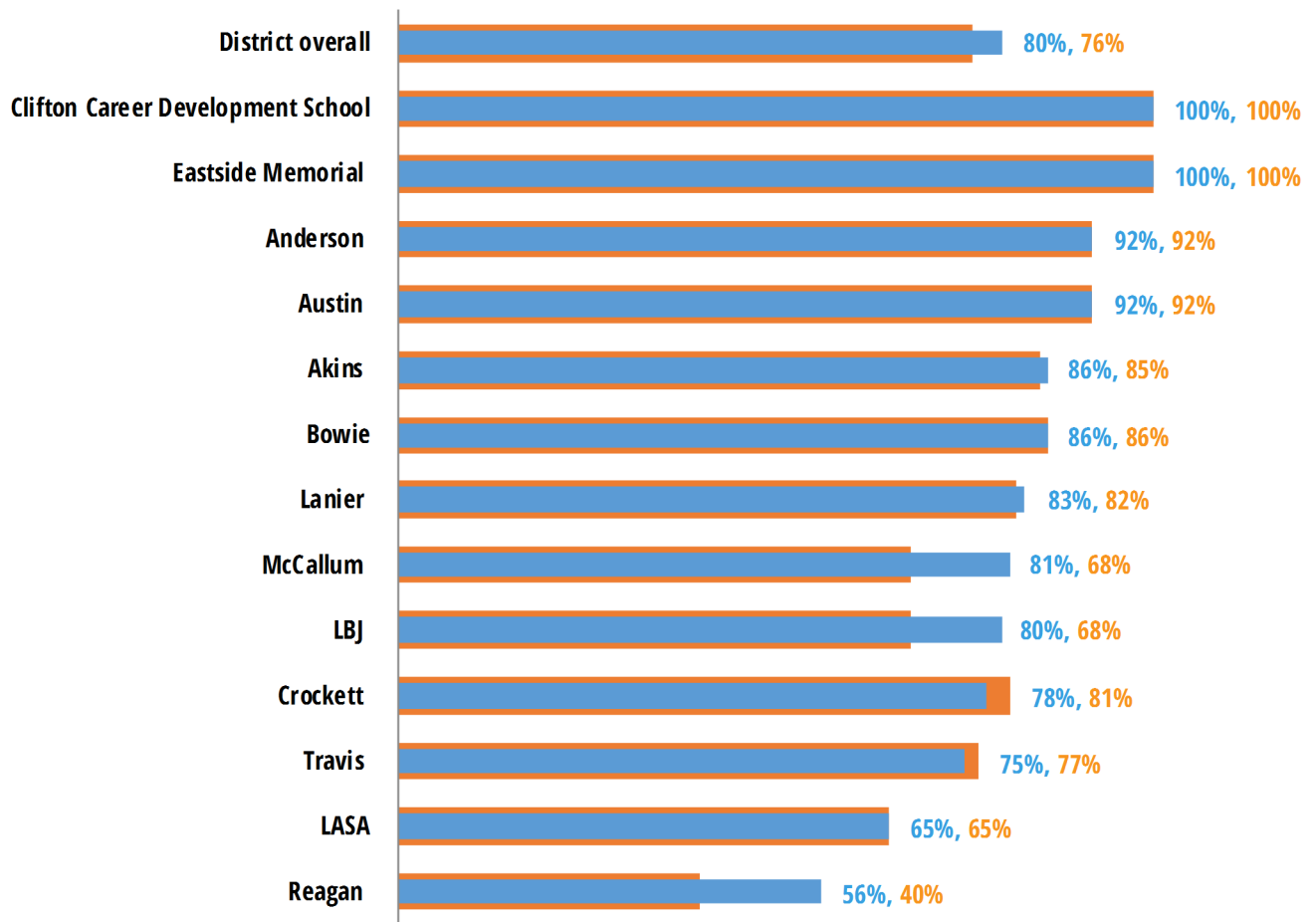
Source. 2017–2018 AISD course enrollment records

What is the percentage of students passing at least one certification exam and the percentage of certification exams passed by students?

Of the 2,961 students who took at least once certification exam, 80% passed at least one certification exam. All students at Clifton Career Development School and Eastside Memorial High School who took certification exams passed at least one exam. Only Reagan and LASA had less than 70% of students passing at least one certification exam. Of the 3,670 certification exams taken by all 2,961 students, 76% were passed by students. Similarly, students at Clifton Career Development School and Eastside Memorial High School who took the certification exams passed all exams. Only Reagan, LASA, LBJ, and McCallum had less than 70% of certification exams passed by students.

Figure 3.

The percentage of students passing at least one certification exam was 80% or above at nine schools across the district; similarly, the percentage of certification exams passed by students was above 80% at eight schools across the district.



Source. 2017–2018 AISD course enrollment records

What is the number of students taking each certification exam and the passing percentage of certification exams?

Sixty-four various certifications were offered. The number of students taking each certification exam varied. More than 200 students took each of the following certification exams: CPR with Automatic External Defibrillator (AED) & First Aid, Precision Exams-Graphic Communications, Office Proficiency Assessment Certification (OPAC), Precision Exams-Digital Photography, and Precision Exams-InDesign (Table 1).

The following two certification exams had no students passing: CompTIA Network and Adobe Certified Assoc. (ACA)-InDesign. Only one student took both exams and failed. The certification exams that had all students passing were focused on varied career clusters, including Science, Technology, Engineering, and Mathematics (STEM), Arts, A/V Technology and Communications, Health Science, Education and Training, and Hospitality and Tourism (Table 1).

Table 1. The Number of Students Taking Each Certification Exam and Passing Percentage of Certification Exams

Certification exam	Number of students taking an exam	% of exams passed
CPR with Automatic External Defibrillator (AED) & First Aid Certification	555	80%
Precision Exams-Graphic Communications, Introduction	278	82%
Office Proficiency Assessment Certification (OPAC)	271	81%
Precision Exams-Digital Photography, Basic	223	69%
Precision Exams-InDesign	205	47%
Autodesk Inventor Certified User	199	68%
Microsoft Office Specialist Certification-Word	187	23%
Precision Exams-Video Production I	163	82%
Texas Food Handlers Certification	124	100%
OSHA 10-hr. Certification (Healthcare)	120	92%
Safety and Pollution Prevention Certificate (S/P2)	82	95%
Adobe Certified Assoc. (ACA)-Premiere Professional	73	75%
Precision Exams-Desktop Publishing I	69	100%
Hospitality Certificate (AHLA)	54	100%
Floral Design Certification Level One (TSFA)	46	87%
AutoCAD Certified User	46	85%
Texas Alcoholic Beverage Commission Certification	44	100%
Certified Nurse Aide-Texas	43	60%
Autodesk Revit Architecture Certified Professional	40	75%
Precision Exams-Digital Media IA	39	95%
Adobe Certified Assoc. (ACA)-Flash	39	51%
OSHA 10-hr. Certification (General)	37	100%

Certification exam	Number of students taking an exam	% of exams passed
Adobe Certified Assoc. (ACA)-Photoshop	36	76%
CPR for Healthcare Provider Certification	34	100%
Precision Exams-Commercial Photography, Advanced	32	94%
OSHA 10-hr. Certification (Agriculture)	28	100%
Criminal Justice Practitioner	26	88%
B-Con Basic Stop The Bleed	26	96%
Family and Friends CPR Certification (AHA)	23	100%
Precision Exams-Digital Media IB	22	91%
Mitchell Manager SE Training Certificate	22	82%
Serve Safe Manager Certification	21	81%
Microsoft Office Specialist Certification-Power Point	21	43%
Certified Automotive Information Specialist (ALLDATA)	20	100%
Cosmetology Operator License, Texas	20	100%
Para-Educator Certificate (Austin ISD)	20	90%
CompTIA Strata IT Fundamentals Certification	20	64%
Veterinary Assistant, Certified (TVMA)	19	84%
TSFA Floral Certification -Level 1-Knowledge	18	78%
Structure Fire Protection Certification-Basic (TCFP)	16	81%
Emergency Medical Responder Certification	16	31%
Pre Prof. Certification in Education Fundamentals (AAFCS)	14	100%
Interview Skills Certificate (Career Safe Online)	14	100%
Introduction to Automobile Service Certificate (ASE)	14	86%
Precision Exams-Gaming Development Fundamentals	13	85%
Certified Clinical Medical Assistant Certification (NHA)	11	58%
Texas Food Allergens Essentials Certificate	10	100%
TXPSTA Corrections Professional	10	100%
Emergency Medical Dispatch Certification	10	100%
Municipal Jailer Certification	10	100%
Leave No Trace	10	100%
Start Safe Stay Safe Workplace Training Certificate	9	100%
Emergency Medical Technician-Basic Certification	9	100%
Online Refrigerant Recovery and Recycling Certificate (ASE)	8	75%

Certification exam	Number of students taking an exam	% of exams passed
Certified Guest Service Professional (AHLEI)	8	88%
Security Officer Level II Certification	7	100%
Adobe Certified Assoc. (ACA)-Dreamweaver	5	100%
ACC Biotechnology Level I Certificate	4	100%
Microsoft Office Specialist Certification-Excel	4	25%
Certified Veterinary Assistant (TVMA)	3	100%
CompTIA A+ Certification	2	50%
American Heart Association Family & Friends CPR	1	100%
CompTIA Network+ Certification	1	0%
Adobe Certified Assoc. (ACA)-InDesign	1	0%

Conclusion

More than half of the 2,961 students who took certification exams were female or Hispanic students. Overall, 80% of students passed at least one certification exam. The three high schools that had more than 400 students taking at least one certification exam were Bowie ($n = 561$), LASA ($n = 475$), and Akins ($n = 444$). The Clifton Career Development School (100%), Eastside Memorial High School (100%), Anderson High School, and Austin High School (92%) had the largest percentage of students who passed at least one certification exam.

Because students participated in multiple certification exams, the cumulative number of certification exams taken by all 2,961 students was 3,670, and 76% of exams were passed. Similarly, Bowie, LASA, and Akins High Schools had the largest number of certification exams taken by their students. Clifton Career Development School, Eastside Memorial, Anderson, and Austin High Schools had the largest percentages of certification exams passed by their students.

Some students did not perform well on the certification exams. The four exams with the lowest passing percentages were: CompTIA Network, Adobe Certified Associate (ACA)-InDesign, Microsoft Office Specialist Certification-Excel, and Microsoft Office Specialist Certification-Word. It would be worthwhile to investigate why few students took these exams and/or why many who took them did not perform well. For example, 187 students took the Microsoft Office Specialist Certification-Word exam, and 77% of them failed. It was the first year that the Microsoft Office Specialist Certification-Word was offered. We recommend program staff investigate the alignment of course content and certification exam requirements.

AUSTIN INDEPENDENT SCHOOL DISTRICT

Crystal Wang, Ph.D.
Claude Bonazzo Romaguera, Ph.D.

Department of Research and Evaluation



1111 West 6th Street, Suite D-350 | Austin, TX 78703-5338
512.414.1724 | fax: 512.414.1707
www.austinisd.org/dre | Twitter: @AISD_DRE

November 2018

Publication 17.49