



Afterschool Centers on Education Survey Highlights 2017

Availability of the Afterschool Program Helps to Maintain AISD Enrollment

AISD Afterschool Centers on Education Program

Afterschool Centers on Education (ACE) is the program administered through the Texas Education Agency (TEA) for federally funded 21st Century Community Learning Centers grants authorized under Title IV, Part B, of the 2015 Every Student Succeeds Act. The purpose of ACE programs is to provide high-quality activities during out-of-school time for children who attend high-poverty and low-performing schools. ACE programs are currently running at 29 AISD campuses. However, one of the two current funding cycles will end in July 2018 at 16 campuses, and the other funding cycle will end in July 2019 at the remaining 13 campuses. The availability of future 21st CCLC grant funding for ACE is unknown.

Parents of ACE students, students, and teachers reported positive perceptions of experiences in ACE programs on annual surveys. Parents were overwhelmingly satisfied with the program. The majority of the parents believed that the availability of the ACE program was one reason they kept their children enrolled in AISD schools (Figure 1). Students reported a positive climate in their ACE programs. Teachers perceived the ACE program helped their students to do better in academics, behave better, and attend school more regularly.

Figure 1.

Most parents indicated that the availability of the ACE program was a reason they kept their children enrolled in AISD schools.



Source. 2017 ACE Austin Parent Survey

Program and School Choice

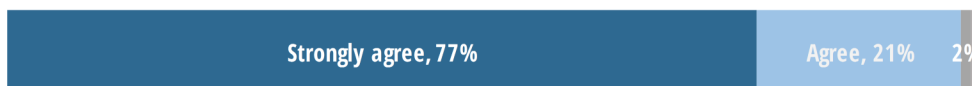
ACE parents ranked homework help and academic enrichment as the top two reasons they sent their children to ACE (Table 1). ACE parents were overwhelmingly satisfied with the program (Figure 2). When asked about other after school options for their children, the majority of parents indicated their children would be at home with another adult if not at ACE. These findings suggest that parents are not sending their child to ACE “just” for after school child care (as other options were available), but primarily for academic enrichment.

Table 1.
Parents ranked homework help and academic enrichment as the top two reasons for them to send their child to the ACE program.

Reasons for sending students to ACE	Rank
Homework help	1
Academic enrichment	2
Adult supervision	3
Opportunities to be creative	4
Opportunities for physical activity	5
Free of charge	6
Opportunity to socialize with peers	7
Career and college prep	8
Opportunities to use technology	9
Healthy snack or meal	10

Source. 2017 ACE Austin Parent Survey

Figure 2.
Almost all parents reported that, overall, they were satisfied with the ACE program.



Source. 2017 ACE Austin Parent Survey

Climate Comparison

Similar to the district-wide climate surveys, the ACE Parent Survey and the ACE Student Survey indicated positive school and program climate. When the responses *strongly agree* and *agree* are combined, items from the District climate survey and the ACE Student Survey both show similar positive climate results. However, separating *agree* and *strongly agree* shows different results. ACE program students were more likely to report *strongly agree* to feeling safe and experiencing less bullying in the afterschool program than were students who filled out the District Climate Survey (Figures 3 & 4). Also, ACE parents who filled out the ACE Parent Survey more frequently strongly agreed that they felt comfortable contacting afterschool program staff than did parents who filled out the District Parent Survey (Figure 5).

ACE Parent Survey

A digital survey was administered to the ACE program participants' parents. The survey addressed the parents' overall satisfaction with the program, its impact on students, student attendance, parent events, and the sustainability of the program. When a parent had more than one child, he or she answered questions about each child individually. A total of 1,317 parents of students who participated in ACE Austin responded to the survey.

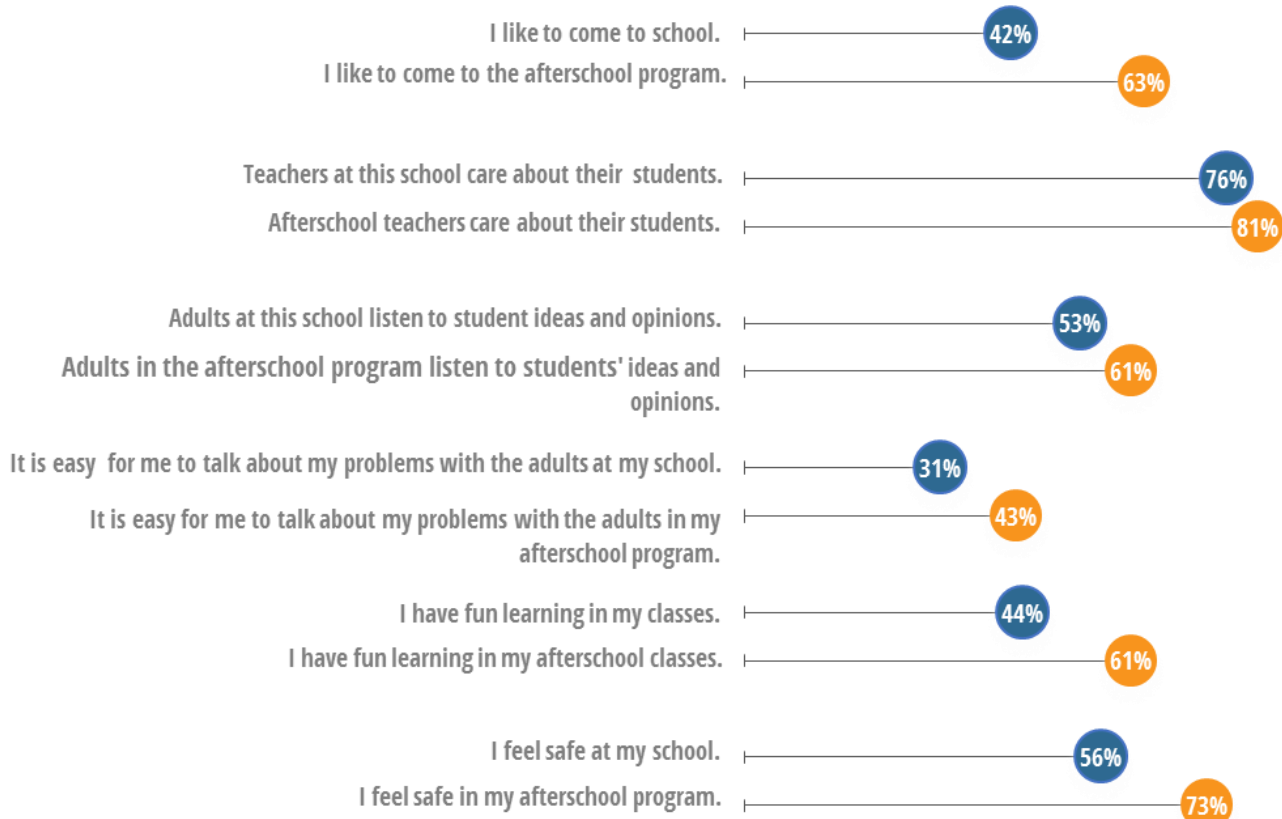
ACE Student Survey

The AISD ACE Program Student Survey was administered in Spring 2017 to gather information about students' perceptions of the afterschool programs offered at AISD campuses. The survey was administered by the site coordinators or other program staff during the afterschool program time to students in grades 3 and above. A total of 968 students completed the survey.

Other surveys

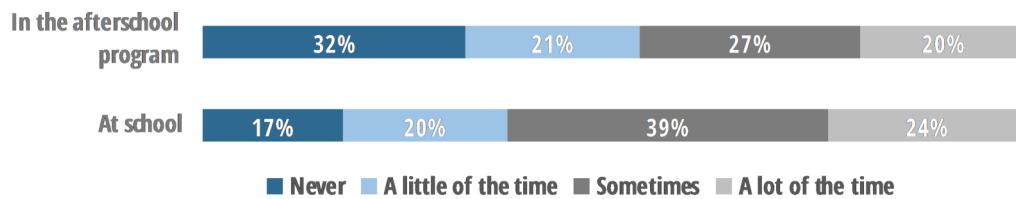
When appropriate, some questions from ACE parent and student surveys are compared with similar questions from the School-Day Student Climate Survey and the District Parent Survey. Results from the AISD Employee Coordinated Survey are also referenced.

Figure 3. Compared with respondents to the **Campus Climate Survey**, respondents to the **ACE Student Survey** were more likely to report *strongly agree* on positive climate items.



Source. 2017 AISD Afterschool Program Student Survey; AISD Student Climate Survey 2017 (limited to student respondents from the ACE schools)

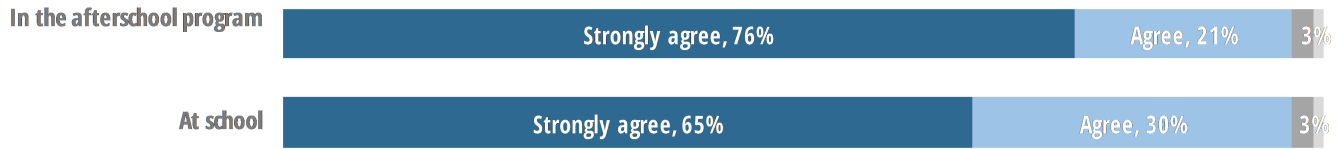
Figure 4. Students in the ACE program reported that bullying happened less frequently than did students on the general Student Climate Survey.



Source. 2017 AISD Afterschool Program Student Survey; AISD Student Climate Survey 2017 (limited to student respondents from the ACE schools)

Figure 5.

Of parent responses to the district parent survey and the ACE parent survey, parents were more likely to report they “strongly agree” to feeling comfortable contacting staff in the afterschool program than contacting staff at school.



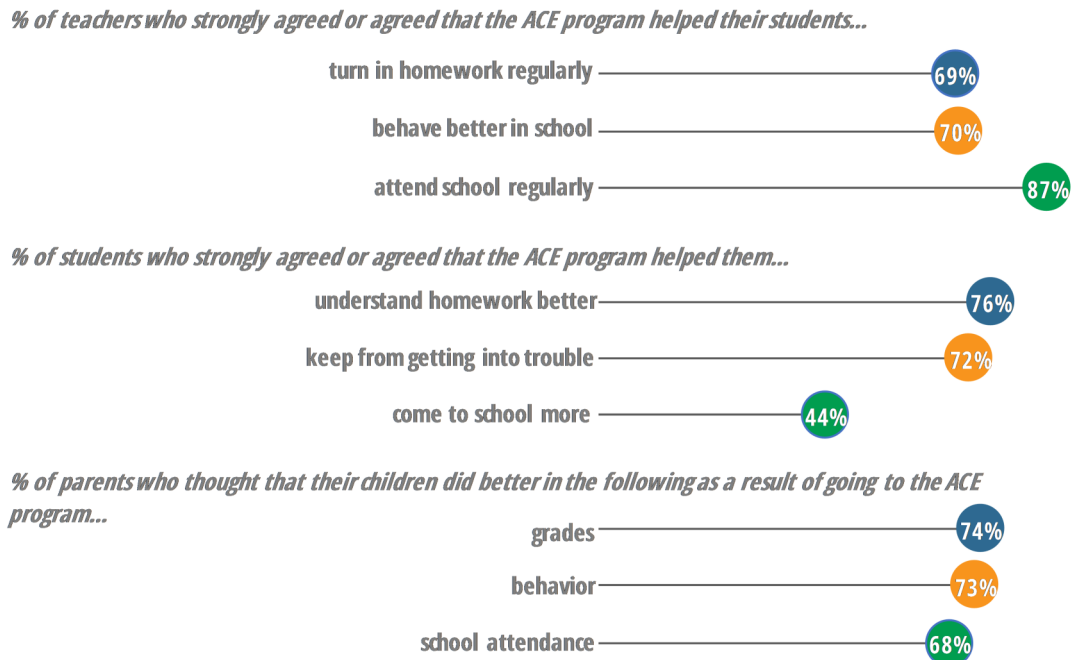
Source. 2017 AISD Afterschool Program Student Survey; 2017 AISD Parent Survey

Perceived Impact

ACE students reported that the afterschool program helped them understand their homework better. Their school-day teachers also reported on the Employee Coordinated Survey that ACE helped students turn in homework regularly. The majority of ACE students, parents, and school-day teachers indicated that the ACE program helped students behave better at school (Figure 6).

Figure 6.

Teachers, students, and parents felt that the ACE program helped students in academics, behavior, and school attendance.




Source. 2017 AISD Afterschool Program Student Survey; 2017 ACE Austin Parent Survey; 2017 AISD Employee Coordinated Survey



Parents also reported that their child’s physical wellness and attitudes toward learning had changed for the better due to the ACE program (Figure 7). In addition, teachers reported other positive impacts of the ACE program such as helping students improve their academic skills and supporting lessons that teachers do in their classroom (Figure 8).

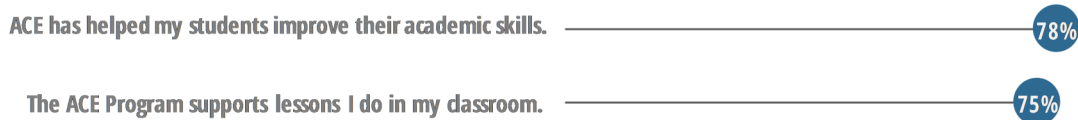
Figure 7.
Most ACE parents reported that their child’s physical wellness and attitudes toward learning had changed for the better due to the ACE program.



Source. 2017 ACE Parent Survey

Note. Parents were asked whether their child had changed (better, no change, or worse) because of going to the afterschool program.

Figure 8.
Teachers reported positive impacts of the ACE program on their campuses.



Source. 2017 AISD Employee Coordinated Survey

Note. Teachers were asked to indicate how much they agree or disagree with the items. Graph shows percentages of combined *strongly agree* and *agree* answers.

AUSTIN INDEPENDENT SCHOOL DISTRICT

Hui Zhao, Ph.D.
Melissa Andrews, M.A.
Cinda Christian Ph.D.

Department of Research and Evaluation



1111 West 6th Street, Suite D-350 | Austin, TX 78703-5338
512.414.1724 | fax: 512.414.1707
www.austinisd.org/dre | Twitter: @AISD_DRE

January 2018
Publication 16.53