

NATIONAL LONGITUDINAL STUDY of the High School Class of 1972



SCHOOL FILE DOCUMENTATION

Louise Henderson
Jay Levinsohn

Prepared for

National Center for Education Statistics
Office of Educational Research and Improvement
U.S. Department of Education

by

Center for Educational Research and Evaluation
Research Triangle Institute
Research Triangle Park, North Carolina 27709

Updated June 1981

National Longitudinal Study of the High School Class of 1972

SCHOOL FILE DOCUMENTATION

**Louise Henderson
Jay Levinsohn**

Prepared for

**National Center for Education Statistics
Office of Educational Research and Improvement
U.S. Department of Education**

by

**Center for Educational Research and Evaluation
Research Triangle Institute
Research Triangle Park, North Carolina 27709**

Updated June 1981

I. INTRODUCTION

This documentation was prepared to facilitate use of the NLS school file prepared from information collected, processed, and systematically stored for the National Longitudinal Study of the High School Class of 1972 (NLS), conducted under contract to the National Center for Education Statistics, Office of the Assistant Secretary for Educational Research and Improvement, U.S. Department of Education.

The NLS school file is a companion file to the NLS student based data file.^{1/} The school file is composed of 1,318 school records, one record for each high school from which NLS students were sampled. This file contains information about the environment, staff, procedures, facilities and curricula of the NLS sample high schools. The 504 variables that make up the file are primarily from the School Questionnaire and/or one or two Counselor Questionnaires for each of the 1,318 participating schools.

II. ORIGINAL SAMPLE DESIGN

The sample design for the NLS is a stratified, two-stage probability sample of students from all schools, public and private, in the 50 states and the District of Columbia, which contained twelfth graders during the 1971-72 school year.^{2/} The study excluded students from schools for the physically or mentally handicapped, schools for legally confined students, and special school situations (such as area vocational schools) where students were also enrolled in other high schools in the sampling frame.

The first-stage school sampling frame was constructed from computerized school files maintained by the Office of Education and the National Catholic

^{1/} The student-based data file is documented in National Longitudinal Study: Base Year (1972) through Fourth Follow-Up (1979) Data File Users Manual, Volumes I, II, III. John Riccobono, Louise B. Henderson, Graham J. Burkheimer, Carol Place, and J. R. Levinsohn, Center for Educational Research and Evaluation, Research Triangle Institute, Research Triangle Park, N.C., June 1981.

^{2/} Sample Design for the Selection of a Sample of Schools with Twelfth-Graders for a Longitudinal Study, Westat, Inc., Rockville, Maryland, June 1972.

Education Association. It was divided into 600 final strata based upon the following variables:^{3/}

- Type of control (public or nonpublic)
- Geographic region (Northeast, North Central, South, and West)
- Grade 12 enrollment (three size categories)
- Proximity to institutions of higher learning (3 distance categories)
- Percent minority group enrollment (8 categories, public schools only)
- Income level of the community (11 categories, public schools; 8 categories, Catholic schools)
- Degree of urbanization (10 categories).

In the smallest size strata (fewer than 300 seniors), schools were selected with probabilities proportional to the estimated number of senior students; in the remaining size strata, schools were selected with equal probabilities. All selections were without replacement. The potential for including disadvantaged students in the sample was increased by sampling schools in low-income areas and schools with a high proportion of minority group enrollment at twice the rate used for the remaining schools.^{4/} Within each final stratum, four schools were selected, and then two of the four were randomly designated as the primary selections. The other two schools were retained as backup or substitute selections for use only if one or both of the primary schools did not cooperate.

The second stage of the sampling procedure consisted of first drawing a simple random sample of 18 students per school (or all if fewer than 18 were available) and then selecting five additional students (if available) as possible replacements for nonparticipants. In both cases, the students within

^{3/} The total number of classes that would be defined by a cross-tabulation of these stratification variables is far greater than the number of cases that could, in fact, have been utilized in the stratification. Consequently, it was necessary to consolidate or ignore, in some instances, some of the stratification criteria through a procedure for assigning priority to the variables. A determination of the final strata involved these priority considerations, but also involved judgment in consolidating the various classes to produce strata of the desired sizes.

^{4/} Income for any area was based upon either an adjusted 1960 Census median income of the county containing the school, or the average adjusted gross income determined from the 1966 tax returns with the same five-digit ZIP code as that for the school. The minority group enrollments for individual schools were determined from either the records of the Office of Civil Rights or the 1970 Census data by counties.

a school were sampled with equal probabilities and without replacement. Early (i.e., mid-year) graduates and those attending adult education classes were excluded from the sampling.

III. SAMPLE REDEFINITIONS AND AUGMENTATIONS

Of the 1,200 primary sample schools, 948 participated in the base-year survey, 21 had no senior students enrolled, and 231 either refused to participate or could not participate because the request was received too late in the school year. Due to this large school nonresponse, further attempts were made to secure participation of the 231 nonparticipant primary sample schools and replacements for the 21 schools that had no seniors. This "resurvey" activity, initiated by NCES in the period prior to the first follow-up survey, involved securing school cooperation and selecting random samples of up to 18 former students (1972 seniors) per school. The "resurvey" activities, were successful in 205 of the 231 primary sample schools; thus, students from 1,153 of the 1,200 primary sample schools were included in the first follow-up and subsequent surveys.

Students selected from backup or substitute schools were also included in the base-year and follow-up surveys. In the base-year survey, 121 backup schools participated--including 16 schools which were "extra" in their final stratum. A backup school was termed "extra" if both primary sample schools from that stratum also participated. Students from the 26 "extra" schools were not included in the first follow-up survey, but additional backup schools were included to obtain at least two participating schools in the first follow-up survey from each of the 600 original strata. In the second and later follow-up surveys, 18 of these "extra" schools were included to avoid elimination of cases with complete base-year data.

Samples of former 1972 senior students were also selected from 16 sample augmentation schools; these schools were selected from those identified in 200 sample school districts canvassed to identify public schools not included in the original school sampling frame. The augmentation schools defined eight additional strata (601-608). Samples of students selected from the 16 augmentation schools were not included in the base-year survey but were included on subsequent surveys. Table 1 summarizes school representation.

Table 1.--Total number of participating schools, by survey

Sample	Base-year survey	First follow-up survey	Final sample for follow-up surveys
Primary sample	948	1,153	1,153
Backup sample:			
"Extra" in base-year	26*	--	18
Other	95	131	131
Augmentation sample	--	<u>16</u>	<u>16</u>
Total	1,069	1,300	1,318

* Eight of these 26 extra schools have been dropped from the NLS sample. No student data were collected from the dropped schools in any of the survey periods.

IV. TECHNICAL SPECIFICATIONS

The NLS school file consists of 1,318 records. Each record is 1,284 bytes long and contains 504 variables. The block size is 32,100 bytes with a fixed-block format. The file resides on nine-track tape with IBM standard labels and data set name SCHOOLS.INHOUSE.JUNE81. One reel of tape holds the file using a recording density of 6,250 bytes per inch. Included on the same tape is the codebook for the school file; its data set name is NLSCDBK.SCHOOL.WITHLBS. A listing of the codebook for the school file is included in this document as Appendix B.

V. ORGANIZATION OF THE REMAINDER OF THIS DOCUMENTATION

Included in Appendix A are copies of the school data collection instruments--the School Questionnaire and Counselor Questionnaire.^{5/} Appendix B contains a summary listing of each variable contained in the file. This listing provides,

^{5/} Counselor Questionnaires were not collected from the resurvey schools that were contacted during first follow-up operations.

for each variable, the variable number, the short label, the location of the implied decimal point (if blank, the variable is a whole number), the tape position, and a long label. This appendix serves as a quick guide to the contents of the file.

Appendix C presents a complete and detailed listing of the variables and variable frequency distributions in the data file. For each variable in the file, the variable number, a short variable label, the tape location, a longer variable description, and a completely labeled frequency distribution (for all categorical codes that occur for that variable) are presented. For several items, individual code tabulations would not be appropriate; in these cases group frequencies are reported, or only the frequency of data within the minimum to maximum range of the item and the error codes for the item are given. The fields that contain alpha-numeric information are documented as such in the frequency distributions.

For the several routing items^{6/} contained in the School Questionnaire and the Counselor Questionnaire there may possibly exist codes to which 20 has been added, indicating a violation of the logic of the skip pattern. A value label containing "X" denotes the addition of 20 to the datum.

For School Questionnaire items 7 and 10 (SCHQ7A - SCHQ7F, SCHQ10A - SCHQ10E) the response code indicated in the questionnaire was changed to "1," indicating a positive response. For these items, the possible values that exist on the school file are "1" and the error codes.

For some variables, response values were collapsed for presentation purposes due to the large number of possible responses. This collapsing is indicated in frequency distributions by category labels specifying defined ranges. Consider the two sample Tables 1 and 2.

In sample Table 1, individual code tabulations are reported. The values in the "CODE" column actually exist on the data file. The category labels for these values correspond to the item response descriptions for school question 40 (SCHQ40).

In other cases, where data have been collapsed for reporting, the value in the "CODE" column is arbitrary and has been deleted. Sample Table 2

^{6/} Items 7A, 7B, 10A, 10B, 13, 37A-37K in the School Questionnaire are routing items; Counselor Questionnaire items 7A - 7R are also routing questions.

illustrates the collapsing procedure. Group frequencies are reported for the ranges indicated by the category labels. It should be noted that no values are presented in the "CODE" column. This is the result of temporarily collapsing the ranges for printing; the full range of values is present in the data file. The distribution presented in Sample Table 2 indicates that the possible range of values is 0 to 999. Reference to the questionnaire item being summarized (see instruments in Section 2) will aid in definition of what exact values can be expected in the data file for continuous variables.

The tabulations of the variables are listed in the order that the variables appear in the data file.

Addendum to School File Documentation

VI. SCHOOL FILE WEIGHTS

During the sequential determination of final school sample membership, including augmentations, several school sampling weights were computed. In most instances, the principal purpose of the various school weights was to serve as a basis for subsequent computation of student weights as applicable to one or more of the several student instruments. Several such intermediate school weights have been historically maintained intact on the School File, most of which are inapplicable for analysis of School File data. Specifically, there are eight weights included on the school file, as indicated below.

<u>Variable Number</u>	<u>Record Position</u>	<u>Description</u>
2	5 - 9	Adjusted Base Year School Weight
481	1204 - 1211	Adjusted Counselor Weight
482	1212 - 1219	Unadjusted Counselor Weight
488	1225 - 1232	Student Test Battery Weight
489	1233 - 1240	Student Record Information Weight
490	1241 - 1248	Student Base Year Questionnaire Weight
493	1255 - 1259	Unadjusted Base Year School Weight
504	1280 - 1284	School File Sample Weight.

All of these weights are represented on the file with two implied decimal places (though not always indicated as such in the codebook). Of these eight weights, only two (variables 481 and 504) are of direct use in analyzing School File or other school level data.

The school file sample weight (variable number 504) is appropriate for analyzing school level data that potentially could have been supplied by all 1,318 schools. This includes the School Questionnaire data on this file since all 1,318 schools were requested to supply these data. The adjusted counselor weight (variable number 481) should be used only in analyzing the responses to the Counselor Questionnaire; however, care must be exercised when analyzing these data. This questionnaire was only administered at Base Year responding schools and data were collected from either one or two counselors at each school. Consequently, analyses should accommodate for the differing number of counselors providing data at different schools (e.g., proper combination of first counselor data [variables 244-335] with second counselor data [variables 336-427], when data from two questionnaires are available for a school).

Addendum to School File Documentation

VII. MERGING WITH STUDENT DATA

The data in the School File can be merged with individual records in the NLS-72 public release data file using the final stratum number and school codes which are common to both files. The NLS-72 public release file is in order by final stratum number (variable number 21), by school code (variable number 4) within final stratum numbers, and by RTI identification number (variable number 1) within school codes. The School File is in order by final stratum number (variable number 498) and by school code (variable number 1) within final stratum numbers.

Sample Table 1
 VAR# 0240 SCHQ40 - COLS 0635-0636
 LOCATION OF SCHOOL

CATEGORY LABEL	CODE	ABSOLUTE FREQUENCY
RURAL, FARM COMMUNITY	1.	241
SMALL CITY	2.	353
MED-SIZED CITY	3.	99
SUB OF MEDIUM CITY	4.	61
LARGE CITY	5.	137
SUBURB OF LARGE CITY	6.	108
VERY LARGE CITY	7.	149
SUB OF VERY LARGE CITY	8.	109
BLANK	98.	8
LEGITSKP	99.	53
	TOTAL	<u>1,318</u>

Sample Table 2

Category label indicating item responses within range 1-25 temporarily collapsed for reporting purposes.

Values in the ranges defined by the labels can be expected.

Minimum value.

Frequency denoting 919 item responses within range 1-25.


VAR # 0241 SCHQ41A COLS 0637-0639
 NUMBER OF MILES TO THE NEAREST JUNIOR
 COLLEGE

CATEGORY LABEL	CODE	ABSOLUTE FREQUENCY
0	0.	22
1-25		919
26-50		173
51-100		77
101-200		12
201-300		4
BLANK	998.	58
LEGITSKP	999.	53
TOTAL		1,318


Maximum value.


Appendix A

School Questionnaire, Counselor Questionnaire



School Questionnaire



 72	SCHOOL CODE	<input type="text"/>	<input type="text"/>	<input type="text"/>	<input type="text"/>
	SCHOOL NAME		LOCATION		

(omitted)

NATIONAL LONGITUDINAL STUDY OF THE HIGH SCHOOL CLASS OF 1972

Conducted by
Educational Testing Service, Princeton, New Jersey for the
UNITED STATES OFFICE OF EDUCATION

A

SECTION

Program and student information...

SCHQ1 1. Which of the following best describes the structure of your high school?

(Circle one.)

- Grades 9-12 1
- Grades 10-12 2
- Grades 11-12 3
- Other (Describe: _____) 4

2. What was the total enrollment in your high school and in each grade as of April 1 (or nearest date for which data are available) in each of the following years?

Grade:	9	10	11	12	Total
1967-1968 enrollment:	SCHQ2A	SCHQ2B	SCHQ2C	SCHQ2D	SCHQ2E
1969-1970 enrollment:	SCHQ2F	SCHQ2G	SCHQ2H	SCHQ2I	SCHQ2J
1971-1972 enrollment:	SCHQ2K	SCHQ2L	SCHQ2M	SCHQ2N	SCHQ2O

3. During the same years, approximately what percentage of the students were in each of the following curricula?

	Percentage of 1967-68 enrollment	Percentage of 1969-70 enrollment	Percentage of 1971-72 enrollment
General	SCHQ3A %	SCHQ3J %	SCHQ3S %
Academic or college preparatory	SCHQ3B %	SCHQ3K %	SCHQ3T %
Vocational-Technical:			
Agriculture	SCHQ3C %	SCHQ3L %	SCHQ3U %
Business or commercial	SCHQ3D %	SCHQ3M %	SCHQ3V %
Distributive education	SCHQ3E %	SCHQ3N %	SCHQ3W %
Health occupations	SCHQ3F %	SCHQ3O %	SCHQ3X %
Home economics	SCHQ3G %	SCHQ3P %	SCHQ3Y %
Trade or industrial occupations	SCHQ3H %	SCHQ3Q %	SCHQ3Z %
Other (Describe: _____)	SCHQ3I %	SCHQ3R %	SCHQ3AA %

Entries should total 100%.

SCHQ4 4. About what percentage of students have moved from one curriculum to another since September 1971?

(Circle one.)

- Only one curriculum in this school 01
- None 02
- 1-4% 03
- 5-9% 04
- 10-14% 05
- 15-19% 06
- 20-39% 07
- 40-59% 08
- 60% or more 09
- Don't know 10

5. How many weeks are in your school year?

SCHQ5

6. How many minutes long are your standard class periods?

SCHQ6

SCHQ7 7. Does your school classify students as handicapped?

(Circle as many numbers as apply.) Directions

- No 1 } → Skip to question 10.
- Do not know 2 } →
- Yes, by standard tests for evaluating specific handicaps 3 } → Proceed to question 8.
- Yes, by federal guidelines 4 } →
- Yes, by state guidelines 5 } →
- Yes, according to judgments and observations of school counselors and teachers 6 } (See text for special coding rules.)

8. How many students in your high school are classified as handicapped?

SCHQ8

9. How does your school accommodate the following types of handicapped students?

(Circle one number for each type of handicapped student in your school.)

Type of handicap	Attend regular classes	Attend some special classes	Attend all special classes
SCHQ9A Multiple handicapped	1	2	3
SCHQ9B Trainable mentally retarded	1	2	3
SCHQ9C Educable mentally retarded	1	2	3
SCHQ9D Hard of hearing	1	2	3
SCHQ9E Deaf	1	2	3
SCHQ9F Deaf-blind	1	2	3
SCHQ9G Speech impaired	1	2	3
SCHQ9H Vision impaired	1	2	3
SCHQ9I Emotionally disturbed	1	2	3
SCHQ9J Crippled	1	2	3
SCHQ9K Other health impaired	1	2	3

10. Does your school classify students as disadvantaged?

(Circle as many numbers as apply.)

Directions

- | | | | |
|---------|----------------------------|---|---|
| SCHQ10A | No | 1 | } → Skip to question 12. |
| SCHQ10B | Do not know | 2 | |
| SCHQ10C | Yes, by federal guidelines | 3 | } → Proceed to question 11.
(See text for special coding rules.) |
| SCHQ10D | Yes, by state guidelines | 4 | |
| SCHQ10E | Yes, by other means | 5 | |

11. How many students in your high school are classified as disadvantaged?

SCHQ11

12. Indicate the number of students currently enrolled in your regular vocational program who are receiving the following additional services designed to enable them to succeed.

Special Additional Services	Handicapped only	Disadvantaged only	Handicapped and disadvantaged	
Readers or interpreters for bilingual, deaf, or blind students	<u>SCHQ12A</u>	<u>SCHQ12L</u>	<u>SCHQ12W</u>	(1)
Extra vocational instructors or aides	<u>SCHQ12B</u>	<u>SCHQ12M</u>	<u>SCHQ12X</u>	(2)
Basic education teachers	<u>SCHQ12C</u>	<u>SCHQ12N</u>	<u>SCHQ12Y</u>	(3)
Special instructional materials, aids	<u>SCHQ12D</u>	<u>SCHQ12O</u>	<u>SCHQ12Z</u>	(4)
Testing and diagnosis	<u>SCHQ12E</u>	<u>SCHQ12P</u>	<u>SCHQ12AA</u>	(5)
Schedule modification	<u>SCHQ12F</u>	<u>SCHQ12Q</u>	<u>SCHQ12BB</u>	(6)
Facilities (such as elevators, ramps, rooms)	<u>SCHQ12G</u>	<u>SCHQ12R</u>	<u>SCHQ12CC</u>	(7)
Equipment modification	<u>SCHQ12H</u>	<u>SCHQ12S</u>	<u>SCHQ12DD</u>	(8)
Arrangements for professional aid or services outside of school	<u>SCHQ12I</u>	<u>SCHQ12T</u>	<u>SCHQ12EE</u>	(9)
Guidance and counseling	<u>SCHQ12J</u>	<u>SCHQ12U</u>	<u>SCHQ12FF</u>	(10)
Job placement and follow-up	<u>SCHQ12K</u>	<u>SCHQ12V</u>	<u>SCHQ12GG</u>	(11)

SCHQ13 13. Does your school group or track high school students according to ability or achievement?

(Circle one.)

Directions

- | | | |
|--|---|-----------------------------|
| Yes, for all students | 1 | } → Proceed to question 14. |
| Yes, but for highest achieving students only | 2 | |
| Yes, but for lowest achieving students only | 3 | |
| No | 4 | → Skip to question 16. |

SCHQ14 14. Is ability or achievement grouping used at all high school grade levels?

(Circle one.)

- | | |
|----------------------------------|---|
| Yes, at all grade levels | 1 |
| No, only at certain grade levels | 2 |

SCHQ15 15. Is ability or achievement grouping used in all high school subject-matter areas?

(Circle one.)

- Yes, in all subject-matter areas..... 1
- No, only in certain subject-matter areas..... 2

SCHQ16 16. What is the approximate average daily percentage attendance in your high school?

(Circle one.)

- Over 95%..... 1
- 90-95%..... 2
- 85-89%..... 3
- 80-84%..... 4
- 75-79%..... 5
- 70-74%..... 6
- 69% or lower..... 7

17. What is the approximate percentage of boys and girls who enter the 10th grade but drop out before graduation? (Do not include students who transfer to another school.)

(Circle one in each column.)

	Boys who drop out	Girls who drop out
School does not have 10th grade.....	01	01
0-4%	02	02
5-9%	03	03
10-14%	04	04
15-19%	05	05
20-29%	06	06
30-39%	07	07
40-49%	08	08
50% or more.....	09	09
Don't know.....	10	10

SCHQ17A SCHQ17B

18. Approximately what percentages of current students and current faculty are members of the following ethnic groups?

	Student component	Faculty component
American Indian	SCHQ18A %	SCHQ18I % (1)
Black or Afro-American or Negro	SCHQ18B %	SCHQ18J % (2)
Mexican-American or Chicano	SCHQ18C %	SCHQ18K % (3)
Puerto Rican	SCHQ18D %	SCHQ18L % (4)
Other Latin American origin	SCHQ18E %	SCHQ18M % (5)
Oriental or Asian-American	SCHQ18F %	SCHQ18N % (6)
White or Caucasian	SCHQ18G %	SCHQ18O % (7)
Other	SCHQ18H %	SCHQ18P % (8)

Entries should total 100%.

19. When did each of the following ethnic groups first enter this school?

(Circle one number on each line.)

	This year	Within last 2 years	3 to 5 years ago	6 to 10 years ago	Over 10 years ago	Has always included this group	No students in this group
SCHQ19A American Indian	1	2	3	4	5	6	7
SCHQ19B Black or Afro-American or Negro	1	2	3	4	5	6	7
SCHQ19C Mexican-American or Chicano	1	2	3	4	5	6	7
SCHQ19D Puerto Rican	1	2	3	4	5	6	7
SCHQ19E Other Latin-American origin	1	2	3	4	5	6	7
SCHQ19F Oriental or Asian-American	1	2	3	4	5	6	7
SCHQ19G White or Caucasian	1	2	3	4	5	6	7
SCHQ19H Other	1	2	3	4	5	6	7

20. Approximately what percentage of the students are children of:

- Professional and managerial personnel SCHQ20A %
- Sales, clerical, technical, or skilled workers SCHQ20B %
- Factory or other blue collar workers SCHQ20C %
- Farm workers SCHQ20D %
- Other persons SCHQ20E %

Entries should total 100%.

21. What was the total number of students graduated from the 12th grade in the 1970-71 school year?

SCHQ21

SCHQ22 22. To the best of your knowledge, about what percentage of the entire 1970-71 graduating class is now enrolled in a regular two-year or four-year college?

(Circle one.)

- None 00
- 1-9% 01
- 10-19% 02
- 20-29% 03
- 30-39% 04
- 40-49% 05
- 50-59% 06
- 60-69% 07
- 70-79% 08
- 80-89% 09
- 90-99% 10
- All 11

SCHQ23 23. To the best of your knowledge, about what percentage of the 1970-71 graduating class went on to post-secondary education or training of some kind OTHER THAN A JUNIOR COLLEGE OR FOUR-YEAR COLLEGE (for example, beauty school, vocational-technical school, or business school)? Do not include military service.

(Circle one.)

None	00
1-9%	01
10-19%	02
20-29%	03
30-39%	04
40-49%	05
50-59%	06
60-69%	07
70-79%	08
80-89%	09
90-99%	10
All	11

SCHQ24 24. Approximately how many colleges sent a representative to talk with interested students in this high school during the 1971-72 school year?

(Circle one.)

None	0
1 or 2	1
3-5	2
6-10	3
11-20	4
21 or more	5

25. Do students in this school have an opportunity to obtain advanced placement or credit in college?

(Circle one number on each line.)

	Yes	No
SCHQ25A School offers one or more courses of the College Board Advanced Placement Program	1	2
SCHQ25B School offers own advanced courses	1	2
SCHQ25C School offers no special courses but individual students may qualify through Advanced Placement Examinations	1	2
SCHQ25D Students may take college courses while attending high school	1	2

B

SECTION Resources...

26. Please Indicate whether or not this high school participates in each of the following federally assisted or financed programs.

(Circle one number on each line.)

	School participates	School does not participate
SCHQ26A Upward Bound.....	1	2
SCHQ26B Neighborhood Youth Corps Program.....	1	2
Elementary and Secondary Education Act:		
SCHQ26C Title I (education of children from low-income families)	1	2
SCHQ26D Title III (supplementary education centers and services)	1	2
SCHQ26E Title VI (education of the handicapped).....	1	2
SCHQ26F Title VI (bilingual education programs).....	1	2
SCHQ26G Title VIII (general provisions).....	1	2
Vocational Education Act of 1963 as amended:		
SCHQ26H Title I, Part B (State Vocational Education Programs, including regular Cooperative Education Programs).....	1	2
SCHQ26I Title I, Part D (Exemplary Programs and Projects).....	1	2
SCHQ26J Title I, Part F (Consumer and Homemaking Education)	1	2
SCHQ26K Title I, Part G (Cooperative Vocational Education Programs).....	1	2
SCHQ26L Title I, Part H (Work-Study Programs for Vocational Education Students).....	1	2

[In your answers to questions 27 through 30, please be sure to include ONLY the teachers of the grades you indicated in question 1 to describe the structure of your high school.]

27. How many high school classroom teachers are on the teaching staff this school year, not counting librarians, counselors, and administrative personnel? (Count part-time teachers according to full-time equivalents; for example, two half-time teachers would count as one full-time teacher.).....

SCHQ27

SCHQ28 28. What percentage of the full-time high school teachers in this school at the end of the 1970-71 school year have since left for reasons other than death or retirement?

(Circle one.)

Less than 5%.....	1
5-9%.....	2
10-14%.....	3
15-19%.....	4
20-29%.....	5
30-49%.....	6
50% or more.....	7

SCHQ29 29. About what percentage of the full-time high school teachers are men?

(Circle one.)

- Less than 10% 1
- 10-29% 2
- 30-49% 3
- 50-69% 4
- 70-89% 5
- 90% or more 6

SCHQ30 30. About what percentage of the full-time high school teachers have master's or doctor's degrees?

(Circle one.)

- Less than 10% 1
- 10-29% 2
- 30-49% 3
- 50-69% 4
- 70-89% 5
- 90% or more 6

SCHQ31 31. How many full-time counselors are there in this high school? (Please include only the counselors serving the grades indicated in question 1.)

(Circle one.)

- None 0
- One, less than full-time 1
- One, full-time 2
- Two 3
- Three 4
- Four 5
- Five 6
- Six 7
- Seven or more 8

SCHQ32 32. Did the school give interest inventories to most of the present senior class at some time during the last three years?

(Circle one.)

- Yes 1
- No 2

33. What provisions are there for giving students with mental-health problems professional assistance?

(Circle one number on each line.)

	Is provided	Is not provided
SCHQ33A A psychologist or psychiatrist (full-time)	1	2
SCHQ33B A psychologist or psychiatrist (part-time)	1	2
SCHQ33C A guidance counselor trained in psychological counseling	1	2
SCHQ33D A referral arrangement with a mental-health clinic	1	2
SCHQ33E Other (Specify: _____)	1	2

SCHQ34 34. What is the approximate number of catalogued volumes in the school library?

(Circle one.)

No library	1
Less than 2,500	2
2,500-4,999	3
5,000-7,499	4
7,500-9,999	5
10,000-14,999	6
15,000 or more	7

35. At what times do students at this school have access to the school library?

(Circle one number on each line.)

	Have access	Do not have access
SCHQ35A During regular school hours	1	2
SCHQ35B During lunch periods	1	2
SCHQ35C Before school hours—morning	1	2
SCHQ35D After school hours—afternoon	1	2
SCHQ35E After school hours—night	1	2
SCHQ35F Weekends	1	2

SCHQ36 36. How many class hours per week does the average student have in his schedule for optional or required use of the library facilities?

(Circle one.)

None	0
Less than one hour	1
One hour	2
Two hours	3
Three hours	4
Four hours	5
Five hours	6
Six hours or more	7

37. Does the school have specialized laboratory or shop facilities or student learning stations other than lecture halls or classrooms. There are two parts to this question. Answer Part II only for those subjects in which instruction is offered.

(Circle one number on each line.)

	PART I		PART II		SCHQ37A	1	2	SCHQ37L
	Is a course offered in the subject? If "Yes," answer Part II.		Are specialized lab or shop facilities or learning stations available?					
	No	Yes	No	Yes				
General science.....	1	2	1	2				
Biology.....	1	2	1	2	SCHQ37B	1	2	SCHQ37M
Chemistry.....	1	2	1	2	SCHQ37C	1	2	SCHQ37N
Physics.....	1	2	1	2	SCHQ37D	1	2	SCHQ37O
Foreign languages.....	1	2	1	2	SCHQ37E	1	2	SCHQ37P
Vocational-Technical								
Agriculture.....	1	2	1	2	SCHQ37F	1	2	SCHQ37Q
Business or commercial.....	1	2	1	2	SCHQ37G	1	2	SCHQ37R
Distributive education.....	1	2	1	2	SCHQ37H	1	2	SCHQ37S
Health occupations.....	1	2	1	2	SCHQ37I	1	2	SCHQ37T
Home economics.....	1	2	1	2	SCHQ37J	1	2	SCHQ37U
Trade or industrial occupations.....	1	2	1	2	SCHQ37K	1	2	SCHQ37V

38. How adequate are the number and quality of student learning stations* in the labs or shops to allow their full use by each of the students taking a course in the subject?

(Circle one number in each line of Part I and Part II only if courses are offered.)

	(Circle if no course is offered.)	Part I—Adequacy in terms of number			Part II—Adequacy in terms of quality & up-to-dateness				
		Very adequate	Adequate	Inadequate	Very adequate (very modern, new equipment)		Inadequate (obsolete or in poor condition)		
					Adequate	Inadequate			
General science.....0		1	2	3	SCHQ38A	1	2	3	SCHQ38L
Biology.....0		1	2	3	SCHQ38B	1	2	3	SCHQ38M
Chemistry.....0		1	2	3	SCHQ38C	1	2	3	SCHQ38N
Physics.....0		1	2	3	SCHQ38D	1	2	3	SCHQ38O
Foreign languages...0		1	2	3	SCHQ38E	1	2	3	SCHQ38P
Vocational-Technical									
Agriculture.....0		1	2	3	SCHQ38F	1	2	3	SCHQ38Q
Business or commercial.....0		1	2	3	SCHQ38G	1	2	3	SCHQ38R
Distributive education.....0		1	2	3	SCHQ38H	1	2	3	SCHQ38S
Health occupations.....0		1	2	3	SCHQ38I	1	2	3	SCHQ38T
Home economics...0		1	2	3	SCHQ38J	1	2	3	SCHQ38U
Trade or industrial occupations.....0		1	2	3	SCHQ38K	1	2	3	SCHQ38V

*The number of student learning stations is defined as the number of individual students that can be efficiently and safely accommodated at one time for instructional purposes within a laboratory or shop. This number is a measure of the physical facilities and equipment and is not affected by a change in the number of instructors or teachers.

SCHQ39 39. About how old is the main classroom building of your school plant?

(Circle one.)

- Less than 1 year old 1
- 1-4 years old 2
- 5-9 years old 3
- 10-19 years old 4
- 20-29 years old 5
- 30-39 years old 6
- 40-49 years old 7
- 50 years or older 8

SCHQ40 40. Which of the following best describes the location of this school?

(Circle one.)

- In a rural or farming community 1
- In a small city or town of fewer than 50,000 people
that is not a suburb of a larger place 2
- In a medium-sized city (50,000-100,000 people) 3
- In a suburb of a medium-sized city 4
- In a large city (100,000-500,000 people) 5
- In a suburb of a large city 6
- In a very large city (over 500,000 people) 7
- In a suburb of a very large city 8

41. Approximately how many miles is it from this school to the nearest of each of the following postsecondary institutions that students from this school could attend?

SCHQ41A miles to a junior or community college

SCHQ41B miles to a vocational, technical, trade, or business school

SCHQ41C miles to a four-year college or university

C

SECTION Grading system...

42. In what form are grades given?

(Circle one.) Directions

Letter grades only..... 1..... → In the list of letter grades below, circle only those used by your school.

Numerical or percentage grades only..... 2..... → Enter the numerical or percentage grades used next to the appropriate equivalent letter grades in the table below. (For example, a 2.0 numerical grade or a 70 percentage grade may be equivalent to a C.)

Other grading system (such as pass-fail, different type of letter grade, or ranking like I, II, III, etc.)..... 3..... → Please describe it here _____ and enter the grades used in the "Other Grade" column below next to the appropriate equivalent letter grades in the table.

More than one grading system..... 4..... → Enter the grades used in the appropriate spaces in the table below. If you use letter grades, as one of your systems, please be sure to circle those you use in the "Letter Grade" column.

SCHQ4 2XX

Table of Grade Equivalents

	Letter Grade	Numerical Grade	Percentage Grade	Other Grade
SCHQ4 2AA	A +	<u>SCHQ4 2AB</u>	<u>SCHQ4 2AC</u>	<u>SCHQ4 2AD</u>
SCHQ4 2BA	A	<u>SCHQ4 2BB</u>	<u>SCHQ4 2BC</u>	<u>SCHQ4 2BD</u>
SCHQ4 2CA	A -	<u>SCHQ4 2CB</u>	<u>SCHQ4 2CC</u>	<u>SCHQ4 2CD</u>
SCHQ4 2DA	B +	<u>SCHQ4 2DB</u>	<u>SCHQ4 2DC</u>	<u>SCHQ4 2DD</u>
SCHQ4 2EA	B	<u>SCHQ4 2EB</u>	<u>SCHQ4 2EC</u>	<u>SCHQ4 2ED</u>
SCHQ4 2FA	B -	<u>SCHQ4 2FB</u>	<u>SCHQ4 2FC</u>	<u>SCHQ4 2FD</u>
SCHQ4 2GA	C +	<u>SCHQ4 2GB</u>	<u>SCHQ4 2GC</u>	<u>SCHQ4 2GD</u>
SCHQ4 2HA	C	<u>SCHQ4 2HB</u>	<u>SCHQ4 2HC</u>	<u>SCHQ4 2HD</u>
SCHQ4 2JA	C -	<u>SCHQ4 2JB</u>	<u>SCHQ4 2JC</u>	<u>SCHQ4 2JD</u>
SCHQ4 2KA	D +	<u>SCHQ4 2KB</u>	<u>SCHQ4 2KC</u>	<u>SCHQ4 2KD</u>
SCHQ4 2LA	D	<u>SCHQ4 2LB</u>	<u>SCHQ4 2LC</u>	<u>SCHQ4 2LD</u>
SCHQ4 2MA	D -	<u>SCHQ4 2MB</u>	<u>SCHQ4 2MC</u>	<u>SCHQ4 2MD</u>
SCHQ4 2NA	E	<u>SCHQ4 2NB</u>	<u>SCHQ4 2NC</u>	<u>SCHQ4 2ND</u>

Thank you very much. Your help in this study is very much appreciated.



NATIONAL LONGITUDINAL STUDY OF THE HIGH SCHOOL CLASS OF 1972

Counselor Questionnaire



SCHOOL NAME

SCHOOL CODE

--	--	--	--

COUNSELOR NUMBER

--	--

(omitted)



Prepared for the
UNITED STATES OFFICE OF EDUCATION
by Educational Testing Service, Princeton, New Jersey

1. About what percentage of your working time (to nearest 5%) is spent in each of the following activities?

CNQ1A	Conferences with individual students.	_____ %	
CNQ1B	Group counseling sessions with students.	_____ %	
CNQ1C	Conferences with parents.	_____ %	<i>Entries should total 100%.</i>
CNQ1D	Conferences with teachers and other school personnel.	_____ %	
CNQ1E	Record keeping and clerical work.	_____ %	
CNQ1F	Community and/or agency contacts.	_____ %	
CNQ1G	Professional meetings.	_____ %	
	Other (specify) _____		

CNQ1H	_____	_____ %	

2. About what percentage of your time with students (to nearest 5%) is spent dealing with each of the following?

CNQ2A	Career or vocational guidance (NOT college-oriented), job placement, or job referral.	_____ %	
CNQ2B	College entrance.	_____ %	
CNQ2C	Postsecondary education other than four-year college	_____ %	<i>Entries should total 100%.</i>
CNQ2D	Attendance and discipline	_____ %	
CNQ2E	Personal and family problems	_____ %	
CNQ2F	High school academic choices	_____ %	
CNQ2G	High school academic problems.	_____ %	
	Other (specify) _____		

CNQ2H	_____	_____ %	

CNQ3 3. Currently, how many hours a week do you devote to counseling students?

(Circle one.)

None.	0
Less than 6 hours a week.	1
6-10 hours a week.	2
11-15 hours a week.	3
16-20 hours a week.	4
21-25 hours a week.	5
More than 25 hours a week.	6

CNQ4 4. How many students are assigned to you for counseling?

(Circle one.)

Under 50.....	1
50-99.....	2
100-199.....	3
200-299.....	4
300-399.....	5
400-499.....	6
500-599.....	7
600-699.....	8
700 or more.....	9

5. How many different students, on the average, do you counsel in a week individually or in groups?

(Circle one number in each column.)

	Individually	In groups
None.....	0.....	0
Some but fewer than 10.....	1.....	1
10-19.....	2.....	2
20-29.....	3.....	3
30-39.....	4.....	4
40-49.....	5.....	5
50-59.....	6.....	6
60-69.....	7.....	7
70 or more.....	8.....	8

CNQ5A CNQ5B

6. Here are some methods that are often used to help place students in jobs following graduation. Please indicate whether or not you have used each method during this school year.

(Circle one number on each line.)

Have used Have not used

CNQ6A	Canvass community employers for job opportunities.....	1.....	2
CNQ6B	Canvass employers in nearby communities.....	1.....	2
CNQ6C	Contact state employment agencies for job openings.....	1.....	2
CNQ6D	Contact private employment agencies for job openings.....	1.....	2
CNQ6E	Review want ads for job opportunities.....	1.....	2
CNQ6F	Advise students generally on how to find jobs.....	1.....	2
CNQ6G	Arrange for employers to interview students.....	1.....	2
CNQ6H	Help students find summertime jobs.....	1.....	2
CNQ6I	Help students find part-time, school-year jobs.....	1.....	2
CNQ6J	Follow up progress of past graduates.....	1.....	2
CNQ6K	Promote placement by speaking to civic groups.....	1.....	2
CNQ6L	Canvass labor unions about job opportunities.....	1.....	2
CNQ6M	Arrange postsecondary school apprenticeships.....	1.....	2
CNQ6N	Assist graduates of past years in finding jobs.....	1.....	2

7. Sources of financial aid for postsecondary education that educators often recommend to students are listed below. Please indicate whether or not you have recommended each source to any student during the past two years (Part I). And if you have recommended a source, to your knowledge has any student used this source of aid (Part II)?

	PART I		PART II		
	I have recommended (If "Yes", answer Part II.)		Student actually used		
	No	Yes	No	Yes	Don't know
College or university scholarship or loan.....	1	2	CNQ7A	1.....2.....3	CNQ7S
State or local scholarship or loan program.....	1	2	CNQ7B	1.....2.....3	CNQ7T
Scholarship from a private organization or company.....	1	2	CNQ7C	1.....2.....3	CNQ7U
Veterans Administration survivors' benefits or direct benefits (GI Bill compensation or pension).....	1	2	CNQ7D	1.....2.....3	CNQ7V
ROTC Scholarship Programs.....	1	2	CNQ7E	1.....2.....3	CNQ7W
College Work-Study Program.....	1	2	CNQ7F	1.....2.....3	CNQ7X
Social Security Benefits for Students Age 18 to 22 (for children of retired, disabled, or deceased parents).....	1	2	CNQ7G	1.....2.....3	CNQ7Y
National Defense Student Loan Program.....	1	2	CNQ7H	1.....2.....3	CNQ7Z
Federal Guaranteed Student Loan Program.....	1	2	CNQ7I	1.....2.....3	CNQ7AA
Educational Opportunity Grant Program.....	1	2	CNQ7J	1.....2.....3	CNQ7BB
Health Professions Student Loan Program.....	1	2	CNQ7K	1.....2.....3	CNQ7CC
Health Professions Scholarship Program.....	1	2	CNQ7L	1.....2.....3	CNQ7DD
Nursing Student Loan Program.....	1	2	CNQ7M	1.....2.....3	CN 7EE
Nursing Scholarship Program.....	1	2	CNQ7N	1.....2.....3	CNQ7FF
General Scholarship Program.....	1	2	CNQ7O	1.....2.....3	CN 7GG
Law Enforcement Education Program.....	1	2	CNQ7P	1.....2.....3	CNQ7HH
Veterans Administration War Orphans Educational Assistance Program.....	1	2	CNQ7Q	1.....2.....3	CNQ7II
Regular bank loan.....	1	2	CNQ7R	1.....2.....3	CNQ7JJ

8. Have you had counseling experience prior to this year in schools with ethnic or racial minority groups?

(Circle one number on each line.)

Have had
experience

Have not had
experience

CNQ8A	Schools with 0-20% minority students.....	1	2
CNQ8B	Schools with 21-40% minority students.....	1	2
CNQ8C	Schools with 41-60% minority students.....	1	2
CNQ8D	Schools with 61-80% minority students.....	1	2
CNQ8E	Schools with 81-100% minority students.....	1	2
CNQ8F	Schools in which many students spoke a primary language other than English.....	1	2

9. How many college courses (semester equivalent) specifically related to each of the following kinds of counseling have you had?

(Circle one number on each line.)

	None	1	2	3	4 or more
CNQ9A Educational.....	.0	.1	.2	.3	.4
CNQ9B Minority group.....	.0	.1	.2	.3	.4
CNQ9C Personal.....	.0	.1	.2	.3	.4
CNQ9D Vocational.....	.0	.1	.2	.3	.4
CNQ9E Other (specify)_____	.0	.1	.2	.3	.4

10. In college or elsewhere (such as inservice training), how many hours of supervised practice in each of the following kinds of counseling have you had?

(Circle one number on each line.)

	None	1-5	6-10	11-20	Over 20
CNQ10A Educational.....	.0	.1	.2	.3	.4
CNQ10B Minority group.....	.0	.1	.2	.3	.4
CNQ10C Personal.....	.0	.1	.2	.3	.4
CNQ10D Vocational.....	.0	.1	.2	.3	.4
CNQ10E Other (specify)_____	.0	.1	.2	.3	.4

CNQ11 11. As of the end of this school year, how many years will you have been at this school?

(Circle one.)

Less than one year.....	1
1 or 2 years.....	2
3 or 4 years.....	3
5 to 9 years.....	4
10 to 14 years.....	5
15 to 19 years.....	6
20 to 29 years.....	7
30 or more years.....	8

12. As of the end of this school year, what will be your total number of years of counseling experience?

(Circle one number in each column, if appropriate.)

	Full-time	Part-time
Less than one year.....	1	1
1 or 2 years.....	2	2
3 or 4 years.....	3	3
5 to 9 years.....	4	4
10 to 14 years.....	5	5
15 to 19 years.....	6	6
20 to 29 years.....	7	7
30 or more years.....	8	8

CNQ12A CNQ12B

CNQ13 13. Your age at your last birthday?

(Circle one.)

- Under 25.....01
- 26 to 29.....02
- 30 to 34.....03
- 35 to 39.....04
- 40 to 44.....05
- 45 to 49.....06
- 50 to 54.....07
- 55 to 59.....08
- 60 to 64.....09
- 65 or older.....10

CNQ14 14. Your sex?

(Circle one.)

- Female.....1
- Male.....2

CNQ15 15. How do you describe yourself?

(Circle one.)

- American Indian.....1
- Black or Afro-American or Negro.....2
- Mexican-American or Chicano.....3
- Puerto Rican.....4
- Other Latin-American origin.....5
- Oriental or Asian-American.....6
- White or Caucasian.....7
- Other.....8

COMMENTS

Does your school have any special programs or approaches not covered by this questionnaire that you feel are having a significant influence on the educational or career plans of students? If so, please list and describe them below.

Thank you very much. Your help in this study is very much appreciated.

Appendix B
Codebook for NLS School Tape

VAR#	LABEL	BC	EC	#DEC.	QUESTION LABEL
1	SCHCODE	1	4		SCHOOL ID CODE
2	ADJSCHT	5	9		ADJUSTED SCHOOL WEIGHT, 6SYR
3	SAYPLD?	10	10		WHAT IS SCHOOL'S SURVEY STATUS (HSYR, RESURVEY, AUGMENTATION)
4	STATUS	11	11		WHAT WAS THE SCHOOL'S STATUS IN HSYR SURVEY
5	#SENIORS	12	15		NUMBER OF SENIORS IN THE SCHOOL
6	#TDSAMP	16	17		NUMBER OF STUDENTS IN THE SCHOOL WHO WERE ACTUALLY SAMPLED
7	# TESTS	18	19		NUMBER OF STUDENT TEST BATTERIES RECEIVED
8	# SRI	20	21		NUMBER OF STUDENT RECORD INFORMATION QUESTIONNAIRES RECEIVED
9	#STUD 0	22	23		NUMBER OF STUDENT QUESTIONNAIRES RECEIVED
10	# CVSLRS	24	25		NUMBR OF COUNSELORS IN THE SCHOOL
11	#CSSLAMP	26	26		NUMBER OF COUNSELORS SAMPLED
12	SCHL 07	27	27		WAS THE SCHOOL QUESTIONNAIRE RECEIVED?
13	C7LLPROX	28	29		SCHOOL PROXIMITY TO COLLEGE
14	# MINRTY	30	31		# MINORITY IN THE SCHOOL
15	DEGURRAN	32	33		DEGREE OF ORGANIZATION OF THE SCHOOL COMMUNITY
16	PUB-PRIV	34	35		PUBLIC, PRIVATE, OR CATHOLIC SCHOOL?
17	INCOME	36	37		AVERAGE ADJUSTED GROSS INCOME FOR THE SCHOOL COMMUNITY
18	SCH01	38	39		HIGH SCHOOL GRADE STRUCTURE
19	SCH002A	40	43		1967-68 NUMBER ENROLLED IN GRADE 9
20	SCH002B	44	47		1967-68 NUMBER ENROLLED IN GRADE 10
21	SCH002C	48	51		1967-68 NUMBER ENROLLED IN GRADE 11
22	SCH002D	52	55		1967-68 NUMBER ENROLLED IN GRADE 12
23	SCH002E	56	59		1967-68 SUM OF NUMBER ENROLLED
24	SCH002F	60	63		1969-70 NUMBER ENROLLED IN GRADE 9
25	SCH002G	64	67		1969-70 NUMBER ENROLLED IN GRADE 10
26	SCH002H	68	71		1969-70 NUMBER ENROLLED IN GRADE 11
27	SCH002I	72	75		1969-70 NUMBER ENROLLED IN GRADE 12
28	SCH002J	76	79		1969-70 SUM OF NUMBER ENROLLED
29	SCH002K	80	83		1971-72 NUMBER ENROLLED IN GRADE 9
30	SCH002L	84	87		1971-72 NUMBER ENROLLED IN GRADE 10
31	SCH002M	88	91		1971-72 NUMBER ENROLLED IN GRADE 11
32	SCH002N	92	95		1971-72 NUMBER ENROLLED IN GRADE 12
33	SCH002O	96	99		1971-72 SUM OF NUMBER ENROLLED
34	SCH003A	100	102		1967-68 # ENROLLED IN GENERAL CURRICULUM
35	SCH003H	103	105		1967-68 # ENROLLED IN COLLEGE PREPARATORY
36	SCH003C	106	108		1967-68 # ENROLLED IN AGRICULTURE
37	SCH003D	109	111		1967-68 # ENROLLED IN BUSINESS
38	SCH003E	112	114		1967-68 # ENROLLED IN DISTRIBUTIVE EDUCATION
39	SCH003F	115	117		1967-68 # ENROLLED IN HEALTH OCCUPATIONS
40	SCH003G	118	120		1967-68 # ENROLLED IN HOME ECONOMICS
41	SCH003I	121	123		1967-68 # ENROLLED IN TRADE OR INDUSTRIAL OCCUPATIONS
42	SCH003I	124	126		1967-68 # ENROLLED IN OTHER CURRICULA
43	SCH003J	127	129		1969-70 # ENROLLED IN GENERAL CURRICULUM
44	SCH003K	130	132		1969-70 # ENROLLED IN COLLEGE PREPARATORY
45	SCH003L	133	135		1969-70 # ENROLLED IN AGRICULTURE
46	SCH003M	136	138		1969-70 # ENROLLED IN BUSINESSES
47	SCH003N	139	141		1969-70 # ENROLLED IN DISTRIBUTIVE EDUCATION
48	SCH003O	142	144		1969-70 # ENROLLED IN HEALTH OCCUPATIONS
49	SCH003P	145	147		1969-70 # ENROLLED IN HOME ECONOMICS
50	SCH003Q	148	150		1969-70 # ENROLLED IN TRADE OR INDUSTRIAL OCCUPATIONS
51	SCH003R	151	153		1969-70 # ENROLLED IN OTHER CURRICULA
52	SCH003S	154	156		1971-72 # ENROLLED IN GENERAL CURRICULUM
53	SCH003T	157	159		1971-72 # ENROLLED IN COLLEGE PREPARATORY

VAR#	LEVEL	BC	EC	#DEC.	QUESTION LABEL
54	SCHG03U	160	162		1971-72 X ENROLLED IN AGRICULTURE
55	SCH003V	163	165		1971-72 X ENROLLED IN BUSINESS
56	SCH003W	166	169		1971-72 X ENROLLED IN DISIRIHUTIVE EDUCATION
57	SCH003X	169	171		1971-72 X ENROLLED IN HEALTH OCCUPATIONS
58	SCH003Y	172	174		1971-72 X ENROLLED IN HOME ECONOMICS
59	SCH003Z	175	177		1971-72 X ENROLLED IN TRADE OR INDUSTRIAL OCCUPATIONS
60	SCH003AA	178	180		1971-72 X ENROLLED IN OTHER CURRICULA
61	SCH003B	181	182		X CHANGING CURRICULA SINCE SEPT 1/71
62	SCH005	183	184		NUMBER OF WEEKS IN THE SCHOOL YEAR
63	SCH006	185	187		NUMBER OF MINUTES IN STANDARD CLASS PERIODS
64	SCH007A	188	189		SCHOOL CLASSIFY HANDICAPPED? NO
65	SCH007B	190	191		SCHOOL CLASSIFY HANDICAPPED? DO NOT KNOW
66	SCH007C	192	193		SCHOOL CLASSIFY HANDICAPPED? STD. IESIS
67	SCH007D	194	195		SCHOOL CLASSIFY HANDICAPPED? YES-FED. GDLNS
68	SCH007E	196	197		SCHOOL CLASSIFY HANDICAPPED? YES-ST. GDLNS
69	SCH007F	198	199		SCHOOL CLASSIFY HANDICAPPED? CNSLR/ICHR JDG
70	SCH008	200	203		NUMBER OF STUDENTS CLASSIFIED AS HANDICAPPED
71	SCH008A	204	205		ACCOMMODATION OF HANDICAPPED: MULTPL HANDICAPPED
72	SCH009H	206	207		ACCOM. OF HANDICAPPED: INABLE MENTALLY RETARDED
73	SCH009C	208	209		ACCOM. OF HANDICAPPED: EDUCABLE MENTALLY RETARDED
74	SCH009D	210	211		ACCOMMODATION OF HANDICAPPED: HARD OF HEARING
75	SCH009E	212	213		ACCOMMODATION OF HANDICAPPED: DEAF
76	SCH009F	214	215		ACCOMMODATION OF HANDICAPPED: DEAF-BLIND
77	SCH009G	216	217		ACCOMMODATION OF HANDICAPPED: SPEECH IMPAIRED
78	SCH009H	218	219		ACCOMMODATION OF HANDICAPPED: VISION IMPAIRED
79	SCH009I	220	221		ACCOMMODATION OF HANDICAPPED: EMOTIONALLY DISTHRD
80	SCH009J	222	223		ACCOMMODATION OF HANDICAPPED: CRIPPLED
81	SCH009K	224	225		ACCOMMODATION OF HANDICAPPED: OTH HEALTH IMPAIRED
82	SCH010A	226	227		SCHOOL CLASSIFY DISADVANTAGED? NO
83	SCH010B	228	229		SCHOOL CLASSIFY DISADVANTAGED? DINT KNW
84	SCH010C	230	231		SCHOOL CLASSIFY DISADVANTAGED? YES-PFD GDLNS
85	SCH010D	232	233		SCHOOL CLASSIFY DISADVANTAGED? YES-ST GDLNS
86	SCH010E	234	235		SCHOOL CLASSIFY DISADVANTAGED? YES-OTHER PMS
87	SCH011	236	239		NUMBER OF STUDENTS CLASSIFIED AS DISADVANTAGED
88	SCH012A	240	243		# HANDICAPPED USING: READERS OR INTERPRETERS
89	SCH012B	244	247		# HANDICAPPED USING: EXTRA EDUCATIONAL INSTRUCORS, AIDES
90	SCH012C	248	251		# HANDICAPPED USING: BASIC EDUCATION TEACHERS
91	SCH012D	252	255		# HANDICAPPED USING: SPECIAL INSTRUCTIONAL AIDS
92	SCH012E	256	259		# HANDICAPPED USING: TESTING AND DIAGNOSIS
93	SCH012F	260	263		# HANDICAPPED USING: SCHEDULE MODIFICATION
94	SCH012G	264	267		# HANDICAPPED USING: FACILITIES
95	SCH012H	268	271		# HANDICAPPED USING: EQUIPMENT MODIFICATION
96	SCH012I	272	275		# HANDICAPPED USING: OUT-OF-SCHOOL PROFESSIONAL HELP
97	SCH012J	276	279		# HANDICAPPED USING: GUIDANCE AND COUNSELLING
98	SCH012K	280	283		# HANDICAPPED USING: JOB PLACEMENT AND FOLLOW-UP
99	SCH012L	284	287		# DISADVANTAGED USING: READERS OR INTERPRETERS
100	SCH012M	288	291		# DISADVANTAGED USING: EXTRA VOCATIONAL AIDS
101	SCH012N	292	295		# DISADVANTAGED USING: BASIC EDUCATION TEACHERS
102	SCH012O	296	299		# DISADVANTAGED USING: SPECIAL INSTRUCTIONAL AIDS
103	SCH012P	300	303		# DISADVANTAGED USING: TESTING AND DIAGNOSIS
104	SCH012Q	304	307		# DISADVANTAGED USING: SCHEDULE MODIFICATION
105	SCH012R	308	311		# DISADVANTAGED USING: FACILITIES
106	SCH012S	312	315		# DISADVANTAGED USING: EQUIPMENT MODIFICATION

VAR#	LABEL	BC	EC	#DEC.	QUESTION LABEL
107	SCHQ127	316	319		# DISADVANTAGED USING OUT-OF-SCHOOL PROFESSIONAL HELP
108	SCHQ12U	320	323		# DISADVANTAGED USING GUIDANCE AND COUNSELING
109	SCHQ12V	324	327		# DISADVANTAGED USING JOB PLACEMENT AND FOLLOW-UP
110	SCHQ12W	328	331		# HAND, R DISAD. USING READERS OR INTERPRETERS
111	SCHQ12X	332	335		# HAND, R DISAD. USING EXTRA VOCATIONAL AIDS
112	SCHQ12Y	336	339		# HAND, B DISAD. USING BASIC EDUCATION TEACHERS
113	SCHQ12Z	340	343		# HAND, R DISAD. USING SPECIAL INSTRUCTIONAL AIDS
114	SCHQ12AA	344	347		# HAND & DISAD USING TESTING AND DIAGNOSIS
115	SCHQ12B9	348	351		# HAND & DISAD USING SCHEDULE MODIFICATION
116	SCHQ12CC	352	355		# HAND & DISAD USING FACILITIES
117	SCHQ12DD	356	359		# HAND & DISAD USING EQUIPMENT MODIFICATION
118	SCHQ12EE	360	363		# HAND & DISAD USING OUT-OF-SCHOOL PROFESSIONAL HELP
119	SCHQ12FF	364	367		# HAND & DISAD USING GUIDANCE AND COUNSELING
120	SCHQ12GG	368	371		# HAND & DISAD USING JOB PLACEMENT AND FOLLOW-UP
121	SCHQ13	372	373		GROUPING, TRACKING BY ABILITY, ACHIEVEMENT?
122	SCHQ14	374	375		IS ABILITY GRPING USED AT ALL GRADE LVLS?
123	SCHQ15	376	377		APPROXIMATE AVERAGE DAILY PERCENTAGE ATTENDANCE
124	SCHQ16	378	379		# BOYS ENTERING TENTH GRADE BUT NOT GRADUATING
125	SCHQ17A	380	381		# GIRLS ENTERING TENTH GRADE BUT NOT GRADUATING
126	SCHQ17B	382	383		# OF CURRENT STUDENTS WHO ARE AMERICAN INDIANS
127	SCHQ18A	384	386		# OF CURRENT STUDENTS WHO ARE BLACK
128	SCHQ18B	387	389		# OF CURRENT STUDENTS WHO ARE MEXICAN-AMERICAN
129	SCHQ18C	390	392		# OF CURRENT STUDENTS WHO ARE PUERTO RICAN
130	SCHQ18D	393	395		# OF CURRENT STUDENTS WHO ARE OTHER LATIN AMERICAN
131	SCHQ18E	396	398		# OF CURRENT STUDENTS WHO ARE ORIENTAL OR ASIAN-AMERICAN
132	SCHQ18F	399	401		# OF CURRENT STUDENTS WHO ARE WHITE
133	SCHQ18G	402	404		# OF CURRENT STUDENTS WHO ARE FROM OTHER ETHNIC GROUPS
134	SCHQ18H	405	407		# OF CURRENT FACULTY WHO ARE AMERICAN INDIAN
135	SCHQ18I	408	410		# OF CURRENT FACULTY WHO ARE BLACK
136	SCHQ18J	411	413		# OF CURRENT FACULTY WHO ARE MEXICAN-AMERICAN
137	SCHQ18K	414	416		# OF CURRENT FACULTY WHO ARE PUERTO RICAN
138	SCHQ18L	417	419		# OF CURRENT FACULTY WHO ARE OTHER LATIN AMERICAN
139	SCHQ18M	420	422		# OF CURRENT FACULTY WHO ARE ORIENTAL OR ASIAN-AMERICAN
140	SCHQ18N	423	425		# OF CURRENT FACULTY WHO ARE WHITE
141	SCHQ18O	426	428		# OF CURRENT FACULTY WHO ARE FROM OTHER ETHNIC GROUPS
142	SCHQ18P	429	431		YEAR AMERICAN INDIANS FIRST ENTERED THE SCHOOL
143	SCHQ19A	432	433		YEAR BLACKS FIRST ENTERED THE SCHOOL
144	SCHQ19B	434	435		YEAR MEXICAN-AMERICANS FIRST ENTERED THE SCHOOL
145	SCHQ19C	436	437		YEAR PUERTO RICANS FIRST ENTERED THE SCHOOL
146	SCHQ19D	438	439		YEAR OTHER LATIN AMERICANS FIRST ENTERED THE SCHOOL
147	SCHQ19E	440	441		YEAR ORIENTALS, ASIAN-AM'S FIRST ENTERED THE SCHOOL
148	SCHQ19F	442	443		YEAR WHITES FIRST ENTERED THE SCHOOL
149	SCHQ19G	444	445		YEAR OTHER ETHNIC GROUPS FIRST ENTERED THE SCHOOL
150	SCHQ19H	446	447		# STUDENTS CHILDREN OF PROFESSIONAL, MANAGERIAL WORKERS
151	SCHQ20A	448	450		# STUDENTS CHILDREN OF SALES, CLERICAL, SKILLED WORKERS
152	SCHQ20B	451	453		# STUDENTS WHO ARE CHILDREN OF FARM WORKERS
153	SCHQ20C	454	456		# STUDENTS WHO ARE CHILDREN OF OTHER WORKERS
154	SCHQ20D	457	459		NUMBER OF STUDENTS IN THE 1970-71 GRADUATING CLASS
155	SCHQ20E	460	462		# OF 1971 GRADUATES NUM IN 2- OR 4- YEAR COLLEGE
156	SCHQ21	463	466		# OF 1971 GRADUATES IN OTHER POST-HS EDUCATION
157	SCHQ22	467	468		NUMBER OF COLLEGS SENDING REPRESENTATIVES
158	SCHQ23	469	470		
159	SCHQ24	471	472		

QUESTIONS LAHF1

#DEC.

BC EC

VAR# LABEL

VAR#	LABEL	BC	EC	#DEC.	QUESTIONS LAHF1
160	SCH025A	473	474		OFFER COLLEGE BOARD ADVANCED PLACEMENT COURSES
161	SCH025B	475	476		SCHOOL OFFERS OWN ADVANCED COURSES
162	SCH025C	477	478		NO SPECIAL COURSES; INDIVIDUALS TAKE AP EXAMS
163	SCH025D	479	480		STUDENTS MAY TAKE COLLEGE COURSES WHILE IN HS
164	SCH026A	481	482		H.S. PARTICIPATES IN NEIGHBORHOOD YOUTH CORPS
165	SCH026B	483	484		HS IN ELEM & SEC ED ACT LOW-INCOME FAMILY PROG
166	SCH026C	485	486		HS IN ELEM & SEC ED ACT SUPPLEMENTARY CENIFRS
167	SCH026D	487	488		HS IN ELEM & SEC ED ACT ED. OF HANDICAPPED PROG
168	SCH026E	489	490		HS IN ELEM & SEC ED ACT ED. OF BILINGUAL PROG
169	SCH026F	491	492		HS IN ELEM & SEC ED ACT UNDER GENRL PROVISIONS
170	SCH026G	493	494		HS PART. IN VOC ED ACT PRGMI STATE VOCATIONL ED
171	SCH026H	495	496		HS PART. IN VOC ED ACT PRGMI EXEMPLARY PROGRAMS
172	SCH026I	497	498		HS PART. IN VOC ED ACT PRGMI CONSUMER/HOMEMAKING
173	SCH026J	499	500		HS PART. IN VOC ED ACT PRGMI COOPERATIVE VOC ED
174	SCH026K	501	502		HS PART. IN VOC ED ACT PRGMI WORK-STUDY PROGRAM
175	SCH026L	503	504		NUMBER OF FULL TIME CLASSROOM TEACHERS
176	SCH027	505	508		% OF FULL TIME TEACHERS LEAVING SINCE 1970-71
177	SCH028	509	510		% OF FULL TIME TEACHERS WHO ARE MEN
178	SCH029	511	512		% OF FULL TIME TEACHERS WITH MASTERS OR DOCTORATES
179	SCH030	513	514		NUMBER OF FULL TIME COUNSELLORS
180	SCH031	515	516		INTEREST INVENTORIES TO SR CLASS IN LAST 3 YRS?
181	SCH032	517	518		MENTAL HEALTH HELPI FULL-TIME PSYCHOLOGIST
182	SCH033A	519	520		MENTAL HEALTH HELPI PART-TIME PSYCHOLOGIST
183	SCH033B	521	522		MENTAL HEALTH HELPI COUNSELOR W/ PSYCH TRAINING
184	SCH033C	523	524		MENTAL HEALTH HELPI REFERRAL TO CLINIC
185	SCH033D	525	526		MENTAL HEALTH HELPI OTHER PROVISIONS
186	SCH033E	527	528		NUMBER OF CATALOGUED VOLUMES IN THE SCHOOL LIBRARY
187	SCH034	529	530		STUDENT ACCESS TO LIBRARY; REGULAR SCHOOL HOURS
188	SCH035A	531	532		STUDENT ACCESS TO LIBRARY; LUNCH PERIODS
189	SCH035B	533	534		STUDENT ACCESS TO LIBRARY; BEFORE SCHOOL--MORN
190	SCH035C	535	536		STUDENT ACCESS TO LIBRARY; AFTER SCHOOL--AFTERNOON
191	SCH035D	537	538		STUDENT ACCESS TO LIBRARY; AFTER SCHOOL--NIGHT
192	SCH035E	539	540		STUDENT ACCESS TO LIBRARY; WEEKENDS
193	SCH035F	541	542		# CLASS HOURS AVERAGE STUDENT HAS FOR LIBRARY USE.
194	SCH036	543	544		IS A COURSE OFFERED IN GENRL SCIENCE?
195	SCH037A	545	546		IS A COURSE OFFERED IN BIOLOGY?
196	SCH037B	547	548		IS A COURSE OFFERED IN CHEMISTRY?
197	SCH037C	549	550		IS A COURSE OFFERED IN PHYSICS?
198	SCH037D	551	552		IS A COURSE OFFERED IN FOREIGN LANG
199	SCH037E	553	554		IS A COURSE OFFERED IN AGRICULTURE?
200	SCH037F	555	556		IS A COURSE OFFERED IN BUS/COMMERCIAL?
201	SCH037G	557	558		IS A COURSE OFFERED IN DISTRIB. FD?
202	SCH037H	559	560		IS A COURSE OFFERED IN HEALTH OCCUP?
203	SCH037I	561	562		IS A COURSE OFFERED IN HOME EC?
204	SCH037J	563	564		IS A COURSE OFFERED IN TRADE/IND, OCL?
205	SCH037K	565	566		LAB OR SHOP FACILITIES FOR GEN SCIENCE?
206	SCH037L	567	568		LAB OR SHOP FACILITIES FOR BIOLOGY?
207	SCH037M	569	570		LAB OR SHOP FACILITIES FOR CHEMISTRY?
208	SCH037N	571	572		LAB OR SHOP FACILITIES FOR PHYSICS?
209	SCH037O	573	574		LAB OR SHOP FACILITIES FOR FOREIGN LANG?
210	SCH037P	575	576		LAB OR SHOP FACILITIES FOR AGRICULTURE?
211	SCH037Q	577	578		LAB OR SHOP FACILITIES FOR HEALTH OCCUP?
212	SCH037R	579	580		LAB OR SHOP FACILITIES FOR HOME/COMMERCIAL?

VAR#	LABEL	BC	EC	#DEC.	QUESTION LABEL
213	SCH0375	581	582		LAB OR SHOP FACILITIES FOR DISTRICT, ED7
214	SCH0377	583	584		LAB OR SHOP FACILITIES FOR HEALTH OCCUPY
215	SCH0370	585	586		LAB OR SHOP FACILITIES FOR HOME FC7
216	SCH0376	587	588		LAB OR SHOP FACILITIES FOR TRADE/IND OCC7
217	SCH037A	589	590		ADEQUACY IN # OF LAB UNITS FOR GENERAL SCIENCE
218	SCH038B	591	592		ADEQUACY IN # OF LAB UNITS FOR BIOLOGY
219	SCH038C	593	594		ADEQUACY IN # OF LAB UNITS FOR CHEMISTRY
220	SCH038D	595	596		ADEQUACY IN # OF LAB UNITS FOR PHYSICS
221	SCH038E	597	598		ADEQUACY IN # OF LAB UNITS FOR FOREIGN LANGUAGES
222	SCH038F	599	600		ADEQUACY IN # OF LAB UNITS FOR AGRICULTURE
223	SCH038G	601	602		ADEQUACY IN # OF LAB UNITS FOR BUSINESS/COMMERCIAL
224	SCH038H	603	604		ADEQUACY IN # OF LAB UNITS FOR DISTRIBUTIVE EDUC.
225	SCH038I	605	606		ADEQUACY IN # OF LAB UNITS FOR HEALTH OCCUPATIONS
226	SCH038J	607	608		ADEQUACY IN # OF LAB UNITS FOR HOME ECONOMICS
227	SCH038K	609	610		ADEQUACY IN # OF LAB UNITS FOR TRADE/INDUSTRIAL OCC
228	SCH038L	611	612		ADEQ. IN QUALITY OF LAB UNITS GENERAL SCIENCE
229	SCH038M	613	614		ADEQ. IN QUALITY OF LAB UNITS BIOLOGY
230	SCH038N	615	616		ADEQ. IN QUALITY OF LAB UNITS CHEMISTRY
231	SCH038O	617	618		ADEQ. IN QUALITY OF LAB UNITS PHYSICS
232	SCH038P	619	620		ADEQ. IN QUALITY OF LAB UNITS FOREIGN LANGUAGES
233	SCH038Q	621	622		ADEQ. IN QUALITY OF LAB UNITS AGRICULTURE
234	SCH038R	623	624		ADEQ. IN QUALITY OF LAB UNITS BUS/COMMERCIAL
235	SCH038S	625	626		ADEQ. IN QUALITY OF LAB UNITS DISTRIBUTIVE EDUC.
236	SCH038T	627	628		ADEQ. IN QUALITY OF LAB UNITS HEALTH OCCUPATIONS
237	SCH038U	629	630		ADEQ. IN QUALITY OF LAB UNITS HOME ECONOMICS
238	SCH038V	631	632		ADEQ. IN QUALITY OF LAB UNITS TRADE/IND OCC
239	SCH039	633	634		AGE OF MAIN BUILDING IN SCHOOL PLANT
240	SCH040	635	636		LOCATION OF SCHOOL
241	SCH041A	637	639		NUMBER OF MILES TO THE NEAREST JUNIOR COLLEGE
242	SCH041B	640	642		MILES TO NEAREST VOCATIONAL/TECHNICAL/TRADE/BUSINESS SCH
243	SCH041C	643	645		# OF HELPS TO NEAREST 4-YEAR COLLEGE OR UNIVERSITY
244	C41001A	646	648		X COUNSELOR'S TIME SPENT CONFERENCES WITH INDIVIDUALS
245	C41001B	649	651		X COUNSELOR'S TIME SPENT CONFERENCES WITH GROUPS
246	C41001C	652	654		X COUNSELOR'S TIME SPENT CONFERENCES WITH PARENTS
247	C41001D	655	657		X CNSLR'S TIME CONFER W/ TEACHERS, OTHER SCHL PERSONNEL
248	C41001E	658	660		X CNSLR'S TIME SPENT ON RECORD KEEPING AND CLERICAL WORK
249	C41001F	661	663		X COUNSELOR'S TIME SPENT ON COMMUNITY/AGENCY CONTACTS
250	C41001G	664	666		X COUNSELOR'S TIME SPENT IN PROFESSIONAL MEETINGS
251	C41001H	667	669		X COUNSELOR'S WORKING TIME SPENT ON OTHER THINGS
252	C41002A	670	672		X CNSLR'S TIME W/ STUD SPENT CAREER/VOCATIONAL/JOB HELP
253	C41002B	673	675		X CNSLR'S TIME W/ STUD SPENT COLLEGE ENTRANCE
254	C41002C	676	678		X CNSLR'S TIME W/ STUD SPENT POST-MS ED. NOT 8-YR COLL
255	C41002D	679	681		X CNSLR'S TIME W/ STUD SPENT ATTENDANCE AND DISCIPLINE
256	C41002E	682	684		X CNSLR'S TIME W/ STUD SPENT PERSONAL OR FAMILY PROBLEM
257	C41002F	685	687		X CNSLR'S TIME W/ STUD SPENT H.S. ACADEMIC CHOICES
258	C41002G	688	690		X CNSLR'S TIME W/ STUD SPENT H.S. ACADEMIC PROBLEMS
259	C41002H	691	693		X CNSLR'S TIME W/ STUD SPENT OTHER
260	C41003	694	695		NUMBER OF HOURS PER WEEK SPENT COUNSELING STUDENTS
261	C41004	696	697		NUMBER OF STUDENTS ASSIGNED FOR COUNSELING
262	C41005A	698	699		NUMBER OF STUDENTS PER WEEK COUNSELLED INDIVIDUALLY
263	C41005B	700	701		NUMBER OF STUDENTS PER WEEK COUNSELLED IN GROUPS
264	C41006A	702	703		CNSLR USED FOR JOB PLACEMENT LOCAL EMPLOYERS
265	C41006B	704	705		CNSLR USED FOR JOB PLACEMENT NEARBY COMM EMPLOYERS

CODEBOOK FOR NLS SCHOOL TAPE

VARM	LABEL	BC	EC	QDEC.	QUESTION LABEL
266	CN1006C	706	707		CNLSR USED FOR JOB PLACEMENTS STATE EMPLOYMENT AGENCY
267	CN1006D	708	709		CNLSR USED FOR JOB PLACEMENTS PRIVATE EMPHNT AGENCY
268	CN1006E	710	711		CNLSR USED FOR JOB PLACEMENTS REVIEW WANT ADS
269	CN1006F	712	713		CNLSR USED FOR JOB PLACEMENTS TEACH JOB-FINDING
270	CN1006G	714	715		CNLSR USED FOR JOB PLACEMENTS ARRANGE INTERVIEWS
271	CN1006H	716	717		CNLSR USED FOR JOB PLACEMENTS HELP FIND SUMMER JOBS
272	CN1006I	718	719		CNLSR USED FOR JOB PLACEMENTS HELP GET SCH-YR JOBS
273	CN1006J	720	721		CNLSR USED FOR JOB PLACEMENTS EX-STUDENT'S PROGRESS
274	CN1006K	722	723		CNLSR USED FOR JOB PLACEMENTS SPEAK TO CIVIC GROUPS
275	CN1006L	724	725		CNLSR USED FOR JOB PLACEMENTS CANVASS LABOR UNIONS
276	CN1006M	726	727		CNLSR USED FOR JOB PLACEMENTS ARRANGE APPRENTICESHP
277	CN1006N	728	729		CNLSR USED FOR JOB PLACEMENTS HELP EX-STUD GET JOB
278	CN1007A	730	731		CNLSR REC FOR FIN AID COLLEGE OR UNIVERSITY
279	CN1007B	732	733		CNLSR REC FOR FIN AID STATE OR LOCAL PROGRAM
280	CN1007C	734	735		CNLSR REC FOR FIN AID SCHP-PRVT ORGANIZATION
281	CN1007D	736	737		CNLSR REC FOR FIN AID G.I. BILL/V.A. BENEFITS
282	CN1007E	738	739		CNLSR REC FOR FIN AID R.O.T.C. SCHOLARSHIP
283	CN1007F	740	741		CNLSR REC FOR FIN AID COLLEGE WORK-STUDY PROGRAM
284	CN1007G	742	743		CNLSR REC FOR FIN AID SOCIAL SECURITY BENEFITS
285	CN1007H	744	745		CNLSR REC FOR FIN AID NATIONAL DEFENSE STUD LN
286	CN1007I	746	747		CNLSR REC FOR FIN AID FEDERALLY GUARANTEED LN
287	CN1007J	748	749		CNLSR REC FOR FIN AID EDUCATIONL OPPOR GRANT
288	CN1007K	750	751		CNLSR REC FOR FIN AID HEALTH PROFESSIONS LOAN
289	CN1007L	752	753		CNLSR REC FOR FIN AID HEALTH PROFESSN SCHLSHIP
290	CN1007M	754	755		CNLSR REC FOR FIN AID NURSING STUDENT LOAN
291	CN1007N	756	757		CNLSR REC FOR FIN AID NURSING SCHOLARSHIP
292	CN1007O	758	759		CNLSR REC FOR FIN AID GENERAL SCHOLARSHIP PROGRAM
293	CN1007P	760	761		CNLSR REC FOR FIN AID LAW ENFORCEMENT EDUCATION
294	CN1007R	762	763		CNLSR REC FOR FIN AID V.A. WAR ORPHANS ED HLP
295	CN1007S	764	765		CNLSR REC FOR FIN AID REGULAR BANK LOAN
296	CN1007T	766	767		SOMEONE USED FIN AID COLLEGE OR UNIVERSITY
297	CN1007U	768	769		SOMEONE USED FIN AID STATE OR LOCAL PROGRAM
298	CN1007V	770	771		SOMEONE USED FIN AID SCHP-PRIVATE ORGANIZATION
299	CN1007W	772	773		SOMEONE USED FIN AID G.I. BILL OR V.A. BENEFITS
300	CN1007X	774	775		SOMEONE USED FIN AID R.O.T.C. SCHOLARSHIP
301	CN1007Y	776	777		SOMEONE USED FIN AID COLLEGE WORK-STUDY PROGRAM
302	CN1007Z	778	779		SOMEONE USED FIN AID SOCIAL SECURITY BENEFITS
303	CN1007A	780	781		SOMEONE USED FIN AID NATIONAL DEFENSE STUD. LOAN
304	CN1007B	782	783		SOMEONE USED FIN AID FEDERALLY GUARANTEED LOAN
305	CN1007C	784	785		SOMEONE USED FIN AID EDUCATIONL OPPOR GRANT
306	CN1007D	786	787		SOMEONE USED FIN AID HEALTH PROFESSIONS LOAN
307	CN1007E	788	789		SOMEONE USED FIN AID HEALTH PROFESSNS SCHLSHIP
308	CN1007F	790	791		SOMEONE USED FIN AID NURSING STUDENT LOAN
309	CN1007G	792	793		SOMEONE USED FIN AID NURSING SCHOLARSHIP
310	CN1007H	794	795		SOMEONE USED FIN AID GENERAL SCHOLARSHIP PROGRAM
311	CN1007I	796	797		SOMEONE USED FIN AID LAW ENFORCEMENT EDUCATION
312	CN1007J	798	799		SOMEONE USED FIN AID V.A. WAR ORPHANS EDUC HLP
313	CN1007K	800	801		SOMEONE USED FIN AID REGULAR BANK LIAN
314	CN1008A	802	803		COUNSELING EXPERIENCE IN SCHOOLS W/ 00-20% MINORITY
315	CN1008B	804	805		COUNSELING EXPERIENCE IN SCHOOLS W/ 21-40% MINORITY
316	CN1008C	806	807		COUNSELING EXPERIENCE IN SCHOOLS W/ 41-60% MINORITY
317	CN1008D	808	809		COUNSELING EXPERIENCE IN SCHOOLS W/ 61-80% MINORITY
318	CN1008E	810	811		COUNSELING EXPERIENCE IN SCHOOLS W/ 81-100% MINORITY

VAR#	LABEL	BC	EC	#DEC.	QUESTION LABEL
319	C41009F	012	013		COUNSELING EXPERIENCE WHERE MANY SPEAK NON-ENGLISH
320	C41009A	014	015		# COLLEGE SEM RELATED TO EDUCATIONAL COUNSELING
321	C41009B	016	017		# COLLEGE SEM RELATED TO MINORITY GROUP COUNSELING
322	C41009C	018	019		# COLLEGE SEM RELATED TO PERSONAL COUNSELING
323	C41009D	020	021		# COLLEGE SEM RELATED TO VOCATIONAL COUNSELING
324	C41009E	022	023		# COLLEGE SEM RELATED TO OTHER COUNSELING
325	C41010A	024	025		# HOURS SUPERVISED PRACTICE IN EDUCATIONAL COUNSLNG
326	C41010B	026	027		# HOURS SUPERVISED PRACTICE IN MINORITY COUNSELING
327	C41010C	028	029		# HOURS SUPERVISED PRACTICE IN PERSONAL COUNSELING
328	C41010D	030	031		# HOURS SUPERVISED PRACTICE IN VOCATIONAL COUNSELING
329	C41010E	032	033		# HOURS SUPERVISED PRACTICE IN OTHER COUNSELING
330	C41011	034	035		NUMBER OF YEARS COUNSELOR HAS BEEN AT THE SCHOOL
331	C41012A	036	037		NUMBER OF YEARS OF FULL-TIME COUNSELING EXPERIENCE
332	C41012B	038	039		NUMBER OF YEARS OF PART-TIME COUNSELING EXPERIENCE
333	C41013	040	041		COUNSELOR'S AGE AT LAST BIRTHDAY
334	C41014	042	043		COUNSELOR'S SEX
335	C41015	044	045		COUNSELOR'S ETHNIC BACKGROUND
336	C42001A	046	048		X COUNSELOR 2'S TIME SPENT CONFERENCES WITH INDIVIDUALS
337	C42001B	049	051		X COUNSELOR 2'S TIME SPENT CONFERENCES WITH GROUPS
338	C42001C	052	050		X COUNSELOR 2'S TIME SPENT CONFERENCES WITH PARENTS
339	C42001D	055	057		X CNSLR 2'S TIME CONFER W/ TEACHERS, OTH SCHL PERSONNEL
340	C42001E	058	060		X COUNSELOR 2'S TIME SPENT ON RECORD KEEPING AND CLERICAL
341	C42001F	061	063		X COUNSELOR 2'S TIME SPENT ON COMMUNITY/AGENCY CONTACTS
342	C42001G	064	066		X COUNSELOR 2'S TIME SPENT IN PROFESSIONAL MEETINGS
343	C42001H	067	069		X COUNSELOR 2'S WORKING TIME SPENT ON OTHER THINGS
344	C42002A	070	072		X CNSLR 2 TIME W/ STUD SPENT CAREER/VOCATIONAL/JOB HELP
345	C42002B	073	075		X CNSLR 2 TIME W/STUD SPENT COLLEGE ENTRANCE
346	C42002C	076	078		X CNSLR 2 TIME W/ STUD SPENT POST-HS ED, NOT 4-YR COLL
347	C42002D	079	081		X CNSLR 2 TIME W/ STUD SPENT ATTENDANCE AND DISCIPLINE
348	C42002E	082	084		X CNSLR 2 TIME W/ STUD SPENT PERSONAL OR FAMILY PROBLEM
349	C42002F	085	087		X CNSLR 2 TIME W/ STUD SPENT H.S. ACADEMIC CHOICES
350	C42002G	088	090		X CNSLR 2 TIME W/ STUD SPENT H.S. ACADEMIC PROBLEMS
351	C42002H	091	093		X CNSLR 2 TIME W/ STUD SPENT OTHER
352	C42003	094	095		C2-HOURS PER WEEK SPENT COUNSELING STUDENTS
353	C42004	096	097		C2-NUMBER OF STUDENTS ASSIGNED FOR COUNSELING
354	C42005A	098	099		C2-NUMBER OF STUD PER WEEK COUNSELED INDIVIDUALLY
355	C42005B	090	901		C2-NUMBER OF STUDENTS PER WEEK COUNSELED IN GROUPS
356	C42006A	902	903		C2-USED FOR JOB PLACEMENTS LOCAL EMPLOYERS
357	C42006B	904	905		C2-USED FOR JOB PLACEMENTS NEARBY COMM'S EMPLOYERS
358	C42006C	906	907		C2-USED FOR JOB PLACEMENTS STATE EMPLOYMENT AGENCY
359	C42006D	908	909		C2-USED FOR JOB PLACEMENTS PRIVATE EMPLOYMENT AGENCY
360	C42006E	910	911		C2-USED FOR JOB PLACEMENTS REVIEW WANT ADS
361	C42006F	912	913		C2-USED FOR JOB PLACEMENTS TEACH WAYS TO FIND JOBS
362	C42006G	914	915		C2-USED FOR JOB PLACEMENTS ARRANGE INTERVIEWS
363	C42006H	916	917		C2-USED FOR JOB PLACEMENTS HELP FIND SUMMER JOBS
364	C42006I	918	919		C2-USED FOR JOB PLACEMENTS HELP GET SCHOOL-YR JOBS
365	C42006J	920	921		C2-USED FOR JOB PLACEMENTS FORMER GRAD'S PROGRESS
366	C42006K	922	923		C2-USED FOR JOB PLACEMENTS SPEAK TO CIVIC GROUPS
367	C42006L	924	925		C2-USED FOR JOB PLACEMENTS CANVASS LABOR UNIONS
368	C42006M	926	927		C2-USED FOR JOB PLACEMENTS ARRANGE APPRENTICESHIPS
369	C42006N	928	929		C2-USED FOR JOB PLACEMENTS HELP FURTHER GRAD GET JOB
370	C42007A	930	931		C2-REC. FOR FIN AID COLLEGE OR UNIVERSITY
371	C42007B	932	933		C2-REC. FOR FIN AID STATE OR LOCAL PROGRAM

CODEBOOK FOR NLS SCHOOL TAPE

VARN	LABEL	HC	EC	#DEC.	QUESTION LABEL
372	C42007C	934	955		C2-REC. FOR FIN AIDI SC5HP-PRIVATE ORGANIZATION
373	C42007D	936	937		C2-REC. FOR FIN AIDI G.I. HILL (R V.A. BENEFITS
374	C42007E	938	939		C2-REC. FOR FIN AIDI H.O.I.C. SCHOLARSHIP
375	C42007F	940	941		C2-REC. FOR FIN AIDI COLLEGE WORK-STUDY PROGRAM
376	C42007G	942	943		C2-REC. FOR FIN AIDI SOCIAL SECURITY BENEFITS
377	C42007H	944	945		C2-REC. FOR FIN AIDI NATIONAL DEFENSE STUD LOAN
378	C42007I	946	947		C2-REC. FOR FIN AIDI FEDERALLY GUARANTEED LOAN
379	C42007J	948	949		C2-REC. FOR FIN AIDI EDUCAT'L OPPORTUNITY GRANT
380	C42007K	950	951		C2-REC. FOR FIN AIDI HEALTH PROFESSIONS LOAN
381	C42007L	952	953		C2-REC. FOR FIN AIDI HEALTH PROFESSIONS SCHLSHIP
382	C42007M	954	955		C2-REC. FOR FIN AIDI NURSING STUDENT LOAN
383	C42007N	956	957		C2-REC. FOR FIN AIDI NURSING SCHOLARSHIP
384	C42007O	958	959		C2-REC. FOR FIN AIDI GENERAL SCHLSHIP PROGRAM
385	C42007P	960	961		C2-REC. FOR FIN AIDI LAW ENFORCEMENT EDUCATION
386	C42007Q	962	963		C2-REC. FOR FIN AIDI V.A. WAR ORPHANS FD ASST
387	C42007R	964	965		C2-REC. FOR FIN AIDI REGULAR BANK LOAN
388	C42007S	966	967		C2-SOMEONE USED AIDI COLLEGE OR UNIVERSITY
389	C42007T	968	969		C2-SOMEONE USED AIDI STATE OR LOCAL PROGRAM
390	C42007U	970	971		C2-SOMEONE USED AIDI SC5HP-PRIVATE ORGANIZATION
391	C42007V	972	973		C2-SOMEONE USED AIDI G.I. HILL OR V.A. BENEFITS
392	C42007W	974	975		C2-SOMEONE USED AIDI COLLEGE WORK-STUDY PROGRAM
393	C42007X	976	977		C2-SOMEONE USED AIDI SOCIAL SECURITY BENEFITS
394	C42007Y	978	979		C2-SOMEONE USED AIDI NATIONAL DEFENSE STUD. LOAN
395	C42007Z	980	981		C2-SOMEONE USED AIDI FEDERALLY GUARANTEED LOAN
396	C42007AA	982	983		C2-SOMEONE USED AIDI EDUCATIONAL OPPOR GRANT
397	C42007BB	984	985		C2-SOMEONE USED AIDI HEALTH PROFESSIONS LOAN
398	C42007CC	986	987		C2-SOMEONE USED AIDI HEALTH PROFESSIONS SCHLSHIP
399	C42007DD	988	989		C2-SOMEONE USED AIDI NURSING STUDENT LOAN
400	C42007EE	990	991		C2-SOMEONE USED AIDI NURSING SCHOLARSHIP
401	C42007FF	992	993		C2-SOMEONE USED AIDI GENERAL SCHOLARSHIP PROGRM
402	C42007GG	994	995		C2-SOMEONE USED AIDI LAW ENFORCEMENT EDUCATION
403	C42007HH	996	997		C2-SOMEONE USED AIDI V.A. WAR ORPHANS EDUC. HLP
404	C42007II	998	999		C2-SOMEONE USED AIDI REGULAR BANK LOAN
405	C42007JJ	1000	1001		C2-CNSLNG EXPERIENCE IN SCLS W/ 00-20% MINORITY
406	C42007AA	1002	1003		C2-CNSLNG EXPERIENCE IN SCLS W/ 21-40% MINORITY
407	C42007BB	1004	1005		C2-CNSLNG EXPERIENCE IN SCLS W/ 41-60% MINORITY
408	C42007CC	1006	1007		C2-CNSLNG EXPERIENCE IN SCLS W/ 61-80% MINORITY
409	C42007DD	1008	1009		C2-CNSLNG EXPERIENCE IN SCLS W/ 81-100% MINORITY
410	C42007EE	1010	1011		C2-CNSLNG EXPERIENCE WITH MANY SPFAK MIN-ENGLISH
411	C42007FF	1012	1013		C2-# COLL SEM RELATED TO EDUCATIONAL COUNSELING
412	C42007GA	1014	1015		C2-# COLL SEM RELATED TO MINORITY GROUP COUNSELING
413	C42007HB	1016	1017		C2-# COLL SEM RELATED TO PERSONAL COUNSELING
414	C42007IC	1018	1019		C2-# COLL SEM RELATED TO VOCATIONAL COUNSELING
415	C42007JD	1020	1021		C2-# COLL SEM RELATED TO OTHER COUNSELING
416	C42007KE	1022	1023		C2-# HOURS SUPERVISED PRACTICE IN EDUCATIONAL CNSLNG
417	C42007LA	1024	1025		C2-# HOURS SUPERVISED PRACTICE IN MINORITY COUNSELING
418	C42007MB	1026	1027		C2-# HOURS SUPERVISED PRACTICE IN PERSONAL COUNSELING
419	C42007NC	1028	1029		C2-# HOURS SUPERVISED PRACTICE IN VOCATIONAL CNSLNG
420	C42007OD	1030	1031		C2-# HOURS SUPERVISED PRACTICE IN OTHER COUNSELING
421	C42007PE	1032	1033		C2-# HOURS SUPERVISED PRACTICE IN OTHER COUNSELING
422	C42007QF	1034	1035		C2-# HOURS SUPERVISED PRACTICE IN OTHER COUNSELING
423	C42007PA	1036	1037		C2-# OF YEARS OF FULL-TIME COUNSELING EXPERIENCE
424	C42007PB	1038	1039		C2-# OF YEARS OF PART-TIME COUNSELING EXPERIENCE

STATISTICS RESEARCH DIVISION RESEARCH TRIANGLE INSTITUTE
 CODEBOOK FOR NLS SCHOOL TAPE

VAR#	LABEL	BC	EC	ADEC.	QUESTION LABEL
425	C42013	1040	1041		C2-COUNSELOR'S AGE AT LAST BIRTHDAY
426	C42014	1042	1043		C2-COUNSELOR'S SEX
427	C42015	1044	1045		C2-COUNSELOR'S ETHNIC BACKGROUND
428	SCHQ42XX	1046	1047		FORM OF GRADES GIVEN
429	SCHQ42AA	1048	1049		LETTER GRADE A+
430	SCHQ42AH	1050	1052		NUMERICAL GRADE
431	SCHQ42AC	1053	1055		PERCENTAGE GRADE
432	SCHQ42AD	1056	1059		OTHER GRADE
433	SCHQ42BA	1060	1061		LETTER GRADE A
434	SCHQ42BB	1062	1064		NUMERICAL GRADE
435	SCHQ42BC	1065	1067		PERCENTAGE GRADE
436	SCHQ42BD	1068	1071		OTHER GRADE
437	SCHQ42CA	1072	1073		LETTER GRADE A-
438	SCHQ42CB	1074	1076		NUMERICAL GRADE
439	SCHQ42CC	1077	1079		PERCENTAGE GRADE
440	SCHQ42CO	1080	1083		OTHER GRADE
441	SCHQ42DA	1084	1085		LETTER GRADE H+
442	SCHQ42DB	1086	1088		NUMERICAL GRADE
443	SCHQ42DC	1089	1091		PERCENTAGE GRADE
444	SCHQ42DD	1092	1095		OTHER GRADE
445	SCHQ42EA	1096	1097		LETTER GRADE H
446	SCHQ42EB	1098	1100		NUMERICAL GRADE
447	SCHQ42EC	1101	1103		PERCENTAGE GRADE
448	SCHQ42ED	1104	1107		OTHER GRADE
449	SCHQ42FA	1108	1109		LETTER GRADE B-
450	SCHQ42FB	1110	1112		NUMERICAL GRADE
451	SCHQ42FC	1113	1115		PERCENTAGE GRADE
452	SCHQ42FD	1116	1119		OTHER GRADE
453	SCHQ42GA	1120	1121		LETTER GRADE C+
454	SCHQ42GB	1122	1124		NUMERICAL GRADE
455	SCHQ42GC	1125	1127		PERCENTAGE GRADE
456	SCHQ42GO	1128	1131		OTHER GRADE
457	SCHQ42HA	1132	1133		LETTER GRADE C
458	SCHQ42HB	1134	1136		NUMERICAL GRADE
459	SCHQ42HC	1137	1139		PERCENTAGE GRADE
460	SCHQ42HD	1140	1143		OTHER GRADE
461	SCHQ42JA	1144	1145		LETTER GRADE C-
462	SCHQ42JB	1146	1148		NUMERICAL GRADE
463	SCHQ42JC	1149	1151		PERCENTAGE GRADE
464	SCHQ42JD	1152	1155		OTHER GRADE
465	SCHQ42KA	1156	1157		LETTER GRADE D+
466	SCHQ42KB	1158	1160		NUMERICAL GRADE
467	SCHQ42KC	1161	1163		PERCENTAGE GRADE
468	SCHQ42KD	1164	1167		OTHER GRADE
469	SCHQ42LA	1168	1169		LETTER GRADE D
470	SCHQ42LB	1170	1172		NUMERICAL GRADE
471	SCHQ42LC	1173	1175		PERCENTAGE GRADE
472	SCHQ42LO	1176	1179		OTHER GRADE
473	SCHQ42MA	1180	1181		LETTER GRADE D-
474	SCHQ42MB	1182	1184		NUMERICAL GRADE
475	SCHQ42MC	1185	1187		PERCENTAGE GRADE
476	SCHQ42MD	1188	1191		OTHER GRADE
477	SCHQ42NA	1192	1194		LETTER GRADE F

STATISTICS RESEARCH DIVISION RESEARCH TRIANGLE INSTITUTE
 CODEBOOK FOR NLS SCHOOL TAPE

VAR#	LABEL	BC	LC	#DEC.	QUESTION LABEL
473	SCH042ND	1194	1196		NUMERICAL GRADE
479	SCH042NC	1197	1159		PERCENTAGE GRADE
480	SCH042ND	1200	1203		OTHER GRADE
480	C ADJ WT	1204	1211		GROSS ADJUSTED COUNSELOR WEIGHT
482	C UNADJ1	1212	1219		GROSS UNADJUSTED COUNSELOR WEIGHT
483	M-PHSAMP	1220	1227		WAS THIS SCHOOL SAMPLED BY MAIL OR BY PHONE, IN THE BSyr?
484	OE TURN?	1221	1221		WAS THIS SCHOOL AN O.E. TURNAROUND? - BASE YEAR
485	ALT USED	1222	1222		WERE ALTERNATES USED? - BASE YEAR
486	PRISCTR	1223	1223		WAS THIS SCHOOL PRIMARY, SECONDARY, OR TERTIARY IN THE BSyr SAMPLE?
487	27LATESC	1224	1224		WAS THIS SCHOOL ONE OF THE 27 SCHOOLS SAMPLED LATE, IN THE BSyr?
488	TEST WT	1225	1232		STUDENT TEST BATTERY WEIGHT - BASE YEAR
489	SRIE WT	1233	1240		STUDENT RECORD INFORMATION FORM WEIGHT - BASE YEAR
490	QUEST WT	1241	1248		STUDENT QUESTIONNAIRE WEIGHT - BASE YEAR
491	SENIWEST	1249	1252		NUMBER OF SENIORS IN THE SCHOOL FROM WEST
492	#NONPART	1253	1254		NUMBER OF NON-PARTICIPATING STUDENTS - BASE YEAR
493	SCUNADJ1	1255	1259		UNADJUSTED SCHOOL WEIGHT - BASE YEAR
494	# FFU	1260	1261		NUMBER OF FIRST FOLLOW UP QUESTIONNAIRES RECEIVED
495	# SFU	1262	1263		NUMBER OF SECOND FOLLOW UP QUESTIONNAIRES RECEIVED
496	MAJSTNO	1264	1266		MAJOR STRATUM NUMBER
497	MINSTNO	1267	1267		MINOR STRATUM NUMBER
498	FINSTNO	1268	1270		FINAL STRATUM NUMBER
499	HYPM-STR	1271	1271		# PARTICIPATING SCHOOLS IN THIS SCHOOL'S FINAL STRATUM, BSyr
500	FUM-STR	1272	1272		# PARTICIPATING SCHOOLS IN THIS SCHOOL'S FINAL STRATUM, FOLLOWUP
501	# TFU	1273	1275		NUMBER OF THIRD FOLLOW UP QUESTIONNAIRES RECEIVED
502	STCODE	1276	1277		STATE CODE FOR HIGH SCHOOL
503	F4FUNUM	1278	1279		NUMBER OF FOURTH FOLLOW UP QUESTIONNAIRES RECEIVED
504	SCHWT	1280	1284		SCHOOL FILE SAMPLE WEIGHT

Appendix C

NLS School Tape Item Frequencies

SCHOOL TAPE ITEM FREQUENCIES

VAR# 0001 SCHICONE CULS 0001-0000
SCHOOL ID CODE

CATEGORY LABEL	ABSOLUTE
1005-4023	1318
TOTAL	1318

VAR# 0002 ADSCWHT CULS 0005-0009
ADJUSTED SCHOOL WEIGHT, HSYR

CATEGORY LABEL	ABSOLUTE
0	17
GT 0	1301
TOTAL	1318

VAR# 0003 SAMPLED? CULS 0010-0010
WHAT IS SCHOOL'S SURVEY STATUS (HSYR,
RESURVEY, AUGMENTATION)

CATEGORY LABEL	ABSOLUTE
1. 1044	1044
2. 18	18
3. 256	256
TOTAL	1318

VAR# 0008 STATUS CULS 0011-0011
WHAT WAS THE SCHOOL'S STATUS IN HSYR
SURVEY

CATEGORY LABEL	ABSOLUTE
1. 960	960
2. 102	102
7. 158	158
9. 98	98
TOTAL	1318

VAR# 0005 #SENIORS CULS 0012-0015
NUMBER OF SENIORS IN THE SCHOOL

CATEGORY LABEL	ABSOLUTE
1-500	1012
501-1000	292
1001-1500	14
TOTAL	1318

VAR# 0006 #STOSAMP CULS 0016-0017
NUMBER OF STUDENTS IN THE SCHOOL WHO
WERE ACTUALLY SAMPLED

CATEGORY LABEL	ABSOLUTE
1.	1
4.	1
6.	1
7.	1
8.	5
10.	2
11.	3
12.	6
13.	4
14.	3
15.	6
16.	112
17.	208
18.	859
19.	8
20.	10
21.	31
22.	20
23.	37
TOTAL	1318

VAR# 0007 # TESTS CULS 0018-0019
NUMBER OF STUDENT RECORD INFORMATION
QUESTIONNAIRES RECEIVED

CATEGORY LABEL	ABSOLUTE
0.	17
2.	1
4.	2
5.	1
6.	1
7.	1
8.	10
9.	4
10.	5
11.	15
12.	18
13.	25
14.	33
15.	32
16.	150
17.	225
18.	674
19.	7
20.	11
21.	29
22.	21
23.	36
TOTAL	1318

VAR# 0008 # SRI CULS 0020-0021
NUMBER OF STUDENT RECORD INFORMATION
QUESTIONNAIRES RECEIVED

CATEGORY LABEL	ABSOLUTE
0.	17
2.	1
4.	2
5.	1
6.	1
7.	1
8.	10
9.	4
10.	5
11.	15
12.	18
13.	25
14.	33
15.	32
16.	150
17.	225
18.	674
19.	7
20.	11
21.	29
22.	21
23.	36
TOTAL	1318

VAR# 0007 # TESTS CULS 0018-0019
NUMBER OF STUDENT TEST BATTERIES
RECEIVED

CATEGORY LABEL	ABSOLUTE
0.	378
5.	1
7.	1
8.	1
9.	5
10.	5

STATISTICS RESEARCH DIVISION

RESEARCH TRIANGLE INSTITUTE

SCHOOL TAPE ITEM FREQUENCIES

VAR# 0009 #S1100 R CULS 0022-0023
NUMBER OF STUDENT QUESTIONNAIRES
RECEIVED

CATEGORY LABEL	ABSOLUTE CODE FREQ
0.	328
4.	1
5.	1
6.	1
7.	2
8.	2
9.	2
10.	7
11.	3
12.	9
13.	10
14.	10
15.	16
16.	245
17.	279
18.	402
TOTAL	1318

VAR# 0011 #CSLSAMP CULS 0026-0026
NUMBER OF COUNSELORS SAMPLED

CATEGORY LABEL	ABSOLUTE CODE FREQ
MORE	0.
ONE	1.
TWO	2.
TOTAL	1318

VAR# 0012 SCHL OF CULS 0027-0027
WAS THE SCHOOL QUESTIONNAIRE RECEIVED?

CATEGORY LABEL	ABSOLUTE CODE FREQ
YES	1.
NO	2.
TOTAL	1318

VAR# 0016 # CNSLRS CULS 0024-0025
NUMBER OF COUNSELORS IN THE SCHOOL

CATEGORY LABEL	ABSOLUTE CODE FREQ
0.	2
1.	250
2.	304
3.	154
4.	109
5.	74
6.	65
7.	41
8.	16
9.	17
10.	14
11.	4
12.	2
13.	1
14.	2
15.	2
17.	1
22.	1
35.	1
72.	1
98.	257
TOTAL	1318

VAR# 0015 DEGRHAM CULS 0032-0033
DEGREE OF URBANIZATION OF THE SCHOOL
COMMUNITY

CATEGORY LABEL	ABSOLUTE CODE FREQ
UNKNOWN	0.
10 LG91	1.
90 NEXT	2.
RST10LRG	3.
RST90NX1	4.
0. SHSA	5.
75% OR MORE	6.
50-74%	7.
25-49%	8.
LESS THAN 25%	9.
BLANK	98.
TOTAL	1318

VAR# 0016 PUB-PRIV CULS 0034-0035
PUBLIC, PRIVATE, OR CATHOLIC SCHOOL?

CATEGORY LABEL	ABSOLUTE CODE FREQ
PUBLIC	1.
PRIVATE	2.
CATHOLIC	3.
TOTAL	1318

VAR# 0013 COLLPX CULS 0028-0029
SCHOOL PROXIMITY TO COLLEGE

CATEGORY LABEL	ABSOLUTE CODE FREQ
CITY SCH	1.
PUB CULL	2.
OTHER	3.
BLANK	98.
TOTAL	1318

VAR# 0014 X MINRNTY CULS 0030-0031
X MINORITY IN THE SCHOOL

CATEGORY LABEL	ABSOLUTE CODE FREQ
LESS THAN 5%	1.
5-9%	2.
10-19%	3.
20-39%	4.
40-59%	5.
60-79%	6.
80% OR MORE	7.
BLANK	98.
TOTAL	1318

BLANK

STATISTICS RESEARCH DIVISION RESEARCH TRIANGLE INSTITUTE

SCHOOL TAPE ITEM FREQUENCIES

VAR# 0017 INCOME CULS 0036-0037
AVERAGE ADJUSTED GROSS INCOME FOR THE
SCHOOL COMMUNITY

CATEGORY LABEL	ABSOLUTE CODE FREQ
1-2,3-5	9
2-3,5-7	103
3-4,7-9	224
4-5,9-10	270
5-6,10-12	312
6-7,12-13	202
7-8,14-16	105
8-9,16-20	33
9-10,20 OR MORE	5
10 OR MORE, UNKNOWN	22
11.	29
98.	-----
TOTAL	1318

VAR# 0018 SCHOOL GRADE STRUCTURE
HIGH SCHOOL GRADE STRUCTURE

CATEGORY LABEL	ABSOLUTE CODE FREQ
GRADES 9-12	715
GRADES 10-12	423
GRADES 11-12	17
JTHER	91
BLANK	19
LEGITSKP	53
99.	-----
TOTAL	1318

VAR# 0019 SCHOOL CULS 0080-0083
1967-68 NUMBER ENROLLED IN GRADE 9

CATEGORY LABEL	ABSOLUTE CODE FREQ
0	83
1-200	323
201-400	242
401-600	109
601-800	58
801-1000	23
1001-1500	10
1501-2500	1
BLANK	414
LEGITSKP	53
9998.	-----
9999.	-----

(CONT.) 0019 SCHOOL CULS 0040-0043
TOTAL 1318

VAR# 0020 SCHOOL CULS 0044-0047
1967-68 NUMBER ENROLLED IN GRADE 10

CATEGORY LABEL	ABSOLUTE CODE FREQ
0	22
1-200	358
201-400	302
401-600	209
601-800	177
801-1000	61
1001-1500	41
1501-2500	10
BLANK	85
LEGITSKP	53
9998.	-----
9999.	-----
TOTAL	1318

VAR# 0021 SCHOOL CULS 0048-0051
1967-68 NUMBER ENROLLED IN GRADE 11

CATEGORY LABEL	ABSOLUTE CODE FREQ
0	22
1-200	402
201-400	319
401-600	222
601-800	145
801-1000	49
1001-1500	22
1501-2500	3
BLANK	81
LEGITSKP	53
9998.	-----
9999.	-----
TOTAL	1318

VAR# 0022 SCHOOL CULS 0052-0055
1967-68 NUMBER ENROLLED IN GRADE 12

CATEGORY LABEL	ABSOLUTE CODE FREQ
0	22
1-200	451
201-400	327
401-600	236
601-800	109
801-1000	49
1001-1500	22
1501-2500	3
BLANK	81
LEGITSKP	53
9998.	-----
9999.	-----
TOTAL	1318

(CONT.) 0022 SCHOOL CULS 0052-0055
TOTAL 1318

VAR# 0023 SCHOOL CULS 0056-0059
1967-68 SUM OF NUMBER ENROLLED

CATEGORY LABEL	ABSOLUTE CODE FREQ
0	22
1-500	263
501-1000	258
1001-1500	240
1501-2000	196
2001-3000	172
3001-4000	37
4001-5000	11
5001-6500	4
BLANK	62
LEGITSKP	53
9998.	-----
9999.	-----
TOTAL	1318

VAR# 0024 SCHOOL CULS 0060-0063
1969-70 NUMBER ENROLLED IN GRADE 9

CATEGORY LABEL	ABSOLUTE CODE FREQ
0	76
1-200	313
201-400	235
401-600	141
601-800	72
801-1000	20
1001-1500	11
1501-2500	2
BLANK	495
LEGITSKP	53
9998.	-----
9999.	-----
TOTAL	1318

(CONT.) 0030 SCH002L CULS 0084-0087

CATEGORY LABEL	ABSOLUTE	CODE	FREQ
0	0.		
1-200	354		248
201-400	311		193
401-600	226		83
601-800	184		46
801-1000	74		10
1001-1500	50		29
1501-2500	6		53
BLANK	53	9998,	
LEGITSKP	53	9999,	
TOTAL	1318		

(CONT.) 0027 SCH002I CULS 0072-0075

CATEGORY LABEL	ABSOLUTE	CODE	FREQ
0	0.		
1-500	249		7
501-1000	263		263
1001-1500	234		234
1501-2000	222		222
2001-3000	201		201
3001-4000	39		39
4001-5000	9		9
5001-6500	5		5
BLANK	36	9998,	
LEGITSKP	53	9999,	
TOTAL	1318		

VAR# 0025 SCH002G CULS 0064-0067 1969-70 NUMBER ENROLLED IN GRADE 10

CATEGORY LABEL	ABSOLUTE	CODE	FREQ
0	0.		
1-200	354		354
201-400	311		311
401-600	226		226
601-800	184		184
801-1000	74		74
1001-1500	50		50
1501-2500	6		6
BLANK	53	9998,	
LEGITSKP	53	9999,	
TOTAL	1318		

VAR# 0031 SCH002M CULS 0088-0091 1971-72 NUMBER ENROLLED IN GRADE 11

CATEGORY LABEL	ABSOLUTE	CODE	FREQ
0	0.		
1-200	401		401
201-400	321		321
401-600	273		273
601-800	162		162
801-1000	54		54
1001-1500	29		29
1501-2500	3		3
BLANK	21	9998,	
LEGITSKP	53	9999,	
TOTAL	1318		

VAR# 0028 SCH002J CULS 0076-0079 1969-70 SUM OF NUMBER ENROLLED

CATEGORY LABEL	ABSOLUTE	CODE	FREQ
0	0.		
1-500	249		7
501-1000	263		263
1001-1500	234		234
1501-2000	222		222
2001-3000	201		201
3001-4000	39		39
4001-5000	9		9
5001-6500	5		5
BLANK	36	9998,	
LEGITSKP	53	9999,	
TOTAL	1318		

VAR# 0026 SCH002H CULS 0068-0071 1969-70 NUMBER ENROLLED IN GRADE 11

CATEGORY LABEL	ABSOLUTE	CODE	FREQ
0	0.		
1-200	391		391
201-400	323		323
401-600	234		234
601-800	184		184
801-1000	45		45
1001-1500	31		31
1501-2500	2		2
BLANK	46	9998,	
LEGITSKP	53	9999,	
TOTAL	1318		

VAR# 0032 SCH002N CULS 0092-0095 1971-72 NUMBER ENROLLED IN GRADE 12

CATEGORY LABEL	ABSOLUTE	CODE	FREQ
0	0.		
1-200	426		426
201-400	371		371
401-600	263		263
601-800	134		134
801-1000	36		36
1001-1500	15		15
BLANK	19	9998,	
LEGITSKP	53	9999,	
TOTAL	1318		

VAR# 0029 SCH002K CULS 0080-0083 1971-72 NUMBER ENROLLED IN GRADE 9

CATEGORY LABEL	ABSOLUTE	CODE	FREQ
0	0.		
1-200	67		67
201-400	315		315
401-600	224		224
601-800	156		156
801-1000	93		93
1001-1500	36		36
1501-2500	12		12
BLANK	360	9998,	
LEGITSKP	53	9999,	
TOTAL	1318		

VAR# 0027 SCH002I CULS 0072-0075 1969-70 NUMBER ENROLLED IN GRADE 12

CATEGORY LABEL	ABSOLUTE	CODE	FREQ
0	0.		
1-200	10		10
201-400	430		430
401-600	349		349
601-800	259		259
801-1000	125		125
1001-1500	31		31
1501-2500	9		9
BLANK	52	9998,	
LEGITSKP	53	9999,	
TOTAL	1318		

VAR# 0030 SCH002L CULS 0084-0087 1971-72 NUMBER ENROLLED IN GRADE 10

CATEGORY LABEL	ABSOLUTE	CODE	FREQ
0	0.		
1-200	357		357
201-400	298		298

VAR# 0030 SCH002L CULS 0084-0087 1971-72 NUMBER ENROLLED IN GRADE 10

CATEGORY LABEL	ABSOLUTE	CODE	FREQ
0	0.		
1-200	357		357
201-400	298		298

STATISTICS RESEARCH DIVISION

SCHOOL TAPE ITEM FREQUENCIES

RESEARCH TRIANGLE INSTITUTE

VAR# 0033 SCH0020 CULS 0096-0099
1971-72 SUM OF NUMBER ENROLLED

CATEGORY LABEL	ABSOLUTE CODE FREQ
0	0
1-500	1
501-1000	244
1001-1500	263
1501-2000	237
2001-3000	231
3001-4000	212
4001-5000	48
5001-6500	14
9998.	3
9999.	12
LEGITSKP	53
TOTAL	1310

VAR# 0036 SCH003C CULS 0104-0108
1967-68 X ENROLLED IN AGRICULTURE

CATEGORY LABEL	ABSOLUTE CODE FREQ
0	0
1-25X	786
26-50X	343
76-100X	5
BLANK	2
LEGITSKP	129
999.	53
TOTAL	1310

VAR# 0039 SCH003F CULS 0115-0117
1967-68 X ENROLLED IN HEALTH
OCCUPATIONS

CATEGORY LABEL	ABSOLUTE CODE FREQ
0	0
1-25X	1010
BLANK	126
LEGITSKP	129
999.	53
TOTAL	1310

VAR# 0034 SCH003A CULS 0100-0102
1967-68 X ENROLLED IN GENERAL
CURRICULUM

CATEGORY LABEL	ABSOLUTE CODE FREQ
0	0
1-25X	156
26-50X	433
51-75X	356
76-100X	113
BLANK	78
LEGITSKP	129
999.	53
TOTAL	1310

VAR# 0037 SCH003D CULS 0109-0111
1967-68 X ENROLLED IN BUSINESS

CATEGORY LABEL	ABSOLUTE CODE FREQ
0	0
1-25X	287
26-50X	757
51-75X	85
76-100X	6
BLANK	1
LEGITSKP	129
999.	53
TOTAL	1310

VAR# 0040 SCH003G CULS 0118-0120
1967-68 X ENROLLED IN HOME ECONOMICS

CATEGORY LABEL	ABSOLUTE CODE FREQ
0	0
1-25X	517
26-50X	605
BLANK	14
LEGITSKP	129
999.	53
TOTAL	1310

VAR# 0035 SCH003H CULS 0103-0105
1967-68 X ENROLLED IN COLLEGE
PREPARATORY

CATEGORY LABEL	ABSOLUTE CODE FREQ
0	0
1-25X	127
26-50X	178
51-75X	468
76-100X	245
BLANK	118
LEGITSKP	129
999.	53
TOTAL	1310

VAR# 0038 SCH003E CULS 0112-0114
1967-68 X ENROLLED IN DISTRIBUTIVE
EDUCATION

CATEGORY LABEL	ABSOLUTE CODE FREQ
0	0
1-25X	730
BLANK	406
LEGITSKP	129
999.	53
TOTAL	1310

VAR# 0041 SCH003H CULS 0121-0123
1967-68 X ENROLLED IN TRADE OR
INDUSTRIAL OCCUPATIONS

CATEGORY LABEL	ABSOLUTE CODE FREQ
0	0
1-25X	508
26-50X	543
51-75X	23
76-100X	5
BLANK	7
LEGITSKP	129
999.	53
TOTAL	1310

SCHOOL TAPE ITEM FREQUENCIES

VAR# 0042 SCH0031 CULS 0124-0126
1969-70 X ENROLLED IN OTHER CURRICULA

CATEGORY LABEL	ABSOLUTE CODE FREQ
0	0. 1057
1-25X	71
76-100X	8
BLANK	998. 129
LEGITSKP	999. 53
TOTAL	1318

VAR# 0045 SCH003L CULS 0133-0135
1969-70 X ENROLLED IN AGRICULTURE

CATEGORY LABEL	ABSOLUTE CODE FREQ
0	0. 785
1-25X	361
26-50X	9
51-75X	1
76-100X	1
BLANK	998. 113
LEGITSKP	999. 53
TOTAL	1318

VAR# 0043 SCH003J CULS 0127-0129
1969-70 X ENROLLED IN GENERAL CURRICULUM

CATEGORY LABEL	ABSOLUTE CODE FREQ
0	0. 147
1-25X	466
26-50X	363
51-75X	105
76-100X	71
BLANK	998. 113
LEGITSKP	999. 53
TOTAL	1318

VAR# 0048 SCH003U CULS 0142-0144
1969-70 X ENROLLED IN HEALTH OCCUPATIONS

CATEGORY LABEL	ABSOLUTE CODE FREQ
0	0. 944
1-25X	153
BLANK	998. 113
LEGITSKP	999. 53
TOTAL	1318

VAR# 0049 SCH003P CULS 0143-0147
1969-70 X ENROLLED IN HOME ECONOMICS

CATEGORY LABEL	ABSOLUTE CODE FREQ
0	0. 515
1-25X	625
26-50X	12
BLANK	998. 113
LEGITSKP	999. 53
TOTAL	1318

VAR# 0046 SCH003M CULS 0136-0138
1969-70 X ENROLLED IN BUSINESS

CATEGORY LABEL	ABSOLUTE CODE FREQ
0	0. 266
1-25X	796
26-50X	83
51-75X	6
76-100X	1
BLANK	998. 113
LEGITSKP	999. 53
TOTAL	1318

VAR# 0044 SCH003K CULS 0130-0132
1969-70 X ENROLLED IN COLLEGE PREPARATORY

CATEGORY LABEL	ABSOLUTE CODE FREQ
0	0. 114
1-25X	174
26-50X	484
51-75X	269
76-100X	111
BLANK	998. 113
LEGITSKP	999. 53
TOTAL	1318

VAR# 0050 SCH003U CULS 0148-0150
1969-70 X ENROLLED IN TRADE OR INDUSTRIAL OCCUPATIONS

CATEGORY LABEL	ABSOLUTE CODE FREQ
0	0. 469
1-25X	648
26-50X	22
51-75X	7
76-100X	6
BLANK	998. 113
LEGITSKP	999. 53
TOTAL	1318

VAR# 0047 SCH003N CULS 0139-0141
1969-70 X ENROLLED IN DISTRIBUTIVE EDUCATION

CATEGORY LABEL	ABSOLUTE CODE FREQ
0	0. 692
1-25X	859
26-50X	1
BLANK	998. 113
LEGITSKP	999. 53
TOTAL	1318

STATISTICS RESEARCH DIVISION RESEARCH TRIANGLE INSTITUTE

SCHOOL TAPE ITEM FREQUENCIES

VAR# 0051 SCH003R CULS 0151-0153
1969-70 & ENROLLED IN OTHER CURRICULA

CATEGORY LABEL	ABSOLUTE CODE FREQ
0	0, 1051
1-25X	93
76-100X	6
BLANK	998, 113
LEGITSKP	999, 53
TOTAL	1318

VAR# 0052 SCH003S CULS 0154-0156
1971-72 & ENROLLED IN GENERAL CURRICULUM

CATEGORY LABEL	ABSOLUTE CODE FREQ
0	0, 148
1-25X	509
26-50X	357
51-75X	109
76-100X	73
BLANK	998, 69
LEGITSKP	999, 53
TOTAL	1318

VAR# 0053 SCH003I CULS 0157-0159
1971-72 & ENROLLED IN COLLEGE PREPARATORY

CATEGORY LABEL	ABSOLUTE CODE FREQ
0	0, 114
1-25X	194
26-50X	507
51-75X	272
76-100X	109
BLANK	998, 69
LEGITSKP	999, 53
TOTAL	1318

VAR# 0054 SCH003U CULS 0160-0162
1971-72 & ENROLLED IN AGRICULTURE

CATEGORY LABEL	ABSOLUTE CODE FREQ
0	0, 811
1-25X	378
26-50X	5
51-75X	1
76-100X	1
BLANK	998, 69
LEGITSKP	999, 53
TOTAL	1318

VAR# 0055 SCH003V CULS 0163-0165
1971-72 & ENROLLED IN BUSINESS

CATEGORY LABEL	ABSOLUTE CODE FREQ
0	0, 250
1-25X	840
26-50X	92
51-75X	4
76-100X	2
BLANK	998, 69
LEGITSKP	999, 53
TOTAL	1318

VAR# 0056 SCH003M CULS 0166-0168
1971-72 & ENROLLED IN DISTRIBUTIVE EDUCATION

CATEGORY LABEL	ABSOLUTE CODE FREQ
0	0, 664
1-25X	531
26-50X	1
BLANK	998, 69
LEGITSKP	999, 53
TOTAL	1318

VAR# 0057 SCH003K CULS 0169-0171
1971-72 & ENROLLED IN HEALTH OCCUPATIONS

CATEGORY LABEL	ABSOLUTE CODE FREQ
0	0, 972
1-25X	223
26-50X	1
BLANK	998, 69
LEGITSKP	999, 53
TOTAL	1318

VAR# 0058 SCH003Y CULS 0172-0174
1971-72 & ENROLLED IN HOME ECONOMICS

CATEGORY LABEL	ABSOLUTE CODE FREQ
0	0, 506
1-25X	674
26-50X	11
BLANK	998, 69
LEGITSKP	999, 53
TOTAL	1318

VAR# 0059 SCH003Z CULS 0175-0177
1971-72 & ENROLLED IN TRADE OR INDUSTRIAL OCCUPATIONS

CATEGORY LABEL	ABSOLUTE CODE FREQ
0	0, 715
1-25X	36
26-50X	7
51-75X	6
76-100X	6
BLANK	998, 69
LEGITSKP	999, 53
TOTAL	1318

STATISTICS RESEARCH DIVISION

RESEARCH TRIANGLE INSTITUTE

SCHOOL TAPE ITEM FREQUENCIES

VAR# 0060 SCH005AA CULS 0174-0180
1971-72 % ENROLLED IN OTHER CURRICULA

CATEGORY LABEL	CODE	ABSOLUTE FREQ
0	0.	1077
1-25%		109
26-50%		1
51-75%		1
76-100%		8
BLANK	998.	69
LEGITSKP	999.	53
TOTAL		1318

(CONT.) 0062 SCH005 CULS 0183-0184

CATEGORY LABEL	CODE	ABSOLUTE FREQ
BLANK	998.	41.
LEGITSKP	999.	42.
		45.
		46.
		52.
		98.
		99.
TOTAL		1318

VAR# 0065 SCH007U CULS 0190-0191
SCHOOL CLASSIFY HANDICAPPED? DO NOT KNOW

CATEGORY LABEL	CODE	ABSOLUTE FREQ
DO NOT KNOW	1.	6
XDO NOT KNOW	21.	2
BLANK	98.	1257
LEGITSKP	99.	53
TOTAL		1318

VAR# 0061 SCH004 CULS 0181-0182
% CHANGING CURRICULA SINCE SEPT 71

CATEGORY LABEL	CODE	ABSOLUTE FREQ
ONLY 1 CURRICULUM	1.	159
NONE	2.	175
1-4%	3.	196
5-9%	4.	205
10-14%	5.	125
15-19%	6.	53
20-39%	7.	51
40-59%	8.	6
60% OR MORE	9.	5
DONT KNOW	10.	125
BLANK	98.	65
LEGITSKP	99.	53
TOTAL		1318

VAR# 0063 SCH006 CULS 0185-0187
NUMBER OF MINUTES IN STANDARD CLASS PERIODS

CATEGORY LABEL	CODE	ABSOLUTE FREQ
15	1	1
16-30	4	4
31-45	279	279
46-60	921	921
61-75	14	14
76-90	7	7
91-120	3	3
121-150	1	1
180	1	1
300.	180.	1
998.	300.	31
999.	998.	53
TOTAL		1318

VAR# 0066 SCH007C CULS 0192-0193
SCHOOL CLASSIFY HANDICAPPED? STD. TESTS

CATEGORY LABEL	CODE	ABSOLUTE FREQ
YES, BY STANDARD TEST	1.	495
BLANK	98.	461
LEGITSKP	99.	362
TOTAL		1318

VAR# 0062 SCH005 CULS 0183-0184
NUMBER OF WEEKS IN THE SCHOOL YEAR

CATEGORY LABEL	CODE	ABSOLUTE FREQ
4.	4.	1
18.	18.	2
26.	26.	1
32.	32.	3
34.	34.	2
35.	35.	20
36.	36.	110
37.	37.	70
38.	38.	125
39.	39.	36
40.	40.	169

VAR# 0064 SCH007A CULS 0188-0189
SCHOOL CLASSIFY HANDICAPPED? NO

CATEGORY LABEL	CODE	ABSOLUTE FREQ
NO	1.	303
XNO	21.	52
BLANK	98.	910
LEGITSKP	99.	53
TOTAL		1318

VAR# 0067 SCH007D CULS 0194-0195
SCHOOL CLASSIFY HANDICAPPED? YES-FLD, GDLNS

CATEGORY LABEL	CODE	ABSOLUTE FREQ
YES, BY FED GUIDELINE	1.	192
BLANK	98.	764
LEGITSKP	99.	362
TOTAL		1318

SCHOOL TAPE ITEM FREQUENCIES

VAR# 0068 SCH007E CULS 0196-0197
SCHOOL CLASSIFY HANDICAPPED? YES-ST.
GULNS

CATEGORY LABEL	CODE	ABSOLUTE FREQ
YES, BY ST GUIDELINES	1.	520
BLANK	98.	436
LEGITSKP	99.	362
TOTAL		1318

VAR# 0069 SCH007F CULS 0198-0199
SCHOOL CLASSIFY HANDICAPPED?
CNALM/TCRR JDC

CATEGORY LABEL	CODE	ABSOLUTE FREQ
YES, SCH CHLRSR JUDGE	1.	400
BLANK	98.	556
LEGITSKP	99.	362
TOTAL		1318

VAR# 0070 SCH008 CULS 0200-0203
NUMBER OF STUDENTS CLASSIFIED AS
HANDICAPPED

CATEGORY LABEL	CODE	ABSOLUTE FREQ
1-50	0.	21
51-100		635
101-200		132
201-300		49
301-400		7
401-500		3
BLANK	9998.	2
LEGITSKP	9999.	107
TOTAL		362

VAR# 0071 SCH009A CULS 0204-0205
ACCOMMODATION OF HANDICAPPED? MULTIPLE
HANDICAPPED

CATEGORY LABEL	CODE	ABSOLUTE FREQ
ATTEND REG CLASSES	1.	109
ATTND SOME SPEC CLSS	2.	143
ATTND ALL SPEC CLSS	3.	68
BLANK	98.	616
LEGITSKP	99.	362
TOTAL		1318

VAR# 0072 SCH009H CULS 0206-0207
ACCOM. OF HANDICAPPED? TRAINABLE
MENTALLY RETARDED

CATEGORY LABEL	CODE	ABSOLUTE FREQ
ATTEND REG CLASSES	1.	33
ATTND SOME SPEC CLSS	2.	65
ATTND ALL SPEC CLSS	3.	224
BLANK	98.	634
LEGITSKP	99.	362
TOTAL		1318

VAR# 0073 SCH009C CULS 0208-0209
ACCOM. OF HANDICAPPED? EDUCABLE
MENTALLY RETARDED

CATEGORY LABEL	CODE	ABSOLUTE FREQ
ATTEND REG CLASSES	1.	64
ATTND SOME SPEC CLSS	2.	495
ATTND ALL SPEC CLSS	3.	149
BLANK	98.	208
LEGITSKP	99.	362
TOTAL		1318

VAR# 0074 SCH009D CULS 0210-0211
ACCOMMODATION OF HANDICAPPED? HARD OF
HEARING

CATEGORY LABEL	CODE	ABSOLUTE FREQ
ATTEND REG CLASSES	1.	403
ATTND SOME SPEC CLSS	2.	113
ATTND ALL SPEC CLSS	3.	26
BLANK	98.	414
LEGITSKP	99.	362
TOTAL		1318

VAR# 0075 SCH009E CULS 0212-0213
ACCOMMODATION OF HANDICAPPED? DEAF

CATEGORY LABEL	CODE	ABSOLUTE FREQ
ATTEND REG CLASSES	1.	97
ATTND SOME SPEC CLSS	2.	62
ATTND ALL SPEC CLSS	3.	86
BLANK	98.	711
LEGITSKP	99.	362
TOTAL		1318

VAR# 0076 SCH009F CULS 0214-0215
ACCOMMODATION OF HANDICAPPED?
DEAF-BLIND

CATEGORY LABEL	CODE	ABSOLUTE FREQ
ATTEND REG CLASSES	1.	64
ATTND SOME SPEC CLSS	2.	28
ATTND ALL SPEC CLSS	3.	90
BLANK	98.	774
LEGITSKP	99.	362
TOTAL		1318

SCHOOL TAPE ITEM FREQUENCIES

VAR# 0077 SCH0096 CULS 0216-0217
ACCOMMODATION OF HANDICAPPED: SPEECH IMPAIRED

CATEGORY LABEL	ABSOLUTE CODE FREQ
ATTEND REG CLASSES	1. 391
ATTND SOME SPEC CLSS	2. 167
ATTND ALL SPEC CLSS	3. 11
BLANK	98. 187
LEGITSKP	99. 162
TOTAL	1318

VAR# 0078 SCH009H CULS 0218-0219
ACCOMMODATION OF HANDICAPPED: VISION IMPAIRED

CATEGORY LABEL	ABSOLUTE CODE FREQ
ATTEND REG CLASSES	1. 427
ATTND SOME SPEC CLSS	2. 100
ATTND ALL SPEC CLSS	3. 16
BLANK	98. 413
LEGITSKP	99. 362
TOTAL	1318

VAR# 0079 SCH009I CULS 0220-0221
ACCOMMODATION OF HANDICAPPED: EMOTIONALLY DISTURB

CATEGORY LABEL	ABSOLUTE CODE FREQ
ATTEND REG CLASSES	1. 243
ATTND SOME SPEC CLSS	2. 219
ATTND ALL SPEC CLSS	3. 66
BLANK	98. 428
LEGITSKP	99. 162
TOTAL	1318

VAR# 0080 SCH009J CULS 0222-0223
ACCOMMODATION OF HANDICAPPED: CRIPPLED

CATEGORY LABEL	ABSOLUTE CODE FREQ
ATTEND REG CLASSES	1. 417
ATTND SOME SPEC CLSS	2. 96
ATTND ALL SPEC CLSS	3. 25
BLANK	98. 418
LEGITSKP	99. 162
TOTAL	1318

VAR# 0081 SCH009K CULS 0224-0225
ACCOMMODATION OF HANDICAPPED: MOUTH HEALTH IMPAIRED

CATEGORY LABEL	ABSOLUTE CODE FREQ
ATTEND REG CLASSES	1. 290
ATTND SOME SPEC CLSS	2. 120
ATTND ALL SPEC CLSS	3. 17
BLANK	98. 529
LEGITSKP	99. 362
TOTAL	1318

VAR# 0082 SCH010A CULS 0226-0227
SCHOOL CLASSIFY DISADVANTAGED? NO

CATEGORY LABEL	ABSOLUTE CODE FREQ
NO	1. 496
YNN	21. 12
BLANK	98. 757
LEGITSKP	99. 53
TOTAL	1318

VAR# 0083 SCH010B CULS 0228-0229
SCHOOL CLASSIFY DISADVANTAGED? DONT KNOW

CATEGORY LABEL	ABSOLUTE CODE FREQ
DO NOT KNOW	1. 25
XDI NOT KNOWN	21. 2
BLANK	98. 1218
LEGITSKP	99. 51

(CONT.) 0085 SCH010D CULS 0228-0229

VAR# 0084 SCH010C CULS 0230-0231
SCHOOL CLASSIFY DISADVANTAGED? YES-FED GDLS

CATEGORY LABEL	ABSOLUTE CODE FREQ
YES/ BY FED GUIDELINE	1. 574
BLANK	98. 170
LEGITSKP	99. 574
TOTAL	1318

VAR# 0085 SCH010D CULS 0232-0233
SCHOOL CLASSIFY DISADVANTAGED? YES-SI GDLS

CATEGORY LABEL	ABSOLUTE CODE FREQ
YES/ BY SI GUIDELINES	1. 269
BLANK	98. 475
LEGITSKP	99. 574
TOTAL	1318

VAR# 0086 SCH010E CULS 0234-0235
SCHOOL CLASSIFY DISADVANTAGED? YES-OTHER MNS

CATEGORY LABEL	ABSOLUTE CODE FREQ
YES, BY OTHER MEANS	1. 126
BLANK	98. 618
LEGITSKP	99. 574
TOTAL	1318

SCHOOL TAPE ITEM FREQUENCIES

VAR# 0087 SCH011 CULS 0236-0234
NUMBER OF STUDENTS CLASSIFIED AS
DISADVANTAGED

CATEGORY LABEL	ABSOLUTE CODE FREQ
0	0.
1-200	452
201-400	123
401-600	41
601-800	19
801-1000	11
1001-1500	11
1501-2500	6
2550.	1
2962.	1
3000.	1
3150.	1
3783	1
BLANK	69
LEGITSKP	9999.
TOTAL	1318

VAR# 0088 SCH012A CULS 0240-0243
HANDICAPPED USING: READERS OR
INTERPRETERS

CATEGORY LABEL	ABSOLUTE CODE FREQ
0	0.
1-50	459
51-100	72
101-200	1
201-300	1
BLANK	447
LEGITSKP	9999.
TOTAL	1318

VAR# 0089 SCH012B CULS 0244-0247
HANDICAPPED USING: EXTRA VOCATIONAL
INSTRUCTORS, AIDES

CATEGORY LABEL	ABSOLUTE CODE FREQ
0	0.
1-50	449
51-100	73
101-200	9
201-300	1
BLANK	447
LEGITSKP	9999.
TOTAL	1318

(CONT.) 0089 SCH012H CULS 0248-0247
TOTAL 1318

VAR# 0090 SCH012C CULS 0244-0251
HANDICAPPED USING: BASIC EDUCATION
TEACHERS

CATEGORY LABEL	ABSOLUTE CODE FREQ
0	0.
1-50	383
51-100	15
101-200	3
201-300	1
BLANK	447
LEGITSKP	9999.
TOTAL	1318

VAR# 0091 SCH012D CULS 0252-0255
HANDICAPPED USING: SPECIAL
INSTRUCTIONAL AIDS

CATEGORY LABEL	ABSOLUTE CODE FREQ
0	0.
1-50	345
51-100	163
101-200	19
201-300	4
BLANK	1
LEGITSKP	447
TOTAL	1318

VAR# 0092 SCH012E CULS 0256-0259
HANDICAPPED USING: TESTING AND
DIAGNOSIS

CATEGORY LABEL	ABSOLUTE CODE FREQ
0	0.
1-50	307
51-100	186
101-200	33
201-300	5
BLANK	1
LEGITSKP	447
TOTAL	1318

(CONT.) 0092 SCH012F CULS 0256-0259
TOTAL 1318

VAR# 0093 SCH012F CULS 0260-0263
HANDICAPPED USING: SCHEDULE
MODIFICATION

CATEGORY LABEL	ABSOLUTE CODE FREQ
0	0.
1-50	301
51-100	203
101-200	21
201-300	6
BLANK	1
LEGITSKP	447
TOTAL	1318

VAR# 0094 SCH012G CULS 0264-0267
HANDICAPPED USING: FACILITIES

CATEGORY LABEL	ABSOLUTE CODE FREQ
0	0.
1-50	424
51-100	49
101-200	1
201-300	1
BLANK	447
LEGITSKP	9999.
TOTAL	1318

STATISTICS RESEARCH DIVISION

RESEARCH TRIANGLE INSTITUTE

SCHOOL TAPE ITEM FREQUENCIES

VAR# 0095 SCH012H CULS 026A-0271
HANDICAPPED USING: EQUIPMENT
MODIFICATION

CATEGORY LABEL	CODE	ABSOLUTE FREQ
0	0.	475
1-50		54
51-100		2
101-200		1
BLANK	9998.	447
LEGITSKP	9999.	339
TOTAL	-----	1318

VAR# 0098 SCH012K CULS 0280-0283
HANDICAPPED USING: JOB PLACEMENT AND
FOLLOW-UP

CATEGORY LABEL	CODE	ABSOLUTE FREQ
0	0.	312
1-50		199
51-100		18
101-200		2
301-400		1
BLANK	9998.	447
LEGITSKP	9999.	339
TOTAL	-----	1318

VAR# 0101 SCH012M CULS 0292-0295
DISADVANTAGED USING: BASIC EDUCATION
TEACHERS

CATEGORY LABEL	CODE	ABSOLUTE FREQ
0	0.	300
1-200		117
201-400		5
401-600		2
601-800		1
BLANK	9998.	349
LEGITSKP	9999.	544
TOTAL	-----	1318

VAR# 0096 SCH012I CULS 0272-0275
HANDICAPPED USING: OUT-OF-SCHOOL
PROFESSIONAL HELP

CATEGORY LABEL	CODE	ABSOLUTE FREQ
0	0.	306
1-50		211
51-100		10
101-200		3
201-300		1
301-400		1
BLANK	9998.	447
LEGITSKP	9999.	339
TOTAL	-----	1318

VAR# 0099 SCH012L CULS 0284-0287
DISADVANTAGED USING: READERS OR
INTERPRETERS

CATEGORY LABEL	CODE	ABSOLUTE FREQ
0	0.	400
1-200		24
601-800		1
BLANK	9998.	349
LEGITSKP	9999.	544
TOTAL	-----	1318

VAR# 0102 SCH012O CULS 0296-0299
DISADVANTAGED USING: SPECIAL
INSTRUCTIONAL AIDS

CATEGORY LABEL	CODE	ABSOLUTE FREQ
0	0.	261
1-200		141
201-400		14
401-600		6
601-800		2
801-1000		1
BLANK	9998.	349
LEGITSKP	9999.	544
TOTAL	-----	1318

VAR# 0097 SCH012J CULS 0276-0279
HANDICAPPED USING: GUIDANCE AND
COUNSELING

CATEGORY LABEL	CODE	ABSOLUTE FREQ
0	0.	230
1-50		253
51-100		33
101-200		10
201-500		2
301-400		2
650.		1
1300.		1
BLANK	9998.	447
LEGITSKP	9999.	339
TOTAL	-----	1318

VAR# 0100 SCH012M CULS 0288-0291
DISADVANTAGED USING: EXTRA
VOCATIONAL AIDS

CATEGORY LABEL	CODE	ABSOLUTE FREQ
0	0.	319
1-200		97
201-400		5
401-600		2
601-800		1
1001-1500		1
BLANK	9998.	349
LEGITSKP	9999.	544
TOTAL	-----	1318

VAR# 0103 SCHQ12P COLS 0300-0303
DISADVANTAGED USING: TESTING AND DIAGNOSIS

CATEGORY LABEL	ABSOLUTE CODE FREQ
0	0.
1-200	263
201-400	140
401-600	12
601-800	5
801-1000	3
1001-1500	1
BLANK	349
LEGITSKP	9999. 544
TOTAL	1318

VAR# 0106 SCHQ12S COLS 0312-0315
DISADVANTAGED USING: EQUIPMENT MODIFICATION

CATEGORY LABEL	ABSOLUTE CODE FREQ
0	0.
1-200	402
201-400	21
401-600	1
BLANK	349
LEGITSKP	9999. 544
TOTAL	1318

VAR# 0109 SCHQ12V COLS 0324-0327
DISADVANTAGED USING: JOB PLACEMENT AND FOLLOW-UP

CATEGORY LABEL	ABSOLUTE CODE FREQ
0	0.
1-200	240
201-400	165
401-600	11
601-800	5
801-1000	2
BLANK	2
LEGITSKP	9999. 349
TOTAL	9999. 544
TOTAL	1318

VAR# 0104 SCHQ12U COLS 0304-0307
DISADVANTAGED USING: SCHEDULE MODIFICATION

CATEGORY LABEL	ABSOLUTE CODE FREQ
0	0.
1-200	262
201-400	129
401-600	10
601-800	3
801-1000	1
BLANK	349
LEGITSKP	9999. 544
TOTAL	1318

VAR# 0107 SCHQ12T COLS 0316-0319
DISADVANTAGED USING: OUT-OF-SCHOOL PROFESSIONAL HELP

CATEGORY LABEL	ABSOLUTE CODE FREQ
0	0.
1-200	297
201-400	119
401-600	5
601-800	2
801-1000	2
BLANK	349
LEGITSKP	9999. 544
TOTAL	1318

VAR# 0110 SCHQ12M COLS 0328-0331
HAND. & DISAD. USING: READERS OR INTERPRETERS

CATEGORY LABEL	ABSOLUTE CODE FREQ
0	0.
1-200	433
201-400	58
401-600	1
601-800	1
801-1000	1
BLANK	9999. 618
LEGITSKP	9999. 227
TOTAL	1318

VAR# 0105 SCHQ12K COLS 0308-0311
DISADVANTAGED USING: FACILITIES

CATEGORY LABEL	ABSOLUTE CODE FREQ
0	0.
1-200	195
201-400	27
401-600	1
601-800	1
801-1000	1
1001-1500	1
BLANK	349
LEGITSKP	9999. 544
TOTAL	1318

VAR# 0108 SCHQ12U COLS 0320-0323
DISADVANTAGED USING: GUIDANCE AND COUNSELLING

CATEGORY LABEL	ABSOLUTE CODE FREQ
0	0.
1-200	155
201-400	231
401-600	19
601-800	7
801-1000	5
1001-1500	4
1501-2500	2
BLANK	9999. 349
LEGITSKP	9999. 544
TOTAL	1318

VAR# 0111 SCHQ12X COLS 0332-0335
HAND. & DISAD. USING: EXTRA VOCATIONAL AIDES

CATEGORY LABEL	ABSOLUTE CODE FREQ
0	0.
1-200	345
201-400	61
401-600	4
601-800	2
801-1000	2
BLANK	9999. 619
LEGITSKP	9999. 227
TOTAL	1318

SCHOOL TAPE ITEM FREQUENCIES

VAR# 0112 SCH012Y CULS 0336-0339
HAND & DISAD USING: BASIC
EDUCATION TEACHERS

CATEGORY LABEL	ABSOLUTE CODE FREQ
0	0.
1-200	334
201-400	126
401-600	6
BLANK	620
LEGITSKP	9999. 227
TOTAL	1318

VAR# 0113 SCH012Z CULS 0340-0343
HAND & DISAD. USING: SPECIAL
INSTRUCTIONAL AIDS

CATEGORY LABEL	ABSOLUTE CODE FREQ
0	0.
1-200	313
201-400	141
401-600	11
601-800	3
BLANK	622
LEGITSKP	9999. 227
TOTAL	1318

VAR# 0114 SCH012AA CULS 0344-0347
HAND & DISAD USING: TESTING AND
DIAGNOSIS

CATEGORY LABEL	ABSOLUTE CODE FREQ
0	0.
1-200	278
201-400	167
401-600	13
601-800	9
801-1000	1
BLANK	622
LEGITSKP	9999. 227
TOTAL	1318

VAR# 0115 SCH012HB CULS 0348-0351
HAND & DISAD USING: SCHEDULE
MODIFICATION

CATEGORY LABEL	ABSOLUTE CODE FREQ
0	0.
1-200	283
201-400	166
401-600	14
601-800	3
801-1000	1
BLANK	623
LEGITSKP	9999. 227
TOTAL	1318

VAR# 0116 SCH012CC CULS 0352-0355
HAND & DISAD USING: FACILITIES

CATEGORY LABEL	ABSOLUTE CODE FREQ
0	0.
1-200	421
201-400	49
401-600	1
601-800	1
801-1000	1
BLANK	619
LEGITSKP	9999. 227
TOTAL	1318

VAR# 0117 SCH012DD CULS 0356-0359
HAND & DISAD USING: EQUIPMENT
MODIFICATION

CATEGORY LABEL	ABSOLUTE CODE FREQ
0	0.
1-200	434
201-400	37
401-600	620
601-800	227
LEGITSKP	9999. 227
TOTAL	1318

VAR# 0118 SCH012EE CULS 0360-0363
HAND & DISAD USING: OUT-OF-SCHOOL
PROFESSIONAL HELP

CATEGORY LABEL	ABSOLUTE CODE FREQ
0	0.
1-200	292
201-400	160
401-600	6
601-800	2
801-1000	2
BLANK	620
LEGITSKP	9999. 227
TOTAL	1318

VAR# 0119 SCH012FF CULS 0364-0367
HAND & DISAD USING: GUIDANCE AND
COUNSELLING

CATEGORY LABEL	ABSOLUTE CODE FREQ
0	0.
1-200	195
201-400	228
401-600	28
601-800	11
801-1000	5
1001-1500	3
1501-2000	1
BLANK	623
LEGITSKP	9999. 227
TOTAL	1318

SCHUOL TAPE ITEM FREQUENCIES

VAR# 0120 SCH0126G CULS 0360-0371
 # HAND & DISAD USING/ JOB PLACEMENT
 AND FOLLOW-UP

CATEGORY LABEL	ABSOLUTE CODE FREQ
0	0.
1-200	272
201-400	100
401-600	10
601-800	4
801-1000	1
1001-1500	1
BLANK	9998. 622
LEGITSKP	9999. 227
TOTAL	1310

VAR# 0121 SCH013 GROUPING, TRACKING BY
 ABILITY, ACHIEVEMENT?

CATEGORY LABEL	ABSOLUTE CODE FREQ
YES, FOR ALL STUDENTS	1. 667
YES, ONLY HI ACHIEVER	2. 9A
YES, ONLY LOW ACHIEVER	3. 74
NO	4. 279
BLANK	24. 97
LEGITSKP	98. 50
99.	53
TOTAL	1310

VAR# 0122 SCH013 IS ABILITY GRADING USED AT ALL GRADE
 LEVELS?

CATEGORY LABEL	ABSOLUTE CODE FREQ
YES, ALL GRADE LEVELS	1. 693
NO, CERTAIN GRD LEVELS	2. 257
BLANK	9A. 36
LEGITSKP	99. 352
TOTAL	1310

VAR# 0123 SCH015 ABILITY GRPING IN ALL "SUBJ-MATTER
 AREAS"

CATEGORY LABEL	ABSOLUTE CODE FREQ
YES, ALL SUBJECT AREAS	1. 80
NO, CERTAIN SUBJ AREA	2. 098
BLANK	98. 8
LEGITSKP	99. 352
TOTAL	1310

VAR# 0124 SCH016 APPROXIMATE AVFRAGE DAILY PERCENTAGE
 ATTENDANCE

CATEGORY LABEL	ABSOLUTE CODE FREQ
OVER 95%	1. 177
90-95%	2. 732
85-90%	3. 212
80-85%	4. 76
75-79%	5. 37
70-74%	6. 10
69% OR LOWER	7. 7
BLANK	98. 14
LEGITSKP	99. 53
TOTAL	1310

VAR# 0125 SCH017A % BOYS ENTERING TENTH GRADE BUT NOT
 GRADUATING

CATEGORY LABEL	ABSOLUTE CODE FREQ
NO 10TH GRADE IN SCH	1. 32
0-4%	2. 498
5-9%	3. 302
10-14%	4. 155
15-19%	5. 107
20-29%	6. 67
30-39%	7. 18
40-49%	8. 14
50% OR MORE	9. 4
BLANK	10. 32
LEGITSKP	98. 36
99.	53
TOTAL	1310

VAR# 0126 SCH017B % GIRLS ENTERING TENTH GRADE BUT NOT
 GRADUATING

CATEGORY LABEL	ABSOLUTE CODE FREQ
NO 10TH GRADE IN SCH	1. 38
0-4%	2. 586
5-9%	3. 262
10-14%	4. 157
15-19%	5. 70
20-29%	6. 47
30-39%	7. 16
40-49%	8. 4
50% OR MORE	9. 1
BLANK	10. 32
LEGITSKP	98. 44
99.	53
TOTAL	1310

VAR# 0127 SCH018A % IN CURRENT STUDENTS WHO ARE AMERICAN
 INDIANS

CATEGORY LABEL	ABSOLUTE CODE FREQ
0	0. 1063
1-25%	1. 170
26-50%	3. 1
76-100%	1. 24
BLANK	998. 53
LEGITSKP	999. 53
TOTAL	1310

STATISTICS RESEARCH DIVISION RESEARCH TRIANGLE INSTITUTE
SCHOOL TAPE ITEM FREQUENCIES

VAR# 0128 SCH0180 CULS 0387-0389
% OF CURRENT STUDENTS WHO ARE BLACK

CATEGORY LABEL	ABSOLUTE CODE FREQ
0	0.
1-25%	408
26-50%	557
51-75%	154
76-100%	51
BLANK	67
LEGITSKP	28
998.	53
999.	53
TOTAL	1318

VAR# 0131 SCH0180 CULS 0396-0398
% OF CURRENT STUDENTS WHO ARE OTHER
LATIN AMERICAN

CATEGORY LABEL	ABSOLUTE CODE FREQ
0	0.
1-25%	1080
26-50%	153
51-75%	1
76-100%	2
BLANK	28
LEGITSKP	53
998.	53
999.	53
TOTAL	1318

VAR# 0129 SCH0180 CULS 0390-0392
% OF CURRENT STUDENTS WHO ARE
MEXICAN-AMERICAN

CATEGORY LABEL	ABSOLUTE CODE FREQ
0	0.
1-25%	902
26-50%	276
51-75%	35
76-100%	14
BLANK	10
LEGITSKP	28
998.	53
999.	53
TOTAL	1318

VAR# 0130 SCH0180 CULS 0393-0395
% OF CURRENT STUDENTS WHO ARE PUERTO
RICAN

CATEGORY LABEL	ABSOLUTE CODE FREQ
0	0.
1-25%	1102
26-50%	122
51-75%	11
76-100%	2
BLANK	28
LEGITSKP	53
998.	53
999.	53
TOTAL	1318

VAR# 0134 SCH018H CULS 0405-0407
% OF CURRENT STUDENTS WHO ARE FROM
OTHER ETHNIC GROUPS

CATEGORY LABEL	ABSOLUTE CODE FREQ
0	0.
1-25%	1166
26-50%	59
51-75%	2
76-100%	1
BLANK	9
LEGITSKP	28
998.	53
999.	53
TOTAL	1318

VAR# 0132 SCH018F CULS 0399-0401
% OF CURRENT STUDENTS WHO ARE ORIENTAL
OR ASIAN-AMERICAN

CATEGORY LABEL	ABSOLUTE CODE FREQ
0	0.
1-25%	941
26-50%	287
51-75%	4
76-100%	3
BLANK	2
LEGITSKP	28
998.	53
999.	53
TOTAL	1318

VAR# 0135 SCH018I CULS 0408-0410
% OF CURRENT FACULTY WHO ARE AMERICAN
INDIAN

CATEGORY LABEL	ABSOLUTE CODE FREQ
0	0.
1-25%	1174
51-75%	1
BLANK	33
LEGITSKP	53
998.	53
999.	53
TOTAL	1318

VAR# 0136 SCH018J CULS 0411-0413
% OF CURRENT FACULTY WHO ARE BLACK

CATEGORY LABEL	ABSOLUTE CODE FREQ
0	0.
1-25%	586
26-50%	488
51-75%	150
76-100%	18
BLANK	10
LEGITSKP	33
998.	53
999.	53
TOTAL	1318

SCHOOL TAPE ITEM FREQUENCIES

VAR# 0137 SCHMIRK CULS 0414-0416
% OF CURRENT FACULTY WHO ARE
MEXICAN-AMERICAN

CATEGORY LABEL	ABSOLUTE CODE FREQ
0	0. 1035
1-25X	109 6
26-50X	1 1
51-75X	33
76-100X	53
BLANK	998.
LEGITSKP	999.
TOTAL	1318

VAR# 0180 SCHMIDON CULS 0423-0425
% OF CURRENT FACULTY WHO ARE ORIENTAL
OR ASIAN-AMERICAN

CATEGORY LABEL	ABSOLUTE CODE FREQ
0	0. 1101
1-25X	123 2
26-50X	4
51-75X	2
76-100X	33
BLANK	998.
LEGITSKP	999.
TOTAL	1318

VAR# 0143 SCHMIDVA CULS 0432-0433
YEAR AMERICAN INDIANS FIRST ENTERED
THE SCHOOL

CATEGORY LABEL	ABSOLUTE CODE FREQ
THIS YEAR	1. 13
WITHIN LAST 2 YEARS	2. 31
3-5 YEARS AGO	3. 47
6-10 YEARS AGO	4. 36
OVER 10 YEARS AGO	5. 60
ALWAYS INCLUDED GRP	6. 264
NO STUDENTS IN GROUP	7. 614
BLANK	98. 215
LEGITSKP	99. 53
TOTAL	1318

VAR# 0138 SCHMIDL CULS 0417-0419
% OF CURRENT FACULTY WHO ARE PUERTO
RICAN

CATEGORY LABEL	ABSOLUTE CODE FREQ
0	0. 1174
1-25X	58
BLANK	33
LEGITSKP	53
TOTAL	1318

VAR# 0141 SCHMIDR CULS 0424-0428
% OF CURRENT FACULTY WHO ARE WHITE

CATEGORY LABEL	ABSOLUTE CODE FREQ
0	0. 17
1-25X	14
26-50X	39
51-75X	157
76-100X	1005
BLANK	998.
LEGITSKP	999.
TOTAL	1318

VAR# 0144 SCHMIDU CULS 0438-0435
YEAR BLACKS FIRST ENTERED THE SCHOOL

CATEGORY LABEL	ABSOLUTE CODE FREQ
THIS YEAR	1. 10
WITHIN LAST 2 YEARS	2. 40
3-5 YEARS AGO	3. 145
6-10 YEARS AGO	4. 241
OVER 10 YEARS AGO	5. 170
ALWAYS INCLUDED GRP	6. 345
NO STUDENTS IN GROUP	7. 187
BLANK	98. 77
LEGITSKP	99. 53
TOTAL	1318

VAR# 0139 SCHMIRM CULS 0420-0422
% OF CURRENT FACULTY WHO ARE OTHER
LATIN AMERICAN

CATEGORY LABEL	ABSOLUTE CODE FREQ
0	0. 1114
1-25X	114
BLANK	33
LEGITSKP	53
TOTAL	1318

VAR# 0142 SCHMIDP CULS 0429-0431
% OF CURRENT FACULTY WHO ARE FROM
OTHER ETHNIC GROUPS

CATEGORY LABEL	ABSOLUTE CODE FREQ
0	0. 1105
1-25X	37 1
51-75X	9
76-100X	33
BLANK	998.
LEGITSKP	999.
TOTAL	1318

STATISTICS RESEARCH DIVISION RESEARCH TRIANGLE INSTITUTE

SCHOOL TAPE ITEM FREQUENCIES

VARS 0145 SCH019C COLS 0436-0437
 YEAR MEXICAN-AMERICANS FIRST ENTERED
 THE SCHOOL

CATEGORY LABEL	ABSOLUTE
CODE	FREQ
1.	3
2.	20
3.	50
4.	48
5.	60
6.	313
7.	556
98.	215
99.	53
TOTAL	1318

CATEGORY LABEL ABSOLUTE
 THIS YEAR 1. 3
 WITHIN LAST 2 YEARS 2. 20
 3-5 YEARS AGO 3. 50
 6-10 YEARS AGO 4. 48
 OVER 10 YEARS AGO 5. 60
 ALWAYS INCLUDED GRP 6. 313
 NO STUDENTS IN GROUP 7. 556
 BLANK 98. 215
 LEGITSKP 99. 53

(CONT.) 0147 SCH019E COLS 0440-0441

CATEGORY LABEL	ABSOLUTE
CODE	FREQ
1.	16
2.	31
3.	71
4.	70
5.	88
6.	351
7.	440
98.	198
99.	53
TOTAL	1318

CATEGORY LABEL ABSOLUTE
 THIS YEAR 1. 16
 WITHIN LAST 2 YEARS 2. 31
 3-5 YEARS AGO 3. 71
 6-10 YEARS AGO 4. 70
 OVER 10 YEARS AGO 5. 88
 ALWAYS INCLUDED GRP 6. 351
 NO STUDENTS IN GROUP 7. 440
 BLANK 98. 198
 LEGITSKP 99. 53

(CONT.) 0150 SCH019H COLS 0446-0447

CATEGORY LABEL	ABSOLUTE
CODE	FREQ
4.	6
5.	5
6.	115
7.	520
98.	595
99.	53
TOTAL	1318

CATEGORY LABEL ABSOLUTE
 6-10 YEARS AGO 4. 6
 OVER 10 YEARS AGO 5. 5
 ALWAYS INCLUDED GRP 6. 115
 NO STUDENTS IN GROUP 7. 520
 BLANK 98. 595
 LEGITSKP 99. 53

VARS 0146 SCH019D COLS 0438-0439
 YEAR PUERTO RICANS FIRST ENTERED THE
 SCHOOL

CATEGORY LABEL	ABSOLUTE
CODE	FREQ
1.	7
2.	16
3.	37
4.	41
5.	54
6.	152
7.	708
98.	250
99.	53
TOTAL	1318

CATEGORY LABEL ABSOLUTE
 THIS YEAR 1. 7
 WITHIN LAST 2 YEARS 2. 16
 3-5 YEARS AGO 3. 37
 6-10 YEARS AGO 4. 41
 OVER 10 YEARS AGO 5. 54
 ALWAYS INCLUDED GRP 6. 152
 NO STUDENTS IN GROUP 7. 708
 BLANK 98. 250
 LEGITSKP 99. 53

VARS 0149 SCH019G COLS 0444-0445
 YEAR WHITES FIRST ENTERED THE SCHOOL

CATEGORY LABEL	ABSOLUTE
CODE	FREQ
1.	10
2.	20
3.	36
4.	28
5.	17
6.	1055
7.	35
98.	64
99.	53
TOTAL	1318

CATEGORY LABEL ABSOLUTE
 THIS YEAR 1. 10
 WITHIN LAST 2 YEARS 2. 20
 3-5 YEARS AGO 3. 36
 6-10 YEARS AGO 4. 28
 OVER 10 YEARS AGO 5. 17
 ALWAYS INCLUDED GRP 6. 1055
 NO STUDENTS IN GROUP 7. 35
 BLANK 98. 64
 LEGITSKP 99. 53

VARS 0152 SCH020B COLS 0451-0453
 X STUDENTS CHILDREN OF SALES,
 CLEMICAL, SKILLED WORKERS

CATEGORY LABEL	ABSOLUTE
CODE	FREQ
0.	3
1-25X	503
26-50X	565
51-75X	61
76-100X	5
998.	48
999.	53
TOTAL	1318

CATEGORY LABEL ABSOLUTE
 0 0. 3
 1-25X 1-25X 503
 26-50X 26-50X 565
 51-75X 51-75X 61
 76-100X 76-100X 5
 998. 998. 48
 999. 999. 53

VARS 0147 SCH019E COLS 0440-0441
 YEAR OTHER LATIN AMERICANS FIRST
 ENTERED THE SCHOOL

CATEGORY LABEL	ABSOLUTE
CODE	FREQ
1.	13
2.	17
3.	46
4.	47
5.	60
6.	207
7.	629
98.	246
99.	53

CATEGORY LABEL ABSOLUTE
 THIS YEAR 1. 13
 WITHIN LAST 2 YEARS 2. 17
 3-5 YEARS AGO 3. 46
 6-10 YEARS AGO 4. 47
 OVER 10 YEARS AGO 5. 60
 ALWAYS INCLUDED GRP 6. 207
 NO STUDENTS IN GROUP 7. 629
 BLANK 98. 246
 LEGITSKP 99. 53

VARS 0150 SCH019H COLS 0446-0447
 YEAR OTHER ETHNIC GROUPS FIRST ENTERED
 THE SCHOOL

CATEGORY LABEL	ABSOLUTE
CODE	FREQ
1.	4
2.	6
3.	10

CATEGORY LABEL ABSOLUTE
 THIS YEAR 1. 4
 WITHIN LAST 2 YEARS 2. 6
 3-5 YEARS AGO 3. 10

VARS 0151 SCH020A COLS 0448-0450
 X STUDENTS CHILDREN OF PROFESSIONAL,
 MANAGERIAL WORKERS

CATEGORY LABEL	ABSOLUTE
CODE	FREQ
0.	13
885	885
225	225
78	78
16	16
48	48
53	53
TOTAL	1318

CATEGORY LABEL ABSOLUTE
 0. 0. 13
 885 885
 225 225
 78 78
 16 16
 48 48
 53 53

SCHOOL TAPE ITEM FREQUENCIES

VAR# 0153 SCH20C COLS 0454-0456
% STUDENTS WHO ARE CHILDREN OF BLUE
COLLAR WORKERS

CATEGORY LABEL	ABSOLUTE CODE FREQ
0	0.
1-25X	20
26-50X	507
51-75X	502
76-100X	157
BLANK	51
LEGITSKP	40
	998.
	999.
TOTAL	1310

VAR# 0154 SCH20D COLS 0457-0459
% STUDENTS WHO ARE CHILDREN OF FARM
WORKERS

CATEGORY LABEL	ABSOLUTE CODE FREQ
0	0.
1-25X	403
26-50X	564
51-75X	124
76-100X	34
BLANK	12
LEGITSKP	40
	998.
	999.
TOTAL	1310

VAR# 0155 SCH20E COLS 0460-0462
% STUDENTS WHO ARE CHILDREN OF OTHER
WORKERS

CATEGORY LABEL	ABSOLUTE CODE FREQ
0	0.
1-25X	401
26-50X	652
51-75X	71
76-100X	7
BLANK	6
LEGITSKP	40
	998.
	999.
TOTAL	1310

VAR# 0156 SCH21 COLS 0463-0466
NUMBER OF STUDENTS IN THE 1970-71
GRADUATING CLASS

CATEGORY LABEL	ABSOLUTE CODE FREQ
0	0.
1-500	4
501-1000	930
1001-1500	207
BLANK	10
LEGITSKP	34
	9998.
	9999.
TOTAL	1310

VAR# 0157 SCH22 COLS 0467-0468
% OF 1971 GRADUATES NUM IN 2- OR 4-
YEAR COLLEGE

CATEGORY LABEL	ABSOLUTE CODE FREQ
NONE	0.
1-9X	3
10-19X	1.
20-29X	26
30-39X	64
40-49X	3.
50-59X	147
60-69X	4.
70-79X	242
80-89X	5.
90-99X	236
ALL	6.
BLANK	191
LEGITSKP	7.
	165
	103
	19
	55
	10.
	11.
	3
	98.
	11
	99.
	53
TOTAL	1310

VAR# 0158 SCH23 COLS 0469-0470
% OF 1971 GRADUATES IN OTHER POST-HS
EDUCATION

CATEGORY LABEL	ABSOLUTE CODE FREQ
NONE	0.
1-9X	23
10-19X	1.
20-29X	506
30-39X	478
40-49X	3.
50-59X	143
	4.
	50
	5.
	25
	6.
	15

(CONT.) 0158 SCH23 COLS 0469-0470

60-69X	7.
70-79X	6.
80-89X	9.
90-99X	1.
BLANK	13
LEGITSKP	94.
	53
TOTAL	1310

VAR# 0159 SCH24 COLS 0471-0472
NUMBER OF COLLEGES SPENDING
REPRESENTATIVES

CATEGORY LABEL	ABSOLUTE CODE FREQ
NONE	0.
1 OR 2	13
3-5	1.
6-10	20
11-20	2.
21 OR MORE	99
BLANK	3.
LEGITSKP	175
	4.
	304
	5.
	651
	98.
	3
	99.
	53
TOTAL	1310

VAR# 0160 SCH25A COLS 0473-0474
OFFER COLLEGE BOARD ADVANCED PLACEMENT
COURSES

CATEGORY LABEL	ABSOLUTE CODE FREQ
YES	1.
NO	348
BLANK	2.
LEGITSKP	781
	98.
	136
	99.
	51
TOTAL	1310

STATISTICS RESEARCH DIVISION RESEARCH TRIANGLE INSTITUTE
 SCHOOL TAPE ITEM FREQUENCIES

VAR# 0161 SCH0250 CULS 0475-0476
 SCHOOL OFFERS OWN ADVANCED COURSES

ABSOLUTE	
CODE	FREQ
1.	487
2.	601
98.	177
99.	53
TOTAL 1318	

VAR# 0165 SCH0260 CULS 0483-0484
 HS PARTICIPATES IN NEIGHBORHOOD YOUTH CORPS

ABSOLUTE	
CODE	FREQ
1.	842
2.	337
98.	36
99.	53
TOTAL 1318	

(CONT.) 0166 SCH0266 CULS 0489-0490

ABSOLUTE	
CODE	FREQ
1.	129
2.	922
98.	214
99.	53
TOTAL 1318	

VAR# 0162 SCH0250 CULS 0477-0478
 SPECIAL COURSES; INDIVIDUALS TAKE AP EXAMS

ABSOLUTE	
CODE	FREQ
1.	645
2.	454
98.	166
99.	53
TOTAL 1318	

VAR# 0166 SCH0260 CULS 0485-0486
 HS IN ELEM & SEC ED ACT LOW-INCOME FAMILY PROG

ABSOLUTE	
CODE	FREQ
1.	746
2.	423
98.	96
99.	53
TOTAL 1318	

VAR# 0170 SCH0266 CULS 0493-0494
 HS IN ELEM & SEC ED ACT UNDER GENHL PROVISIONS

ABSOLUTE	
CODE	FREQ
1.	176
2.	839
98.	250
99.	53
TOTAL 1318	

VAR# 0163 SCH0250 CULS 0479-0480
 STUDENTS MAY TAKE COLLEGE COURSES WHILE IN HS

ABSOLUTE	
CODE	FREQ
1.	819
2.	333
98.	113
99.	53
TOTAL 1318	

VAR# 0167 SCH0260 CULS 0487-0488
 HS IN ELEM & SEC ED ACT SUPPLEMENTARY CENTERS

ABSOLUTE	
CODE	FREQ
1.	661
2.	462
98.	142
99.	53
TOTAL 1318	

VAR# 0171 SCH0266 CULS 0495-0496
 HS PART. IN VOC ED ACT PHOENI STATE VOCATIONAL PD

ABSOLUTE	
CODE	FREQ
1.	847
2.	293
98.	125
99.	53
TOTAL 1318	

VAR# 0164 SCH0266 CULS 0481-0482
 HS PARTICIPATES IN UPWARD BOUND

ABSOLUTE	
CODE	FREQ
1.	370
2.	792
98.	103
99.	53
TOTAL 1318	

VAR# 0168 SCH0266 CULS 0489-0490
 HS IN ELEM & SEC ED ACT PD, OF HANDICAPPED PROG

ABSOLUTE	
CODE	FREQ
1.	440
2.	645
98.	140
99.	53
TOTAL 1318	

VAR# 0171 SCH0266 CULS 0495-0496
 HS PART. IN VOC ED ACT PHOENI STATE VOCATIONAL PD

ABSOLUTE	
CODE	FREQ
1.	847
2.	293
98.	125
99.	53
TOTAL 1318	

SCHOOL TAPE ITEM FREQUENCIES

VAR# 0172 SCH0261 CULS 0097-0098
HS PART, IN VOC ED ACT PROG: EXHPLARY
PROGRAMS

CATEGORY LABEL	ABSOLUTE	CODE	FREQ
SCHOOL PARTICIPATES	1.	234	
SCH NOT PARTICIPATE	2.	796	
BLANK	98.	235	
LEGITSKP	99.	53	
TOTAL	1310		

VAR# 0173 SCH026J CULS 0099-0200
HS PART, IN VOC ED ACT
PROG:INSURER/HOMEMAKING

CATEGORY LABEL	ABSOLUTE	CODE	FREQ
SCHOOL PARTICIPATES	1.	646	
SCH NOT PARTICIPATE	2.	451	
BLANK	98.	168	
LEGITSKP	99.	53	
TOTAL	1310		

VAR# 0174 SCH02AK CULS 0501-0502
HS PART, IN VOC ED ACT PROG:
COMPERATIVE VOC ED

CATEGORY LABEL	ABSOLUTE	CODE	FREQ
SCHOOL PARTICIPATES	1.	599	
SCH NOT PARTICIPATE	2.	500	
BLANK	98.	166	
LEGITSKP	99.	53	
TOTAL	1310		

VAR# 0175 SCH026L CULS 0503-0504
HS PART, IN VOC ED ACT PROG:
WORK-STUDY PROGRAM

CATEGORY LABEL	ABSOLUTE	CODE	FREQ
SCHOOL PARTICIPATES	1.	546	
SCH NOT PARTICIPATE	2.	560	
BLANK	98.	155	
LEGITSKP	99.	53	

(CONT.) 0175 SCH026L CULS 0503-0504

TOTAL 1310

VAR# 0176 SCH027 CULS 0505-0508
NUMBER OF FULL TIME CLASSROOM TEACHERS

CATEGORY LABEL	ABSOLUTE	CODE	FREQ
1-50	514		
51-100	512		
101-200	211		
201-300	13		
401-500	1		
BLANK	9996.	10	
LEGITSKP	9999.	53	
TOTAL	1310		

VAR# 0177 SCH02R CULS 0509-0510
% OF FULL TIME TEACHERS LEAVING SINCE
1970-71

CATEGORY LABEL	ABSOLUTE	CODE	FREQ
LESS THAN 5%	1.	594	
5-9%	2.	253	
10-14%	3.	166	
15-19%	4.	97	
20-29%	5.	88	
30-49%	6.	46	
50% OR MORE	7.	14	
BLANK	98.	7	
LEGITSKP	99.	53	
TOTAL	1310		

VAR# 0178 SCH029 CULS 0511-0512
% OF FULL TIME TEACHERS WHO ARE MEN

CATEGORY LABEL	ABSOLUTE	CODE	FREQ
LESS THAN 10%	1.	26	
10-29%	2.	63	
30-49%	3.	373	
50-69%	4.	434	
70-89%	5.	140	
90% OR MORE	6.	25	

(CONT.) 0178 SCH029 CULS 0511-0512
BLANK 98. 4
LEGITSKP 99. 53

TOTAL 1310

VAR# 0179 SCH030 CULS 0513-0514
% OF FULL TIME TEACHERS WITH MASTERS
OR DOCTORATES

CATEGORY LABEL	ABSOLUTE	CODE	FREQ
LESS THAN 10%	1.	74	
10-29%	2.	348	
30-49%	3.	452	
50-69%	4.	256	
70-89%	5.	84	
90% OR MORE	6.	30	
BLANK	98.	11	
LEGITSKP	99.	53	
TOTAL	1310		

VAR# 0180 SCH031 CULS 0515-0516
NUMBER OF FULL TIME COUNSELORS

CATEGORY LABEL	ABSOLUTE	CODE	FREQ
NONE	0.	26	
ONE,LT FULL-TIME	1.	66	
TWO, FULL-TIME	2.	214	
THREE	3.	147	
FOUR	4.	195	
FIVE	5.	153	
SIX	6.	134	
SEVEN OR MORE	7.	109	
BLANK	98.	10	
LEGITSKP	99.	53	
TOTAL	1310		

SCHOOL TAPE ITEM FREQUENCIES

VAR# 0181 SCH032 CULS 0517-0518
 INTEREST INVENTORIES TO SR CLASS IN
 LAST 5 YRS7

CATEGORY LABEL	ABSOLUTE
YES	755
NO	505
BLANK	5
LEGITSKP	53
TOTAL	1318

(CONT.) 0184 SCH033C CULS 0523-0524

CATEGORY LABEL	ABSOLUTE
IS PROVIDED	1059
IS NOT PROVIDED	124
BLANK	82
LEGITSKP	53
TOTAL	1318

VAR# 0188 SCH035A CULS 0531-0532
 STUDENT ACCESS TO LIBRARY REGULAR
 SCHOOL HOURS

CATEGORY LABEL	ABSOLUTE
HAVE ACCESS	1253
DO NOT HAVE ACCESS	5
BLANK	7
LEGITSKP	53
TOTAL	1318

VAR# 0182 SCH033A CULS 0519-0520
 MENTAL HEALTH HELPI FULL-TIME
 PSYCHOLOGIST

CATEGORY LABEL	ABSOLUTE
IS PROVIDED	162
IS NOT PROVIDED	876
BLANK	227
LEGITSKP	53
TOTAL	1318

VAR# 0186 SCH033E CULS 0527-0528
 MENTAL HEALTH HELPI NINER PROVISIONS

CATEGORY LABEL	ABSOLUTE
IS PROVIDED	191
IS NOT PROVIDED	266
BLANK	808
LEGITSKP	53
TOTAL	1318

VAR# 0189 SCH035H CULS 0533-0534
 STUDENT ACCESS TO LIBRARY LUNCH
 PERIODS

CATEGORY LABEL	ABSOLUTE
HAVE ACCESS	1127
DO NOT HAVE ACCESS	91
BLANK	47
LEGITSKP	53
TOTAL	1318

VAR# 0183 SCH033H CULS 0521-0522
 MENTAL HEALTH HELPI PART-TIME
 PSYCHOLOGIST

CATEGORY LABEL	ABSOLUTE
IS PROVIDED	590
IS NOT PROVIDED	485
BLANK	190
LEGITSKP	53
TOTAL	1318

VAR# 0187 SCH034 CULS 0529-0530
 NUMBER OF CATALOGUED VOLUMES IN THE
 SCHOOL LIBRARY

CATEGORY LABEL	ABSOLUTE
NO LIBRARY	5
LESS THAN 2500	22
2500-4999	106
5000-7499	195
7500-9999	202
10000-14999	337
15000 OR MORE	381
BLANK	17
LEGITSKP	53
TOTAL	1318

VAR# 0190 SCH035C CULS 0535-0536
 STUDENT ACCESS TO LIBRARY BEFORE
 SCHOOL--MORN

CATEGORY LABEL	ABSOLUTE
HAVE ACCESS	1106
DO NOT HAVE ACCESS	117
BLANK	42
LEGITSKP	53
TOTAL	1318

VAR# 0184 SCH033C CULS 0523-0524
 MENTAL HEALTH HELPI COUNSELOR W/ PSYCH
 TRAINING

CATEGORY LABEL	ABSOLUTE
IS PROVIDED	518
IS NOT PROVIDED	542
BLANK	205
LEGITSKP	53

SCHOOL TAPE ITEM FREQUENCIES

VAR# 0191 SCH0350 COLS 0537-0538
STUDENT ACCESS TO LIBRARY AFTER
SCHOOL-AFT'NOON

CATEGORY LABEL	ABSOLUTE CODE FREQ
HAVE ACCESS	1. 1060
DO NOT HAVE ACCESS	2. 160
BLANK	98. 45
LEGITSKP	99. 53
TOTAL	1310

VAR# 0192 SCH0352 COLS 0539-0540
STUDENT ACCESS TO LIBRARY AFTER
SCHOOL--NIGHT

CATEGORY LABEL	ABSOLUTE CODE FREQ
HAVE ACCESS	1. 118
DO NOT HAVE ACCESS	2. 1030
BLANK	98. 117
LEGITSKP	99. 53
TOTAL	1310

VAR# 0193 SCH035F COLS 0541-0542
STUDENT ACCESS TO LIBRARY WEEKENDS

CATEGORY LABEL	ABSOLUTE CODE FREQ
HAVE ACCESS	1. 19
DO NOT HAVE ACCESS	2. 1117
BLANK	98. 129
LEGITSKP	99. 53
TOTAL	1310

VAR# 0194 SCH036 COLS 0543-0544
CLASS HOURS AVERAGE STUDENT HAS FOR
LIBRARY USE

CATEGORY LABEL	ABSOLUTE CODE FREQ
ONE	0. 161
LESS THAN ONE HOUR	1. 92
ONE HOUR	2. 195
TWO HOURS	3. 129
THREE HOURS	4. 103

(CONT.) 0194 SCH036 COLS 0543-0544

CATEGORY LABEL	ABSOLUTE CODE FREQ
FOUR HOURS	5. 101
FIVE HOURS	6. 293
SIX HOURS OR MORE	7. 181
BLANK	98. 10
LEGITSKP	99. 53
TOTAL	1310

VAR# 0195 SCH037A COLS 0545-0546
IS A COURSE OFFERED IN GENRL SCIENCE?

CATEGORY LABEL	ABSOLUTE CODE FREQ
YES	1. 231
XNO	2. 925
BLANK	98. 62
LEGITSKP	99. 47
TOTAL	1310

VAR# 0196 SCH037H COLS 0547-0548
IS A COURSE OFFERED IN BIOLOGY?

CATEGORY LABEL	ABSOLUTE CODE FREQ
YES	1. 19
XNO	2. 1202
BLANK	98. 20
LEGITSKP	99. 24
TOTAL	1310

VAR# 0197 SCH037C COLS 0549-0550
IS A COURSE OFFERED IN CHEMISTRY?

CATEGORY LABEL	ABSOLUTE CODE FREQ
YES	1. 22
XNO	2. 1196
BLANK	98. 22
LEGITSKP	99. 25
TOTAL	1310

VAR# 0198 SCH037D COLS 0551-0552
IS A COURSE OFFERED IN PHYSICS?

CATEGORY LABEL	ABSOLUTE CODE FREQ
YES	1. 40
XNO	2. 1154
BLANK	98. 36
LEGITSKP	99. 30
TOTAL	1310

VAR# 0199 SCH037E COLS 0553-0554
IS A COURSE OFFERED IN FOREIGN LANG

CATEGORY LABEL	ABSOLUTE CODE FREQ
YES	1. 50
XNO	2. 1196
BLANK	98. 36
LEGITSKP	99. 33
TOTAL	1310

VAR# 0200 SCH037F COLS 0555-0556
IS A COURSE OFFERED IN AGRICULTURE?

CATEGORY LABEL	ABSOLUTE CODE FREQ
YES	1. 509
XNO	2. 841
BLANK	98. 221
LEGITSKP	99. 40
TOTAL	1310

STATISTICS RESEARCH DIVISION
 RESEARCH TRIANGLE INSTITUTE
 SCHOOL TAPE ITEM FREQUENCIES

VAR# 0208 SCH037M CULS 0571-0572
 LAB OR SHDP FACILITIES FOR CHEMISTRY

CATEGORY LABEL	ABSOLUTE
NO	41
YES	1177
BLANK	25
LEGITSKP	75
TOTAL	1318

(CONT.) 0204 SCH037J CULS 0563-0564

CATEGORY LABEL	ABSOLUTE
NO	150
YES	965
BLANK	81
LEGITSKP	69
TOTAL	1318

VAR# 0205 SCH037K CULS 0565-0566
 IS A COURSE OFFERED IN TRADE/IND, UCC?

CATEGORY LABEL	ABSOLUTE
NO	150
YES	965
BLANK	81
LEGITSKP	69
TOTAL	1318

VAR# 0206 SCH037L CULS 0567-0568
 LAB OR SHDP FACILITIES FOR GEN SCIENCE?

CATEGORY LABEL	ABSOLUTE
NO	213
YES	770
BLANK	51
LEGITSKP	284
TOTAL	1318

VAR# 0207 SCH037M CULS 0569-0570
 LAB OR SHDP FACILITIES FOR BIOLOGY?

CATEGORY LABEL	ABSOLUTE
NO	52
YES	1167
BLANK	27
LEGITSKP	72
TOTAL	1318

VAR# 0201 SCH037G CULS 0557-0558
 IS A COURSE OFFERED IN BUS/COMMERCIAL?

CATEGORY LABEL	ABSOLUTE
NO	36
YES	1165
BLANK	22
LEGITSKP	42
TOTAL	1318

VAR# 0202 SCH037H CULS 0559-0560
 IS A COURSE OFFERED IN DISTRIB. ED?

CATEGORY LABEL	ABSOLUTE
NO	328
YES	710
BLANK	150
LEGITSKP	77
TOTAL	1318

VAR# 0203 SCH037I CULS 0561-0562
 IS A COURSE OFFERED IN HEALTH OCCUP?

CATEGORY LABEL	ABSOLUTE
NO	555
YES	347
BLANK	248
LEGITSKP	119
TOTAL	1318

VAR# 0204 SCH037J CULS 0563-0564
 IS A COURSE OFFERED IN HOME EC?

CATEGORY LABEL	ABSOLUTE
NO	60
YES	1126
BLANK	31
LEGITSKP	48
TOTAL	1318

VAR# 0209 SCH037D CULS 0573-0574
 LAB OR SHDP FACILITIES FOR PHYSICS?

CATEGORY LABEL	ABSOLUTE
NO	80
YES	1114
BLANK	51
LEGITSKP	93
TOTAL	1318

VAR# 0210 SCH037P CULS 0575-0576
 LAB OR SHDP FACILITIES FOR FOREIGN LANG?

CATEGORY LABEL	ABSOLUTE
NO	310
YES	862
BLANK	43
LEGITSKP	103
TOTAL	1318

SCHOOL TAPE ITEM FREQUENCIES

VAR# 0211 SCHQ370 CULS 0577-0578
LAB OR SHOP FACILITIES FOR AGRICULTURE?

CATEGORY LABEL	ABSOLUTE
CODE	FREQ
NO	237
YES	425
BLANK	94
LEGITSKP	562
TOTAL	1318

(CONT.) 0214 SCHQ371 CULS 0583-0584

CATEGORY LABEL	ABSOLUTE
CODE	FREQ
NO	47
YES	1111
BLANK	47
LEGITSKP	113
TOTAL	1318

VAR# 0215 SCHQ370 CULS 0585-0586
LAB OR SHOP FACILITIES FOR HOME EC?

CATEGORY LABEL	ABSOLUTE
CODE	FREQ
NO	47
YES	1111
BLANK	47
LEGITSKP	113
TOTAL	1318

VAR# 0212 SCHQ37R CULS 0579-0580
LAB OR SHOP FACILITIES FOR BUS/COMMERCIAL?

CATEGORY LABEL	ABSOLUTE
CODE	FREQ
NO	53
YES	1135
BLANK	41
LEGITSKP	89
TOTAL	1318

VAR# 0213 SCHQ37S CULS 0581-0582
LAB OR SHOP FACILITIES FOR DISTRIB. ED?

CATEGORY LABEL	ABSOLUTE
CODE	FREQ
NO	283
YES	573
BLANK	81
LEGITSKP	381
TOTAL	1318

VAR# 0214 SCHQ37T CULS 0583-0584
LAB OR SHOP FACILITIES FOR HEALTH OCCUP?

CATEGORY LABEL	ABSOLUTE
CODE	FREQ
NO	306
YES	284
BLANK	120
LEGITSKP	608

VAR# 0218 SCHQ38U CULS 0591-0592
ADEQUACY IN # OF LAB UNITS FOR BIOLOGY

CATEGORY LABEL	ABSOLUTE
CODE	FREQ
NO COURSE OFFERED	0
VERY ADEQUATE	1
ADEQUATE	2
INADEQUATE	3
BLANK	29
LEGITSKP	53
TOTAL	1318

VAR# 0219 SCHQ38C CULS 0593-0594
ADEQUACY IN # OF LAB UNITS FOR CHEMISTRY

CATEGORY LABEL	ABSOLUTE
CODE	FREQ
NO COURSE OFFERED	0
VERY ADEQUATE	1
ADEQUATE	2
INADEQUATE	3
BLANK	24
LEGITSKP	53
TOTAL	1318

VAR# 0220 SCHQ38D CULS 0595-0596
ADEQUACY IN # OF LAB UNITS FOR PHYSICS

CATEGORY LABEL	ABSOLUTE
CODE	FREQ
NO COURSE OFFERED	0
VERY ADEQUATE	1
ADEQUATE	2
INADEQUATE	3
BLANK	34
LEGITSKP	53
TOTAL	1318

STATISTICS RESEARCH DIVISION RESEARCH TRIANGLE INSTITUTE
SCHOOL TAPE ITEM FREQUENCIES

VAR# 0221 SCH039E CULS 0597-0598
ADEQUACY IN # OF LAB UNITS FOR FOREIGN LANGUAGES.

CATEGORY LABEL	ABSOLUTE FREQ
NO COURSE OFFERED	0.
VERY ADEQUATE	1.
ADEQUATE	2.
INADEQUATE	3.
BLANK	98.
LEGITSKP	99.
TOTAL	1318

VAR# 0224 SCH039H CULS 0603-0604
ADEQUACY IN # OF LAB UNITS FOR DISTRIBUTIVE EDUC.

CATEGORY LABEL	ABSOLUTE FREQ
NO COURSE OFFERED	0.
VERY ADEQUATE	1.
ADEQUATE	2.
INADEQUATE	3.
BLANK	98.
LEGITSKP	99.
TOTAL	1318

VAR# 0227 SCH039K CULS 0609-0610
ADEQUACY IN # OF LAB UNITS FOR TRADE/INDUSTRIAL OCC

CATEGORY LABEL	ABSOLUTE FREQ
NO COURSE OFFERED	0.
VERY ADEQUATE	1.
ADEQUATE	2.
INADEQUATE	3.
BLANK	98.
LEGITSKP	99.
TOTAL	1318

VAR# 0222 SCH039F CULS 0599-0600
ADEQUACY IN # OF LAB UNITS FOR AGRICULTURE

CATEGORY LABEL	ABSOLUTE FREQ
NO COURSE OFFERED	0.
VERY ADEQUATE	1.
ADEQUATE	2.
INADEQUATE	3.
BLANK	98.
LEGITSKP	99.
TOTAL	1318

VAR# 0225 SCH039I CULS 0605-0606
ADEQUACY IN # OF LAB UNITS FOR HEALTH OCCUPATIONS

CATEGORY LABEL	ABSOLUTE FREQ
NO COURSE OFFERED	0.
VERY ADEQUATE	1.
ADEQUATE	2.
INADEQUATE	3.
BLANK	98.
LEGITSKP	99.
TOTAL	1318

VAR# 0228 SCH039L CULS 0611-0612
ADEQ. IN QUALITY OF LAB UNITS: GENERAL SCIENCE

CATEGORY LABEL	ABSOLUTE FREQ
VERY ADEQUATE	1.
ADEQUATE	2.
INADEQUATE	3.
BLANK	98.
LEGITSKP	99.
TOTAL	1318

VAR# 0223 SCH039G CULS 0601-0602
ADEQUACY IN # OF LAB UNITS FOR BUSINESS/COMMERCIAL

CATEGORY LABEL	ABSOLUTE FREQ
NO COURSE OFFERED	0.
VERY ADEQUATE	1.
ADEQUATE	2.
INADEQUATE	3.
BLANK	98.
LEGITSKP	99.
TOTAL	1318

VAR# 0226 SCH039J CULS 0607-0608
ADEQUACY IN # OF LAB UNITS FOR HOME ECONOMICS

CATEGORY LABEL	ABSOLUTE FREQ
NO COURSE OFFERED	0.
VERY ADEQUATE	1.
ADEQUATE	2.
INADEQUATE	3.
BLANK	98.
LEGITSKP	99.
TOTAL	1318

VAR# 0229 SCH039M CULS 0613-0614
ADEQ. IN QUALITY OF LAB UNITS: BIOLOGY

CATEGORY LABEL	ABSOLUTE FREQ
VERY ADEQUATE	1.
ADEQUATE	2.
INADEQUATE	3.
BLANK	98.
LEGITSKP	99.
TOTAL	1318

SCHOOL TAPE ITEM FREQUENCIES

VAR# 0230 SCHQ38W CULS 0615-0616
ADEQ. IN QUALITY OF LAB UNITS:
CHEMISTRY

CATEGORY LABEL	ABSOLUTE CODE FREQ
VERY ADEQUATE	1. 418
ADEQUATE	2. 677
INADEQUATE	3. 96
BLANK	98. 57
LEGITSKP	99. 70
TOTAL	1318

VAR# 0231 SCHQ38U CULS 0617-0618
ADEQ. IN QUALITY OF LAB UNITS:
PHYSICS

CATEGORY LABEL	ABSOLUTE CODE FREQ
VERY ADEQUATE	1. 385
ADEQUATE	2. 637
INADEQUATE	3. 126
BLANK	98. 70
LEGITSKP	99. 100
TOTAL	1318

VAR# 0232 SCHQ38P CULS 0619-0620
ADEQ. IN QUALITY OF LAB UNITS:
FOREIGN LANGUAGES

CATEGORY LABEL	ABSOLUTE CODE FREQ
VERY ADEQUATE	1. 357
ADEQUATE	2. 481
INADEQUATE	3. 230
BLANK	98. 149
LEGITSKP	99. 101
TOTAL	1318

VAR# 0233 SCHQ38Q CULS 0621-0622
ADEQ. IN QUALITY OF LAB UNITS:
AGRICULTURE

CATEGORY LABEL	ABSOLUTE CODE FREQ
VERY ADEQUATE	1. 143
ADEQUATE	2. 252

(CONT.) 0233 SCHQ38U CULS 0621-0622
INADEQUATE 3. 57
BLANK 98. 122
LEGITSKP 99. 744
TOTAL 1318

VAR# 0234 SCHQ38R CULS 0623-0624
ADEQ. IN QUALITY OF LAB UNITS:
BUS/COMMERCIAL

CATEGORY LABEL	ABSOLUTE CODE FREQ
VERY ADEQUATE	1. 496
ADEQUATE	2. 588
INADEQUATE	3. 73
BLANK	98. 78
LEGITSKP	99. 83
TOTAL	1318

VAR# 0235 SCHQ38S CULS 0625-0626
ADEQ. IN QUALITY OF LAB UNITS:
DISTRIBUTIVE EDUC.

CATEGORY LABEL	ABSOLUTE CODE FREQ
VERY ADEQUATE	1. 225
ADEQUATE	2. 359
INADEQUATE	3. 118
BLANK	98. 136
LEGITSKP	99. 480
TOTAL	1318

VAR# 0236 SCHQ38T CULS 0627-0628
ADEQ. IN QUALITY OF LAB UNITS:
HEALTH OCCUPATIONS

CATEGORY LABEL	ABSOLUTE CODE FREQ
VERY ADEQUATE	1. 137
ADEQUATE	2. 173
INADEQUATE	3. 62
BLANK	98. 158
LEGITSKP	99. 788
TOTAL	1318

VAR# 0237 SCHQ38U CULS 0629-0630
ADEQ. IN QUALITY OF LAB UNITS:
HOME ECONOMICS

CATEGORY LABEL	ABSOLUTE CODE FREQ
VERY ADEQUATE	1. 424
ADEQUATE	2. 608
INADEQUATE	3. 90
BLANK	98. 78
LEGITSKP	99. 118
TOTAL	1318

VAR# 0238 SCHQ38V CULS 0631-0632
ADEQ. IN QUALITY OF LAB UNITS:
TRADE/IND OCC

CATEGORY LABEL	ABSOLUTE CODE FREQ
VERY ADEQUATE	1. 353
ADEQUATE	2. 475
INADEQUATE	3. 159
BLANK	98. 106
LEGITSKP	99. 245
TOTAL	1318

VAR# 0239 SCHQ39 CULS 0633-0634
AGE OF MAIN BUILDING IN SCHOOL PLANT

CATEGORY LABEL	ABSOLUTE CODE FREQ
LESS THAN 1 YEAR OLD	1. 18
1-4 YEARS OLD	2. 87
5-9 YEARS OLD	3. 224
10-19 YEARS OLD	4. 449
20-29 YEARS OLD	5. 108
30-39 YEARS OLD	6. 97
40-49 YEARS OLD	7. 148
50 YEARS OR OLDER	8. 119
BLANK	98. 15
LEGITSKP	99. 53
TOTAL	1318

STATISTICS RESEARCH DIVISION
 RESEARCH TRIANGLE INSTITUTE
 SCHOOL TAPE ITEM FREQUENCIES

VAR# 0240 SCH040
 LOCATION OF SCHOOL

VAR# 0243 SCH043 CULS 0643-0645
 # OF MILES TO NEAREST 4-YEAR COLLEGE
 OR UNIVERSITY

VAR# 0246 SCH046 CULS 0652-0654
 X COUNSELOR'S TIME SPENT IN CONFERENCES
 WITH PARENTS

CATEGORY LABEL	ABSOLUTE
0	27
1-25	887
26-50	193
51-100	89
101-200	17
201-300	1
BLANK	51
LEGITSKP	53
TOTAL	1318

CATEGORY LABEL	ABSOLUTE
0	27
1-25	887
26-50	193
51-100	89
101-200	17
201-300	1
BLANK	51
LEGITSKP	53
TOTAL	1318

CATEGORY LABEL	ABSOLUTE
0	27
1-25	887
26-50	193
51-100	89
101-200	17
201-300	1
BLANK	51
LEGITSKP	53
TOTAL	1318

VAR# 0244 SCH044 CULS 0646-0648
 X COUNSELOR'S TIME SPENT IN CONFERENCES
 WITH INDIVIDUALS

VAR# 0247 CN1001D CULS 0655-0657
 X CNLSR'S TIME CONFER W/ TEACHERS,
 OTHER SCHL PERSONNEL

VAR# 0248 CN1001E CULS 0658-0660
 X CNLSR'S TIME SPENT ON RECORD KEEPING
 AND CLERICAL WORK

CATEGORY LABEL	ABSOLUTE
0	201
1-25	617
26-50	219
51-75	17
76-100	3
BLANK	261
LEGITSKP	---
TOTAL	1318

CATEGORY LABEL	ABSOLUTE
0	201
1-25	617
26-50	219
51-75	17
76-100	3
BLANK	261
LEGITSKP	---
TOTAL	1318

CATEGORY LABEL	ABSOLUTE
0	201
1-25	617
26-50	219
51-75	17
76-100	3
BLANK	261
LEGITSKP	---
TOTAL	1318

VAR# 0242 SCH042 CULS 0640-0642
 MILES TO NEAREST
 VOCATIONAL/TECHNICAL/TRADE/BUSINESS SCH

VAR# 0245 CN1001B CULS 0649-0651
 X COUNSELOR'S TIME SPENT IN CONFERENCES
 WITH GROUPS

VAR# 0248 CN1001E CULS 0658-0660
 X CNLSR'S TIME SPENT ON RECORD KEEPING
 AND CLERICAL WORK

CATEGORY LABEL	ABSOLUTE
0	20
1-25	149
26-50	53
51-100	7
101-200	2
201-300	63
BLANK	51
LEGITSKP	---
TOTAL	1318

CATEGORY LABEL	ABSOLUTE
0	20
1-25	149
26-50	53
51-100	7
101-200	2
201-300	63
BLANK	51
LEGITSKP	---
TOTAL	1318

CATEGORY LABEL	ABSOLUTE
0	20
1-25	149
26-50	53
51-100	7
101-200	2
201-300	63
BLANK	51
LEGITSKP	---
TOTAL	1318

CATEGORY LABEL	ABSOLUTE
0	22
1-25	998
26-50	261
51-75	---
76-100	---
BLANK	---
LEGITSKP	---
TOTAL	1318

CATEGORY LABEL	ABSOLUTE
0	22
1-25	998
26-50	261
51-75	---
76-100	---
BLANK	---
LEGITSKP	---
TOTAL	1318

CATEGORY LABEL	ABSOLUTE
0	22
1-25	998
26-50	261
51-75	---
76-100	---
BLANK	---
LEGITSKP	---
TOTAL	1318

VAR# 0249 CM1001F CULS 0661-0663
 X COUNSELOR'S TIME SPENT ON
 COMMUNITY/AGENCY CONTACTS

CATEGORY LABEL	ABSOLUTE CODE FREQ
0X	0. 136
1-25X	916
26-50X	1
51-75X	1
BLANK	998. 3
LEGITSKP	999. 261
TOTAL	1318

VAR# 0252 CM1002A CULS 0670-0672
 X CNSLR'S TIME W/ STUD SPENIT
 CAREER/VOCATIONAL/JOB HELP

CATEGORY LABEL	ABSOLUTE CODE FREQ
0X	0. 22
1-25X	925
26-50X	88
51-75X	17
76-100X	2
BLANK	998. 3
LEGITSKP	999. 261
TOTAL	1318

VAR# 0255 CM1002U CULS 0679-0681
 X CNSLR'S TIME W/ STUD SPENIT
 ATTENDANCE AND DISCIPLINE

CATEGORY LABEL	ABSOLUTE CODE FREQ
0X	0. 390
1-25X	628
26-50X	33
51-75X	3
BLANK	998. 3
LEGITSKP	999. 261
TOTAL	1318

VAR# 0250 CM1001G CULS 0664-0666
 X COUNSELOR'S TIME SPENT IN
 PROFESSIONAL MEETINGS

CATEGORY LABEL	ABSOLUTE CODE FREQ
0X	0. 86
1-25X	960
BLANK	998. 3
LEGITSKP	999. 261
TOTAL	1318

VAR# 0253 CM1002B CULS 0674-0675
 X CNSLR'S TIME W/ STUD SPENIT COLLEGE
 ENTRANCE

CATEGORY LABEL	ABSOLUTE CODE FREQ
0X	0. 25
1-25X	660
26-50X	301
51-75X	44
76-100X	9
BLANK	998. 3
LEGITSKP	999. 261
TOTAL	1318

VAR# 0256 CM1002E CULS 0682-0684
 X CNSLR'S TIME W/ STUD SPENIT PERSONAL
 OR FAMILY PROBLEM

CATEGORY LABEL	ABSOLUTE CODE FREQ
0X	0. 30
1-25X	899
26-50X	109
51-75X	14
76-100X	2
BLANK	998. 3
LEGITSKP	999. 261
TOTAL	1318

VAR# 0251 CM1001H CULS 0667-0669
 X COUNSELOR'S WORKING TIME SPENT ON
 OTHER THINGS

CATEGORY LABEL	ABSOLUTE CODE FREQ
0X	0. 782
1-25X	228
26-50X	30
51-75X	11
76-100X	3
BLANK	998. 3
LEGITSKP	999. 261
TOTAL	1318

VAR# 0254 CM1002C CULS 0676-0678
 X CNSLR'S TIME W/ STUD SPENIT PUST-HS
 FD, NOT 4-YR COLL

CATEGORY LABEL	ABSOLUTE CODE FREQ
0X	0. 69
1-25X	963
26-50X	22
BLANK	998. 3
LEGITSKP	999. 261
TOTAL	1318

VAR# 0257 CM1002F CULS 0685-0687
 X CNSLR'S TIME W/ STUD SPENIT M.S.
 ACADEMIC CHOICES

CATEGORY LABEL	ABSOLUTE CODE FREQ
0X	0. 30
1-25X	913
26-50X	100
51-75X	9
76-100X	2
BLANK	998. 3
LEGITSKP	999. 261
TOTAL	1318

STATISTICS RESEARCH DIVISION

RESEARCH TRIANGLE INSTITUTE

SCHOOL TAPE ITEM FREQUENCIES

VAR# 0258 CN1002H CULS 0688-0690
 X CNLSR'S TIME W/ STUD SPENT IN S.
 ACADEMIC PROBLEMS

CATEGORY LABEL	CODE	ABSOLUTE FREQ
0X	0.	23
1-25X	993	33
26-50X	37	57
76-100X	1	1
BLANK	998.	3
LEGITSKP	999.	261
TOTAL		1318

VAR# 0259 CN1002H CULS 0691-0693
 X CNLSR'S TIME W/ STUD SPENT OTHER

CATEGORY LABEL	CODE	ABSOLUTE FREQ
0X	0.	97
1-25X	942	8
26-50X	97	5
51-75X	2	3
76-100X	3	261
BLANK	998.	261
LEGITSKP	999.	261
TOTAL		1318

VAR# 0260 CN1003 CULS 0694-0695
 X NUMBER OF HOURS PER WEEK SPENT
 COUNSELING STUDENTS

CATEGORY LABEL	CODE	ABSOLUTE FREQ
LESS THAN 6 HRS A WK	1.	33
6-10 HOURS A WEEK	2.	81
11-15 HOURS A WEEK	3.	169
16-20 HOURS A WEEK	4.	241
21-25 HOURS A WEEK	5.	215
MORE THAN 25 HRS WK	6.	310
BLANK	98.	6
LEGITSKP	99.	261
TOTAL		1318

VAR# 0261 CN1004 CULS 0696-0697
 X NUMBER OF STUDENTS ASSIGNED FOR
 COUNSELLING

CATEGORY LABEL	CODE	ABSOLUTE FREQ
UNDER 50	1.	29
50-99	2.	13
100-199	3.	62
200-299	4.	138
300-399	5.	307
400-499	6.	267
500-599	7.	119
600-699	8.	49
700 OR MORE	9.	68
BLANK	98.	5
LEGITSKP	99.	261
TOTAL		1318

VAR# 0262 CN1005A CULS 0698-0699
 X NUMBER OF STUDENTS PER WEEK COUNSELLED
 INDIVIDUALLY

CATEGORY LABEL	CODE	ABSOLUTE FREQ
NONE	0.	1
SOME, FEWER THAN 10	1.	40
10-19	2.	114
20-29	3.	178
30-39	4.	202
40-49	5.	169
50-59	6.	149
60-69	7.	69
70 OR MORE	8.	118
BLANK	98.	17
LEGITSKP	99.	261
TOTAL		1318

VAR# 0263 CN1005B CULS 0700-0701
 X NUMBER OF STUDENTS PER WEEK COUNSELLED
 IN GROUPS

CATEGORY LABEL	CODE	ABSOLUTE FREQ
NONE	0.	65
SOME, FEWER THAN 10	1.	300
10-19	2.	185
20-29	3.	122
30-39	4.	88

(CONT.) 0263 CN1005H CULS 0700-0701

40-49	5.	43
50-59	6.	48
60-69	7.	20
70 OR MORE	8.	77
BLANK	98.	109
LEGITSKP	99.	261
TOTAL		1318

VAR# 0264 CN1006A CULS 0702-0703
 X CNLSR USED FOR JOB PLACEMENTS LOCAL
 EMPLOYERS

CATEGORY LABEL	CODE	ABSOLUTE FREQ
HAVE USED	1.	419
HAVE NOT USED	2.	589
BLANK	98.	49
LEGITSKP	99.	261
TOTAL		1318

VAR# 0265 CN1006H CULS 0704-0705
 X CNLSR USED FOR JOB PLACEMENTS HEARBY
 COMM EMPLOYERS

CATEGORY LABEL	CODE	ABSOLUTE FREQ
HAVE USED	1.	212
HAVE NOT USED	2.	787
BLANK	98.	58
LEGITSKP	99.	261
TOTAL		1318

STATISTICS RESEARCH DIVISION

RESEARCH TRIANGLE INSTITUTE

SCHOOL TAPE ITEM FREQUENCIES

VAR# 0266 CM1006C CULS 0706-0707
 CNLSR USED FOR JOB PLACEMENTS STATE
 EMPLOYMENT AGENCY

CATEGORY LABEL	ABSOLUTE
HAVE USED	1. 668
HAVE NOT USED	2. 352
BLANK	98. 37
LEGITSKP	99. 261
TOTAL	1318

VAR# 0267 CM1006D CULS 0709-0709
 CNLSR USED FOR JOB PLACEMENTS PRIVATE
 EMPLOYMENT AGENCY

CATEGORY LABEL	ABSOLUTE
HAVE USED	1. 248
HAVE NOT USED	2. 748
BLANK	98. 61
LEGITSKP	99. 261
TOTAL	1318

VAR# 0268 CM1006E CULS 0710-0711
 CNLSR USED FOR JOB PLACEMENTS REVIEW
 JAWI ADS

CATEGORY LABEL	ABSOLUTE
HAVE USED	1. 590
HAVE NOT USED	2. 416
BLANK	98. 51
LEGITSKP	99. 261
TOTAL	1318

VAR# 0269 CM1006F CULS 0712-0713
 CNLSR USED FOR JOB PLACEMENTS TEACH
 JOB-FINDING

CATEGORY LABEL	ABSOLUTE
HAVE USED	1. 1000
HAVE NOT USED	2. 3A
BLANK	98. 19
LEGITSKP	99. 261

(CONT.) 0269 CM1006F CULS 0712-0713

 TOTAL 1318

VAR# 0270 CM1006G CULS 0714-0715
 CNLSR USED FOR JOB PLACEMENTS ARRANGE
 INTERVIEWS

CATEGORY LABEL	ABSOLUTE
HAVE USED	1. 718
HAVE NOT USED	2. 296
BLANK	98. 43
LEGITSKP	99. 261
TOTAL	1318

VAR# 0271 CM1006H CULS 0716-0717
 CNLSR USED FOR JOB PLACEMENTS HELP
 FIND SUMMER JOBS

CATEGORY LABEL	ABSOLUTE
HAVE USED	1. 872
HAVE NOT USED	2. 153
BLANK	98. 32
LEGITSKP	99. 261
TOTAL	1318

VAR# 0272 CM1006I CULS 0718-0719
 CNLSR USED FOR JOB PLACEMENTS HELP GET
 9CL-YR JOBS

CATEGORY LABEL	ABSOLUTE
HAVE USED	1. 876
HAVE NOT USED	2. 153
BLANK	98. 29
LEGITSKP	99. 261
TOTAL	1318

VAR# 0273 CM1006J CULS 0720-0721
 CNLSR USED FOR JOB PLACEMENTS
 EX-STUDENT'S PROGRESS

CATEGORY LABEL	ABSOLUTE
HAVE USED	1. 624
HAVE NOT USED	2. 390
BLANK	98. 43
LEGITSKP	99. 261
TOTAL	1318

VAR# 0274 CM1006K CULS 0722-0723
 CNLSR USED FOR JOB PLACEMENTS SPLAK 1-J
 CIVIC GROUPS

CATEGORY LABEL	ABSOLUTE
HAVE USED	1. 181
HAVE NOT USED	2. 824
BLANK	98. 52
LEGITSKP	99. 261
TOTAL	1318

VAR# 0275 CM1006L CULS 0724-0725
 CNLSR USED FOR JOB PLACEMENTS CANVASS
 LABUR UNIONS

CATEGORY LABEL	ABSOLUTE
HAVE USED	1. 141
HAVE NOT USED	2. 866
BLANK	98. 50
LEGITSKP	99. 261
TOTAL	1318

STATISTICS RESEARCH DIVISION RESEARCH TRIANGLE INSTITUTE
SCHOOL TAPE ITEM FREQUENCIES

VAR# 0276 CN1006M COLS 0726-0727
CNLSR USED FOR JOB PLACEMENTS ARRANGE
APPRENTICESHP

CATEGORY LABEL	ABSOLUTE
HAVE USED	381
HAVE NOT USED	627
BLANK	49
LEGITSKP	261
TOTAL	1318

VAR# 0277 CN1006M COLS 0728-0729
CNLSR USED FOR JOB PLACEMENTS HELP
EX-STUD GET JOHN

CATEGORY LABEL	ABSOLUTE
HAVE USED	552
HAVE NOT USED	462
BLANK	43
LEGITSKP	261
TOTAL	1318

VAR# 0278 CN1007A COLS 0730-0731
CNLSR REC FOR FIN AID: COLLEGE OR
UNIVERSITY

CATEGORY LABEL	ABSOLUTE
HAVE USED	988
HAVE NOT USED	41
BLANK	14
LEGITSKP	261
TOTAL	1318

VAR# 0279 CN1007B COLS 0732-0733
CNLSR REC FOR FIN AID: STATE OR LOCAL
PROGRAM

CATEGORY LABEL	ABSOLUTE
HAVE USED	25
HAVE NOT USED	967
BLANK	44
LEGITSKP	261
TOTAL	1318

VAR# 0284 CN1007G COLS 0742-0743
CNLSR REC FOR FIN AID: SOCIAL SECURITY
BENEFITS

CATEGORY LABEL	ABSOLUTE
HAVE USED	161
HAVE NOT USED	786
BLANK	71
LEGITSKP	39
TOTAL	1318

VAR# 0281 CN1007D COLS 0736-0737
CNLSR REC FOR FIN AID: G.I. HILL/V.A.
BENEFITS

CATEGORY LABEL	ABSOLUTE
HAVE USED	157
HAVE NOT USED	783
BLANK	80
LEGITSKP	37
TOTAL	1318

VAR# 0285 CN1007H COLS 0744-0745
CNLSR REC FOR FIN AID: NATIONAL
DEFENSE STUD LN

CATEGORY LABEL	ABSOLUTE
HAVE USED	59
HAVE NOT USED	913
BLANK	51
LEGITSKP	34
TOTAL	1318

VAR# 0282 CN1007E COLS 0738-0739
CNLSR REC FOR FIN AID: R.D., I.C.
SCHOLARSHIP

CATEGORY LABEL	ABSOLUTE
HAVE USED	123
HAVE NOT USED	823
BLANK	64
LEGITSKP	43
TOTAL	1318

VAR# 0203 CN1007F COLS 0740-0741
CNLSR REC FOR FIN AID: COLLEGE
MURK-STUDY PRUDGM

CATEGORY LABEL	ABSOLUTE
HAVE USED	59
HAVE NOT USED	909
BLANK	46
LEGITSKP	43
TOTAL	1318

STATISTICS RESEARCH DIVISION RESEARCH TRIANGLE INSTITUTE SCHOOL TAPE ITEM FREQUENCIES

VAR# 0286 CM1007I CULS 0746-0747
 CNSLR REC FOR FIN AID: FEDERALLY
 GUARANTEED LN

ABSOLUTE	
CODE	FREQ
1.	128
2.	900
21.	77
98.	52
99.	261

TOTAL	1318

VAR# 0289 CM1007L CULS 0752-0753
 CNSLR REC FOR FIN AID: HEALTH PROFESSION
 SCHLSHIP

ABSOLUTE	
CODE	FREQ
1.	299
2.	584
21.	115
98.	59
99.	261

TOTAL	1318

VAR# 0292 CM1007O CULS 0758-0759
 CNSLR REC FOR FIN AID: GENERAL
 SCHOLARSHIP PROGRAM

ABSOLUTE	
CODE	FREQ
1.	179
2.	732
21.	88
98.	62
99.	261

TOTAL	1318

VAR# 0287 CM1007J CULS 0748-0749
 CNSLR REC FOR FIN AID: EDUCATIONL
 APPUR GRANT

ABSOLUTE	
CODE	FREQ
1.	151
2.	786
21.	77
98.	43
99.	261

TOTAL	1318

VAR# 0290 CM1007M CULS 0754-0755
 CNSLR REC FOR FIN AID: NURSING STUDENT
 LOAN

ABSOLUTE	
CODE	FREQ
1.	216
2.	688
21.	106
98.	47
99.	261

TOTAL	1318

VAR# 0293 CM1007P CULS 0760-0761
 CNSLR REC FOR FIN AID: LAW ENFORCEMENT
 EDUCATION

ABSOLUTE	
CODE	FREQ
1.	362
2.	481
21.	151
98.	63
99.	261

TOTAL	1318

VAR# 0288 CM1007K CULS 0750-0751
 CNSLR REC FOR FIN AID: HEALTH
 PROFESSIONS LOAN

ABSOLUTE	
CODE	FREQ
1.	333
2.	528
21.	137
98.	63
99.	261

TOTAL	1318

VAR# 0291 CM1007N CULS 0756-0757
 CNSLR REC FOR FIN AID: NURSING
 SCHOLARSHIP

ABSOLUTE	
CODE	FREQ
1.	167
2.	750
21.	92
98.	48
99.	261

TOTAL	1318

VAR# 0294 CM1007Q CULS 0762-0763
 CNSLR REC FOR FIN AID: V.A. WAR (HPPHNS
 ED HLP

ABSOLUTE	
CODE	FREQ
1.	372
2.	492
21.	143
98.	50
99.	261

TOTAL	1318

STATISTICS RESEARCH DIVISION
 RESEARCH TRIANGLE INSTITUTE
 SCHOOL TAPE ITEM FREQUENCIES

VAR# 0295 CNI0078 CULS 0764-0765
 COUNCIL REC FOR FIN AID: REGULAR BANK
 LOAN

CATEGORY LABEL	CODE	ABSOLUTE FREQ
NO	1.	205
YES	2.	710
KNOW	3.	105
BLANK	98.	37
LEGITSKP	99.	261
TOTAL		1318

VAR# 0298 CNI0070 CULS 0770-0771
 SOMEONE USED FIN AID: SCSSHP-PHIVATE
 ORGANIZATION

CATEGORY LABEL	CODE	ABSOLUTE FREQ
NO	1.	31
YES	2.	853
DONT KNOW	3.	111
BLANK	98.	20
LEGITSKP	99.	303
TOTAL		1318

VAR# 0299 CNI007V CULS 0772-0773
 SOMEONE USED FIN AID: G.I. BILL OR
 V.A. BENEFITS

CATEGORY LABEL	CODE	ABSOLUTE FREQ
NO	1.	59
YES	2.	642
DONT KNOW	3.	166
BLANK	98.	33
LEGITSKP	99.	418
TOTAL		1318

VAR# 0301 CNI007A CULS 0774-0777
 SOMEONE USED FIN AID: COLLEGE
 WORK-STUDY PROGRAM

CATEGORY LABEL	CODE	ABSOLUTE FREQ
NO	1.	25
YES	2.	769
DONT KNOW	3.	109
BLANK	98.	37
LEGITSKP	99.	320
TOTAL		1318

VAR# 0302 CNI007Y CULS 0778-0779
 SOMEONE USED FIN AID: SOCIAL SECURITY
 BENEFITS

CATEGORY LABEL	CODE	ABSOLUTE FREQ
NO	1.	36
YES	2.	672
DONT KNOW	3.	157
BLANK	98.	31
LEGITSKP	99.	422
TOTAL		1318

VAR# 0303 CNI007Z CULS 0780-0781
 SOMEONE USED FIN AID: NATIONAL DEFENSE
 STUD. LOAN

CATEGORY LABEL	CODE	ABSOLUTE FREQ
NO	1.	25
YES	2.	746
DONT KNOW	3.	197
BLANK	98.	30
LEGITSKP	99.	320
TOTAL		1318

VAR# 0300 CNI007W CULS 0774-0775
 SOMEONE USED FIN AID: R.D.T.C.
 SCHOLARSHIP

CATEGORY LABEL	CODE	ABSOLUTE FREQ
NO	1.	201
YES	2.	490
DONT KNOW	3.	206
BLANK	98.	37
LEGITSKP	99.	384
TOTAL		1318

VAR# 0297 CNI007I CULS 0768-0769
 SOMEONE USED FIN AID: STAFF OR LOCAL
 PROGRAM

CATEGORY LABEL	CODE	ABSOLUTE FREQ
NO	1.	13
YES	2.	933
DONT KNOW	3.	69
BLANK	98.	17
LEGITSKP	99.	286
TOTAL		1318

VAR# 0304 CM1007AA CULS 0782-0783
 SOMEONE USED FIN AID: FEDERALLY
 GUARANTEED LOAN

CATEGORY LABEL	ABSOLUTE
CODE	FREQ
NO	55
YES	523
DONT KNOW	304
BLANK	47
LEGITSKP	389
TOTAL	1318

VAR# 0307 CM1007DD CULS 0788-0789
 SOMEONE USED FIN AID: HEALTH PROFESSIONS
 SCHOLSHIP

CATEGORY LABEL	ABSOLUTE
CODE	FREQ
NO	114
YES	334
DONT KNOW	252
BLANK	54
LEGITSKP	560
TOTAL	1318

VAR# 0310 CM1007CC CULS 0794-0795
 SOMEONE USED FIN AID: GENERAL
 SCHOLARSHIP PRGM

CATEGORY LABEL	ABSOLUTE
CODE	FREQ
NO	49
YES	618
DONT KNOW	155
BLANK	56
LEGITSKP	440
TOTAL	1318

VAR# 0305 CM100788 CULS 0788-0785
 SOMEONE USED FIN AID: EDUCATIONAL
 SUPPOR GRANT

CATEGORY LABEL	ABSOLUTE
CODE	FREQ
NO	53
YES	637
DONT KNOW	179
BLANK	37
LEGITSKP	412
TOTAL	1318

VAR# 0308 CM1007EE CULS 0790-0791
 SOMEONE USED FIN AID: NURSING STUDENT
 LOAN

CATEGORY LABEL	ABSOLUTE
CODE	FREQ
NO	120
YES	378
DONT KNOW	300
BLANK	43
LEGITSKP	477
TOTAL	1318

VAR# 0311 CM1007HH CULS 0796-0797
 SOMEONE USED FIN AID: LAW ENFORCEMENT
 EDUCATION

CATEGORY LABEL	ABSOLUTE
CODE	FREQ
NO	180
YES	198
DONT KNOW	259
BLANK	58
LEGITSKP	623
TOTAL	1318

VAR# 0306 CM1007CC CULS 0786-0787
 SOMEONE USED FIN AID: HEALTH
 PROFESSIONS LOAN

CATEGORY LABEL	ABSOLUTE
CODE	FREQ
NO	129
YES	253
DONT KNOW	283
BLANK	59
LEGITSKP	594
TOTAL	1318

VAR# 0309 CM1007FF CULS 0792-0793
 SOMEONE USED FIN AID: NURSING
 SCHOLARSHIP

CATEGORY LABEL	ABSOLUTE
CODE	FREQ
NO	103
YES	488
DONT KNOW	257
BLANK	42
LEGITSKP	428
TOTAL	1318

VAR# 0312 CM1007II CULS 0798-0799
 SOMEONE USED FIN AID: V.A. WAR ORPHANS
 EDUC HLP

CATEGORY LABEL	ABSOLUTE
CODE	FREQ
NO	116
YES	325
DONT KNOW	200
BLANK	44
LEGITSKP	633
TOTAL	1318

SCHOOL TAPE ITEM FREQUENCIES

VAR# 0513 CN1007J1 CULS 0800-0801
 SOMEONE USED FIN AIDU REGULAR BANK
 LOAN

CATEGORY LABEL	ABSOLUTE CODE FREQ
NO	1. 65
YLS	2. 409
DUINT KNDR	3. 345
BLANK	98. 33
LEGITSKP	99. 466
TOTAL	1318

VAR# 0514 CN1008A CULS 0802-0803
 COUNSELING EXPERIENCE IN SCHOOLS W/
 00-20% MINORITY

CATEGORY LABEL	ABSOLUTE CODE FREQ
HAVE HAD EXPERIENCE	1. 630
NOT HAD EXPERIENCE	2. 259
BLANK	98. 168
LEGITSKP	99. 261
TOTAL	1318

VAR# 0515 CN1009B CULS 0804-0805
 COUNSELING EXPERIENCE IN SCHOOLS W/
 21-40% MINORITY

CATEGORY LABEL	ABSOLUTE CODE FREQ
HAVE HAD EXPERIENCE	1. 250
NOT HAD EXPERIENCE	2. 518
BLANK	98. 209
LEGITSKP	99. 261
TOTAL	1318

VAR# 0516 CN1008C CULS 0806-0807
 COUNSELING EXPERIENCE IN SCHOOLS W/
 41-60% MINORITY

CATEGORY LABEL	ABSOLUTE CODE FREQ
HAVE HAD EXPERIENCE	1. 138
NOT HAD EXPERIENCE	2. 594
BLANK	98. 125
TOTAL	1318

(CONT.) 0516 CN1008C CULS 0806-0807
 LEGITSKP 99. 261

CATEGORY LABEL	ABSOLUTE CODE FREQ
NONE	0. 56
1	1. 67
2	2. 121
3	3. 86
4 OR MORE	4. 734
BLANK	98. 13
LEGITSKP	99. 261
TOTAL	1318

VAR# 0517 CN1008D CULS 0808-0809
 COUNSELING EXPERIENCE IN SCHOOLS W/
 61-80% MINORITY

CATEGORY LABEL	ABSOLUTE CODE FREQ
HAVE HAD EXPERIENCE	1. 85
NOT HAD EXPERIENCE	2. 633
BLANK	98. 339
LEGITSKP	99. 261
TOTAL	1318

VAR# 0318 CN1008E CULS 0810-0811
 COUNSELING EXPERIENCE IN SCHOOLS W/
 81-100% MINORITY

CATEGORY LABEL	ABSOLUTE CODE FREQ
HAVE HAD EXPERIENCE	1. 129
NOT HAD EXPERIENCE	2. 617
BLANK	98. 311
LEGITSKP	99. 261
TOTAL	1318

VAR# 0319 CN1008F CULS 0812-0813
 COUNSELING EXPERIENCE WHERE MANY SPEAK
 NON-ENGLISH

CATEGORY LABEL	ABSOLUTE CODE FREQ
HAVE HAD EXPERIENCE	1. 115
NOT HAD EXPERIENCE	2. 651
BLANK	98. 291
LEGITSKP	99. 261
TOTAL	1318

VAR# 0520 CN1009A CULS 0814-0815
 # COLLEGE SEM RELATED TO EDUCATIONAL
 COUNSELING

CATEGORY LABEL	ABSOLUTE CODE FREQ
NONE	0. 56
1	1. 67
2	2. 121
3	3. 86
4 OR MORE	4. 734
BLANK	98. 13
LEGITSKP	99. 261
TOTAL	1318

VAR# 0521 CN1009B CULS 0816-0817
 # COLLEGE SEM RELATED TO MINORITY
 GROUP COUNSELING

CATEGORY LABEL	ABSOLUTE CODE FREQ
NONE	0. 529
1	1. 226
2	2. 119
3	3. 52
4 OR MORE	4. 75
BLANK	98. 261
LEGITSKP	99. 261
TOTAL	1318

VAR# 0522 CN1009C CULS 0818-0819
 # COLLEGE SEM RELATED TO PERSONAL
 COUNSELING

CATEGORY LABEL	ABSOLUTE CODE FREQ
NONE	0. 26
1	1. 56
2	2. 153
3	3. 158
4 OR MORE	4. 638
BLANK	98. 26
LEGITSKP	99. 261
TOTAL	1318

STATISTICS RESEARCH DIVISION RESEARCH TRIANGLE INSTITUTE

SCHOOL TAPE ITEM FREQUENCIES

VAR# 0323 CM1009D CULS 0R20-0821
COLLEGE SEM RELATED TO VOCATIONAL COUNSELLING

CATEGORY LABEL	ABSOLUTE
CODE	FREQ
NONE	0.
1	49
1-5	171
2	293
3	210
4 OR MORE	4.
BLANK	316
LEGITSKP	98.
99.	10
99.	261
TOTAL	1318

VAR# 0326 CM1010B CULS 0R26-0827
HOURS SUPERVISED PRACTICE IN MINORITY COUNSELLING

CATEGORY LABEL	ABSOLUTE
CODE	FREQ
NONE	0.
1-5	559
6-10	159
11-20	1.
OVER 20	89
BLANK	2.
LEGITSKP	42
99.	78
99.	130
99.	261
TOTAL	1318

VAR# 0329 CM1010E CULS 0832-0833
HOURS SUPERVISED PRACTICE IN OTHER COUNSELLING

CATEGORY LABEL	ABSOLUTE
CODE	FREQ
NONE	0.
1-5	258
6-10	39
11-20	1.
OVER 20	32
BLANK	2.
LEGITSKP	18
99.	73
99.	4.
99.	646
99.	261
TOTAL	1318

VAR# 0324 CM1009E CULS 0822-0823
COLLEGE SEM RELATED TO OTHER COUNSELLING

CATEGORY LABEL	ABSOLUTE
CODE	FREQ
NONE	0.
1	120
2	57
3	61
4 OR MORE	2.
BLANK	41
LEGITSKP	173
98.	605
99.	261
TOTAL	1318

VAR# 0327 CM1010C CULS 0R28-0829
HOURS SUPERVISED PRACTICE IN PERSONAL COUNSELLING

CATEGORY LABEL	ABSOLUTE
CODE	FREQ
NONE	0.
1-5	159
6-10	177
11-20	2.
OVER 20	149
BLANK	3.
LEGITSKP	355
98.	54
99.	261
TOTAL	1318

VAR# 0330 CM1011 CULS 0838-0835
NUMBER OF YEARS COUNSELLOR HAS BEEN AT THE SCHOOL

CATEGORY LABEL	ABSOLUTE
CODE	FREQ
LESS THAN ONE YEAR	1.
1 OR 2 YEARS	13
3 OR 4 YEARS	2.
5 TO 9 YEARS	182
10 TO 14 YEARS	3.
15 TO 19 YEARS	184
20 TO 24 YEARS	4.
25 OR MORE YEARS	249
BLANK	5.
LEGITSKP	182
98.	6.
99.	76
99.	22
99.	261
TOTAL	1318

VAR# 0325 CM1010A CULS 0R28-0825
HOURS SUPERVISED PRACTICE IN EDUCATIONAL COUNSLING

CATEGORY LABEL	ABSOLUTE
CODE	FREQ
NONE	0.
1-5	188
6-10	180
11-20	2.
OVER 20	163
BLANK	3.
LEGITSKP	119
98.	363
99.	48
99.	261
TOTAL	1318

VAR# 0328 CM1010D CULS 0830-0831
HOURS SUPERVISED PRACTICE IN VOCATIONAL COUNSELLING

CATEGORY LABEL	ABSOLUTE
CODE	FREQ
NONE	0.
1-5	248
6-10	1.
11-20	189
OVER 20	2.
BLANK	205
LEGITSKP	3.
98.	122
99.	227
99.	66
99.	261
TOTAL	1318

VAR# 0330 CM1011 CULS 0838-0835
NUMBER OF YEARS COUNSELLOR HAS BEEN AT THE SCHOOL

CATEGORY LABEL	ABSOLUTE
CODE	FREQ
LESS THAN ONE YEAR	1.
1 OR 2 YEARS	13
3 OR 4 YEARS	2.
5 TO 9 YEARS	182
10 TO 14 YEARS	3.
15 TO 19 YEARS	184
20 TO 24 YEARS	4.
25 OR MORE YEARS	249
BLANK	5.
LEGITSKP	182
98.	6.
99.	76
99.	22
99.	261
TOTAL	1318

STATISTICS RESEARCH DIVISION RESEARCH TRIANGLE INSTITUTE

SCHOOL TAPE ITEM FREQUENCIES

(CONT.) 0336 CN2001A CULS 0846-0848

VAR# 0331 CN1012A CULS 0836-0837
NUMBER OF YEARS OF FULL-TIME
COUNSELING EXPERIENCE

CATEGORY LABEL	CODE	ABSOLUTE FREQ
LESS THAN ONE YEAR	1.	7
1 OR 2 YEARS	2.	146
3 OR 4 YEARS	3.	180
5 TO 9 YEARS	4.	364
10 TO 14 YEARS	5.	182
15 TO 19 YEARS	6.	50
20 TO 29 YEARS	7.	22
30 OR MORE YEARS	8.	5
BLANK	98.	101
LEGITSKP	99.	261
TOTAL		1318

VAR# 0332 CN1012B CULS 0838-0839
NUMBER OF YEARS OF PART-TIME
COUNSELING EXPERIENCE

CATEGORY LABEL	CODE	ABSOLUTE FREQ
LESS THAN ONE YEAR	1.	27
1 OR 2 YEARS	2.	131
3 OR 4 YEARS	3.	84
5 TO 9 YEARS	4.	100
10 TO 14 YEARS	5.	43
15 TO 19 YEARS	6.	22
20 TO 29 YEARS	7.	15
30 OR MORE YEARS	8.	1
BLANK	98.	634
LEGITSKP	99.	261
TOTAL		1318

VAR# 0333 CN1013 CULS 0840-0841
COUNSELOR'S AGE AT LAST BIRTHDAY

CATEGORY LABEL	CODE	ABSOLUTE FREQ
UNDER 25	1.	67
26 TO 29	2.	151
30 TO 34	3.	176
35 TO 39	4.	173
40 TO 44	5.	167
45 TO 49	6.	135
50 TO 54	7.	101
55 TO 59	8.	101

(CONT.) 0335 CN1015 CULS 0840-0841

60 TO 64	9.	66
65 OR OLDER	10.	10
BLANK	98.	4
LEGITSKP	99.	261
TOTAL		1318

VAR# 0334 CN1014 CULS 0842-0843
COUNSELOR'S SEX

CATEGORY LABEL	CODE	ABSOLUTE FREQ
FEMALE	1.	502
MALE	2.	550
BLANK	98.	5
LEGITSKP	99.	261
TOTAL		1318

VAR# 0335 CN1015 CULS 0844-0845
COUNSELOR'S ETHNIC BACKGROUND

CATEGORY LABEL	CODE	ABSOLUTE FREQ
BLACK OR NEGRO	2.	89
MEXICAN-AMERICAN	3.	5
OTHER LATIN-AMERICAN	5.	2
ORIENTAL	6.	7
WHITE/CAUCASIAN	7.	933
OTHER	8.	15
BLANK	98.	6
LEGITSKP	99.	261
TOTAL		1318

VAR# 0336 CN2001A CULS 0846-0848
X COUNSELOR 219 TIME SPENT
CONFERENCES WITH INDIVIDUALS

CATEGORY LABEL	CODE	ABSOLUTE FREQ
1-25X	157	157
26-50X	432	432
51-75X	173	173
76-100X	9	9
BLANK	998.	5
LEGITSKP	999.	542

(CONT.) 0336 CN2001A CULS 0846-0848

VAR# 0337 CN2001B CULS 0849-0851
X COUNSELOR 219 TIME SPENT
CONFERENCES WITH GROUPS

CATEGORY LABEL	CODE	ABSOLUTE FREQ
0X	0.	649
1-25X	22	22
26-50X	1	1
51-75X	998.	5
BLANK	999.	542
LEGITSKP		
TOTAL		1318

VAR# 0338 CN2001C CULS 0852-0854
X COUNSELOR 219 TIME SPENT
CONFERENCES WITH PARENTS

CATEGORY LABEL	CODE	ABSOLUTE FREQ
0X	0.	744
1-25X	2	2
26-50X	998.	5
BLANK	999.	542
LEGITSKP		
TOTAL		1318

VAR# 0339 CN2001D CULS 0855-0857
 X CNSLR 215 TIME/ COMFER W/ TEACHERS,
 WITH SCHL PERSONNEL

CATEGORY LABEL	CODE	ABSOLUTE FREQ
0X	0.	14
1-25X		744
26-50X		13
BLANK	998.	5
LEGITSKP	999.	542
TOTAL	-----	1318

VAR# 0380 CN2001E CULS 0858-0860
 X CNSLR 215 TIME SPENT ON RECORD
 KEEPING AND CLERICAL

CATEGORY LABEL	CODE	ABSOLUTE FREQ
0X	0.	22
1-25X		601
26-50X		128
51-75X		20
BLANK	998.	5
LEGITSKP	999.	542
TOTAL	-----	1318

VAR# 0341 CN2001F CULS 0861-0863
 X COUNSELOR 215 TIME SPENT ON
 COMMUNITY/AGENCY CONTACTS

CATEGORY LABEL	CODE	ABSOLUTE FREQ
0X	0.	114
1-25X		655
26-50X		2
BLANK	998.	5
LEGITSKP	999.	542
TOTAL	-----	1318

VAR# 0342 CN2001G CULS 0864-0866
 X COUNSELOR 215 TIME SPENT IN
 PROFESSIONAL MEETINGS

CATEGORY LABEL	CODE	ABSOLUTE FREQ
0X	0.	72
1-25X		699
BLANK	998.	5
LEGITSKP	999.	542
TOTAL	-----	1318

VAR# 0343 CN2001H CULS 0867-0869
 X COUNSELOR 215 WORKING TIME SPENT ON
 OTHER THINGS

CATEGORY LABEL	CODE	ABSOLUTE FREQ
0X	0.	607
1-25X		110
26-50X		32
51-75X		15
76-100X		7
BLANK	998.	5
LEGITSKP	999.	542
TOTAL	-----	1318

VAR# 0344 CN2002A CULS 0870-0872
 X CNSLR 2 TIME W/ STUD SPENT IN
 CAREER/VOCATIONAL/JOB HELP

CATEGORY LABEL	CODE	ABSOLUTE FREQ
0X	0.	29
1-25X		671
26-50X		57
51-75X		8
76-100X		8
BLANK	998.	5
LEGITSKP	999.	542
TOTAL	-----	1318

VAR# 0345 CN2002B CULS 0873-0875
 X CNSLR 2 TIME W/ STUD SPENT IN COLLEGE
 ENTRANCE

CATEGORY LABEL	CODE	ABSOLUTE FREQ
0X	0.	54
1-25X		517
26-50X		184
51-75X		12
76-100X		6
BLANK	998.	5
LEGITSKP	999.	542
TOTAL	-----	1318

VAR# 0346 CN2002C CULS 0876-0878
 X CNSLR 2 TIME W/ STUD SPENT IN PUSTI-MS
 ED. NOT 4-YR COLL

CATEGORY LABEL	CODE	ABSOLUTE FREQ
0X	0.	89
1-25X		676
26-50X		8
BLANK	998.	5
LEGITSKP	999.	542
TOTAL	-----	1318

VAR# 0347 CN2002D CULS 0879-0881
 X CNSLR 2 TIME W/ STUD SPENT IN
 ATTENDANCE AND DISCIPLINE

CATEGORY LABEL	CODE	ABSOLUTE FREQ
0X	0.	215
1-25X		509
26-50X		44
51-75X		3
76-100X		2
BLANK	998.	5
LEGITSKP	999.	542
TOTAL	-----	1318

STATISTICS RESEARCH DIVISION

RESEARCH TRIANGLE INSTITUTE

SCHOOL TAPE ITEM FREQUENCIES

VAR# 0348 CN2002E CULS 0882-0884
 X CNSLR 2 TIME W/ STUD SPENT PERSONAL
 OR FAMILY PROBLEM

CATEGORY LABEL	ABSOLUTE CODE FREQ
0X	0. 15
1-25X	636
26-50X	105
51-75X	13
76-100X	4
BLANK	990.
LEGITSKP	999. 542
TOTAL	1318

VAR# 0349 CN2002F CULS 0885-0887
 X CNSLR 2 TIME W/ STUD SPENT H.S.
 ACADEMIC CHOICES

CATEGORY LABEL	ABSOLUTE CODE FREQ
0X	0. 34
1-25X	632
26-50X	95
51-75X	8
76-100X	4
BLANK	990.
LEGITSKP	999. 542
TOTAL	1318

VAR# 0350 CN2002G CULS 0888-0890
 X CNSLR 2 TIME W/ STUD SPENT H.S.
 ACADEMIC PROBLEMS

CATEGORY LABEL	ABSOLUTE CODE FREQ
0X	0. 26
1-25X	705
26-50X	37
51-75X	4
76-100X	1
BLANK	990.
LEGITSKP	999. 542
TOTAL	1318

VAR# 0351 CN2002H CULS 0891-0893
 X CNSLR 2 TIME W/ STUD SPENT OTHER

CATEGORY LABEL	ABSOLUTE CODE FREQ
0X	0. 699
1-25X	54
26-50X	10
51-75X	7
76-100X	3
BLANK	990.
LEGITSKP	999. 542
TOTAL	1318

VAR# 0352 CN2003 CULS 0894-0895
 C2-HOURS PER WEEK SPENT COUNSELLING
 STUDENTS

CATEGORY LABEL	ABSOLUTE CODE FREQ
LESS THAN 6 HRS A WK	1. 30
6-10 HOURS A WEEK	2. 70
11-15 HOURS A WEEK	3. 114
16-20 HOURS A WEEK	4. 181
21-25 HOURS A WEEK	5. 161
MORE THAN 25 HRS WK	6. 215
BLANK	98.
LEGITSKP	99. 542
TOTAL	1318

VAR# 0353 CN2004 CULS 0896-0897
 C2-NUMBER OF STUDENTS ASSIGNED FOR
 COUNSELLING

CATEGORY LABEL	ABSOLUTE CODE FREQ
UNDER 50	1. 32
50-99	2. 18
100-199	3. 36
200-299	4. 105
300-399	5. 241
400-499	6. 176
500-599	7. 85
600-699	8. 19
700 OR MORE	9. 46
BLANK	98. 18
LEGITSKP	99. 542
TOTAL	1318

VAR# 0354 CN2005A CULS 0898-0899
 C2-NUMBER OF STUD PER WEEK COUNSELLED
 INDIVIDUALLY

CATEGORY LABEL	ABSOLUTE CODE FREQ
NONE	0. 1
SOME, FEWER THAN 10	1. 37
10-19	2. 87
20-29	3. 126
30-39	4. 119
40-49	5. 132
50-59	6. 115
60-69	7. 46
70 OR MORE	8. 77
BLANK	98. 16
LEGITSKP	99. 542
TOTAL	1318

VAR# 0355 CN2005B CULS 0900-0901
 C2-NUMBER OF STUDENTS PER WEEK
 COUNSELLED IN GROUPS

CATEGORY LABEL	ABSOLUTE CODE FREQ
NONE	0. 62
SOME, FEWER THAN 10	1. 248
10-19	2. 134
20-29	3. 89
30-39	4. 62
40-49	5. 22
50-59	6. 20
60-69	7. 10
70 OR MORE	8. 38
BLANK	98. 91
LEGITSKP	99. 542
TOTAL	1318

SCHOOL TAPE ITEM FREQUENCIES

VAR# 0356 CM2006A CULS 0902-0903
C2-USED FOR JOB PLACEMENTS/ LOCAL
EMPLOYERS

CATEGORY LABEL	ABSOLUTE CODE FREQ
HAVE USED	1. 289
HAVE NOT USED	2. 450
BLANK	98. 37
LEGITSKP	99. 542
TOTAL	1318

VAR# 0357 CM2006B CULS 0904-0905
C2-USED FOR JOB PLACEMENT/ NEARBY
CONN'S EMPLOYERS

CATEGORY LABEL	ABSOLUTE CODE FREQ
HAVE USED	1. 145
HAVE NOT USED	2. 584
BLANK	98. 47
LEGITSKP	99. 542
TOTAL	1318

VAR# 0358 CM2006C CULS 0906-0907
C2-USED FOR JOB PLACEMENT/ STATE
EMPLOYMENT AGENCY

CATEGORY LABEL	ABSOLUTE CODE FREQ
HAVE USED	1. 450
HAVE NOT USED	2. 288
BLANK	98. 38
LEGITSKP	99. 542
TOTAL	1318

VAR# 0359 CM2006D CULS 0908-0909
C2-USED FOR JOB PLACEMENT/ PRIVATE
EMPLOYMENT AGENCY

CATEGORY LABEL	ABSOLUTE CODE FREQ
HAVE USED	1. 167
HAVE NOT USED	2. 568
BLANK	98. 45
LEGITSKP	99. 542

(CONT.) 0359 CM2006D CULS 0908-0909
SUMMER JOBS

CATEGORY LABEL	ABSOLUTE CODE FREQ
HAVE USED	1. 420
HAVE NOT USED	2. 314
BLANK	98. 42
LEGITSKP	99. 542
TOTAL	1318

VAR# 0361 CM2006F CULS 0912-0913
C2-USED FOR JOB PLACEMENT/ TEACH WAYS
TO FIND JOBS

CATEGORY LABEL	ABSOLUTE CODE FREQ
HAVE USED	1. 711
HAVE NOT USED	2. 43
BLANK	98. 22
LEGITSKP	99. 542
TOTAL	1318

VAR# 0362 CM2006G CULS 0914-0915
C2-USED FOR JOB PLACEMENT/ ARRANGE
INTERVIEWS

CATEGORY LABEL	ABSOLUTE CODE FREQ
HAVE USED	1. 443
HAVE NOT USED	2. 296
BLANK	98. 37
LEGITSKP	99. 542
TOTAL	1318

VAR# 0363 CM2006H CULS 0916-0917
C2-USED FOR JOB PLACEMENT/ HELP FIND
SUMMER JOBS

CATEGORY LABEL	ABSOLUTE CODE FREQ
HAVE USED	1. 608
HAVE NOT USED	2. 190
BLANK	98. 30
LEGITSKP	99. 542
TOTAL	1318

VAR# 0364 CM2006I CULS 0918-0919
C2-USED FOR JOB PLACEMENT/ HELP GET
SCHOOL-YR JOBS

CATEGORY LABEL	ABSOLUTE CODE FREQ
HAVE USED	1. 628
HAVE NOT USED	2. 119
BLANK	98. 29
LEGITSKP	99. 542
TOTAL	1318

VAR# 0365 CM2006J CULS 0920-0921
C2-USED FOR JOB PLACEMENT/ FORMER
GRAD'S PROGRESS

CATEGORY LABEL	ABSOLUTE CODE FREQ
HAVE USED	1. 590
HAVE NOT USED	2. 342
BLANK	98. 44
LEGITSKP	99. 542
TOTAL	1318

STATISTICS RESEARCH DIVISION
 RESEARCH TRIANGLE INSTITUTE
 SCHOOL TAPE ITEM FREQUENCIES

VAR# 0366 CN2006K CULS 0922-0923
 C2-USED FOR JOB PLACEMENTS SPEAK TO
 CIVIC GROUPS

CATEGORY LABEL	ABSOLUTE
CODE	FREQ
HAVE USED	1. 119
HAVE NOT USED	2. 611
BLANK	98. 46
LEGITSKP	99. 542
TOTAL	1318

VAR# 0367 CN2006L CULS 0924-0925
 C2-USED FOR JOB PLACEMENTS CANVASS
 LABOR UNIONS

CATEGORY LABEL	ABSOLUTE
CODE	FREQ
HAVE USED	1. 122
HAVE NOT USED	2. 605
BLANK	98. 49
LEGITSKP	99. 542
TOTAL	1318

VAR# 0368 CN2006M CULS 0926-0927
 C2-USED FOR JOB PLACEMENTS ARRANGE
 APPRENTICESHIPS

CATEGORY LABEL	ABSOLUTE
CODE	FREQ
HAVE USED	1. 265
HAVE NOT USED	2. 464
BLANK	98. 47
LEGITSKP	99. 542
TOTAL	1318

VAR# 0369 CN2006N CULS 0928-0929
 C2-USED FOR JOB PLACEMENTS HELP FORMER
 GRAD GET JOB

CATEGORY LABEL	ABSOLUTE
CODE	FREQ
HAVE USED	1. 361
HAVE NOT USED	2. 376
BLANK	98. 19
LEGITSKP	99. 542

(CONT.) 0369 CN2006N CULS 0928-0929

 TOTAL 1318

VAR# 0370 CN2007A CULS 0930-0931
 C2-REC. FOR FIN AID: COLLEGE OR
 UNIVERSITY

CATEGORY LABEL	ABSOLUTE
CODE	FREQ
NO	1. 35
YES	2. 689
XNO	21. 31
BLANK	98. 21
LEGITSKP	99. 542
TOTAL	1318

VAR# 0371 CN2007B CULS 0932-0933
 C2-REC. FOR FIN AID: STATE OR LOCAL
 PROGRAM

CATEGORY LABEL	ABSOLUTE
CODE	FREQ
NO	1. 49
YES	2. 673
XNO	21. 29
BLANK	98. 25
LEGITSKP	99. 542
TOTAL	1318

VAR# 0372 CN2007C CULS 0934-0935
 C2-REC. FOR FIN AID: SCSEP-PRIVATE
 ORGANIZATION

CATEGORY LABEL	ABSOLUTE
CODE	FREQ
NO	1. 70
YES	2. 644
XNO	21. 31
BLANK	98. 31
LEGITSKP	99. 542
TOTAL	1318

VAR# 0373 CN2007D CULS 0936-0937
 C2-REC. FOR FIN AID: G.I. BILL OR V.A.
 BENEFITS

CATEGORY LABEL	ABSOLUTE
CODE	FREQ
NO	1. 176
YES	2. 502
XNO	21. 50
BLANK	98. 40
LEGITSKP	99. 542
TOTAL	1318

VAR# 0374 CN2007E CULS 0938-0939
 C2-REC. FOR FIN AID: M.O.I.C.
 SCHOLARSHIP

CATEGORY LABEL	ABSOLUTE
CODE	FREQ
NO	1. 145
YES	2. 522
XNO	21. 61
BLANK	98. 48
LEGITSKP	99. 542
TOTAL	1318

VAR# 0375 CN2007F CULS 0940-0941
 C2-REC. FOR FIN AID: COLLEGE
 WORK-STUDY PROGRAM

CATEGORY LABEL	ABSOLUTE
CODE	FREQ
NO	1. 86
YES	2. 616
XNO	21. 35
BLANK	98. 39
LEGITSKP	99. 542
TOTAL	1318

STATISTICS RESEARCH DIVISION RESEARCH TRIANGLE INSTITUTE
SCHOOL TAPE ITEM FREQUENCIES

VAR# 0376 CM2007G COLS 0942-0943 C2-REC. FOR FIN AID: SOCIAL SECURITY BENEFITS
VAR# 0379 CM2007J COLS 0944-0949 C2-REC. FOR FIN AID: EDUCATIL OPPORTUNITY GRANT
VAR# 0382 CM2007M COLS 0950-0955 C2-REC. FOR FIN AID: NURSING STUDENI LOAN

CATEGORY LABEL	ABSOLUTE	CATEGORY LABEL	ABSOLUTE
CODE	FREQ	CODE	FREQ
NO	176	NO	245
YES	502	YES	2
XNO	57	XNO	21
BLANK	39	BLANK	47
LEGITSKP	99	LEGITSKP	99
TOTAL	1318	TOTAL	1318

VAR# 0377 CM2007H COLS 0944-0945 C2-REC. FOR FIN AID: NATIONAL DEFENSE STUD LOAN
VAR# 0380 CM2007K COLS 0950-0951 C2-REC. FOR FIN AID: HEALTH PROFESSIONS LOAN
VAR# 0383 CM2007N COLS 0956-0957 C2-REC. FOR FIN AID: NURSING SCHOLARSHIP

CATEGORY LABEL	ABSOLUTE	CATEGORY LABEL	ABSOLUTE
CODE	FREQ	CODE	FREQ
NO	86	NO	1
YES	617	YES	2
XNO	38	XNO	21
BLANK	35	BLANK	98
LEGITSKP	99	LEGITSKP	99
TOTAL	1318	TOTAL	1318

VAR# 0378 CM2007I COLS 0946-0947 C2-REC. FOR FIN AID: FEDERALLY GUARANTEED LOAN
VAR# 0384 CM2007O COLS 0958-0959 C2-REC. FOR FIN AID: GENERAL SCHULSHIP PROGRAM

CATEGORY LABEL	ABSOLUTE	CATEGORY LABEL	ABSOLUTE
CODE	FREQ	CODE	FREQ
NO	166	NO	1
YES	498	YES	2
XNO	60	XNO	21
BLANK	52	BLANK	98
LEGITSKP	99	LEGITSKP	99
TOTAL	1318	TOTAL	1318

STATISTICS RESEARCH DIVISION

RESEARCH TRIANGLE INSTITUTE

SCHOOL TAPE ITEM FREQUENCIES

<p>VAR# 0385 CN2007P CULS 0960-0961 C2-RFC, FOR FIN AID: LAW ENFORCEMENT EDUCATION</p>		<p>(CONT.) 038B CN2007S CULS 0966-0967</p>		<p>VAR# 0392 CN2007M CULS 0974-0975 C2-SOMEONE USED AID: M.D.I.C. SCHOLARSHIP</p>	
CATEGORY LABEL	ABSOLUTE CODE FREQ	DUNT KNOW	5, 77	CATEGORY LABEL	ABSOLUTE CODE FREQ
NO	1, 315	BLANK	98, 14	NO	1, 106
YES	2, 306	LEGITSKP	99, 577	YES	2, 249
XND	21, 105	TOTAL	1318	DUNT KNOW	3, 188
BLANK	98, 50			BLANK	98, 38
LEGITSKP	99, 542			LEGITSKP	99, 1687
TOTAL	1318			TOTAL	1318
<p>VAR# 0386 CN2007H CULS 0962-0963 C2-REC, FOR FIN AID: V.A. WAR (ORPHANS ED ASST</p>		<p>VAR# 0389 CN2007T CULS 0968-0969 C2-SOMEONE USED AID: STATE OR LOCAL PROGRAM</p>		<p>VAR# 0393 CN2007X CULS 0976-0977 C2-SOMEONE USED AID: COLLEGE WORK-STUDY PROGRAM</p>	
CATEGORY LABEL	ABSOLUTE CODE FREQ	CATEGORY LABEL	ABSOLUTE CODE FREQ	CATEGORY LABEL	ABSOLUTE CODE FREQ
NO	1, 342	NO	1, 10	NO	1, 20
YES	2, 287	YES	2, 632	YES	2, 503
XND	21, 105	DUNT KNOW	3, 67	DUNT KNOW	3, 136
BLANK	98, 42	BLANK	98, 18	BLANK	98, 31
LEGITSKP	99, 542	LEGITSKP	99, 591	LEGITSKP	99, 628
TOTAL	1318	TOTAL	1318	TOTAL	1318
<p>VAR# 0387 CN2007R CULS 0964-0965 C2-REC, FOR FIN AID: REGULAR BANK LOAN</p>		<p>VAR# 0390 CN2007U CULS 0970-0971 C2-SOMEONE USED AID: SC9HP-PRIVATE ORGANIZATION</p>		<p>VAR# 0394 CN2007Y CULS 0978-0979 C2-SOMEONE USED AID: SOCIAL SECURITY BENEFITS</p>	
CATEGORY LABEL	ABSOLUTE CODE FREQ	CATEGORY LABEL	ABSOLUTE CODE FREQ	CATEGORY LABEL	ABSOLUTE CODE FREQ
NO	1, 182	NO	1, 15	NO	1, 35
YES	2, 481	YES	2, 560	YES	2, 411
XND	21, 71	DUNT KNOW	3, 106	DUNT KNOW	3, 120
BLANK	98, 42	BLANK	98, 25	BLANK	98, 32
LEGITSKP	99, 542	LEGITSKP	99, 612	LEGITSKP	99, 720
TOTAL	1318	TOTAL	1318	TOTAL	1318
<p>VAR# 0388 CN2007S CULS 0966-0967 C2-SOMEONE USED AID: COLLEGE OR UNIVERSITY</p>		<p>VAR# 0391 CN2007V CULS 0972-0973 C2-SOMEONE USED AID: G.I. BILL OR V.A. BENEFITS</p>			
CATEGORY LABEL	ABSOLUTE CODE FREQ	CATEGORY LABEL	ABSOLUTE CODE FREQ		
NO	1, 9	NO	1, 37		
YES	2, 641	YES	2, 378		
XND	21, 71	DUNT KNOW	3, 153		
BLANK	98, 42	BLANK	98, 32		
LEGITSKP	99, 542	LEGITSKP	99, 718		
TOTAL	1318	TOTAL	1318		

SCHOOL TAPE ITEM FREQUENCIES

VAR# 0395 CN2007Z CULS 0980-0981
C2-SOMEONE USED AID: NATIONAL DEFENSE
STUD, LOAN

CATEGORY LABEL	CODE	ABSOLUTE FREQ
NU	1.	18
YES	2.	460
DUNT KNOM	3.	185
BLANK	98.	27
LEGITSKP	99.	628
TOTAL		1310

VAR# 0396 CN2007AA CULS 0982-0983
C2-SOMEONE USED AID: FEDRALLY
GUARANTEED LOAN

CATEGORY LABEL	CODE	ABSOLUTE FREQ
NU	1.	36
YES	2.	296
DUNT KNOM	3.	235
BLANK	98.	43
LEGITSKP	99.	708
TOTAL		1310

VAR# 0397 CN2007BR CULS 0984-0985
C2-SOMEONE USED AID: EDUCATIONAL UPDDR
GRANT

CATEGORY LABEL	CODE	ABSOLUTE FREQ
NU	1.	39
YES	2.	373
DUNT KNOM	3.	155
BLANK	98.	30
LEGITSKP	99.	713
TOTAL		1310

VAR# 0398 CN2007CC CULS 0986-0987
C2-SOMEONE USED AID: HEALTH
PROFESSIONS LUAN

CATEGORY LABEL	CODE	ABSOLUTE FREQ
NU	1.	69
YES	2.	143
DUNT KNOM	3.	219
BLANK	98.	44
LEGITSKP	99.	145
TOTAL		1310

VAR# 0399 CN2007DD CULS 0988-0989
C2-SOMEONE USED AID: HEALTH PROFESSNS
SCHOL'SHIP

CATEGORY LABEL	CODE	ABSOLUTE FREQ
NU	1.	69
YES	2.	178
DUNT KNOM	3.	208
BLANK	98.	41
LEGITSKP	99.	822
TOTAL		1310

VAR# 0400 CN2007LE CULS 0990-0991
C2-SOMEONE USED AID: NURSING STUDENT
LUAN

CATEGORY LABEL	CODE	ABSOLUTE FREQ
NU	1.	48
YES	2.	228
DUNT KNOM	3.	215
BLANK	98.	40
LEGITSKP	99.	787
TOTAL		1310

VAR# 0401 CN2007FF CULS 0992-0993
C2-SOMEONE USED AID: NURSING
SCHOLARSHIP

CATEGORY LABEL	CODE	ABSOLUTE FREQ
NU	1.	37
YES	2.	241
DUNT KNOM	3.	201
BLANK	98.	43
LEGITSKP	99.	786
TOTAL		1310

VAR# 0402 CN2007GG CULS 0994-0995
C2-SOMEONE USED AID: GENERAL
SCHOLARSHIP PRUGH

CATEGORY LABEL	CODE	ABSOLUTE FREQ
NU	1.	26
YES	2.	373
DUNT KNOM	3.	122
BLANK	98.	55
LEGITSKP	99.	742
TOTAL		1310

VAR# 0403 CN2007HH CULS 0996-0997
C2-SOMEONE USED AID: LAW ENFORCEMENT
EDUCATION

CATEGORY LABEL	CODE	ABSOLUTE FREQ
NU	1.	46
YES	2.	124
DUNT KNOM	3.	195
BLANK	98.	46
LEGITSKP	99.	857
TOTAL		1310

STATISTICS RESEARCH DIVISION
 RESEARCH TRIANGLE INSTITUTE
 SCHOOL TAPE ITEM FREQUENCIES

VAR# 0404 CN200711 CULS 099R-0999
 C2-SOMEONE USED AID; V.A. WAR ORPHANS;
 EDUC. MLP

CATEGORY LABEL	ABSOLUTE
HAVE HAD EXPERIENCE	1. 75
NOT HAD EXPERIENCE	2. 171
BLANK	3. 151
LEGITSKP	98. 38
	99. 883
TOTAL	1318

VAR# 0405 CN2007JJ CULS 1000-1001
 C2-SOMEONE USED AID; REGULAR BANK LOAN

CATEGORY LABEL	ABSOLUTE
HAVE HAD EXPERIENCE	1. 48
NOT HAD EXPERIENCE	2. 270
BLANK	3. 240
LEGITSKP	98. 36
	99. 724
TOTAL	1318

VAR# 0406 CN2009A CULS 1002-1003
 C2-CNSLNG EXPERIENCE IN SCLS W/ 00-20X
 MINORITY

CATEGORY LABEL	ABSOLUTE
HAVE HAD EXPERIENCE	1. 406
NOT HAD EXPERIENCE	2. 719
BLANK	98. 111
LEGITSKP	99. 542
TOTAL	1318

VAR# 0407 CN2009B CULS 1004-1005
 C2-CNSLNG EXPERIENCE IN SCLS W/ 21-40X
 MINORITY

CATEGORY LABEL	ABSOLUTE
HAVE HAD EXPERIENCE	1. 206
NOT HAD EXPERIENCE	2. 189
BLANK	98. 141
LEGITSKP	99. 883
TOTAL	1318

(CONT.) 0407 CN2008H CULS 1004-1005
 LEGITSKP

CATEGORY LABEL	ABSOLUTE
HAVE HAD EXPERIENCE	1. 107
NOT HAD EXPERIENCE	2. 461
BLANK	98. 208
LEGITSKP	99. 542
TOTAL	1318

VAR# 0409 CN2008D CULS 1008-1009
 C2-CNSLNG EXPERIENCE IN SCLS W/ 61-80X
 MINORITY

CATEGORY LABEL	ABSOLUTE
HAVE HAD EXPERIENCE	1. 62
NOT HAD EXPERIENCE	2. 488
BLANK	98. 226
LEGITSKP	99. 542
TOTAL	1318

VAR# 0410 CN2008E CULS 1010-1011
 C2-CNSLNG EXPERIENCE IN SCLS W/
 81-100X MINORITY

CATEGORY LABEL	ABSOLUTE
HAVE HAD EXPERIENCE	1. 108
NOT HAD EXPERIENCE	2. 461
BLANK	98. 207
LEGITSKP	99. 542
TOTAL	1318

VAR# 0411 CN2008F CULS 1012-1013
 C2-CNSLNG EXPERIENCE WITH MANY SPEAK
 NON-ENGLISH

CATEGORY LABEL	ABSOLUTE
HAVE HAD EXPERIENCE	1. 110
NOT HAD EXPERIENCE	2. 484
BLANK	98. 182
LEGITSKP	99. 542
TOTAL	1318

VAR# 0412 CN2009A CULS 1014-1015
 C2-W CULL SEM RELATED TO EDUCATIONAL
 COUNSELLING

CATEGORY LABEL	ABSOLUTE
HAVE HAD EXPERIENCE	1. 45
NOT HAD EXPERIENCE	2. 95
BLANK	3. 93
LEGITSKP	98. 502
	99. 9
TOTAL	1318

VAR# 0413 CN2009B CULS 1016-1017
 C2-W CULL SEM RELATED TO MINORITY
 GROUP COUNSELLING

CATEGORY LABEL	ABSOLUTE
HAVE HAD EXPERIENCE	1. 175
NOT HAD EXPERIENCE	2. 84
BLANK	3. 41
LEGITSKP	98. 53
	99. 51
TOTAL	1318

STATISTICS RESEARCH DIVISION

RESEARCH TRIANGLE INSTITUTE

SCHOOL TAPE ITEM FREQUENCIES

VAR# 0414 CN2009C CULS 1016-1019
C2-# COLL SEM RELATED TO PERSONAL
COUNSELING

CATEGORY LABEL	ABSOLUTE CODE FREQ
NONE	0. 35
1	1. 42
2	2. 112
3	3. 137
4 OR MORE	4. 435
BLANK	98. 15
LEGITSKP	99. 542
TOTAL	1318

VAR# 0417 CN2010A CULS 1024-1025
C2-# HOURS SUPERVISED PRACTICE IN
EDUCATIONAL CNSLING

CATEGORY LABEL	ABSOLUTE CODE FREQ
NONE	0. 158
1-5	1. 109
6-10	2. 114
11-20	3. 84
OVER 20	4. 240
BLANK	98. 63
LEGITSKP	99. 542
TOTAL	1318

VAR# 0420 CN2010D CULS 1030-1031
C2-# HOURS SUPERVISED PRACTICE IN
VOCATIONAL CNSLING

CATEGORY LABEL	ABSOLUTE CODE FREQ
NONE	0. 181
1-5	1. 155
6-10	2. 125
11-20	3. 88
OVER 20	4. 157
BLANK	98. 70
LEGITSKP	99. 542
TOTAL	1318

VAR# 0415 CN2009D CULS 1020-1021
C2-# COLL SEM RELATED TO VOCATIONAL
COUNSELING

CATEGORY LABEL	ABSOLUTE CODE FREQ
NONE	0. 53
1	1. 168
2	2. 217
3	3. 107
4 OR MORE	4. 212
BLANK	98. 19
LEGITSKP	99. 542
TOTAL	1318

VAR# 0416 CN2010B CULS 1026-1027
C2-# HOURS SUPERVISED PRACTICE IN
MINORITY COUNSELING

CATEGORY LABEL	ABSOLUTE CODE FREQ
NONE	0. 383
1-5	1. 116
6-10	2. 67
11-20	3. 37
OVER 20	4. 73
BLANK	98. 100
LEGITSKP	99. 542
TOTAL	1318

VAR# 0421 CN2010E CULS 1032-1033
C2-# HOURS SUPERVISED PRACTICE IN OTHER
COUNSELING

CATEGORY LABEL	ABSOLUTE CODE FREQ
NONE	0. 190
1-5	1. 21
6-10	2. 20
11-20	3. 18
OVER 20	4. 55
BLANK	98. 472
LEGITSKP	99. 542
TOTAL	1318

VAR# 0416 CN2009E CULS 1022-1023
C2-# COLL SEM RELATED TO OTHER
COUNSELING

CATEGORY LABEL	ABSOLUTE CODE FREQ
NONE	0. 97
1	1. 33
2	2. 51
3	3. 27
4 OR MORE	4. 100
BLANK	98. 468
LEGITSKP	99. 542
TOTAL	1318

VAR# 0419 CN2010C CULS 1028-1029
C2-# HOURS SUPERVISED PRACTICE IN
PERSONAL COUNSELING

CATEGORY LABEL	ABSOLUTE CODE FREQ
NONE	0. 132
1-5	1. 91
6-10	2. 123
11-20	3. 103
OVER 20	4. 278
BLANK	98. 49
LEGITSKP	99. 542
TOTAL	1318

STATISTICS RESEARCH DIVISION

RESEARCH TRIANGLE INSTITUTE

SCHOOL TAPE ITEM FREQUENCIES

VAR# 0422 CN2011 CULS 1034-1035
 C2-COUNSELOR'S NUMBER OF YEARS AT THE SCHOOL

CATEGORY LABEL	ABSOLUTE
LESS THAN ONE YEAR	CODE FREQ
1 OR 2 YEARS	1. 21
3 OR 3 YEARS	2. 179
4 OR 4 YEARS	3. 140
5 TO 9 YEARS	4. 220
10 TO 14 YEARS	5. 108
15 TO 19 YEARS	6. 53
20 TO 29 YEARS	7. 48
30 OR MORE YEARS	8. 5
BLANK	98. 2
LEGITSKP	99. 542
TOTAL	1318

VAR# 0423 CN2012A CULS 1036-1037
 C2-M OF YEARS OF FULL-TIME COUNSELING EXPERIENCE

CATEGORY LABEL	ABSOLUTE
LESS THAN ONE YEAR	CODE FREQ
1 OR 2 YEARS	1. 13
3 OR 3 YEARS	2. 139
4 OR 4 YEARS	3. 140
5 TO 9 YEARS	4. 214
10 TO 14 YEARS	5. 103
15 TO 19 YEARS	6. 30
20 TO 29 YEARS	7. 14
30 OR MORE YEARS	8. 2
BLANK	98. 121
LEGITSKP	99. 542
TOTAL	1318

(CONT.) 0424 CN2012B CULS 1038-1039
 30 OR MORE YEARS

CATEGORY LABEL	ABSOLUTE
BLANK	CODE FREQ
LEGITSKP	98. 458
LEGITSKP	99. 542
TOTAL	1318

VAR# 0425 CN2013 CULS 1040-1041
 C2-COUNSELOR'S AGE AT LAST BIRTHDAY

CATEGORY LABEL	ABSOLUTE
UNDER 25	CODE FREQ
26 TO 29	1. 24
30 TO 34	2. 90
35 TO 39	3. 111
40 TO 44	4. 115
45 TO 49	5. 128
50 TO 54	6. 115
55 TO 59	7. 83
60 TO 64	8. 72
65 OR OLDER	9. 32
BLANK	10. 4
LEGITSKP	98. 542
LEGITSKP	99. 542
TOTAL	1318

(CONT.) 0427 CN2015 CULS 1044-1045
 ORIENTAL

CATEGORY LABEL	ABSOLUTE
WHITIE, CAUCASIAN	CODE FREQ
OTHER	6. 5
BLANK	7. 683
LEGITSKP	98. 7
LEGITSKP	99. 542
TOTAL	1318

VAR# 0428 SCH042XX CULS 1046-1047
 FORM OF GRADES GIVEN

CATEGORY LABEL	ABSOLUTE
LETTER GRADES ONLY	CODE FREQ
NUMERICAL, X GRDS	1. 864
OTHER GRADING SYSTEM	2. 214
MT 1 GRADING SYSTEM	3. 17
BLANK	4. 106
LEGITSKP	98. 64
LEGITSKP	99. 53
TOTAL	1318

VAR# 0429 SCH042AA CULS 1048-1049
 LETTER GRADE A+

CATEGORY LABEL	ABSOLUTE
USED	CODE FREQ
BLANK	1. 226
LEGITSKP	98. 1039
LEGITSKP	99. 53
TOTAL	1318

VAR# 0426 CN2014 CULS 1042-1043
 C2-COUNSELOR'S SEX

CATEGORY LABEL	ABSOLUTE
FEMALE	CODE FREQ
MALE	1. 371
BLANK	2. 403
LEGITSKP	98. 2
LEGITSKP	99. 542
TOTAL	1318

VAR# 0427 CN2015 CULS 1044-1045
 C2-COUNSELOR'S ETHNIC BACKGROUND

CATEGORY LABEL	ABSOLUTE
AMERICAN INDIAN	CODE FREQ
BLACK OR NEGRO	1. 1
MEXICAN-AMERICAN	2. 70
OTHER LATIN-AMERICAN	3. 5
OTHER LATIN-AMERICAN	5. 2

VAR# 0430 SCH042AH CULS 1050-1052
 NUMERICAL GRADE

CATEGORY LABEL	ABSOLUTE
ALPHA-NUMERIC DATA	CODE FREQ
BLANK	998. 1145
LEGITSKP	999. 53
TOTAL	1318

VAR# 0424 CN2012B CULS 1038-1039
 C2-M OF YEARS OF PART-TIME COUNSELING EXPERIENCE

CATEGORY LABEL	ABSOLUTE
LESS THAN ONE YEAR	CODE FREQ
1 OR 2 YEARS	1. 30
3 OR 3 YEARS	2. 104
4 OR 4 YEARS	3. 72
5 TO 9 YEARS	4. 61
10 TO 14 YEARS	5. 31
15 TO 19 YEARS	6. 5
20 TO 29 YEARS	7. 12

STATISTICS RESEARCH DIVISION

RESEARCH TRIANGLE INSTITUTE

SCHOOL TAPE ITEM FREQUENCIES

VAR# 0431 SCH042AC CULS 1053-1055
 PERCENTAGE GRADE

ABSOLUTE	
CODE	FREQ
998.	73
999.	1192
999.	53
TOTAL	1318

VAR# 0439 SCH042CC CULS 1077-1079
 PERCENTAGE GRADE

ABSOLUTE	
CODE	FREQ
998.	65
999.	1200
999.	53
TOTAL	1318

VAR# 0432 SCH042AD CULS 1056-1059
 OTHER GRADE

ABSOLUTE	
CODE	FREQ
9998.	18
9998.	1247
9999.	53
TOTAL	1318

VAR# 0436 SCH042UD CULS 1068-1071
 OTHER GRADE

ABSOLUTE	
CODE	FREQ
9998.	45
9998.	1220
9999.	53
TOTAL	1318

VAR# 0440 SCH042CD CULS 1080-1083
 OTHER GRADE

ABSOLUTE	
CODE	FREQ
9998.	16
9998.	1249
9999.	53
TOTAL	1318

VAR# 0433 SCH042BA CULS 1060-1061
 LETTER GRADE A

ABSOLUTE	
CODE	FREQ
1.	931
98.	334
99.	53
TOTAL	1318

VAR# 0437 SCH042CA CULS 1072-1073
 LETTER GRADE A-

ABSOLUTE	
CODE	FREQ
1.	268
98.	997
99.	53
TOTAL	1318

VAR# 0441 SCH042DA CULS 1084-1085
 LETTER GRADE B+

ABSOLUTE	
CODE	FREQ
1.	296
98.	969
99.	53
TOTAL	1318

VAR# 0430 SCH042BH CULS 1062-1064
 NUMERICAL GRADE

ABSOLUTE	
CODE	FREQ
998.	300
998.	965
999.	53
TOTAL	1318

VAR# 0438 SCH042CH CULS 1074-1076
 NUMERICAL GRADE.

ABSOLUTE	
CODE	FREQ
998.	121
998.	1144
999.	53
TOTAL	1318

VAR# 0442 SCH042DH CULS 1086-1088
 NUMERICAL GRADE

ABSOLUTE	
CODE	FREQ
998.	128
998.	1137
999.	53
TOTAL	1318

SCHUL TAPE ITEM FREQUENCIES

VAR# 0445 SCH0420C COLS 1089-1091
PERCENTAGE GRADE

CATEGORY LABEL		ABSOLUTE	
CODE	FREQ	CODE	FREQ
998	1192	998	73
999	53	999	53
TOTAL		1318	

VAR# 0447 SCH0426C COLS 1101-1103
PERCENTAGE GRADE

CATEGORY LABEL		ABSOLUTE	
CODE	FREQ	CODE	FREQ
998	1132	998	133
999	53	999	53
TOTAL		1318	

VAR# 0451 SCH0426C COLS 1113-1115
PERCENTAGE GRADE

CATEGORY LABEL		ABSOLUTE	
CODE	FREQ	CODE	FREQ
998	1202	998	63
999	53	999	53
TOTAL		1318	

VAR# 0448 SCH0426D COLS 1092-1095
OTHER GRADE

CATEGORY LABEL		ABSOLUTE	
CODE	FREQ	CODE	FREQ
9998	1249	9998	16
9999	53	9999	53
TOTAL		1318	

VAR# 0448 SCH0426D COLS 1104-1107
OTHER GRADE

CATEGORY LABEL		ABSOLUTE	
CODE	FREQ	CODE	FREQ
9998	1226	9998	39
9999	53	9999	53
TOTAL		1318	

VAR# 0452 SCH0426D COLS 1116-1119
OTHER GRADE

CATEGORY LABEL		ABSOLUTE	
CODE	FREQ	CODE	FREQ
9998	1250	9998	15
9999	53	9999	53
TOTAL		1318	

VAR# 0445 SCH0426A COLS 1096-1097
OTHER GRADE

CATEGORY LABEL		ABSOLUTE	
CODE	FREQ	CODE	FREQ
998	335	998	930
999	53	999	53
TOTAL		1318	

VAR# 0449 SCH0426A COLS 1108-1109
LETTER GRADE

CATEGORY LABEL		ABSOLUTE	
CODE	FREQ	CODE	FREQ
998	996	998	269
999	53	999	53
TOTAL		1318	

VAR# 0453 SCH0426A COLS 1120-1121
LETTER GRADE

CATEGORY LABEL		ABSOLUTE	
CODE	FREQ	CODE	FREQ
998	962	998	303
999	53	999	53
TOTAL		1318	

VAR# 0446 SCH0426B COLS 1098-1100
NUMERICAL GRADE

CATEGORY LABEL		ABSOLUTE	
CODE	FREQ	CODE	FREQ
998	966	998	299
999	53	999	53
TOTAL		1318	

VAR# 0450 SCH0426B COLS 1110-1112
NUMERICAL GRADE

CATEGORY LABEL		ABSOLUTE	
CODE	FREQ	CODE	FREQ
998	1147	998	118
999	53	999	53
TOTAL		1318	

VAR# 0454 SCH0426B COLS 1122-1124
NUMERICAL GRADE

CATEGORY LABEL		ABSOLUTE	
CODE	FREQ	CODE	FREQ
998	1141	998	124
999	53	999	53
TOTAL		1318	

STATISTICS RESEARCH DIVISION RESEARCH TRIANGLE INSTITUTE
SCHOOL TAPE ITEM FREQUENCIES

VAR# 0455 SCH026C COLS 1125-1127
PERCENTAGE GRADE

CATEGORY LABEL	CODE	ABSOLUTE FREQ
ALPHA-NUMERIC DATA	998.	73
BLANK	999.	1192
LEGITSKP		53
TOTAL		1310

VAR# 0456 SCH026D COLS 1128-1131
OTHER GRADE

CATEGORY LABEL	CODE	ABSOLUTE FREQ
ALPHA-NUMERIC DATA	9990.	18
BLANK	9999.	1297
LEGITSKP		53
TOTAL		1310

VAR# 0457 SCH026HA COLS 1132-1133
LETTER GRADE C

CATEGORY LABEL	CODE	ABSOLUTE FREQ
USED	1.	931
BLANK	98.	334
LEGITSKP	99.	53
TOTAL		1310

VAR# 0458 SCH026HB COLS 1134-1136
NUMERICAL GRADE

CATEGORY LABEL	CODE	ABSOLUTE FREQ
ALPHA-NUMERIC DATA	998.	297
BLANK	999.	968
LEGITSKP		53
TOTAL		1310

VAR# 0459 SCH026HC COLS 1137-1139
PERCENTAGE GRADE

CATEGORY LABEL	CODE	ABSOLUTE FREQ
ALPHA-NUMERIC DATA	998.	132
BLANK	999.	1133
LEGITSKP		53
TOTAL		1310

VAR# 0460 SCH026HD COLS 1140-1143
OTHER GRADE

CATEGORY LABEL	CODE	ABSOLUTE FREQ
ALPHA-NUMERIC DATA	9498.	42
BLANK	9999.	1223
LEGITSKP		53
TOTAL		1310

VAR# 0461 SCH026JA COLS 1144-1145
LETTER GRADE C-

CATEGORY LABEL	CODE	ABSOLUTE FREQ
USED	1.	269
BLANK	98.	996
LEGITSKP	99.	53
TOTAL		1310

VAR# 0462 SCH026JR COLS 1146-1148
NUMERICAL GRADE

CATEGORY LABEL	CODE	ABSOLUTE FREQ
ALPHA-NUMERIC DATA	998.	114
BLANK	999.	1151
LEGITSKP		53
TOTAL		1310

VAR# 0463 SCH026JC COLS 1149-1151
PERCENTAGE GRADE

CATEGORY LABEL	CODE	ABSOLUTE FREQ
ALPHA-NUMERIC DATA	998.	62
BLANK	999.	1203
LEGITSKP		53
TOTAL		1310

VAR# 0464 SCH026JD COLS 1152-1155
OTHER GRADE

CATEGORY LABEL	CODE	ABSOLUTE FREQ
ALPHA-NUMERIC DATA	9998.	17
BLANK	9999.	1298
LEGITSKP		53
TOTAL		1310

VAR# 0465 SCH026KA COLS 1156-1157
LETTER GRADE D+

CATEGORY LABEL	CODE	ABSOLUTE FREQ
USED	1.	285
BLANK	98.	980
LEGITSKP	99.	53
TOTAL		1310

VAR# 0466 SCH026KB COLS 1158-1160
NUMERICAL GRADE

CATEGORY LABEL	CODE	ABSOLUTE FREQ
ALPHA-NUMERIC DATA	998.	112
BLANK	999.	1153
LEGITSKP		53
TOTAL		1310

SCHOL. TAPE ITEM FREQUENCIES

VAR# 0467 SCH042KC CULS 1161-1163
 PERCENTAGE GRADE

ABSOLUTE	
CODE	FREQ
998.	64
999.	1201
999.	53
TOTAL	1318

VAR# 0471 SCH042LC CULS 1173-1175
 PERCENTAGE GRADE

ABSOLUTE	
CODE	FREQ
998.	130
999.	1135
999.	53
TOTAL	1318

VAR# 0475 SCH042MC CULS 1185-1187
 PERCENTAGE GRADE

ABSOLUTE	
CODE	FREQ
998.	56
999.	1209
999.	53
TOTAL	1318

VAR# 0468 SCH042KD CULS 1164-1167
 OTHER GRADE

ABSOLUTE	
CODE	FREQ
998.	14
999.	1251
999.	53
TOTAL	1318

VAR# 0472 SCH042LD CULS 1176-1179
 OTHER GRADE

ABSOLUTE	
CODE	FREQ
998.	38
999.	1227
999.	53
TOTAL	1318

VAR# 0476 SCH042HD CULS 1188-1191
 OTHER GRADE

ABSOLUTE	
CODE	FREQ
998.	19
999.	1246
999.	53
TOTAL	1318

VAR# 0469 SCH042LA CULS 1168-1169
 LETTER GRADE D

ABSOLUTE	
CODE	FREQ
928	1.
98.	337
99.	53
TOTAL	1318

VAR# 0473 SCH042MA CULS 1180-1181
 LETTER GRADE D-

ABSOLUTE	
CODE	FREQ
928	1.
98.	1001
99.	53
TOTAL	1318

VAR# 0477 SCH042NA CULS 1192-1193
 LETTER GRADE E

ABSOLUTE	
CODE	FREQ
928	1.
98.	718
99.	53
TOTAL	1318

VAR# 0470 SCH042LB CULS 1170-1172
 NUMERICAL GRADE

ABSOLUTE	
CODE	FREQ
998.	282
999.	983
999.	53
TOTAL	1318

VAR# 0474 SCH042MR CULS 1182-1184
 NUMERICAL GRADE

ABSOLUTE	
CODE	FREQ
998.	97
999.	1168
999.	53
TOTAL	1318

VAR# 0478 SCH042NB CULS 1194-1196
 NUMERICAL GRADE

ABSOLUTE	
CODE	FREQ
998.	183
999.	1082
999.	53
TOTAL	1318

SCHOOL TAPE ITEM FREQUENCIES

VAR# 0079 SCH002NC COLS 1197-1199
PERCENTAGE GRADE

CATEGORY LABEL	ABSOLUTE CODE FREQ
ALPHA-NUMERIC DATA	02
BLANK	998, 1103
LEGITSKP	999, 53
TOTAL	1310

VAR# 0080 SCH002ND COLS 1200-1203
OTHER GRADE

CATEGORY LABEL	ABSOLUTE CODE FREQ
ALPHA-NUMERIC DATA	66
BLANK	998, 1199
LEGITSKP	999, 53
TOTAL	1310

VAR# 0081 C ADJ WT COLS 1208-1211
GROSS ADJUSTED COUNSELOR WEIGHT

CATEGORY LABEL	ABSOLUTE CODE FREQ
GT 0	0, 280
BLANK	0, 1030
TOTAL	1310

VAR# 0082 C UNADJ WT COLS 1212-1219
GROSS UNADJUSTED COUNSELOR WEIGHT

CATEGORY LABEL	ABSOLUTE CODE FREQ
GT 0	0, 276
BLANK	0, 1042
TOTAL	1318

VAR# 0083 M-PHSAMP COLS 1220-1220
WAS THIS SCHOOL SAMPLED BY MAIL OR BY
PHONE, IN THE 85YR?

CATEGORY LABEL	ABSOLUTE CODE FREQ
MAIL	1, 918
PHONE	2, 149
RESURVEY	3, 256
TOTAL	1318

VAR# 0084 OE TURN? COLS 1221-1221
WAS THIS SCHOOL AN O.E. TURNAROUND? -
BASE YEAR

CATEGORY LABEL	ABSOLUTE CODE FREQ
NO	1, 977
YES	2, 142
BLANK	8, 199
TOTAL	1318

VAR# 0085 ALT USED COLS 1222-1222
WERE ALTERNATES USED? - BASE YEAR

CATEGORY LABEL	ABSOLUTE CODE FREQ
YES	1, 138
NO	2, 939
BLANK	8, 241
TOTAL	1318

VAR# 0086 PRISCTR COLS 1223-1223
WAS THIS SCHOOL PRIMARY, SECONDARY, OR
TERTIARY IN THE 85YR SAMPLE?

CATEGORY LABEL	ABSOLUTE CODE FREQ
PRIMARY	1, 1153
SECONDARY	2, 124
TERTIARY	3, 25
AUGMENTATION	4, 16
TOTAL	1318

VAR# 0087 27LAIESC COLS 1224-1224
WAS THIS SCHOOL ONE OF THE 27 SCHOOLS
SAMPLED LATE, IN THE 85YR?

CATEGORY LABEL	ABSOLUTE CODE FREQ
NO	1, 1077
BLANK	8, 241
TOTAL	1318

VAR# 0088 TEST WT COLS 1225-1232
STUDENT TEST BATTERY WEIGHT - BASE
YEAR

CATEGORY LABEL	ABSOLUTE CODE FREQ
GT 0	0, 393
BLANK	0, 925
TOTAL	1318

VAR# 0089 SHIF WT COLS 1233-1240
STUDENT RECORD INFORMATION FORM WEIGHT
- BASE YEAR

CATEGORY LABEL	ABSOLUTE CODE FREQ
GT 0	0, 276
BLANK	0, 1042
TOTAL	1318

VAR# 0090 QUEST WT COLS 1241-1248
STUDENT QUESTIONNAIRE WEIGHT - BASE
YEAR

CATEGORY LABEL	ABSOLUTE CODE FREQ
GT 0	0, 346
BLANK	0, 972
TOTAL	1318

STATISTICS RESEARCH DIVISION RESEARCH TRIANGLE INSTITUTE
 SCHOOL TAPE ITEM FREQUENCIES

VAR# 0491 #SENWEST CULS 1249-1252
 NUMBER OF SENIORS IN THE SCHOOL FROM
 WELSTAR

CATEGORY LABEL	ABSOLUTE
1-500	973
501-1000	311
1001-1500	17
BLANK	1
LEGITSKP	16
TOTAL	1318

VAR# 0494 # FFU CULS 1260-1261
 NUMBER OF FIRST FOLLOW UP
 QUESTIONNAIRES RECEIVED

CATEGORY LABEL	ABSOLUTE
0.	1H
1.	1
4.	1
5.	1
6.	1
7.	2
8.	4
9.	2
10.	8
11.	6
12.	9
13.	31
14.	54
15.	162
16.	296
17.	387
18.	286
19.	31
20.	8
21.	5
22.	5
TOTAL	1318

(CONT.) 0495 # SFU CULS 1262-1263

CATEGORY LABEL	ABSOLUTE
21.	2
22.	3
TOTAL	1318

VAR# 0492 #NONPART CULS 1253-1254
 NUMBER OF NON-PARTICIPATING STUDENTS -
 BASE YEAR

CATEGORY LABEL	ABSOLUTE
0.	870
1.	228
2.	124
3.	59
4.	26
5.	14
6.	6
7.	2
8.	0
9.	1
10.	2
12.	1
14.	1
TOTAL	1318

VAR# 0495 # SFU CULS 1262-1263
 NUMBER OF SECOND FOLLOW UP
 QUESTIONNAIRES RECEIVED

CATEGORY LABEL	ABSOLUTE
1.	1
4.	1
6.	1
7.	2
8.	6
9.	2
10.	11
11.	15
12.	34
13.	50
14.	112
15.	243
16.	319
17.	503
18.	184
19.	20
20.	9
TOTAL	1318

VAR# 0497 #INSTND CULS 1267-1267
 MINOR STRATUM NUMBER

CATEGORY LABEL	ABSOLUTE
0.	18
1.	160
2.	168
3.	113
4.	149
5.	218
6.	25
7.	123
8.	170
9.	124
TOTAL	1318

VAR# 0493 SCUNADMT CULS 1255-1259
 UNADJUSTED SCHOOL WEIGHT - BASE YEAR

CATEGORY LABEL	ABSOLUTE
0.	17
GT 0	1301
TOTAL	1318

VAR# 0498 #INSTND CULS 1268-1270
 FINAL STRATUM NUMBER

CATEGORY LABEL	ABSOLUTE
1 - 608	1318
TOTAL	1318

(CONT.) 0498 #INSTND CULS 1268-1270

CATEGORY LABEL	ABSOLUTE
1 - 608	1318
TOTAL	1318

SCHOOL TAPE ITEM FREQUENCIES

VAR# 0499 BYR#-STR COLS 1271-1271
PARTICIPATING SCHOOLS IN THIS
SCHOOL'S FINAL STRATUM, 88YR

CATEGORY LABEL	ABSOLUTE FREQ
0.	30
1.	279
2.	947
3.	54
TOTAL	1318

VAR# 0500 FUM-STR COLS 1272-1272
PARTICIPATING SCHOOLS IN THIS
SCHOOL'S FINAL STRATUM, FOLLOWUP

CATEGORY LABEL	ABSOLUTE FREQ
2.	1014
3.	300
4.	4
TOTAL	1318

VAR# 0501 W TFU COLS 1273-1273
NUMBER OF THIRD FOLLOW UP
QUESTIONNAIRES RECEIVED

CATEGORY LABEL	ABSOLUTE FREQ
1.	1
3.	1
6.	3
7.	1
8.	10
9.	8
10.	11
11.	35
12.	54
13.	106
14.	151
15.	265
16.	303
17.	233
18.	110
19.	15
20.	6
21.	4
23.	1
TOTAL	1318

VAR# 0502 STCODE COLS 1276-1277
STATE CODE FOR HIGH SCHOOL

CATEGORY LABEL	ABSOLUTE FREQ
AL	29
AK	1
AZ	12
AR	16
CA	133
CO	14
CT	15
DE	4
DC	5
FL	44
GA	30
HI	8
ID	3
IL	55
IN	24
IA	19
KS	11
KY	25
LA	37
ME	7
MD	22
MA	30
MI	65
MN	27
MS	20
NY	23
NC	7
ND	16
OH	2
OK	6
OR	38
PA	12
RI	73
SC	7
SD	22
TN	3
TX	31
UT	80
VT	6
VA	1
WA	33
WI	21
WV	12
WY	27
TOTAL	1318

VAR# 0503 F4FUNUM COLS 01270-01279
NUMBER OF FOURTH FOLLOW UP
QUESTIONNAIRES RECEIVED

CATEGORY LABEL	ABSOLUTE FREQ
1.	1
4.	1
5.	4
6.	5
7.	10
8.	10
9.	20
10.	47
11.	76
12.	115
13.	158
14.	244
15.	221
16.	206
17.	145
18.	43
19.	6
20.	2
21.	3
22.	1
TOTAL	1318

VAR# 0504 SCHUT COLS 01280-01284
SCHOOL FILE SAMPLE WEIGHT

CATEGORY LABEL	ABSOLUTE FREQ
GT 0	1318
TOTAL	1318