

International onshore VET qualification completer outcomes 2021



National Centre for Vocational Education Research

Highlights

Main reason for training

- 70.6% of international onshore qualification completers undertook training for employment-related reasons, 25.8% for personal reasons, and 3.6% for further study reasons.
- The most common reason was to develop or start their own business (22.4%), followed by improve general education skills (17.5%) and to gain extra skills for their current job (13.4%).

Employment and further study outcomes

- 64.1% of international onshore qualification completers had an improved employment status after training, up 10.5 percentage points from 2020.
- 75.5% were employed after training, up 10.8 percentage points from 2020.
- 54.6% were enrolled in further study after training, down 2.2 percentage points from 2020.

Barriers to employment

- Of those international onshore qualification completers looking for work after training, 89.3% faced at least one barrier when looking for work, down 3.8 percentage points from 2020.
 - The two most commonly cited barriers were 'lack of jobs due to COVID-19' (51.1%) and 'did not have a required permanent residency/work visa' (37.4%).

Satisfaction with training

- 85.4% of international onshore qualification completers were satisfied with the training overall, up 1.7 percentage points from 2020.
- 80.9% would recommend the training provider, similar to 2020.

Summary

This publication provides a summary of the outcomes of international students who completed a nationally recognised vocational education and training (VET) qualification in Australia during 2020 using data collected in mid-2021. These students were surveyed as an additional component to the 2021 National Student Outcomes Survey.

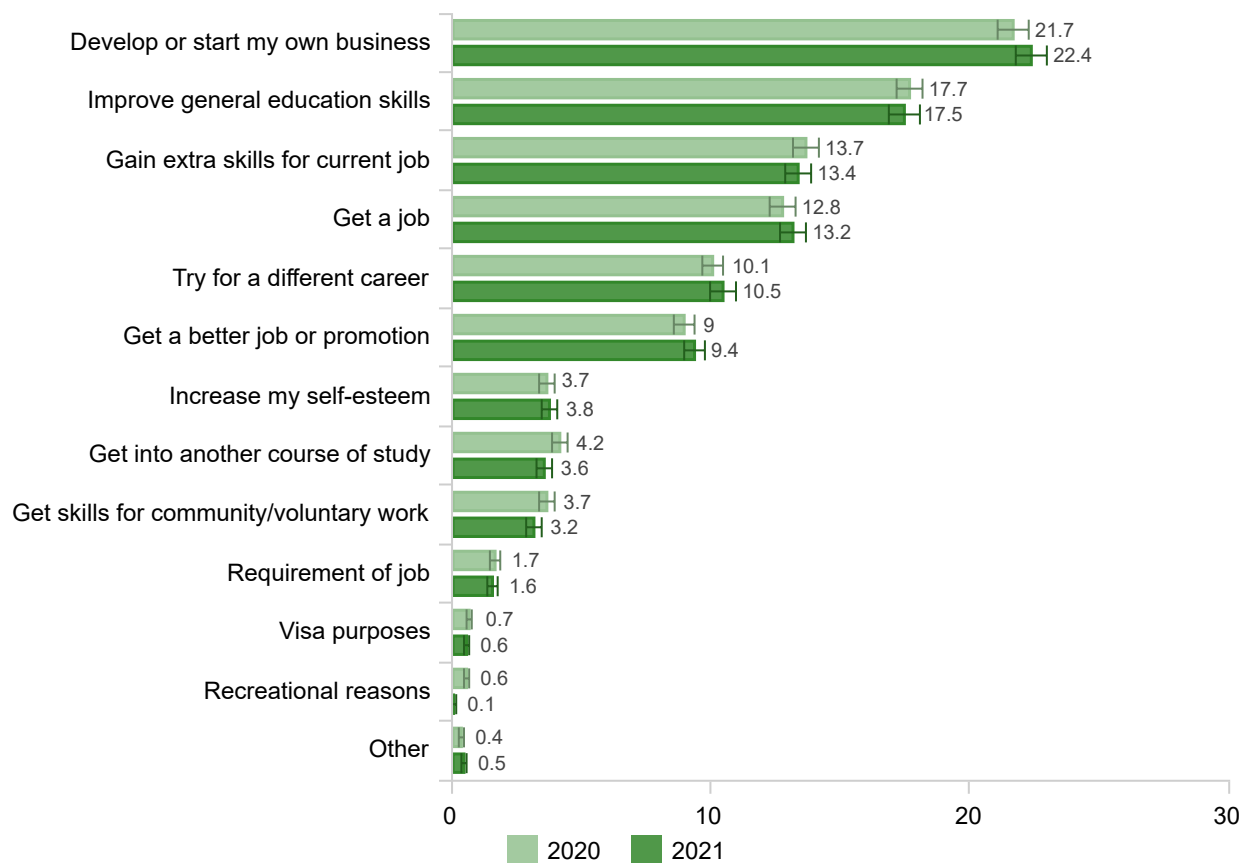
Information is presented on international onshore VET qualification completers' reasons for training and their employment outcomes, their satisfaction with training and further study outcomes.

Overall, 14 574 international onshore VET qualification completers responded to the survey.

Main reason for training

Overall 70.6% of international onshore qualification completers undertook training for employment-related reasons, 25.8% for personal reasons, and 3.6% for further study reasons. The main reason for training was to 'develop or start my own business', as cited by 22.4% of international onshore qualification completers.

Figure 1 Main reason for undertaking training, for international onshore qualification completers, 2020 and 2021 (%)



In 2021:

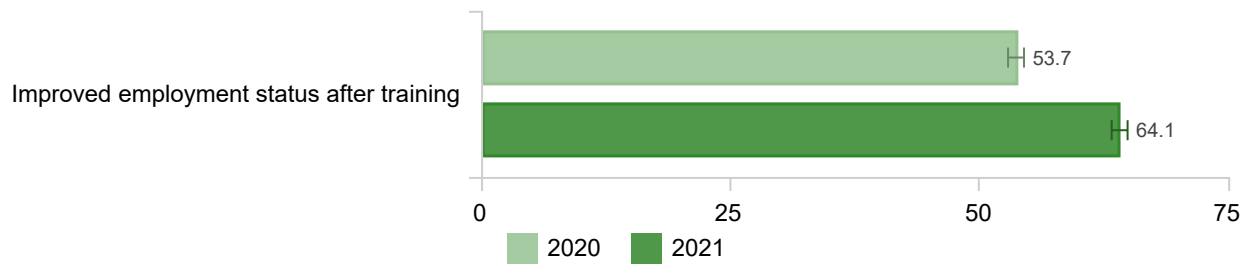
- 88.9% of international onshore qualification completers achieved their main reason for training, up 1.2 percentage points from 2020
- a higher proportion of international onshore qualification completers who undertook their training for personal development reasons achieved their main reason for undertaking training (93.8%) compared with those undertaking training for employment-related reasons (87.1%).

Employment outcomes

In 2021, 64.1% of international onshore qualification completers had an improved employment status after training, up 10.5 percentage points from 2020.

- 72.6% of international onshore qualification completers were employed before training. Of these:
 - 14.5% were employed at a higher skill level after training, up 3.2 percentage points from 2020
 - 36.5% were employed in a better job after training, up 10.0 percentage points from 2020.
- 27.4% of international onshore qualification completers were not employed before training. Of these:
 - 58.7% were employed after training, up 9.4 percentage points from 2020.

Figure 2 Improved employment status after training for international onshore qualification completers, 2020 and 2021 (%)



In total, 75.5% of international onshore qualification completers were employed after training, up 10.8 percentage points from 2020.

- 72.8% were employed in Australia, and 2.4% were employed in another country.

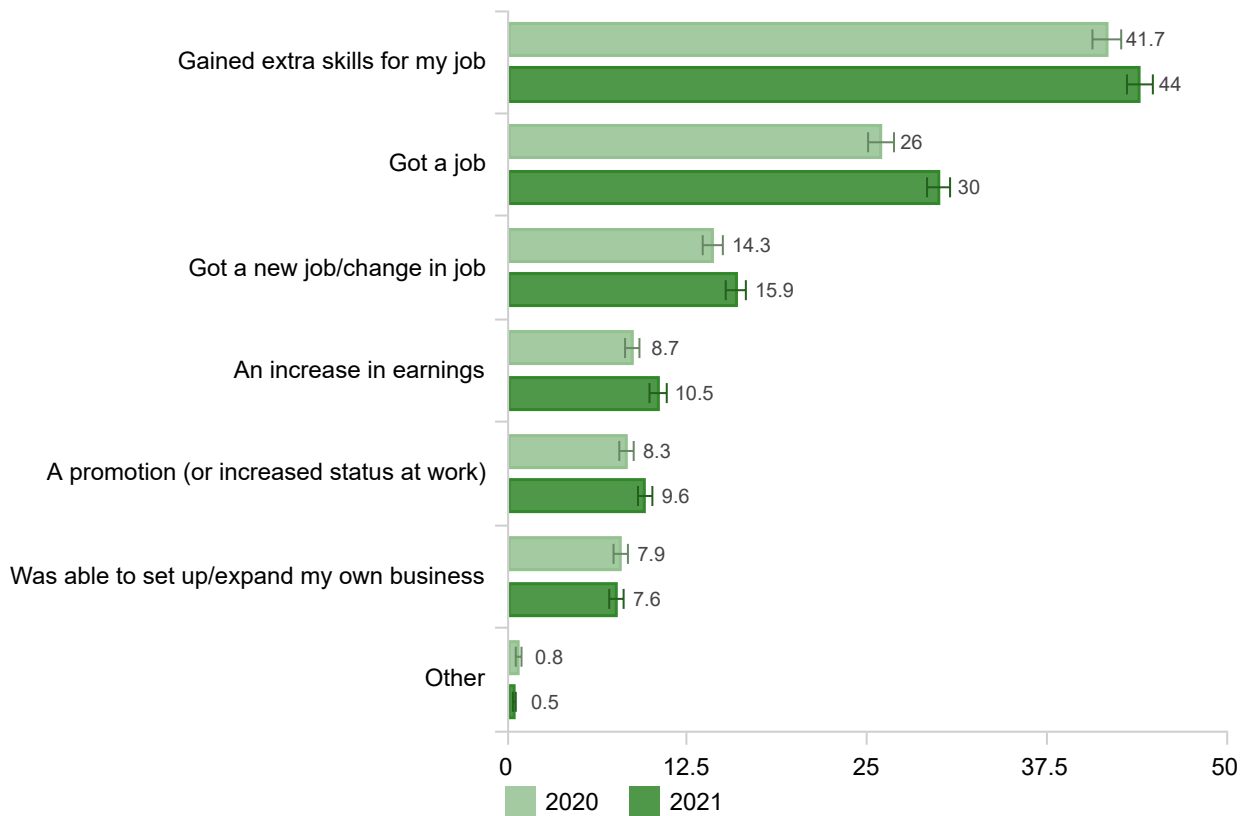
In 2021, 18.7% of international onshore qualification completers were employed after training in the same occupation as their qualification, up 4.3 percentage points from 2020. A further 32.6% were employed in a different occupation but found the training relevant to their current job, up 4.5 percentage points from 2020.

Job-related benefits

Of international onshore qualification completers employed after training:

- 79.8% received at least one job-related benefit, up 3.2 percentage points from 2020
- the most commonly cited benefit was 'gained extra skills for my job', cited by 44.0% of international onshore qualification completers followed by 'got a job' (30.0%).

Figure 3 Job-related benefits of undertaking training, for international onshore qualification completers employed after training, 2020 and 2021 (%)



Note: Totals sum to more than 100% as respondents could choose more than one response category.

Barriers to employment

59.2% of international onshore qualification completers were looking for work at some stage after training (including some who were already employed), similar to 2020. Of these, 89.3% faced at least one barrier when looking for work after training, down 3.8 percentage points from 2020.

The five most commonly cited barriers were:

- lack of jobs due to COVID-19 (51.1%, down 9.6 percentage points from 2020)
- did not have a required permanent residency/work visa (37.4%, similar to 2020)
- insufficient work experience (23.9%, up 2.3 percentage points from 2020)
- salary too low (13.8%, up 1.4 percentage points from 2020)
- not knowing where to look for jobs (13.7%, similar to 2020).

Figure 4 Barriers cited by international onshore qualification completers when looking for work in Australia after training, 2020 and 2021 (%)



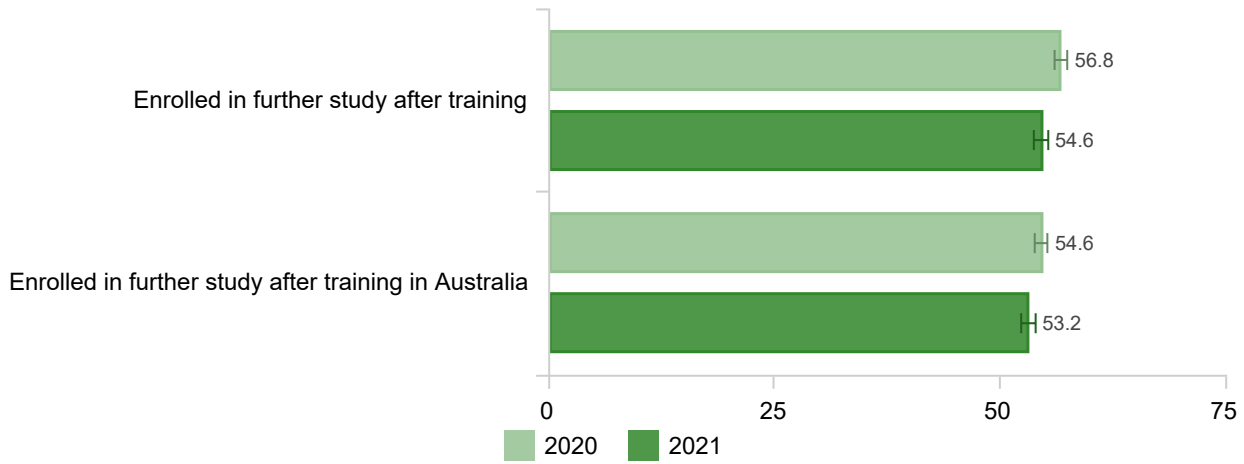
Note: Totals sum to more than 100% as respondents could choose more than one response category.

Further study outcomes

In 2021:

- 54.6% of international onshore qualification completers enrolled in further study after training, down 2.2 percentage points from 2020
- 53.2% were enrolled in further study after training in Australia, down 1.4 percentage points from 2020.

Figure 5 Enrolled in further study after training, for international onshore qualification completers, 2020 and 2021 (%)



Satisfaction with training

In 2021:

- 85.4% of international onshore qualification completers were satisfied with the training overall, up 1.7 percentage points from 2020
- 80.9% of international onshore qualification completers are likely to recommend their training provider, similar to 2020.

Figure 6 Satisfaction with training, for international onshore qualification completers 2020 and 2021 (%)

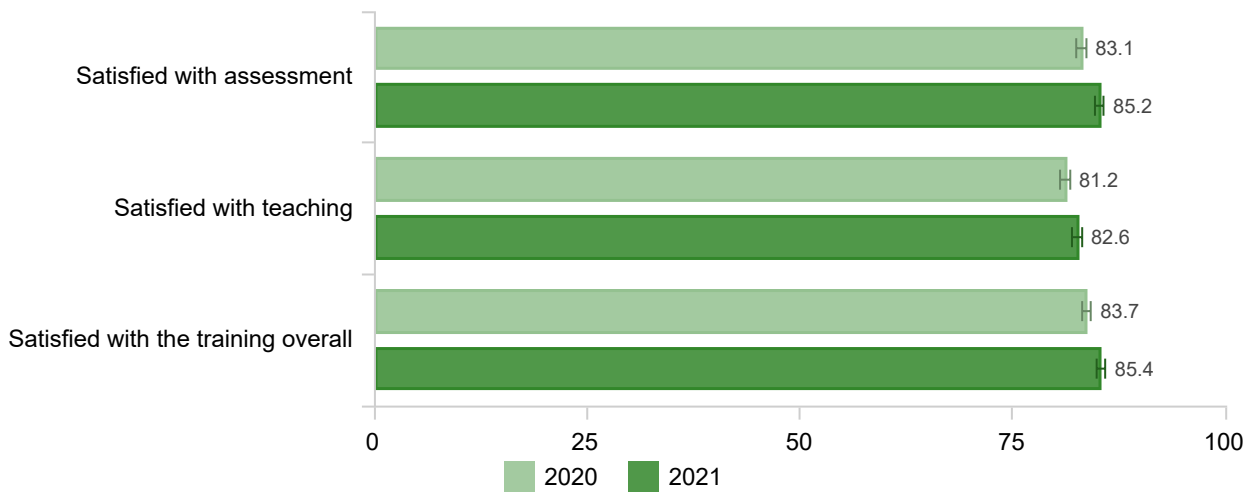
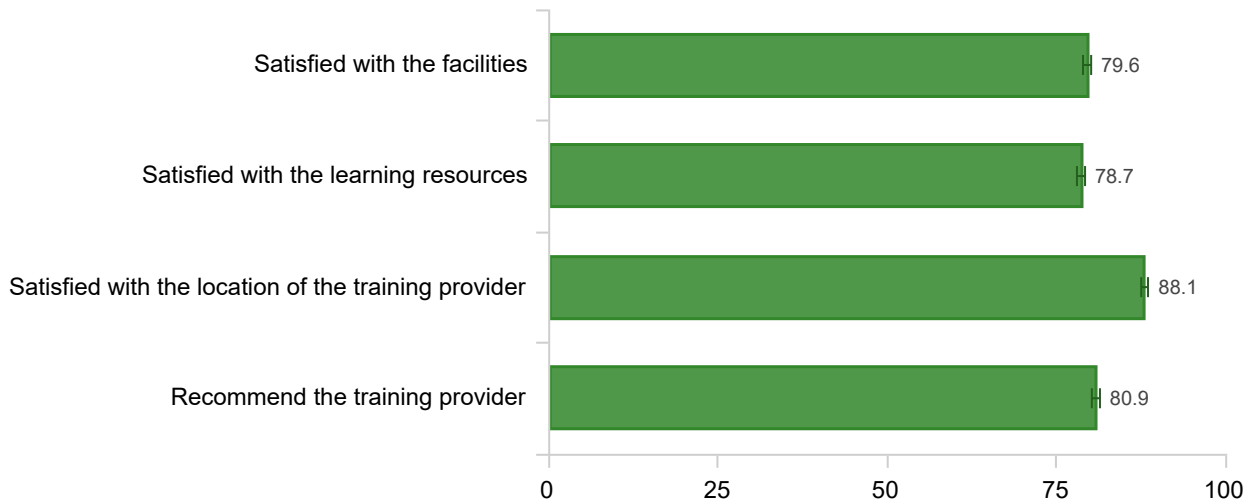


Figure 7 Satisfaction with training provider, for international onshore qualification completers, 2021 (%)



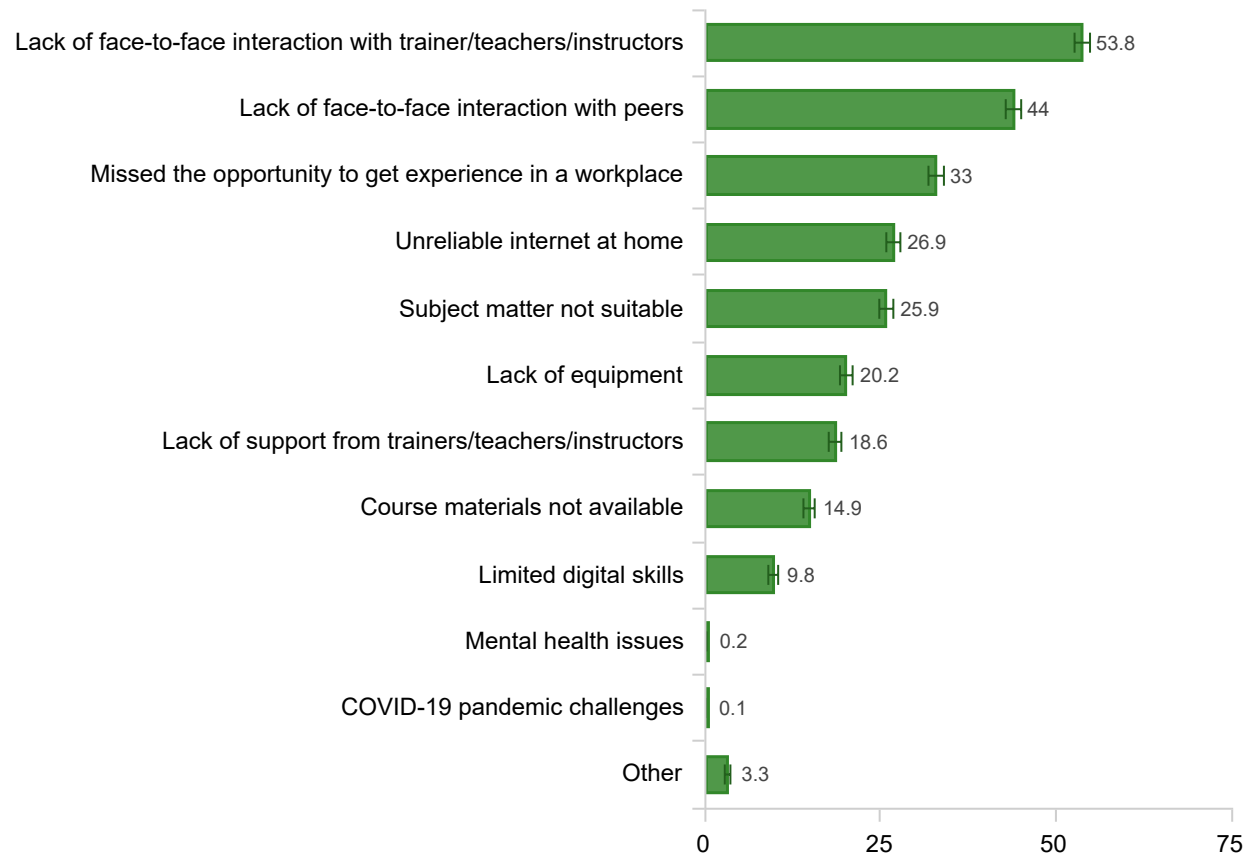
Effect of the COVID-19 pandemic

For training undertaken in 2020:

- 84.4% of international onshore qualification completers had some of their training shift to online learning due to the COVID-19 pandemic. Of these:
 - 88.6% received support from their training provider to transition to online learning, of which 88.2% were satisfied with the support offered.
 - 53.2% faced at least one challenge with online learning.

Of those who faced challenges with online learning, lack of face-to-face interaction with trainers and with peers were the most commonly cited challenges.

Figure 8 Challenges faced with online learning by international onshore qualification completers, 2021 (%)



Note: Totals sum to more than 100% as respondents could choose more than one response category.

For training undertaken in 2020:

- 61.0% of international onshore qualification completers undertook a work placement. Of these:
 - 43.6% had their work placement delayed due to the COVID-19 pandemic.

© Commonwealth of Australia, 2022



For details and exceptions visit the [NCVER Portal](#).

This document should be attributed as NCVER 2022, *International onshore VET qualification completer outcomes 2021*, NCVER, Adelaide.

This work has been produced by NCVER on behalf of the Australian Government, and state and territory governments, with funding provided through the Australian Government Department of Education, Skills and Employment.

The views and opinions expressed in this document are those of NCVER and do not necessarily reflect the views of the Australian Government or state and territory governments.

ISBN 978-1-925717-98-3
TD/TNC 147.07

Published by NCVER, ABN 87 007 967 311