

*Transforming
Education
to Unlock
Lifelong
Opportunity
and Success
for Each and
Every Child*



ANNUAL REPORT 2019



A Message from our Chairman

Across the nation, progress in transforming education is happening before our eyes. The year 2019 saw states, communities, teachers and parents successfully working to modernize our schools, expand opportunity and improve outcomes for students.

Yet only weeks after 2019 came to a close, the student-centered education policies we work to advance suddenly took a back seat to the health and safety of communities, with schools shuttered and many students no longer learning.

It is a time that is testing us. And it is demanding that we take a hard look and ask many difficult questions about America's education systems:


Are students fully prepared for a purposeful and productive future? Are schools using technology and other resources to maximize every student's opportunity to access content and achieve success? And are states holding schools accountable for student achievement? Do families have enough high-quality educational options to find the school that best works for their child?

I believe the policies and progress described in the following pages hold the key to those answers. *ExcelinEd's* formula for success—built on innovation, opportunity and quality—is a proven approach for transforming education, no matter the setting. Student-centered policies can and do deliver results.

It is clear that America's education status quo is receding fast, with unknown challenges still ahead. Children will be continuing their education in ways perhaps unimagined just a year ago.

Yet I believe their future is bright. State leaders are already taking steps to ensure schools and students can adapt and even thrive, with education policies and programs to overcome temporary setbacks.

In the year ahead, our commitment to support states—the incubators of innovation—has never been more important, with our pledge to act with vision, urgency and resolve. Thank you for joining us.



Onward,

Jeb Bush
Chairman, *ExcelinEd*

A Message from our CEO

Thanks to your partnership and generous support of our work in 2019, more than **600,000 children** are newly benefiting from student-centered policies. Equally impressive, **\$600 million** in new funding was added to states' student-centered programs in early literacy, educational opportunity, computer science, and workforce and college acceleration.

These are inspiring numbers, yet they are far from what's needed to reach every student with a transformative education. Parents everywhere know their children face real challenges in preparing for a successful future. They're rightfully concerned that many of the skills needed in college and the workforce are not being taught in today's classrooms. And from the vantage point of early 2020 and a pandemic-changed world, we know that too many students lack access to digital learning and the educational resources needed for success.

ExcelinEd has policy solutions to change that. We are actively expanding our research to support state leaders in managing and ultimately improving school systems. We continue examining whether workforce credentials offered in states actually align with high-wage, high-quality real-world jobs in those regions. We are exploring how more students can participate in college acceleration opportunities, and we are identifying solutions that address the skills gap in information technology and computer science. At the same time, the fundamentals of a sound education—reading and math—remain at the heart of *ExcelinEd's* work.

We know from decades of experience that policy has the power to change lives. I hope you agree and that you'll join us as we work to make a difference for students across the nation.



Patricia Levesque
CEO, *ExcelinEd*



Jeb Bush, Chairman

Chairman of the Board & 43rd Governor of Florida



Reginald J. Brown

Partner at WilmerHale Law Firm



Eric Cantor

Vice Chairman and Managing Director at Moelis & Company & former House Majority Leader




Chris Cerf

Former New Jersey Commissioner of Education



Gary Chartrand

Executive Chairman of Acosta & Board Chair of KIPP: Jacksonville Schools



César Conde

Chairman of NBCUniversal International Group & NBCUniversal Telemundo Enterprises



F. Philip Handy

Chief Executive Officer of Winter Park Capital & former Chairman of the Florida State Board of Education



Dee Bagwell Haslam

Owner of the Cleveland Browns, Partner Pilot Corporation, CEO RIVR Media Companies



Allan B. Hubbard

Co-founder and Chairman, E&A Industries & former Director, National Economic Council



Joel I. Klein

Chief Policy and Strategy Officer of Oscar Health & former Chancellor of the New York City Department of Education



Susana Martinez

Former Governor of New Mexico

Our Challenge

Organized around the needs of adults more than a century ago, America's outdated education system is failing many of today's students, leaving them unprepared for college or a career.

36th Where U.S. students rank internationally in math. They also rank 18th in science and 13th in reading.¹

59% The percentage of fourth graders that are not performing on grade level in math; 65% are not proficient in reading.²

1.7m The number of first-year college students needing remedial help.³

50% The percentage of U.S. Millennials that are unable to effectively apply literacy or math skills in the workplace.⁴

Our Solution

To address this education and economic crisis, former Florida Governor Jeb Bush launched the Foundation for Excellence in Education (ExcelinEd) to support state leaders in transforming education so that all children are equipped for success.

Focused on educational quality, innovation and opportunity—both within and outside of the traditional system—ExcelinEd advances a broad range of student-centered policy solutions that are successfully:

- ✓ Increasing student learning
- ✓ Ready graduates for college and career
- ✓ Advancing equity

1. Programme for International Student Assessment
2. National Assessment of Educational Progress
3. National Center for Education Statistics
4. ETS

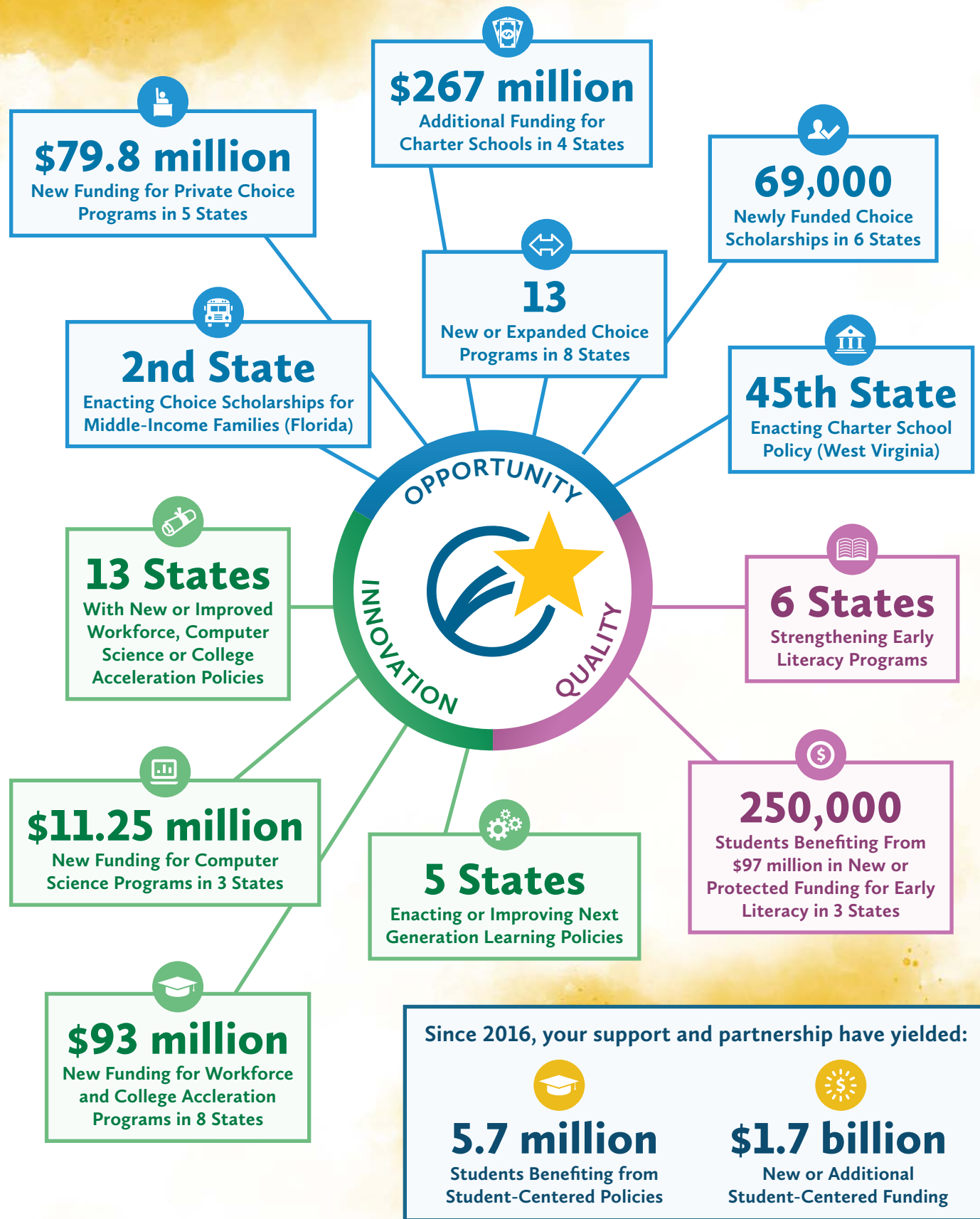
Our Approach

-  **Convening Thought Leaders**
We host the National Summit on Education to annually convene the brightest minds in education policy, and we facilitate networks of states and partner collaboratives to inform policy and practice.
-  **Policy Development & Implementation**
We bring deep policy expertise and implementation experience to develop and support state leaders with customized, student-centered policy solutions.
-  **State-Specific Research**
We conduct and leverage research to understand how policies translate to rising academic achievement, closing the equity gap, improved college and career readiness and real-world student success.
-  **State Advocacy**
We advocate for change in states that are ready to take the steps needed for transforming education systems.

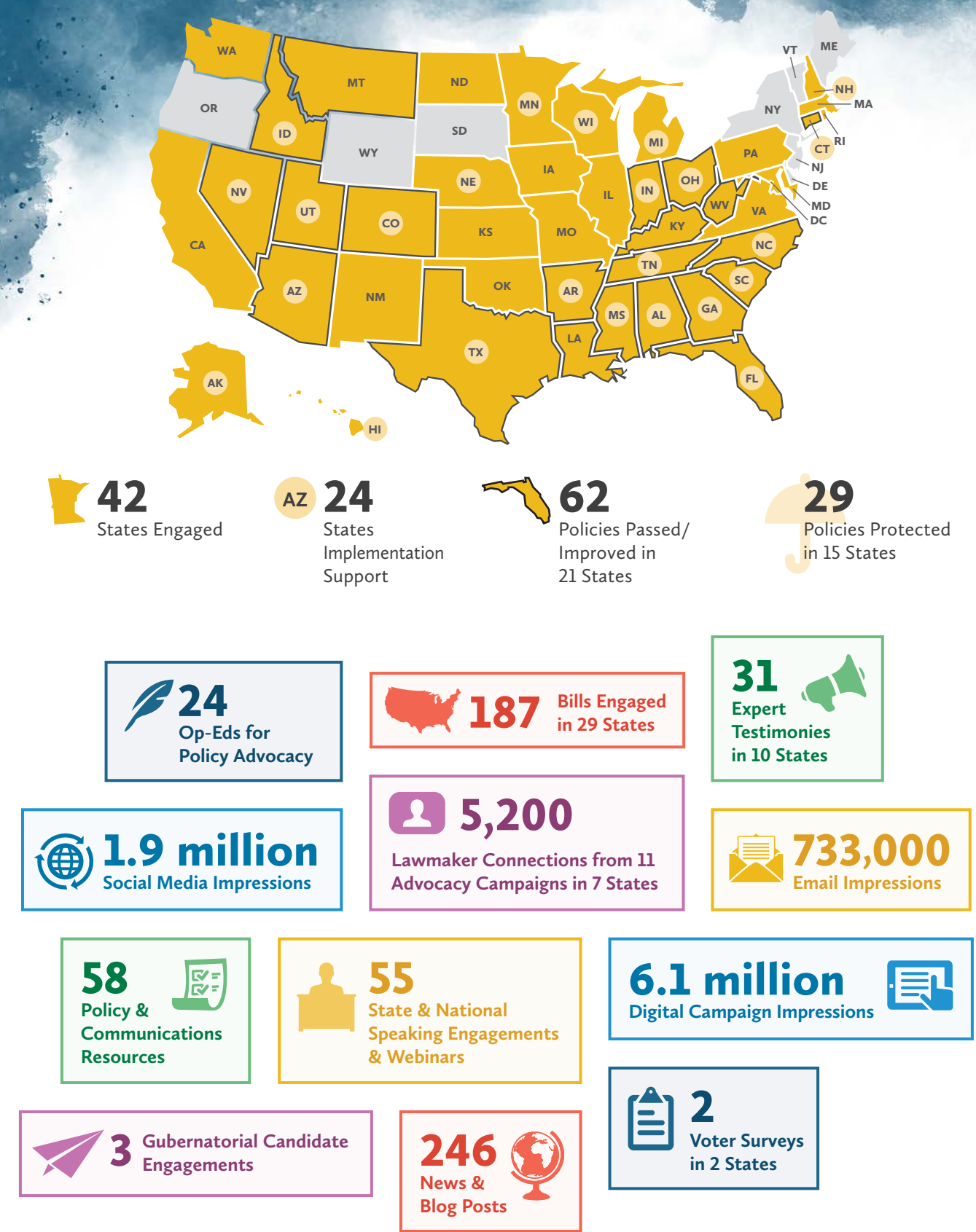
Our Values



OUR IMPACT IN 2019



EXCELINED IN THE STATES 2019



NATIONAL SUMMIT 2019 ON EDUCATION REFORM

Convening the Nation's Leaders

ExcelinEd's annual National Summit on Education is the nation's premier gathering of education policymakers, practitioners and advocates. More than a thousand state and national leaders convene for the event, providing an unparalleled forum for exchanging results-based solutions and strategies that can shape public policy so critical to transforming education. This unique conference annually serves as a catalyst for energizing and accelerating education improvements across the nation.

In 2019, the National Summit's exceptional lineup of six keynote speakers inspired and empowered attendees to build a brighter future for our nation's families. In addition to these keynotes, attendees chose from 49 in-depth sessions on pilots, practices and policy solutions that are creating quality, innovation and opportunity in education.

The Future of Education: A distinguished panel of state and national leaders discussed how American education systems must adapt to prepare students for success in the 21st century and the disruptive innovations needed for transforming today's classroom into tomorrow's ideal laboratory of learning.

Panelists included the College Board's **Stefanie Sanford**; former Mayor of Chicago **Rahm Emanuel**; America Achieves' **Jon Schnur**; Tennessee Governor **Bill Lee**; and the Bill and Melinda Gates Foundation's **Allan Golston**.



ExcelinEd Chairman, **Governor Jeb Bush**, opened the National Summit with his vision for transforming education systems across the nation.



ExcelinEd CEO **Patricia Levesque** welcomed attendees to the 2019 National Summit for Education Reform in San Diego, CA.

"...can't wait until next year!"

Dr. Michael Johnson, Alaska Commissioner of Education



ExcelinEd Chairman, **Governor Jeb Bush**, engaged in a conversation with Education Post's **Chris Stewart** on the impact of student-centered policies.




Dr. Todd Rose, award-winning author of *Dark Horse* and *The End of Average*, offered insights on empowering students to lead lives of "passion, purpose and achievement" in a moderated discussion with former New Mexico Governor and ExcelinEd Board Member **Susana Martinez**.

Dr. Jonathan Haidt, author of *The Coddling of the American Mind*, shared insights on how to help today's students become the critical thinkers and resilient leaders we need.

"I loved it again. Thank you so much for everything you do for education!"

Representative **Tama Theis**, Minnesota House of Representatives



Sal Khan, founder of the worldwide Khan Academy, highlighted online innovations for supporting teachers and informing classroom practice. For his transformative actions to bring free, online learning to anyone, anywhere, Sal received ExcelinEd's 2019 **Excellence in Education Award**.



65th Anniversary of Brown v. Board of Education: A distinguished panel of education leaders reflected on our nation's progress over the past six decades and the hard work still ahead to advance educational equity for each and every child.

Panelists included 50CAN's **Derrell Bradford**; **Margaret Fortune**, Fortune School of Education; Education advocate **Stephen Cockrell**; **Cheryl Brown Henderson**, The Brown Foundation for Educational Equity, Excellence and Research; and **Dr. Michael Lomax**, United Negro College Fund



Panelist **Cheryl Brown Henderson**, daughter of the Reverend Oliver Brown who in the fall of 1950 along with 12 other parents filed suit on behalf of their children against the local Board of Education

Strategy Sessions and Workshops

#EIE19's expanded range of strategy sessions and workshops included some of the hottest education topics, new ideas, first-of-its-kind research and proven policy solutions.



Strategy Session: Two Codes All Kids Need to Know

Hadi Partovi, CEO and founder of Code.org, and **Stefanie Sanford**, Chief of Global Policy at the College Board, shared insights into the “two codes” a student must learn for postsecondary success: computer science and the U.S. Constitution.



Field Trip: Innovations in Learning

The 2019 National Summit featured a field trip for attendees to see education innovation in action and engage with district leaders, teachers, students and principals. Sponsored by Myers-Briggs, the field trip's 70+ participants toured three schools in the Cajon Valley Union School district where personalized education helps develop students' interests and career choices that reflect their individual strengths, interests and values.



Governor Bush engaged with policymakers throughout the Summit, exploring policy solutions, addressing challenges and strengthening partnerships for advancing student-centered policies across the nation.



Strategy Session: How Charter Schools Are Developing Great Teachers

“Love this conference and really appreciate ExcelinEd!”

Mickey Zitzmann,
FAU Foundation, Inc.



Strategy Session: We the People: Civics Education and the Health of Democracy



#EIE19 Highlights

- 1,100 Registrants from 48 states and Washington, D.C.
- 95% of Attendees #EIE19's Content as “A” (Outstanding) or “B” (Above Average)
- 3,600 #EIE19 Hashtag Uses by Nearly 300 Different Users
- 8,000+ YouTube Video Views



Strategy Session: Navigating Social, Emotional and Academic Development



Strategy Session: High School Transformation and the Future of Work
XQ Institute's **Nicole Campbell** and former West Virginia Governor **Bob Wise** joined a panel discussion on how to reimagine high schools—the critical connection to postsecondary options—to ensure students graduate ready to succeed in college and career.



Strategy Session: Parent Power! Changing Laws, Changing Lives

“I enjoy the perspectives and knowledge shared. I value the sharing of policies and what other states are prioritizing in education.”

Dawn Nordine,
Executive Director,
Wisconsin Virtual School



Workshop: Computer Science Education Policy is Sweeping the Nation—Don't Miss Out!



2019 THOUGHT LEADERSHIP HIGHLIGHTS

EduForums and Events

National School Choice Week 2019

Joined more than 10.8 million people across the country to celebrate educational opportunity.



SxSW EDU

Participated in education forums across the country, including SXSW EDU with a keynote address by Governor Jeb Bush on the future of education and a preview of ExcelsiEd's industry credentials research. Other panels included the Reagan Institute Summit on Education, Digital Learning Annual Conference and US Chamber's Business Leads Fellowship Program.

Mackinac Policy Conference

Governor Bush gave an address, *The Education Crisis – Change is Possible*, at the Mackinac Policy Conference in northern Michigan, advocating for thoughtful change, bold accountability and ambitious school choice opportunities.

Bipartisan Testimony to Congress

ExcelsiEd Senior Policy Fellow Christy Hovanetz, Ph.D. joined the bipartisan House Dyslexia Caucus in Washington, D.C., for a briefing on the science of reading.

The Future of Education

Utah's Sutherland Institute hosted Governor Bush at a convening of business, industry, legislative and community leaders, including Governor Gary Herbert, to discuss policies with the potential to transform education.



Texas Tribune's *The Future of Public Education*

ExcelsiEd Board Member Governor Susana Martinez participated on an education-focused panel at the Texas Tribune Festival (TribFest), an acclaimed three-day event that convenes state and national leaders to address policies that affect communities, schools and the workplace.



EduCommentary

School Choice Advocacy

Published op-eds from board members Eric Cantor, *Time to let families lead the way in education*, and Gary Chartrand, *Parents want the opportunity to choose the best school for their kids*.

Voices for Education

Featured in two Florida podcasts: Voices4Ed and the James Madison Institute's *Pundits on the Porch*, to share views on the success and expansion of educational opportunity in Florida. Also appeared on Michigan's *The Big Show* radio broadcast on early literacy.



Private Choice in Florida

Published commentary by Governor Bush in the Tampa Bay Times, *Public schools are not harmed by private school tuition vouchers*, about Florida's new Family Empowerment Scholarship.

20th Anniversary of the A+ Plan

Governor Bush appeared in USA Today with an opinion editorial highlighting two decades of education reform in Florida: *Governor Bush reflects on the 20th Anniversary of the A+ Plan*. An anniversary-themed blog series followed, with leaders and educators reflecting on the A+ Plan and its transformative impact on Florida education.

Mackinac Policy Conference

Governor Bush appeared in the Detroit News: *Jeb Bush explains What Michigan can learn from Florida on Education*.



Industry Credentials Research

Published articles in *The 74* describing research results from ExcelsiEd's *Credentials Matter*, including: *Do the Industry Credentials Students Earn Truly Prepare Them for Success? Most States Don't Have the Data to Tell*.

Computer Science Commentary

CEO Patricia Levesque appeared in the Tampa Bay Times with a commentary on the powerful impact of computer science education, *Computer science education pays off*.

Connecting Education to Workforce Success

Co-authored an article in EducationNext with the Education Strategy Group: *States Can Foster Economic Opportunity by Promoting High-Value Credentials*.

Credentials Matter in the News

Received coverage in Education Dive on industry credentials research and its relevance to careers in solar energy, *Studying solar: CTE programs expose students to fast-growing renewable energy careers*.

EduResearch, Surveys & Resources



IT + CS Business Advisory Council Report

ExcelsiEd and Code.org established an IT + CS Business Advisory Council. The Council's report identifies what businesses, education leaders and policymakers can do to address the skills gap in information technology and computer science.

Demand for Education Choice

Commissioned opinion surveys in Florida and Alabama on private education choice. In both states, more than 70% of respondents support expanding educational choice to more students. In Alabama, almost two-thirds also support open enrollment and expanding charter schools.

Evidence that Private School Choice Works

Supported new research by the Urban Institute, *The Effects of the Florida Tax Credit Scholarship Program on College Enrollment and Graduation*, that found children participating in the scholarship program are more likely than their peers to enroll in college and earn a degree.



Improving Teacher Quality

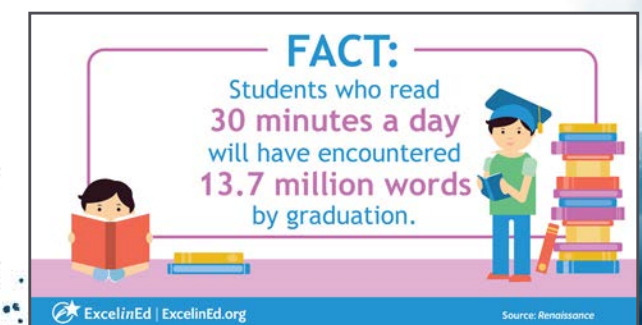
Published a policy brief, *Micro-Credentials: A Game-Changing Opportunity for States to Support the Professional Growth of Teachers*.

#AskExcelsiEd

Continued the popular #AskExcelsiEd blog series throughout the year, focusing on in-demand topics each week such as computer science, early literacy and workforce readiness. Featured *5 Steps to Maximize Career and Technical Education Funding* as the 100th post.

#FactFriday

Produced a weekly #FactFriday series of infographics on education topics with 44 entries throughout the year.



Reading is the Gateway to Learning

A comprehensive reading policy that begins in kindergarten to ensure students are reading on grade level by the end of third grade.

Early literacy continued to garner state-level support in 2019, with ExcelinEd's Early Literacy Network of state education agencies growing in size and scope to support successful policy implementation across the country. Six states strengthened their policies in 2019, with **Alabama** adding new literacy supports for schools and teachers. **Idaho** doubled its investment in early literacy to \$26 million, and **Nevada** committed \$63 million over two years to its Read-by-3 early literacy program.

Colorado increased accountability, transparency and teacher supports for its READ Act, while **Georgia** added a statewide screening program to detect dyslexia in kindergartners and identify struggling readers. Several other states, including **Florida** and **Mississippi**, took steps to protect their early literacy policies during the year.

ExcelinEd's Early Literacy Network

The Early Literacy Network was formed in 2015 as a collaborative forum for State Education Agency literacy leaders and reading program specialists who are directly responsible for implementing comprehensive early literacy policy and programs. The Network convenes quarterly to discuss current practices, troubleshoot challenges and share lessons learned for effective policy and program implementation. Membership has steadily grown to 46 members representing 16 states:

- | | | | |
|----------|-------------|----------------|----------------|
| Alabama | Idaho | Nebraska | Ohio |
| Arizona | Indiana | Nevada | Oklahoma |
| Colorado | Mississippi | New Mexico | South Carolina |
| Florida | Michigan | North Carolina | Tennessee |



POLICY SOLUTIONS

Establish a comprehensive, statewide K-3 reading program that includes:

- Teacher Training
- Funding Support
- Early Literacy Screening
- Parent Notification
- Individualized Plans
- Progress Monitoring
- Retention with Intensive Intervention

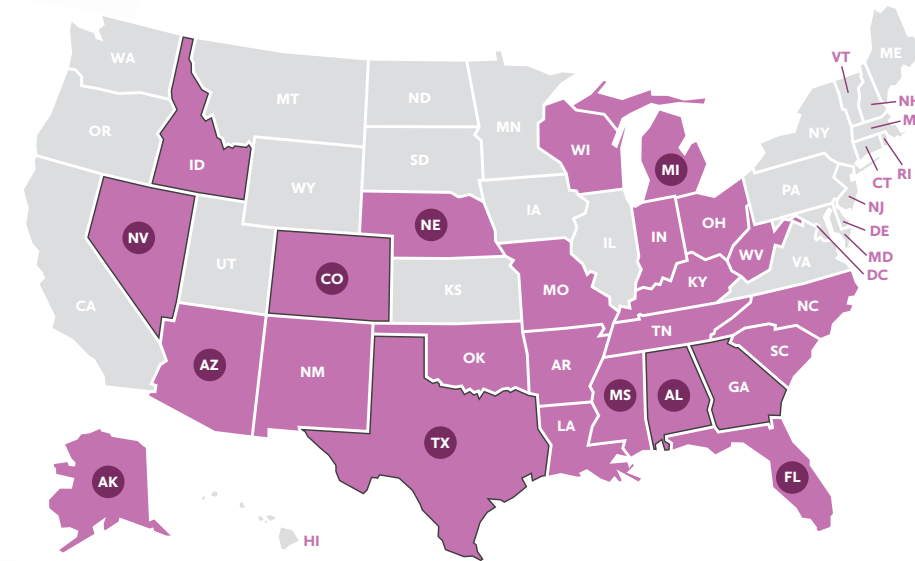
Take executive action to promote early literacy:

- Set an Ambitious Goal
- Invest in Reading
- Build a Statewide Literacy Campaign

"ExcelinEd provides us with national data, national trends that will impact our state, and national contacts that allow us to share resources and ideas across states to improve literacy for all students."

SEAN ROSS
Director of K-12 Language Arts
Arizona Department of Education

STATE ADVOCACY AND POLICY ENGAGEMENT



ExcelinEd engaged in 25 states


- Policy Engagement**
Reflects states where ExcelinEd engaged in policy development, adoption or implementation.
- Policy Passed or Improved**
Reflects states where ExcelinEd in Action helped pass or improve K-3 reading policies.
- Policy Implementation**
Reflects states where ExcelinEd provided technical assistance and policy expertise to support K-3 reading policy and program implementation.

RESEARCH & RESOURCES

With generous and sustained support from the W.K. Kellogg Foundation, ExcelinEd supported state literacy leaders to explore in-depth the impact of K-3 reading policy and to produce state-customized communications tools, including Spanish-language resources.



Two Impact Studies: Assessing Mississippi and Michigan K-3 Reading Policies
Quantitative and qualitative research helps states evaluate the effectiveness of existing K-3 reading programs and identify areas for improvement.



THOUGHT LEADERSHIP



End the Reading Wars, Now!

2019 National Summit Strategy Session featured Tennessee Department of Education Commissioner Penny Schwinn, The Reading League's Maria Murray, National Council on Teacher Quality's Kate Walsh and Oak Grove (Mississippi) Elementary School Teacher Maci Fisher.

"ExcelinEd has been a helpful ally in supporting our early literacy initiatives, and we look forward to continuing to work together on behalf of Mississippi."

CAREY M. WRIGHT, Ed.D.
Mississippi State Superintendent of Education

A-F School Grading Drives Student Success

Transparent, objective school accountability systems increase student performance and spur school improvement.

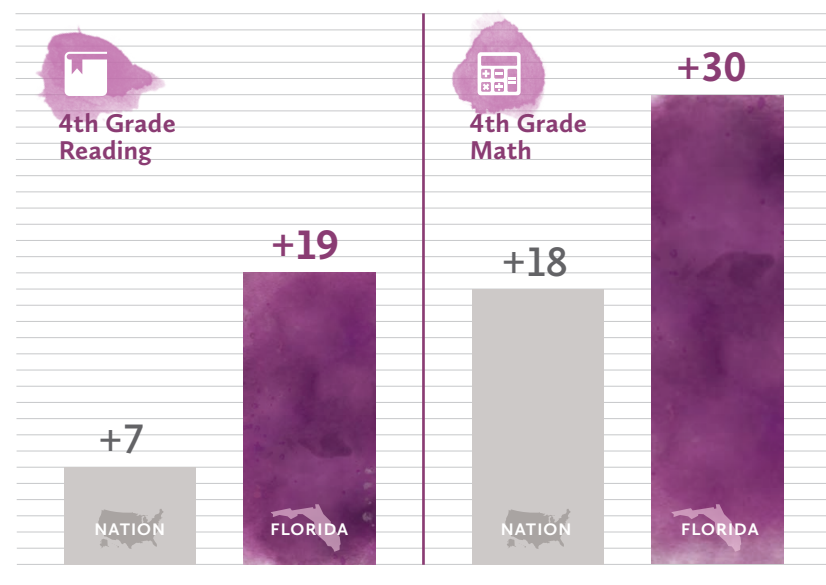
ExcelinEd engaged in 20 states during 2019 to support school accountability policies, providing technical assistance on policy implementation, notably in **Arizona** and **Mississippi**. In state actions, **North Carolina** improved its accountability policy by adding elements of ExcelinEd's *Fewer, Better Tests* assessment policy, and **Tennessee** upheld its commitment to measurement as the state transitions to new assessments in 2020.

To improve and strengthen accountability systems, ExcelinEd research is underway to explore the evolution of accountability systems that uphold academic rigor while also providing parents and others with valued information about their schools.

State Spotlight on School Accountability: Florida

Rigorous accountability policy has made Florida a national leader in improving student learning. The state's fourth graders now rank 6th in the nation in reading achievement, improving by two grade levels since A-F school grading was implemented. In math achievement, they rank 4th in the nation, an improvement of three grade levels in that same timeframe.

SCALE SCORE IMPROVEMENT THROUGH 2019 SINCE IMPLEMENTING A-F GRADES IN 1999



Source: 2019 National Assessment of Educational Progress (NAEP)

POLICY SOLUTIONS

ExcelinEd promotes school accountability systems that measure what matters: overall student performance and progress, with extra focus on struggling students, and graduation rates and college and career readiness.

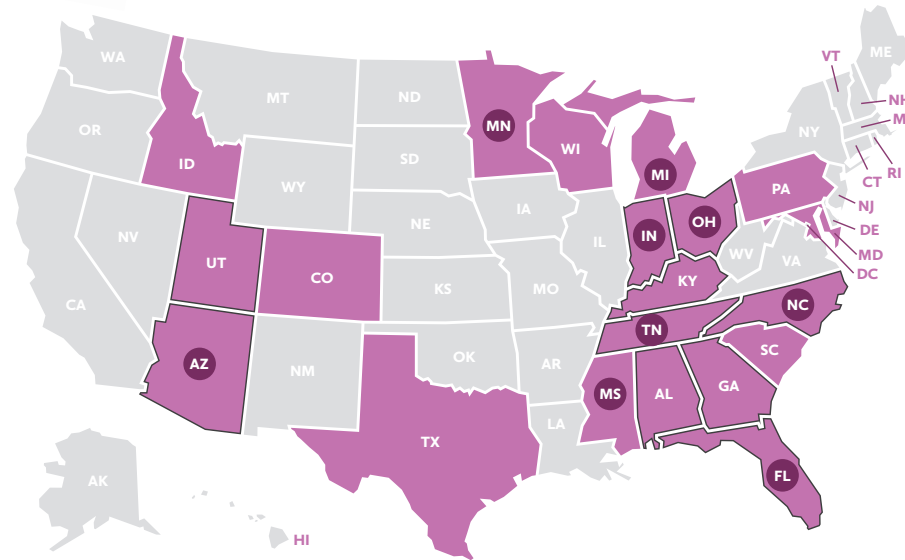
Elements of a rigorous school grading system:

- Clear Descriptors
- Outcome-Based Measures
- Proficiency & Growth
- Attention on Low-Performing Students
- Timely Reporting
- Communicating with Parents
- Recognition
- Support & Intervention

"If we don't have a strong accountability system, then students from low-income families and students of color will not receive the instruction and resources needed to be successful."

PAM STEWART
Florida Commissioner of Education (2013-2018)

STATE ADVOCACY AND POLICY ENGAGEMENT





ExcelinEd engaged in 20 states

- Policy Engagement**
Reflects states where ExcelinEd engaged in policy development, adoption or implementation.
- Policy Protected**
Reflects states where ExcelinEd in Action helped protect school accountability policies.
- Policy Implementation**
Reflects states where ExcelinEd provided technical assistance and policy expertise to support school accountability policy and program implementation.

RESEARCH & RESOURCES

Growth Models Summary for A-F School Grading
ExcelinEd released a policy brief demonstrating that an accurate picture of school performance requires focusing on both proficiency and growth.



ESSA Policy Brief
ExcelinEd examined the key role of states in connecting districts with high-quality school turnaround partners.

THOUGHT LEADERSHIP

Accountability, Why Bother?
2019 National Summit Strategy Session featured Florida Department of Education Commissioner Richard Corcoran, ExcelinEd Board Member and former New Jersey Commissioner of Education Chris Cerf, Democrats for Education Reform's Shavar Jeffries and Guidera Strategy's Aimee Guidera.

Accountability Workshop
ExcelinEd convened key partners leading state accountability efforts to support their work in refining and improving school accountability systems. ExcelinEd board member Chris Cerf, CEO Patricia Levesque and Senior Policy Fellow Christy Hovanetz, Ph.D. led the workshop discussion.



Policy and Technical Support to States
ExcelinEd's Senior Policy Fellow Christy Hovanetz participated on Mississippi and Arizona's accountability technical advisory committees and supported a U.S. Department of Education technical working group with American Institutes for Research.

Putting Students at the Center of Education Funding

Policies that prioritize each student's learning by funding education in a way that is fair, transparent and promotes local empowerment and choice.

Student-centered funding saw a number of improvements in 2019, with Idaho establishing periodic reviews of the state's public school funding formula, a significant step toward laying the groundwork for the state to transition to a weighted student funding formula. **Tennessee** enhanced financial transparency on how districts use funds intended for teacher pay raises.

Texas adopted the nation's strongest performance funding model, with districts receiving additional funding when their students graduate college and career ready. Further, success with their at-risk students results in significantly more funding. Statewide, the state increased per-student spending by 20 percent, allocating \$6.5 billion to improve public education and pay teachers. **Florida** added more than \$690 million in new funding in 2019, with a \$242 per-student increase for the state's nearly 2.9 million public school students.


Building for Success: Facilities Funding Analysis

ExcelsinEd's research has identified a key strategy for states to meet public charter schools' facility needs, a major challenge to charter school growth. States can help charter schools access affordable private financing to purchase their own buildings. **Arizona, Colorado, Utah** and **Texas** are backing bonds issued for charter schools to significantly reduce their interest rates. Through affordable financing, states can help schools secure permanent space for students and save billions of dollars. With appropriate selection criteria and strong state policies, the cost to the state is very modest, with few defaults.

PUBLIC CHARTER SCHOOLS NEED ACCESS TO AFFORDABLE FACILITIES



Savings from Affordable Financing (200 Charter Schools)



POLICY SOLUTIONS

Implement Student-Centered Funding

\$ Funding follows the child, regardless of district boundaries.

Maximize Financial Transparency

\$ Require districts to report, for each school, actual revenue and expenditures per student.

Use Performance Funding

\$ Reward schools for student success, particularly with at-risk students.

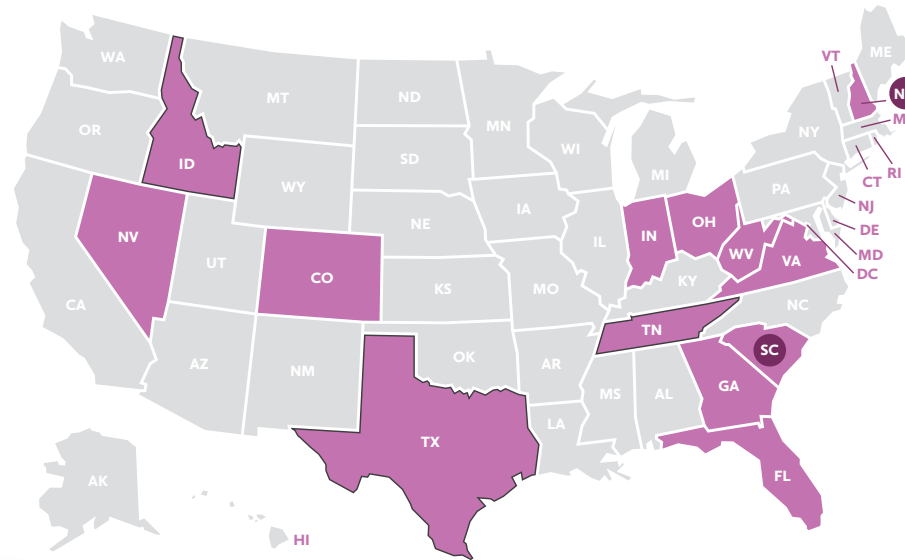
Provide Fair Funding for Choice

\$ Students get fair funding regardless of whether they attend a traditional public school or a public charter school.

"ExcelsinEd's expertise was invaluable in Texas as we worked, successfully, to add outcomes funding to our state's school reform legislation this year."

TODD WILLIAMS
Chairman and CEO, The Commit Partnership

STATE ADVOCACY AND POLICY ENGAGEMENT




ExcelsinEd engaged in 13 states

- PE** Policy Engagement
Reflects states where ExcelsinEd engaged in policy development, adoption or implementation.
- PI** Policy Passed or Improved
Reflects states where ExcelsinEd in Action helped pass or improve education funding policies.
- ST** Policy Implementation
Reflects states where ExcelsinEd provided technical assistance and policy expertise to support education funding policy and program implementation.

RESEARCH & RESOURCES

Student-Centered Funding in New Hampshire

ExcelsinEd published a policy brief analyzing school funding in New Hampshire with meaningful steps policymakers can take to make it more student centered.



Fair Funding in South Carolina

ExcelsinEd partnered with Palmetto Promise Institute to release a policy brief, *Fairness & Opportunity: Bringing Student-Centered Education Funding to South Carolina Students*, to identify solutions for funding disparities between districts and inequitable education for students.

THOUGHT LEADERSHIP

An Equitable Education: Serving the Underserved

2019 National Summit Strategy Session featured Thomas B. Fordham Institute's Michael Petrilli, Stanford University's Michael Kirst, Georgetown University Edunomics Lab's Marguerite Roza, Education Trust's Ary Amerikaner and The Commit Partnership's Todd Williams.



The Pension Crisis: What's Hurting Classrooms Now Will Only Worsen—Unless States Act

2019 National Summit Strategy Session featured Education Counsel's Sandi Jacobs, Michigan Senator Phil Pavlov, Pivot Learning's Dr. Arun Ramanathan and Equable Institute's Anthony Randazzo.



Preparing All Students for Future Success

Policies that support all students to learn skills, attain college credit and complete a pathway to success in college and mid/high-wage, in-demand careers.


College and career pathways policies captured national attention in 2019, with 13 states taking action during the year, and another 10 states working on policy implementation, with ExcelinEd providing technical assistance.

Collectively in eight states, new funding for workforce and college acceleration programs totaled \$93 million, with another \$11.25 million for computer science programs in three states. **Colorado, Mississippi and Ohio** created or expanded incentives to boost industry credential attainment. Eight states, including **Alabama, Connecticut, Florida, Georgia and Tennessee**, expanded access to and training for computer science education.

In 2019, **Florida** enacted a comprehensive workforce education package, serving as a model to other states, and advanced early college opportunities for high schoolers.

Credentials Matter

ExcelinEd and Burning Glass Technologies released first-of-its-kind research examining how the credentials students earn align with real-world employer demand. A unique online tool, CredentialsMatter.org, and two reports present an extensive collection and analysis of supply, demand and alignment data of industry-recognized credentials earned in states.



FINDINGS

- 1. Just over half of all states (28) collect quantitative data on the attainment of credentials.
- 2. States do not have consistent definitions for what constitutes an industry-recognized credential.
- 3. Many credentials are not explicitly requested in employer job listings, despite the fact that the credentials may be required or desired for the position.
- 4. Of the 24 states where data were available and analyzed, no state is highly aligned in terms of supply for credentials earned by high school students and the demand for those credentials in the job market.

POLICY SOLUTIONS

Three critical steps can ensure states have impactful career and technical education (CTE) offerings:

Alignment Matters.

Align CTE programs with actual job openings, current industry demands and state and regional business growth.

Quality Matters.

Reset the bar on CTE pathways and no longer send students into low-wage, low-skill jobs.

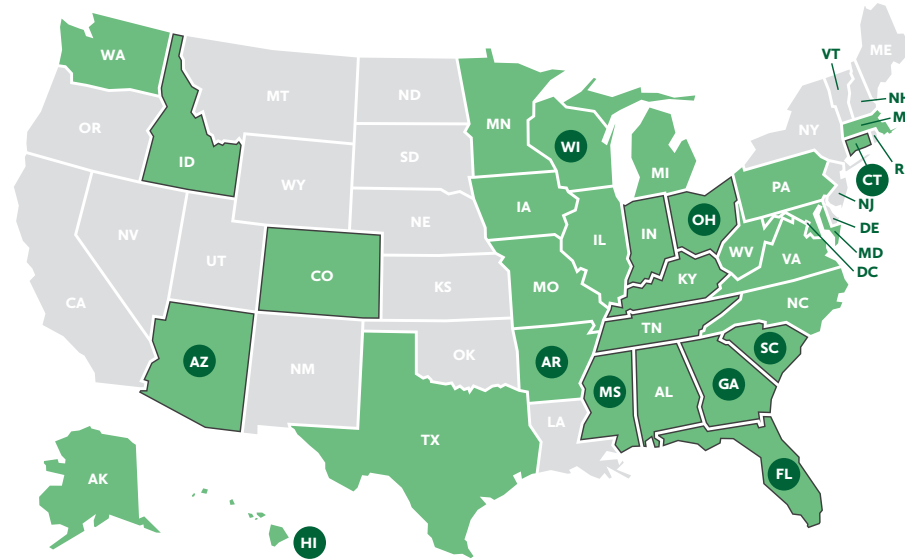
Data Matters.

Collect and use robust and real-time data on occupational demand and wages, program enrollment, job placements and student outcomes to align programs and improve quality.

“Working with valued partners like ExcelinEd, we designed a \$50 million investment in incentives and support for high school credentialing programs. Every child in Ohio should have the opportunity to pursue their dreams.”

Ohio Governor Mike DeWine

STATE ADVOCACY AND POLICY ENGAGEMENT



ExcelinEd engaged in 30 states

- Policy Engagement** Reflects states where ExcelinEd engaged in policy development, adoption or implementation.
- Policy Passed or Improved** Reflects states where ExcelinEd in Action helped pass or improve one or more college & career pathways policies.
- Policy Implementation** Reflects states where ExcelinEd provided technical assistance and policy expertise to support college & career pathways policy and program implementation.

RESEARCH & RESOURCES

Credentials Matter Case Studies

ExcelinEd's Credentials Matter research included state-level case studies in Florida, Indiana and Kentucky, examining the impact of credential attainment on long-term student outcomes. The results provide insights that can be leveraged by all states to improve their industry-recognized credential practices and policies.



CTE Playbook Series

ExcelinEd published additions to its Career & Technical Education Playbook series: *Maximizing the Impact of Career and Technical Education Funding* and *Aligning State CTE Programs with Industry Needs and Priorities*.

THOUGHT LEADERSHIP

2019 National Summit featured Education to Workforce Strategy Sessions:

- High School Transformation and the Future of Work with XQ's Nicole Campbell, former West Virginia Governor Bob Wise, Seminole (Florida) High School's Derek Jensen and Furr (Texas) High School's Steven Stapleton.
- Workshop: Computer Science Education Policy is Sweeping the Nation—Don't Miss Out!
- Credentials Matter: Ensuring Students Earn the Credentials that Matter Most
- Dual Credit Strategies that Really Work



Partner Publication with Burning Glass Technologies

ExcelinEd CEO Patricia Levesque co-authored an article with Burning Glass Technologies' CEO Matt Sigelman in *The 74, Do the Industry Credentials Students Earn Truly Prepare Them for Success? Most States Don't Have the Data to Tell.*



Reimagining Learning for the 21st Century

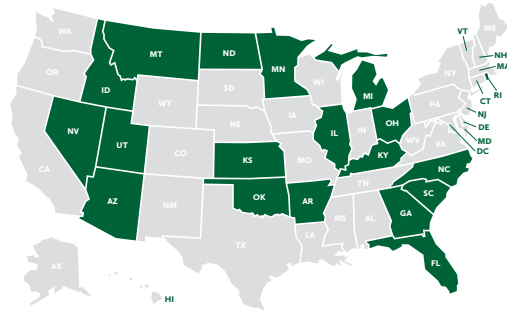
Providing innovative educators with flexibility and support to meet the needs of all students.

Two states enacted new policies in 2019 to support innovative strategies known as next generation learning, with three additional states improving their existing policies. In newly adopted policy, **Colorado** created a pilot program with incentives to provide innovative learning opportunities for high school students. **Montana** added financial incentives for schools to design transformational learning programs.

In policy improvements, **Utah** expanded its pilot programs and now requires higher education entities in the state to recognize competency-based high school transcripts for both admission and financial aid/scholarships. **West Virginia** added mastery-based learning to its innovation in education program. And **Idaho** continued its momentum by expanding how many districts can participate in the Idaho Mastery Education Network.

ExcelinEd's Network of State Innovation Partners

ExcelinEd has assembled a growing network of states to exchange ideas, strategies and best practices for giving schools the support and flexibility to develop new, student-centered models of learning. With participation of 19 states in 2019—each with diverse programs at varying stages of implementation—the Network of State Innovation Partners collaboratively focuses on common issues and customized solutions related to next generation learning. Throughout the year, ExcelinEd hosts network convenings and provides national and state-specific resources to support the states' activities.



POLICY SOLUTIONS

➤ **Launch, strengthen or expand innovation or pilot programs to support incubation and scaling of new learning models and strategies**

🏠 **Create innovation zones, provide innovation-focused grants or offer official innovation school/district designations**

✓ **Clear away unnecessary policy obstacles:**

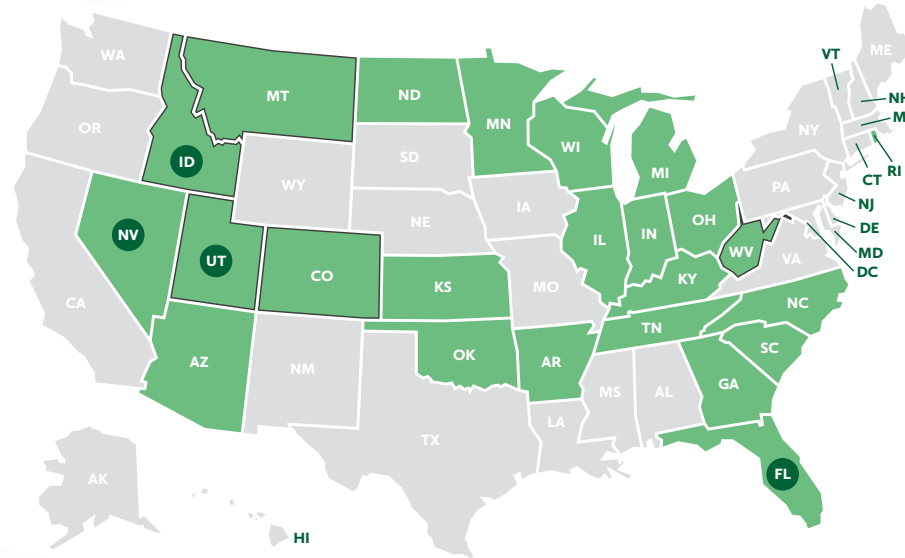
- Align higher education requirements
- Provide assessment flexibility
- Dismantle outdated seat-time requirements

👥 **Join ExcelinEd's Network of State Innovation Partners**

"Having the flexibility to innovate with a student-centered approach will allow schools to better prepare students for future success and lifelong learning. ExcelinEd's input will be invaluable in making this happen."

Indiana Senator Jeff Raatz
Senate Education Committee Chair

STATE ADVOCACY AND POLICY ENGAGEMENT

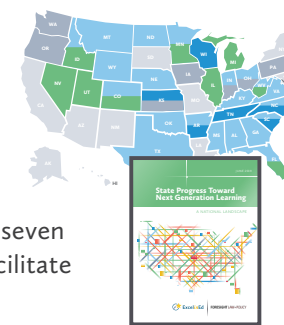


ExcelinEd engaged in 24 states

- **Policy Engagement**
Reflects states where ExcelinEd engaged in policy development, adoption or implementation.
- ☐ **Policy Passed or Improved**
Reflects states where ExcelinEd in Action helped pass or improve next generation learning policies.
- 📌 **Policy Implementation**
Reflects states where ExcelinEd provided technical assistance and policy expertise to support next generation learning policy and program implementation.

RESEARCH & RESOURCES

In 2019, ExcelinEd published *State Progress Toward Next Generation Learning: A National Landscape* that identifies next generation learning programs in 33 states and Washington, D.C. and the seven key policy components that facilitate innovation.



ExcelinEd released policy research, *Debunking the Myth of Seat-Time: A National Analysis of Seat-Time Requirements for Credit*, finding that far more flexibility exists in state policies than originally thought and that schools are more free to innovate than many believe.

As part of the policy brief series, *Transitioning to Student-Centered Learning: Policy Solutions for States*, ExcelinEd published *Waivers and Flexibility Requests*, outlining steps that states can take to ensure schools and districts can access and utilize the flexibilities needed to innovate.

THOUGHT LEADERSHIP

Next Gen Learning: Creating the Conditions for Innovation
2019 National Summit Strategy Session featured NewSchools Venture Fund's Stacey Childress, Arkansas Department of Education's Stacy Smith, South Carolina Department of Education's Stephanie DiStasio, Douglas County (Georgia) School System's Casey Bethel and KnowledgeWorks' Karla Phillips.



ExcelinEd hosted a Florida NextGen learning pilot convening where representatives from two districts and P.K. Yonge Developmental Research School shared program updates, implementation strategies, challenges and solutions as well as plans for the upcoming school year.

ExcelinEd presented on NextGen learning at state and national convenings, including the Arkansas Innovation Summit, CCSO Student-Centered Learning Collaborative, Institute for Quality Education and Aurora Institute (formerly iNACOL).

High-Quality Public School Options for Students

A path for meeting the unique needs of individual students, families and communities through high-quality public school alternatives.

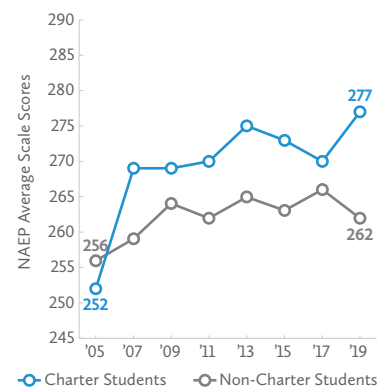
ExcelinEd helped to advance public charter school policies in nine states in 2019, with \$267 million in additional funding for charter schools in four states. Notably, **West Virginia** became the 45th state to enact a charter school policy, allowing for one new school each year. **Ohio** dedicated \$60 million over two years to incentivize high-quality charter school networks in the state.

A number of states addressed the critical need for charter school facilities. **Florida** dedicated more than \$158 million in capital outlay funding for its public charter schools, which serve nearly 300,000 students. **Tennessee** doubled its charter facilities fund to \$12 million and added \$1 million for a new charter commission. **Georgia** funded a record \$2 million in facilities funding for state and locally authorized charter schools and also eased access to charter schools for students of active-duty military members. **Louisiana, Indiana** and **Idaho** also improved policies to address facilities funding or charter school access.

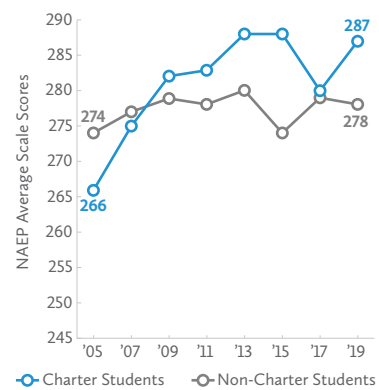
Student Achievement in Florida Charter Schools

For more than a decade, Florida's public charter school students have outperformed non-charter students in the state, based on reading and math results in the Nation's Report Card. Florida's 658 public charter schools currently serve 314,000 students statewide, of whom 69% are minority students and 53% are low income. The Florida Department of Education reported in 2019 that if this group of students were their own state, they would rank #2 in 4th grade reading, tie for #2 in 4th grade math, rank #1 in 8th grade reading and tie for #5 in 8th grade math.

8th Grade Reading Performance Since 2005



8th Grade Math Performance Since 2005



Source: Florida Department of Education

POLICY SOLUTIONS

Facilities

Ensure that charter schools have access to public school facilities or sufficient financing for an equivalent facility.

Funding

Provide equitable funding so that public dollars follow students regardless of which school they attend.

Authorizing

In addition to local school boards, empower new authorities, like public universities, to grant and oversee charters.

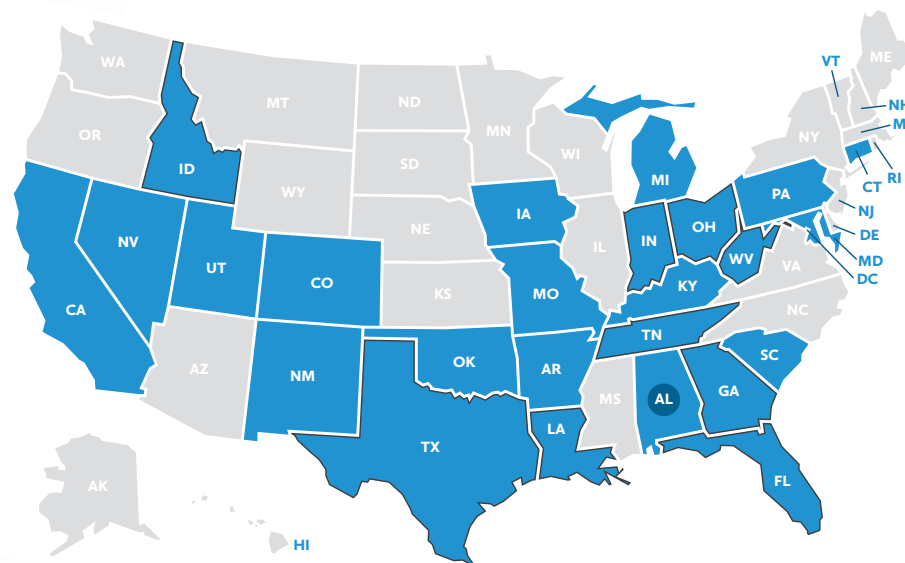
Talent

Through grants or policy, encourage innovative educators to start new and different schools.

"As a retired U.S. Army veteran, I understand firsthand how difficult it can be for military families to access a quality education. We must ensure that children of active duty military and veterans are always a part of the conversation."

MIKE GLANTON
Georgia State Representative

STATE ADVOCACY AND POLICY ENGAGEMENT



ExcelinEd engaged in 25 states

- Policy Engagement**
Reflects states where ExcelinEd engaged in policy development, adoption or implementation.
- Policy Passed or Improved**
Reflects states where ExcelinEd in Action helped pass or improve public charter schools learning policies.
- Policy Implementation**
Reflects states where ExcelinEd provided technical assistance and policy expertise to support public charter schools policy and program implementation.

RESEARCH & RESOURCES

ExcelinEd published a policy brief, *Addressing Charter School Facility Needs*, that applied its education funding research and policy recommendations to identify actions states can take to address the widespread facility needs of public charter schools.



National Charter Schools Week

Published a blog series for National Charter Schools Week, celebrating more than 3 million students now attending approximately 7,000 charter schools. The blog series highlighted ExcelinEd's survey of dozens of parents who founded charter schools.

THOUGHT LEADERSHIP

How Charter Schools Are Developing Great Teachers

2019 National Summit Strategy Session featured 50CAN's Derrell Bradford, Relay Graduate School of Education's Dr. Mayme Hostetter, Match Education's Nnenna Ude and High Tech High Graduate School of Education's Kelly Wilson.



Congressional Briefing on Public Charter Schools

ExcelinEd presented at a forum for U.S. House of Representatives' education and labor staff to dispel common misconceptions about charter schools.

Federal Grant Awards to States

ExcelinEd provided Alabama with technical assistance in applying for a Charter Schools Program grant from the U.S. Department of Education. In 2017-2019, ExcelinEd's technical assistance to four states successfully resulted in grant awards to each state, collectively totaling \$119.5 million.

Creating Opportunity and Empowering Families with Education Choice

Policies that provide families with access to the school or learning environment that best fits their child's needs.

Nationwide, ExcelinEd's engagement on private school choice in six states helped support a total of 69,000 newly funded scholarships and nearly \$80 million in new funding. Florida retained a leadership role with its suite of private choice programs for families across the state, including adoption of Family Empowerment Scholarships for low- and middle-income families. This new program attracted more than 18,000 students, the largest first-year enrollment in private school choice history.

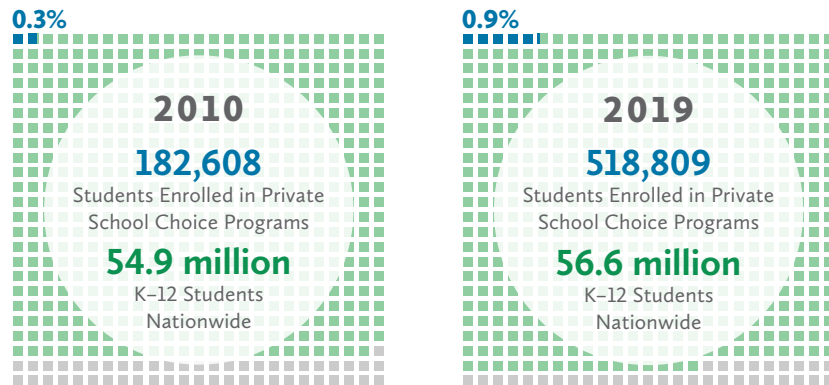
Further, **Florida** added more than \$23 million to its education scholarship accounts (ESAs) for students with special needs, allowing the program to serve 2,200 additional students and expanding the program to serve nearly 14,000 students at the start of the 2019-2020 school year.

State leaders in **Tennessee** created a new ESA in 2019 to serve 15,000 low-income students, becoming the first state in the nation to offer two ESA programs. **Ohio** expanded its voucher program to students in all grades, with \$50 million in new funding to serve 10,400 students. Program improvements in **Indiana** gave 500 more students access to tax credit scholarships, and more than 500 students in **Mississippi** now receive an ESA as a result of expanded funding.

Expanding Access to Education Choice

In 2010, close to 183,000 students nationwide in 13 states had enrolled in private choice programs. Ten years later, enrollment has nearly tripled to almost 519,000 students in 28 states. Even as demand is great, access to education opportunity remains limited—and in many states is nonexistent.

A DECADE OF CHOICE



Source: U.S. Department of Education, American Federation for Children ■ represents 100,000 public school students

POLICY SOLUTIONS

Three main policy solutions empower families with private education choice:

Education Scholarship Accounts

Flexible, state-funded spending accounts that allow parents to customize their child's education.

Tax-Credit Scholarships

Private school scholarships funded by voluntary donations by businesses and individuals in return for a state tax credit.

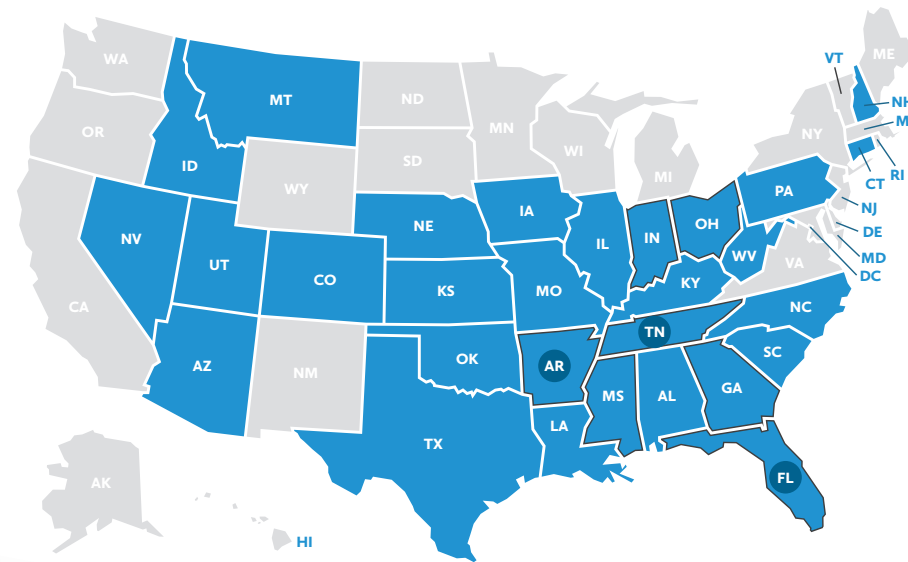
Vouchers

State-funded coupons that parents redeem at private schools for tuition.

"Every student, regardless of their income or background, deserves to have access to a quality educational setting where they can grow and thrive. I believe we need to constantly challenge the status quo in education to ensure our students are prepared to be successful."

Tennessee Governor Bill Lee

STATE ADVOCACY AND POLICY ENGAGEMENT




ExcelinEd engaged in 29 states

- Policy Engagement**
Reflects states where ExcelinEd engaged in policy development, adoption or implementation.
- Policy Passed or Improved**
Reflects states where ExcelinEd in Action helped pass or improve public charter schools learning policies.
- Policy Implementation**
Reflects states where ExcelinEd provided technical assistance and policy expertise to support public charter schools policy and program implementation.

RESEARCH & RESOURCES

Tax-Credit Scholarship Program Design

Identified key considerations for creating tax-credit scholarships, including programmatic details, student eligibility, requirements for participating schools and academic accountability provisions.



Overview of Private Choice Policies

Published a comprehensive summary of the various types of policies that empower families with private education choice options.



Opportunity Learning Hub

ExcelinEd's informational video series covered topics on ESAs, vouchers, programs for students with special needs and more.

THOUGHT LEADERSHIP

School Choice Collaborative

Now in its second year, ExcelinEd hosts a monthly collaborative of 80+ state and national partners actively engaged in educational opportunity to discuss new research, the latest policy approaches and best practices in state program implementation.

2019 National Summit featured Opportunity in Education Strategy Sessions:

- Creating the Best Conditions for High-Quality Private Education Choice with Thomas B. Fordham Institute's Michael Petrilli, Florida Speaker Designate Chris Sprowls, Empower Illinois' Alissa McCurley Vogel and American Federation for Children's Shaka Mitchell.
- Workshop: Confronting the Opportunity Myth
- Parent Power! Changing Laws, Changing Lives



FISCAL ACCOUNTABILITY

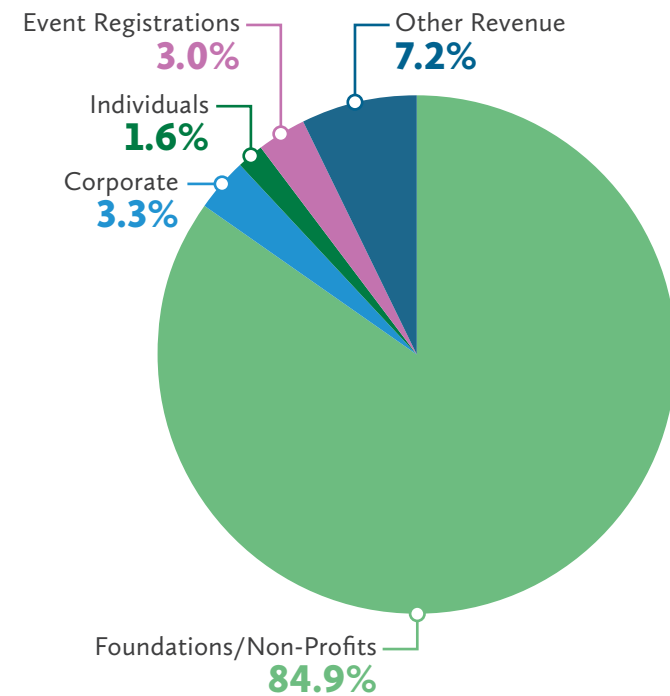
As with our formula for student achievement, the Foundation for Excellence in Education believes in accountability and transparency in our operations.

As trusted stewards, we are committed to sound fiscal management and maximizing the use of every dollar toward transforming education and increasing student learning, advancing equity and readying graduates for college and career.

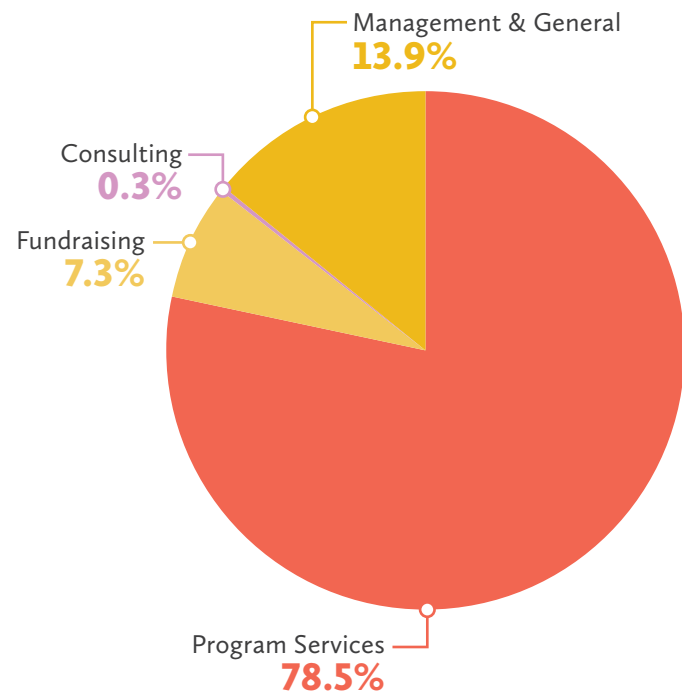
In 2019, 79 percent of ExcelinEd's expenses were invested directly into policy, advocacy and communications work in the states, supporting our Quality, Opportunity and Innovation policy programs as well as our flagship convening, the annual National Summit on Education.



2019 REVENUE



2019 EXPENSES



To review our recent 990 filings, visit ExcelinEd.org/financials.

EXCELINED 2019 DONORS



We often think of education reform as policies written in legislation or rules enacted by elected officials and appointed boards. Rather, reform is a profound game changer in the lives of individual children, a gift that allows them to maximize their potential.

We are deeply grateful to our donors who believe in the gift of a quality education, and with their generous support of our work, we are transforming policy and transforming lives.



- Accelerate Great Schools
- ACT
- American Institutes for Research
- Amplify Education, Inc.
- Burning Glass Technologies
- Cambridge Assessment International Education
- Charter Schools USA
- The Cobb Family Foundation, Inc.
- Code.org
- EdChoice
- Edgenuity, Inc
- Edmentum
- Doris & Donald Fisher Fund
- Florida Virtual School
- Hubbard Family Foundation
- iteach U.S.
- Ann and Charlie Johnson
- K12 Inc.
- Keiser University
- John Kirtley Family Charitable Trust
- The Estée Lauder Companies Inc.
- MGT Consulting Group
- Microsoft
- Morgridge Family Foundation
- The Myers-Briggs Company
- NAF: Be Future Ready
- New Schools Venture Fund
- Pearson
- Renaissance Learning
- William E. Simon Foundation
- Stephenson Foundation
- Joan Waechter
- Western Governors University
- WIN Learning
- yes. every kid.
- Dr. Zachariah P. Zachariah

Kyra Solutions

Publix Super Markets Charities

The Cobb Family Foundation, Inc.

Kathleen Shanahan

The Foundation for Excellence in Education is a 501(c)(3) nonprofit, nonpartisan organization.



**Transforming education to unlock
lifelong opportunity and success
for each and every child.**

November 17–18, 2020 ★ Washington, D.C.

#EIE20 ★ @ExcelinEd ★ [ExcelinEdSummit.org](https://www.ExcelinEdSummit.org)





*Advancing Opportunity,
Innovation & Quality
in Education*

ExcelinEd.org



[@ExcelinEd](https://twitter.com/ExcelinEd)



[/ExcelinEd](https://www.youtube.com/ExcelinEd)

ALABAMA



WHAT OTHERS ARE SAYING



We are proud to have passed school choice, accountability and early literacy legislation in Alabama and will continue the effort to benefit students within our state. Regardless of their circumstances, all families should have access to excellent educational opportunities to find the best school for their child's learning needs. ExcelinEd has been a consistent source of support and vital resources in this continuing endeavor.

Representative Terri Collins

K-12 DEMOGRAPHICS

739,464
STUDENTS

386,223
LOW-INCOME

More than 5 in every 10 students



4,326

Private School Choice

300

Public Charter School Students

303,953
MINORITY

4 in every 10 students



HIGH SCHOOL GRADUATION RATE

90%

Graduation rate was 90% in 2018, up from 80% in 2013

ADVANCED PLACEMENT (AP)

14.4%

ALABAMA

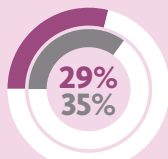
24%

NATIONAL

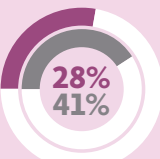
Students scoring 3 or higher, Class of 2019

NATION'S REPORT CARD

Proficient or Better, 2019 National Assessment of Educational Progress (NAEP)

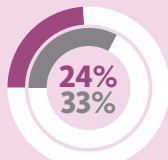


4TH GRADE

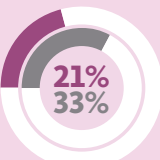


READING

MATH



8TH GRADE



NATIONAL

ALABAMA

2019 ENGAGEMENT

HIGHLIGHTS

- Early Literacy Policy Strengthened
- Adopted Computer Science Policy
- School Accountability Protected
- Participant, ExcelinEd's K-3 Reading Network

	POLICY SOLUTIONS	OUR ROLE	OUR GOAL	RESULT
QUALITY	A-F School Grading	Supporting In-State Partners	Protect	Success
	K-3 Reading	Supporting In-State Partners	Implement	Success
	Teacher Quality	Leading Partner Organization	Develop	Ongoing
INNOVATION	Computer Science	Supporting In-State Partners	Implement	Success
	Charter Schools	Supporting In-State Partners	Develop	Ongoing
OPPORTUNITY	Tax Credit Scholarships	Supporting In-State Partners	Develop	Ongoing
		Supporting In-State Partners	Develop	Ongoing

- Leading Partner Organization
- Supporting In-State Partners
- Improve
- Implement
- Develop
- Protect
- Success
- Ongoing
- Failure
- Pass

Data Sources: U.S. Department of Education, Alabama Department of Education, National Center for Education Statistics, American Federation for Children, National Alliance for Public Charter Schools and College Board



COLORADO

WHAT OTHERS ARE SAYING



Anyone with more than one kid understands that choice in education is paramount. Siblings can have the same parents, the same family income, eat the same food and even have the same bedtime but still need wildly different things to learn. If we want a system that serves every kid, we have to recognize that one school cannot be the best for every kid.

Luke Ragland, President of ReadyCO

K-12 DEMOGRAPHICS

911,536
STUDENTS

371,804
LOW-INCOME

More than 4 in every 10 students



0

Private School Choice

120,700

Public Charter School Students

430,172
MINORITY

More than 4 in every 10 students



HIGH SCHOOL GRADUATION RATE

81%

Graduation rate was 81% in 2018, up from 77% in 2013

ADVANCED PLACEMENT (AP)

29.2%

COLORADO

24%

NATIONAL

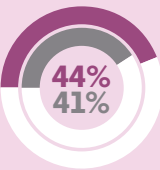
Students scoring 3 or higher, Class of 2019

NATION'S REPORT CARD

Proficient or Better, 2019 National Assessment of Educational Progress (NAEP)



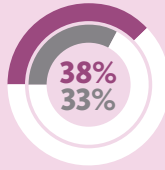
4TH GRADE



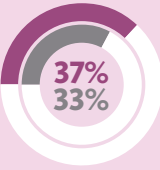
NATIONAL

READING

MATH



8TH GRADE



COLORADO

2019 ENGAGEMENT

HIGHLIGHTS



+ \$3 Million in Industry Credential Incentives for Schools and Teachers



Participant, ExcelinEd's K-3 Reading Network

	POLICY SOLUTIONS	OUR ROLE	OUR GOAL	RESULT
QUALITY	Early Literacy			
	AP Computer Science Incentives			
INNOVATION	College Acceleration (Dual Enrollment)			
	Industry Certification Incentives			
	Next Generation Learning			
OPPORTUNITY	Charter Schools*			
	Private School Choice			

Leading Partner Organization

Supporting In-State Partners

Improve

Implement

Develop

Protect

Pass

Success

Ongoing

Failure

*Legal challenge to school districts' exclusive chartering authority

FLORIDA



HIGHLIGHTS

- \$148 Million for ESAs; \$23 Million Increase for 2,000 Additional Students
- New Family Empowerment Scholarship to Expand Choice to +40,000 Students Over 4 Years
- Advanced Early College Opportunities for High Schoolers
- \$7.5 Million to Support 14,000 Struggling Readers with Reading Scholarship Accounts
- Strengthened Workforce Programs and Educational Attainment
- +\$10 Million for Computer Science
- Protected \$236 Million for Schools of Hope and Expanded Funding by +\$40 Million
- Participant, ExcelinEd's K-3 Reading Network
- Participant, ExcelinEd's Network of State Innovation Partners

WHAT OTHERS ARE SAYING



Florida's incredible gains in student achievement began 20 years ago when Gov. Bush implemented the A+ Plan. Now, Governor DeSantis' commitment to expanded educational freedom, fair and measureable accountability for schools and teachers, and early literacy will ensure all

Florida students get a world-class education that gives them the best chance to learn and succeed.

Richard Corcoran, Commissioner of Education

K-12 DEMOGRAPHICS

MORE THAN **2.78 MILLION STUDENTS**

1.53 MILLION LOW-INCOME

More than 5 in every 10 students



149,295 Private School Choice

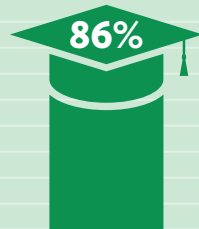
1.74 MILLION MINORITY

More than 6 in every 10 students



302,000 Public Charter School Students

HIGH SCHOOL GRADUATION RATE



Graduation rate was 86% in 2018, up from 77% in 2013

ADVANCED PLACEMENT (AP)

32.3%

FLORIDA

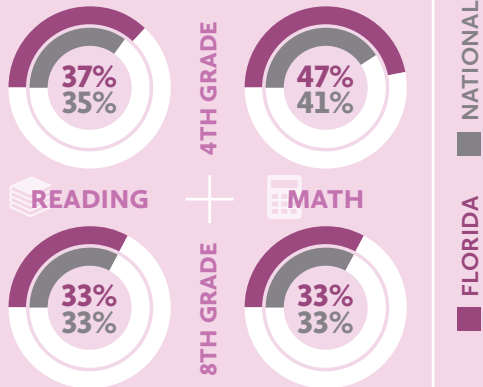
24%

NATIONAL

Students scoring 3 or higher, Class of 2019

NATION'S REPORT CARD

Proficient or Better, 2019 National Assessment of Educational Progress (NAEP)



	POLICY SOLUTIONS	OUR ROLE	OUR GOAL	RESULT
QUALITY	Assessments	People icon	Shield icon	Thumbs up icon
	Early Literacy	People icon	Lightbulb, Arrow, Shield icons	Thumbs up icon
	School Accountability	People icon	Lightbulb, Shield icons	Thumbs up icon
INNOVATION	AP Capstone Incentive	People icon	Checkmark icon	Thumbs down icon
	Computer Science	Handshake icon	Arrow icon	Thumbs up icon
	Early College High School Incentive	People icon	Checkmark icon	Thumbs down icon
	Education Attainment	Handshake icon	Checkmark icon	Thumbs up icon
	Education to Workforce	People icon	Checkmark icon	Thumbs up icon
	Personalized Learning	People icon	Arrow icon	Thumbs down icon
OPPORTUNITY	Charter Schools	People icon	Arrow, Shield icons	Thumbs up icon
	Education Scholarship Accounts	People icon	Arrow, Shield icons	Thumbs up icon
	Tax-Credit Scholarships	Handshake icon	Arrow, Shield icons	Thumbs up icon
	Vouchers	People icon	Checkmark icon	Thumbs up icon

- Leading Partner Organization
- Supporting In-State Partners
- Improve
- Implement
- Protect
- Pass
- Success
- Ongoing
- Failure

Data Sources: U.S. Department of Education, Florida Department of Education, National Center for Education Statistics, American Federation for Children, National Alliance for Public Charter Schools and College Board

GEORGIA



WHAT OTHERS ARE SAYING



To meet and raise educational standards in Georgia, we need to understand how both students and schools are performing. We cannot evaluate or assist one without the other. It is essential that we remain committed to measuring what matters—and to clear and transparent accountability systems like A–F school grading and the College and Career Ready Performance Index.

Scott Johnson, State Board of Education

K-12 DEMOGRAPHICS

MORE THAN
1.7 MILLION
STUDENTS

1.03 MILLION
LOW-INCOME
6 in every 10 students



17,685
Private School
Choice

1.05 MILLION
MINORITY
More than 6 in every 10 students



70,500
Public Charter
School Students

HIGH SCHOOL GRADUATION RATE

82%

Graduation rate was 82% in 2018, up from 72% in 2013

ADVANCED PLACEMENT (AP)

23.2%

GEORGIA

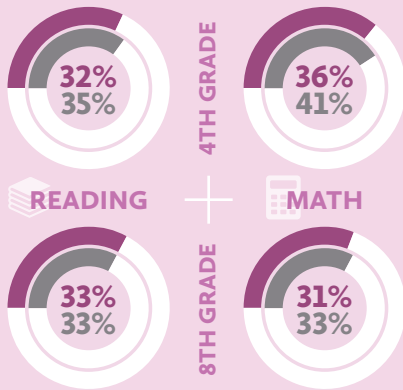
24%

NATIONAL

Students scoring 3 or higher, Class of 2019

NATION'S REPORT CARD

Proficient or Better, 2019 National Assessment of Educational Progress (NAEP)



2019 ENGAGEMENT

HIGHLIGHTS

- Expanded Access to Computer Science for Middle and High School Students
- \$750,000 for Computer Science
- \$2 Million in Facility Funding for Charter Schools
- Enhanced Access to Charter Schools for Military Families
- Participant, ExcelinEd's Network of State Innovation Partners

	POLICY SOLUTIONS	OUR ROLE	OUR GOAL	RESULT
QUALITY	Early Literacy	People icon	Arrow icon	Thumbs up icon
	Education Funding (Financial Transparency)	Handshake icon	Shield icon	Thumbs up icon
	School Accountability	People icon	Shield icon	Thumbs up icon
INNOVATION	College & Career Pathways (Dual Enrollment)	Handshake icon	Gears icon	Thumbs up icon
	Computer Science	Handshake icon	Arrow icon	Thumbs up icon
OPPORTUNITY	Charter Schools	Handshake icon	Arrow icon	Thumbs up icon
	Education Scholarship Accounts*	Handshake icon	Checkmark icon	Thumbs down icon
	Tax Credit Scholarships	People icon	Arrow icon	Thumbs up icon

- Leading Partner Organization
- Supporting In-State Partners
- Improve
- Implement
- Develop
- Protect
- Pass
- Success
- Ongoing
- Failure

*Legislation failed on the Senate floor.

IDAHO



WHAT OTHERS ARE SAYING



Recent research has shown that Idaho charter schools are delivering strong academic results. We must keep our expectations high and hold schools accountable for getting results like we've seen so far to ensure every child in Idaho has access to a great school.

Terry Ryan, CEO of Bluum

K-12 DEMOGRAPHICS

303,787
STUDENTS

135,086
LOW-INCOME

More than 4 in every 10 students



0
Private School
Choice

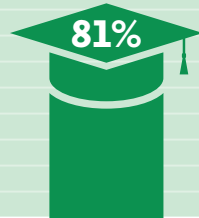
21,900
Public Charter
School Students

74,748
MINORITY

More than 2 in every 10 students



HIGH SCHOOL GRADUATION RATE



Graduation rate was 81% in 2018.

ADVANCED PLACEMENT (AP)

12.9%

IDAHO

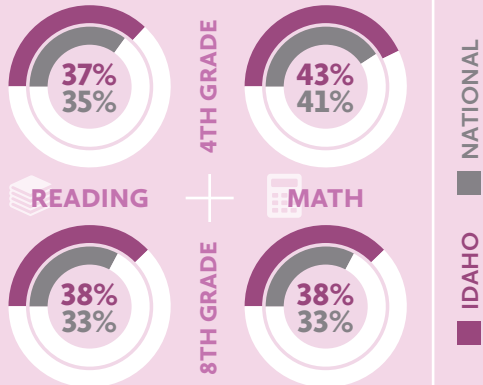
24%

NATIONAL

Students scoring 3 or higher, Class of 2019

NATION'S REPORT CARD

Proficient or Better, 2019 National Assessment of Educational Progress (NAEP)



2019 ENGAGEMENT

HIGHLIGHTS

- Improved Charter School Policy
- Doubled Funding for Early Literacy to \$26 Million
- Expanded Mastery-Based Learning
- Advanced Student-Centered Funding
- Participant, ExcelinEd's K-3 Reading Network
- Participant, ExcelinEd's Network of State Innovation Partners

	POLICY SOLUTIONS	OUR ROLE	OUR GOAL	RESULT
QUALITY	Early Literacy	People icon	Lightbulb icon	Thumbs up icon
	Education Funding	Handshake icon	Arrow icon	Thumbs up icon
	Teacher Policy	Handshake icon	Arrow icon	Thumbs up icon
INNOVATION	Industry Certification Incentives	People icon	Arrow icon	Thumbs up icon
	Personalized Learning	People icon	Lightbulb icon	Thumbs up icon
OPPORTUNITY	Charter Schools	Handshake icon	Arrow icon	Thumbs up icon

People icon	Leading Partner Organization	Arrow icon	Improve	Thumbs up icon	Success
Handshake icon	Supporting In-State Partners	Lightbulb icon	Implement	Infinity icon	Ongoing
Gears icon		Lightbulb icon	Develop	Failure icon	Failure
Shield icon			Protect		
Checkmark icon			Pass		



INDIANA

WHAT OTHERS ARE SAYING



As the economy and industries evolve, the accessibility and quality of education must evolve in lock step. Having the flexibility to innovate with a student-centered approach will allow schools to better prepare students for future success and lifelong learning. ExcelinEd's input will be invaluable in making this happen.

Jeff Raatz, Senator, Education Committee Chair

K-12 DEMOGRAPHICS

MORE THAN
1.1
MILLION
STUDENTS

540,272
LOW-INCOME

Nearly 5 in every 10 students



535,202
Private School
Choice

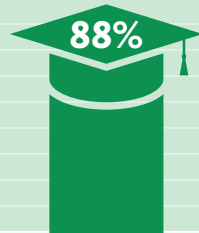
38,800
Public Charter
School Students

368,393
MINORITY

More than 3 in every 10 students



HIGH SCHOOL GRADUATION RATE



Graduation rate was 88% in 2018, up from 87% in 2013

ADVANCED PLACEMENT (AP)

20%

INDIANA

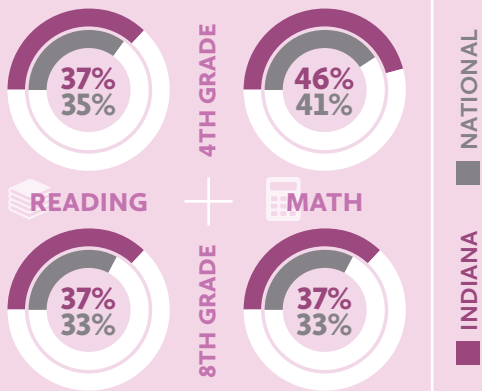
24%

NATIONAL

Students scoring 3 or higher, Class of 2019

NATION'S REPORT CARD

Proficient or Better, 2019 National Assessment of Educational Progress (NAEP)



2019 ENGAGEMENT

HIGHLIGHTS

- Enhanced Career and Technical Education
- Improved Tax-Credit Scholarship Program to +500 students
- Strengthened Charter School Policy
- Participant, ExcelinEd's K-3 Reading Network

	POLICY SOLUTIONS	OUR ROLE	OUR GOAL	RESULT
QUALITY	School Accountability			
	Education to Workforce (CTE)			
OPPORTUNITY	Charter Schools			
	Tax-Credit Scholarships			

- Leading Partner Organization
- Supporting In-State Partners
- Improve
- Implement
- Develop
- Protect
- Pass
- Success
- Ongoing
- Failure



MISSISSIPPI

WHAT OTHERS ARE SAYING



We are proud of the substantial improvements in reading our students have made over the past decade, and it is critical we continue to support teachers and families in their hard work to advance student outcomes. ExcelinEd has been a helpful ally in supporting our early literacy initiatives, and we look forward to continuing to work together on behalf of Mississippi.

Carey Wright, State Superintendent

K-12 DEMOGRAPHICS

463,022 STUDENTS

353,621 LOW-INCOME

More than 7 in every 10 students



568 Private School Choice

263,502 MINORITY

Nearly 6 in every 10 students



900 Public Charter School Students

HIGH SCHOOL GRADUATION RATE

84%

Graduation rate was 84% in 2018, up from 76% in 2013

ADVANCED PLACEMENT (AP)

7.4%

MISSISSIPPI

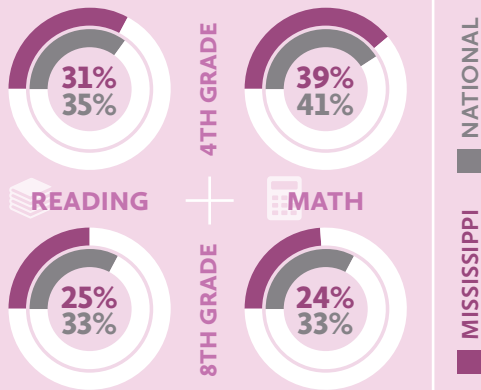
24%

NATIONAL

Students scoring 3 or higher, Class of 2019

NATION'S REPORT CARD

Proficient or Better, 2019 National Assessment of Educational Progress (NAEP)



2019 ENGAGEMENT

HIGHLIGHTS

- Established Industry Credentials for Schools
- +\$500K for Industry Credential Incentives
- +\$2 Million to Expand Education Choice to +300 Students
- Participant, ExcelinEd's K-3 Reading Network

	POLICY SOLUTIONS	OUR ROLE	OUR GOAL	RESULT
QUALITY	School Accountability	People icon	Lightbulb icon	Thumbs up icon
	K-3 Reading	People icon	Lightbulb and shield icon	Thumbs up icon
INNOVATION	Education to Workforce (CTE)	Handshake icon	Gears icon	Thumbs up icon
	Industry Certification Incentives	People icon	Checkmark icon	Thumbs up icon
OPPORTUNITY	Education Scholarship Accounts	People icon	Arrow icon	Thumbs up icon

- Leading Partner Organization
- Supporting In-State Partners

- Improve
- Implement
- Develop
- Protect
- Pass

- Success
- Ongoing
- Failure

NORTH CAROLINA



WHAT OTHERS ARE SAYING



North Carolina has made great strides in expanding positive education opportunities for our children this past decade, but we have only just started. Our state must finally put students first, not the system—by expanding school choice, strengthening our apprenticeship programs and connections with employers, investing in practical skills like computer science, and protecting our children while they're in the classroom. By doing so, we will see major returns on our investment with having students prepared for the challenges of an ever changing 21st century.

Lieutenant Governor Dan Forest

K-12 DEMOGRAPHICS

MORE THAN
1.4
MILLION
STUDENTS

880,613 (2018 est.)
LOW-INCOME
6 in every 10 students



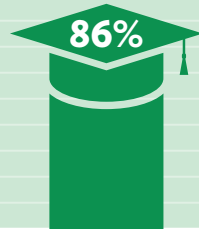
8,622
Private School
Choice

104,900
Public Charter
School Students

765,594
MINORITY
More than 5 in every 10 students



HIGH SCHOOL GRADUATION RATE



Graduation rate was 86% in 2018, up from 83% in 2013

ADVANCED PLACEMENT (AP)

21.4%

NORTH CAROLINA

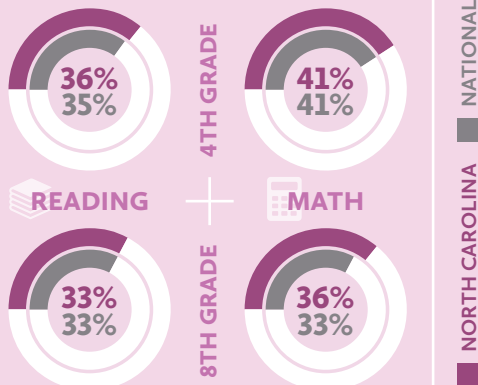
24%

NATIONAL

Students scoring 3 or higher, Class of 2019

NATION'S REPORT CARD

Proficient or Better, 2019 National Assessment of Educational Progress (NAEP)



2019 ENGAGEMENT

HIGHLIGHTS

- Protected A-F School Grading
- Improved School Accountability with Components of Fewer, Better Tests
- Participant, ExcelinEd's Network of State Innovation Partners
- Participant, ExcelinEd's K-3 Reading Network

POLICY SOLUTIONS		OUR ROLE	OUR GOAL	RESULT
QUALITY	A-F School Grading	Leading Partner Organization	Protect	Success
	Assessments	Supporting In-State Partners	Improve	Success
	K-3 Reading	Supporting In-State Partners	Develop, Implement, Pass	Failure

- Leading Partner Organization
- Supporting In-State Partners
- Improve
- Implement
- Develop
- Protect
- Pass
- Success
- Ongoing
- Failure

Data Sources: U.S. Department of Education, North Carolina Department of Education, National Center for Education Statistics, American Federation for Children, National Alliance for Public Charter Schools and College Board

OHIO



WHAT OTHERS ARE SAYING



In 2019, Ohio made historic investments in our school choice scholarship programs and set aside funds to support high-quality charter schools for the first time. Working with valued partners like *ExcelinEd*, we designed a \$50M investment in incentives and support for high school credentialing programs. Every child in Ohio should have the opportunity to pursue their dreams and live up to their potential at a school that meets their unique needs. Our efforts in 2019 are a positive step toward that goal.

Governor Mike DeWine

K-12 DEMOGRAPHICS

MORE THAN
1.7
MILLION
STUDENTS

843,418
LOW-INCOME
Nearly 5 in every 10 students



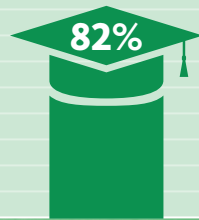
49,107
Private School
Choice

115,400
Public Charter
School Students

536,623
MINORITY
3 in every 10 students



HIGH SCHOOL GRADUATION RATE



Graduation rate was 82% in 2018, down from 88% in 2013

ADVANCED PLACEMENT (AP)

18.3%

OHIO

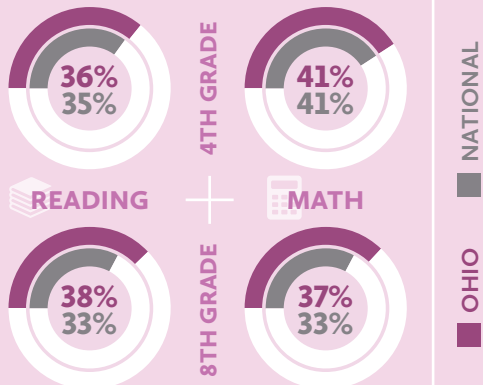
24%

NATIONAL

Students scoring 3 or higher, Class of 2019

NATION'S REPORT CARD

Proficient or Better, 2019 National Assessment of Educational Progress (NAEP)



2019 ENGAGEMENT

HIGHLIGHTS

- \$60 Million for High Quality Charter School Networks Over 2 years
- \$50 Million for Voucher Program Serving +10,400 Low-Income Students
- Expands Eligibility for Vouchers from K-6 to K-12 Students
- \$50 Million for Industry Credential Incentives Over 2 years
- Participant, *ExcelinEd*'s K-3 Reading Network
- Participant, *ExcelinEd*'s Network of State Innovation Partners

	POLICY SOLUTIONS	OUR ROLE	OUR GOAL	RESULT
QUALITY	School Accountability			
INNOVATION	Industry Certification Incentives			
OPPORTUNITY	Charter Schools			
	Vouchers			

- Leading Partner Organization
- Supporting In-State Partners
- Improve
- Implement
- Develop
- Protect
- Pass
- Success
- Ongoing
- Failure

Data Sources: U.S. Department of Education, Ohio Department of Education, National Center for Education Statistics, American Federation for Children, National Alliance for Public Charter Schools and College Board

SOUTH CAROLINA



WHAT OTHERS ARE SAYING



An Education Savings Account represents an opportunity for South Carolina to let parents know our children are not disposable and they deserve the best possible preparation to ensure they will be productive, contributing members of society.

Shaunette Parker, My SC Education

K-12 DEMOGRAPHICS

753,744
STUDENTS

476,210
LOW-INCOME

More than 6 in every 10 students



1,951
Private School
Choice

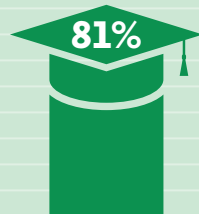
34,400
Public Charter
School Students

388,842
MINORITY

More than 5 in every 10 students



HIGH SCHOOL GRADUATION RATE



Graduation rate was 81% in 2018, up from 78% in 2013

ADVANCED PLACEMENT (AP)

20.3%

SOUTH CAROLINA

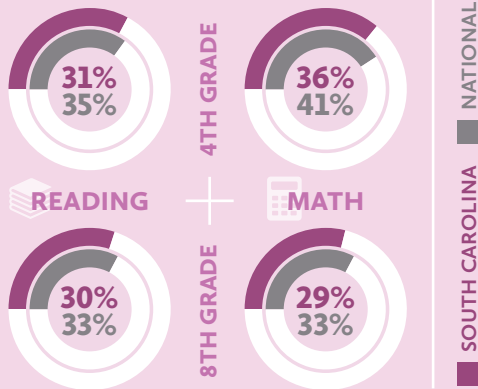
24%

NATIONAL

Students scoring 3 or higher, Class of 2019

NATION'S REPORT CARD

Proficient or Better, 2019 National Assessment of Educational Progress (NAEP)



2019 ENGAGEMENT

HIGHLIGHTS

- \$500K for Computer Science Professional Development
- \$2.5 Million Funding Increase for Industry Certifications
- Participant, ExcelinEd's Network of State Innovation Partners
- Participant, ExcelinEd's K-3 Reading Network

	POLICY SOLUTIONS	OUR ROLE	OUR GOAL	RESULT
QUALITY	Education Funding			
	K-3 Reading			
INNOVATION	Computer Science			
	Industry Recognized Credentials			
	Next Generation Learning			
OPPORTUNITY	Charter Schools			
	Education Savings Accounts			

- Leading Partner Organization
- Supporting In-State Partners
- Improve
- Implement
- Develop
- Protect
- Success
- Ongoing
- Failure
- Pass



TENNESSEE

WHAT OTHERS ARE SAYING



This year marked a major victory for thousands of Tennessee families with the passage of the new Education Savings Accounts program. ExcelinEd added important policy and advocacy support to our coalition's effort, helping us carry this overdue legislation across the finish line, and we look forward to continuing that partnership with ExcelinEd in 2020.

Shaka Mitchell, Tennessee Federation for Children

K-12 DEMOGRAPHICS

973,659
STUDENTS

339,807
LOW-INCOME

More than 3 in every 10 students



88

Private School
Choice

42,900

Public Charter
School Students

342,728
MINORITY

More than 3 in every 10 students



HIGH SCHOOL GRADUATION RATE

90%

Graduation rate was 90% in 2018, up from 86% in 2013

ADVANCED PLACEMENT (AP)

13.9%

TENNESSEE

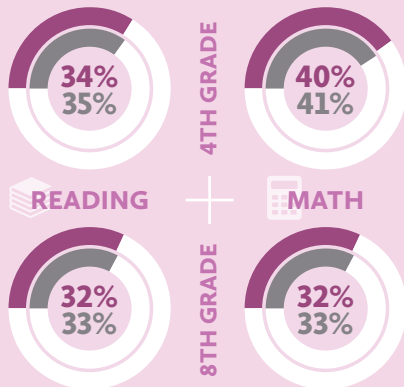
24%

NATIONAL

Students scoring 3 or higher, Class of 2019

NATION'S REPORT CARD

Proficient or Better, 2019 National Assessment of Educational Progress (NAEP)



2019 ENGAGEMENT

HIGHLIGHTS

- New ESA for 15,000 Low-Income Students
- Eliminated Regulatory Barriers to Spur Charter School Growth
- Enhanced Access to Charter Schools for Military Families
- Improved Course Access
- Participant, ExcelinEd's K-3 Reading Network

	POLICY SOLUTIONS	OUR ROLE	OUR GOAL	RESULT
QUALITY	Education Funding			
	School Accountability/ Assessments			
INNOVATION	Career Pathways (Industry Credentials)			
	College Acceleration (Dual Enrollment)			
	Computer Science			
	Course Access			
OPPORTUNITY	Charter Schools			
	Education Scholarship Accounts			

- Leading Partner Organization
- Supporting In-State Partners
- Improve
- Implement
- Develop
- Protect
- Pass
- Success
- Ongoing
- Failure



UTAH

WHAT OTHERS ARE SAYING



Ensuring that every child throughout the great state of Utah receives a high-quality education that sets them up for a future of success based on their unique talents, strengths and interests is an ongoing priority. We are proud to partner with ExcelinEd and promote the creation of student-centered education policy in our state.

Rick Larsen, President and CEO, Sutherland Institute

K-12 DEMOGRAPHICS

658,952
STUDENTS

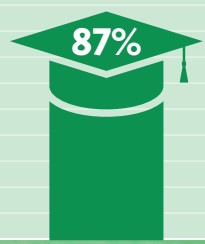
219,827
LOW-INCOME
More than 3 in every 10 students

978
Private School
Choice

170,164
MINORITY
Nearly 3 in every 10 students

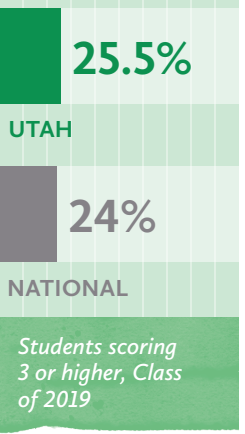
74,800
Public Charter
School Students

HIGH SCHOOL GRADUATION RATE



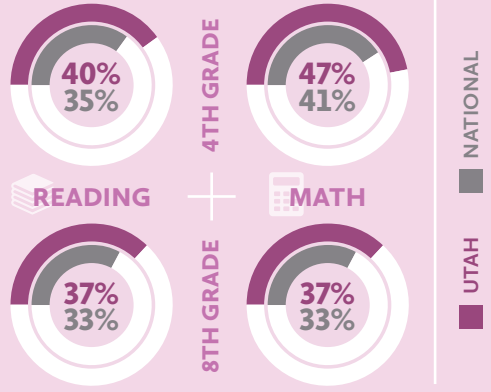
Graduation rate was 87% in 2018, up from 83% in 2013

ADVANCED PLACEMENT (AP)



NATION'S REPORT CARD

Proficient or Better, 2019 National Assessment of Educational Progress (NAEP)



2019 ENGAGEMENT

HIGHLIGHTS

- Expansion of Competency-Based Education Pilot Program
- Participant, ExcelinEd's Network of State Innovation Partners
- Participant, ExcelinEd's K-3 Reading Network

	POLICY SOLUTIONS	OUR ROLE	OUR GOAL	RESULT
QUALITY	A-F School Grading			
INNOVATION	Next Generation Learning			
OPPORTUNITY	Charter Schools			
	Tax Credit Scholarships			

- Leading Partner Organization
- Supporting In-State Partners
- Improve
- Implement
- Develop
- Protect
- Pass
- Success
- Ongoing
- Failure

Data Sources: U.S. Department of Education, Utah Department of Education, National Center for Education Statistics, American Federation for Children, National Alliance for Public Charter Schools and College Board