

Australian vocational education and training statistics

# International onshore VET qualification completer outcomes 2020



National Centre for Vocational Education Research

## Highlights

- 69.0% of international onshore qualification completers undertook training for employment-related reasons, 26.7% for personal reasons, and 4.2% for further study reasons
- The main reason for training reported in 2020 was to 'develop or start my own business', up 3.2 percentage points from 2019. To 'get a job' decreased by 4.5 percentage points from 2019.
- 87.7% achieved their main reason for training, down 1.1 percentage points from 2019
- 53.7% had an improved employment status after training, down 4.0 percentage points from 2019
- Of those who were employed after training, 68.3% had their hours reduced after the start of the COVID-19 pandemic
- 83.7% were satisfied with the overall quality of training, down 0.8 percentage points from 2019.

# Summary

This publication provides a summary of the outcomes of international students who completed a nationally recognised vocational education and training (VET) qualification in Australia during 2019 using data collected in mid-2020. These students were surveyed as an additional component to the 2020 National Student Outcomes Survey.

Information is presented on international onshore VET qualification completers' reasons for training and their employment outcomes, their satisfaction with training and further study outcomes. Note this group was called 'international onshore VET graduates' in previous years' publications.

Overall, 15 521 international onshore VET qualification completers responded to the survey.

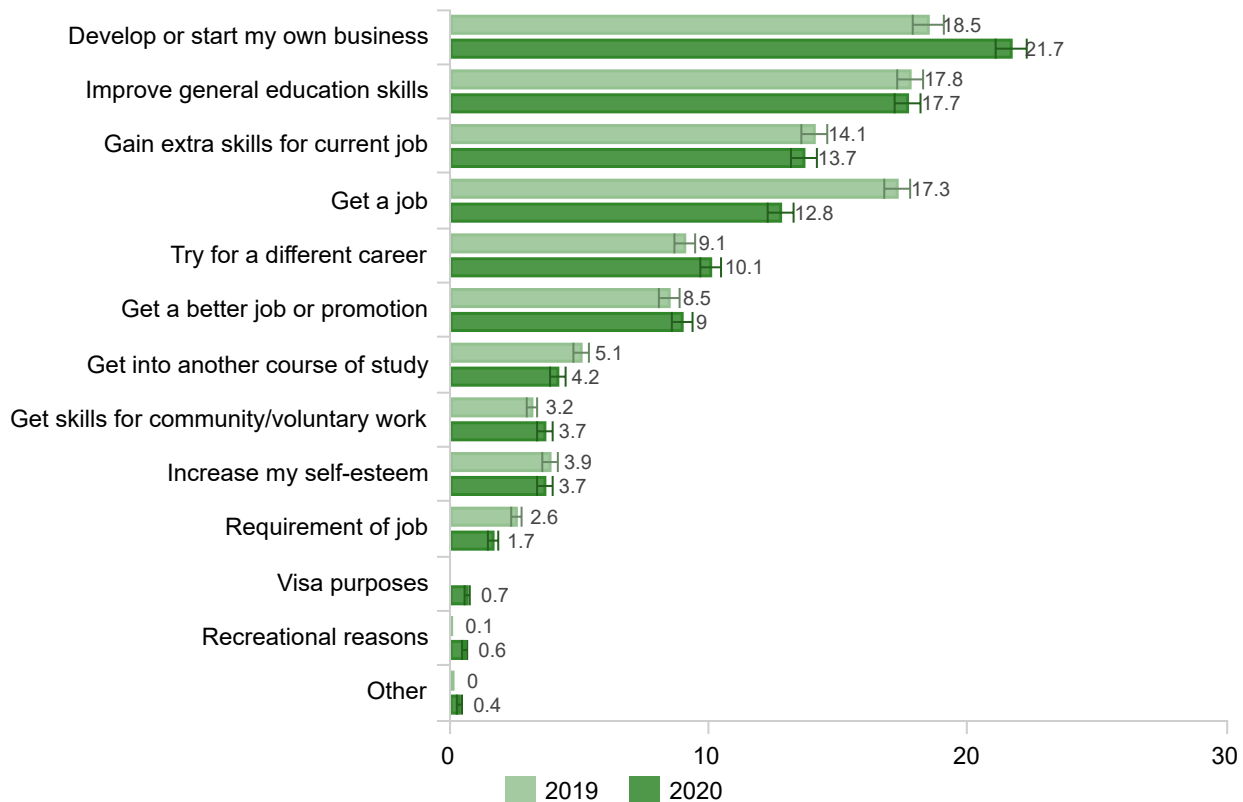
## Main reason for training

Overall 69.0% of international onshore qualification completers undertook training for employment-related reasons, 26.7% for personal reasons, and 4.2% for further study reasons. The main reason for training was 'develop or start my own business', as cited by 21.7% of international onshore qualification completers.

In 2020:

- 87.7% of international onshore qualification completers achieved their main reason for training, down 1.1 percentage points from 2019
- a higher proportion of international onshore qualification completers who undertook their training for personal development achieved their main reason for undertaking training (92.7%) compared with those undertaking training for employment-related reasons (85.5%).

**Figure 1 Main reason for undertaking training, for international onshore qualification completers, 2019 and 2020 (%)**



Note: In 2019, 'visa purposes' was reported as part of 'other' main reasons

## Employment outcomes

In 2020, 53.7% of international onshore qualification completers had an improved employment status after training, down 4.0 percentage points from 2019.

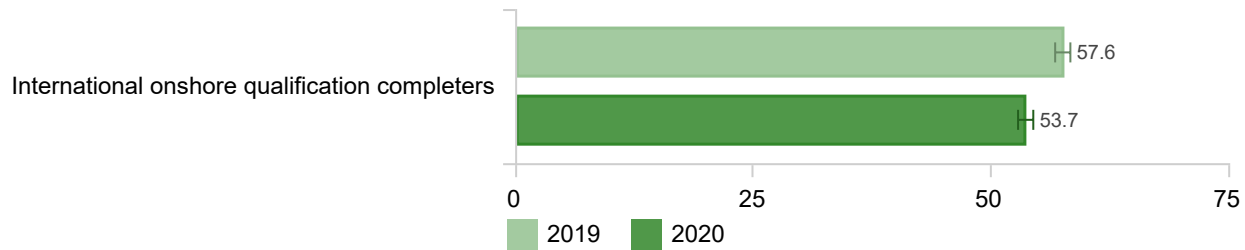
- 72.1% of international onshore qualification completers were employed before training. Of these:
  - 11.2% were employed at a higher skill level after training, down 3.6 percentage points from 2019
  - 26.5% were employed in a better job after training, down 9.2 percentage points from 2019.
- 27.9% of international onshore qualification completers were not employed before training. Of these:
  - 49.3% were employed after training, up 4.6 percentage points from 2019.

In total, 64.7% of international onshore qualification completers were employed after training, down 4.2 percentage points from 2019.

- 60.6% were employed in Australia, and 3.9% were employed in another country.

In 2020, 14.4% of international onshore qualification completers were employed after training in the same occupation as their qualification, down 1.5 percentage points from 2019. A further 28.1% were employed in a different occupation but found the training relevant to their current job, similar to 2019.

**Figure 2 Improved employment status after training for international onshore qualification completers, 2019 and 2020 (%)**

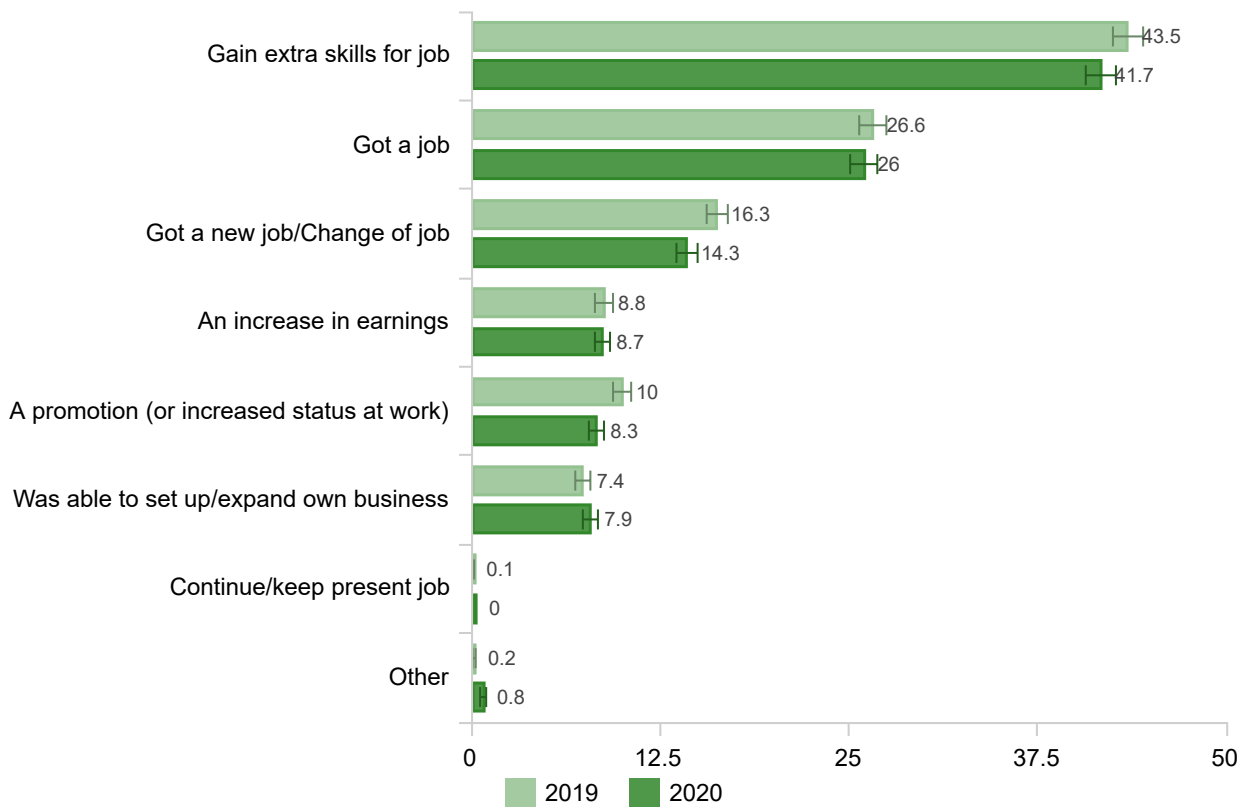


## Job-related benefits

Of those employed after training:

- 76.6% of international onshore qualification completers received at least one job-related benefit, down 5.9 percentage points from 2019
- the most commonly cited benefit was 'to gain extra skills for my job', cited by 41.7% of international onshore qualification completers followed by 'got a job' (26.0%).

**Figure 3 Job-related benefits of undertaking training, for international onshore qualification completers employed after training, 2019 and 2020 (%)**



Note: Totals sum to more than 100% as respondents could choose more than one response category.

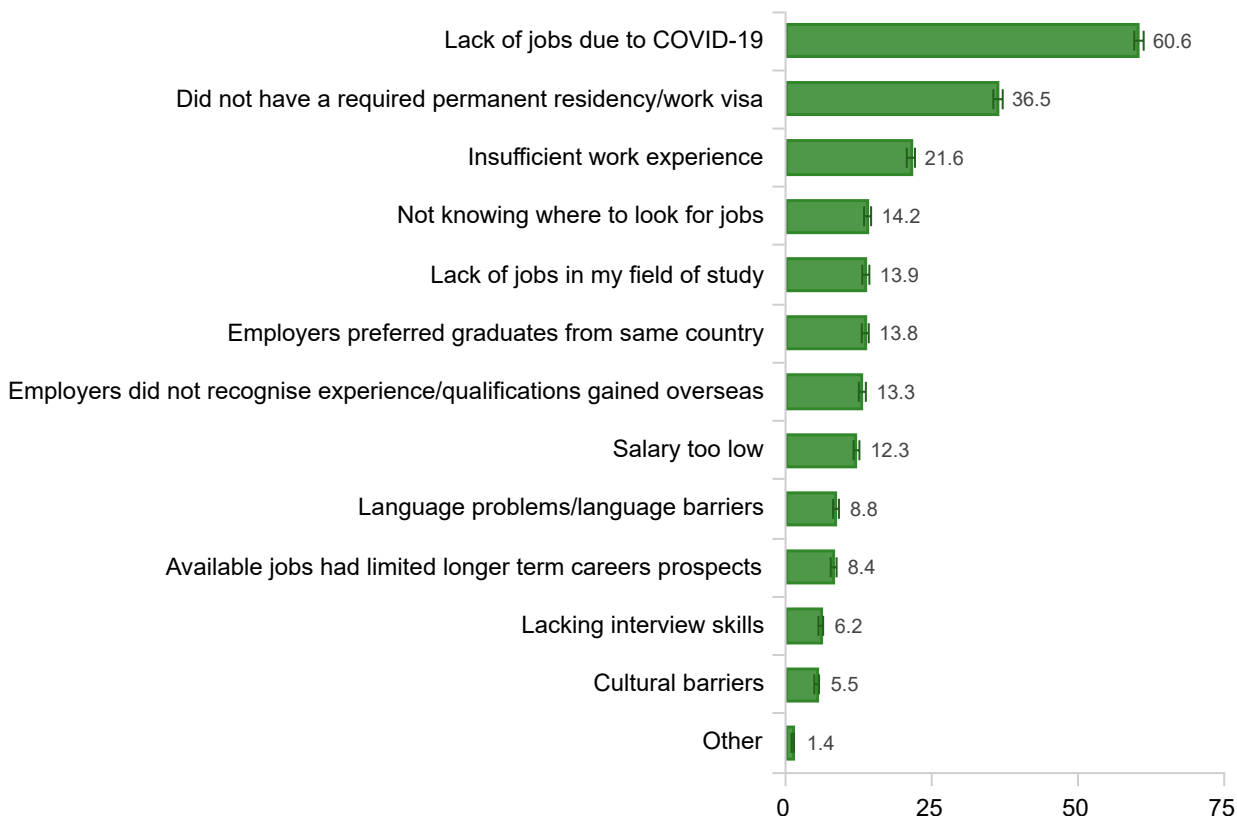
### Barriers to employment

60.0% of international onshore qualification completers were looking for work at some stage after training (including some who were already employed). Of these, 93.1% faced at least one barrier when looking for work after training.

The five most commonly cited barriers were:

- lack of jobs due to COVID-19 (60.6%)
- did not have a required permanent residency/work visa (36.5%)
- insufficient work experience (21.6%)
- not knowing where to look for jobs (14.2%)
- lack of jobs in their field of study (13.9%).

**Figure 4 Barriers cited by international onshore qualification completers when looking for work in Australia after training, 2020 (%)**



Note: Totals sum to more than 100% as respondents could choose more than one response category.

### Effect of COVID-19

Of the international onshore qualification completers who were not employed on the reference date of 29 May 2020, 50.1% had a job previously that they lost due to the COVID-19 pandemic.

Of the international onshore qualification completers who were employed after training:

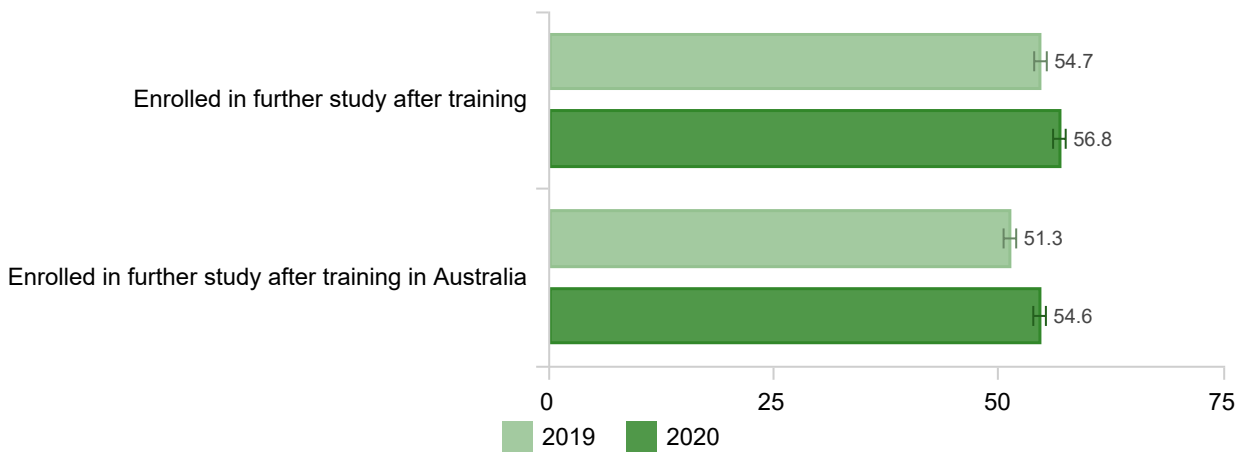
- 68.3% had their hours reduced after the start of the COVID-19 pandemic and 8.9% had their hours increased
- 24.0% were temporarily stood down due to COVID-19.

### Further study outcomes

In 2020:

- 56.8% of international onshore qualification completers enrolled in further study after training, up 2.2 percentage points from 2019
- 54.6% were enrolled in further study after training in Australia, up 3.2 percentage points from 2019.

**Figure 5 Enrolled in further study after training, for international onshore qualification completers, 2019 and 2020 (%)**

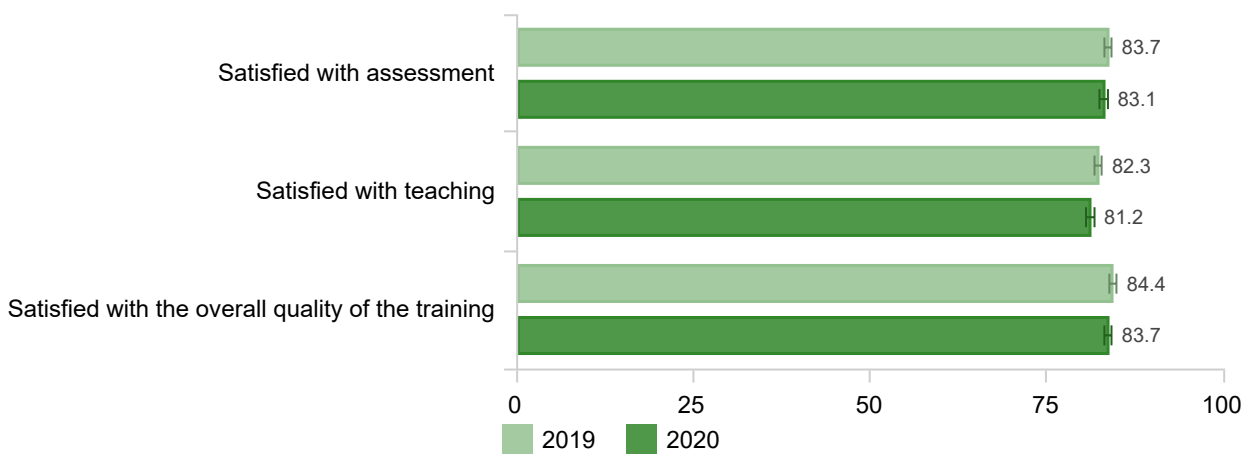


### Satisfaction with training

In 2020:

- 83.7% of international onshore qualification completers were satisfied with the overall quality of training, down 0.8 percentage points from 2019
- 80.6% of international onshore qualification completers are likely to recommend their training provider.

**Figure 6 Satisfaction with training provider, for international onshore qualification completers 2019 and 2020 (%)**





For details and exceptions visit the [NCVER Portal](#).

This document should be attributed as NCVER 2021, *International onshore VET qualification completer outcomes 2020*, NCVER, Adelaide.

This work has been produced by NCVER on behalf of the Australian Government, and state and territory governments, with funding provided through the Australian Government Department of Education, Skills and Employment.

The views and opinions expressed in this document are those of NCVER and do not necessarily reflect the views of the Australian Government or state and territory governments.

ISBN 978-1-925717-66-2

TD/TNC 143.05

Published by NCVER, ABN 87 007 967 311