



# **Early Childhood Homelessness State Profiles**

**Data Collected in 2018-19**



# **Early Childhood Homelessness State Profiles**

## **Data Collected in 2018-19**

---

*Prepared for:*

U.S. Department of Education  
Office of Planning, Evaluation and Policy Development  
Office of the Chief Data Officer

*Prepared by:*

Amy Yamashiro  
John McLaughlin  
U.S. Department of Education

**2021**

This publication contains information about and from outside organizations, including hyperlinks and URLs. Inclusion of such information does not constitute an endorsement by the Department.

**U.S. Department of Education**

Miguel A. Cardona, Ed.D.

*Secretary*

**Office of Planning, Evaluation and Policy Development**

Donna Harris-Aikens

*Acting Assistant Secretary*

**Office of the Chief Data Officer**

Gregory Fortelny

*Chief Data Officer*

May 2021

This report is in the public domain. Authorization to reproduce it in whole or in part is granted. While permission to reprint this publication is not necessary, the citation should be: Yamashiro, Amy & McLaughlin, John (2021). *Early Childhood Homelessness State Profiles: 2018-19*. U.S. Department of Education, Office of Planning, Evaluation and Policy Development, Office of the Chief Data Officer. <https://www2.ed.gov/about/offices/list/opepd/ppss/reports.html>.

**Availability of Alternate Formats**

Requests for documents in alternate formats such as Braille or large print should be submitted to the Alternate Format Center by calling 202-260-0852 or by contacting the 504 coordinator via email at [om\\_eeos@ed.gov](mailto:om_eeos@ed.gov).

**Notice to Limited English Proficient Persons**

If you have difficulty understanding English, you may request language assistance services for Department information that is available to the public. These language assistance services are available free of charge. If you need more information about interpretation or translation services, please call 1-800-USA-LEARN (1-800-872-5327) (TTY: 1-800-437-0833), or email us at:

[Ed.Language.Assistance@ed.gov](mailto:Ed.Language.Assistance@ed.gov). Or write to: U.S. Department of Education, Information Resource Center, LBJ Education Building, 400 Maryland Avenue SW, Washington, DC 20202.

**Content Contact:**

Amy Yamashiro

Phone: 202-453-5577

Email: [amy.yamashiro@ed.gov](mailto:amy.yamashiro@ed.gov)

## Contents

<b>List of Exhibits</b> .....	iii
<b>Data Highlights</b> .....	iv
<b>Introduction</b> .....	1
References.....	7
<b>Profiles</b>	
National.....	8
Alabama.....	9
Alaska.....	10
Arizona.....	11
Arkansas.....	12
California.....	13
Colorado.....	14
Connecticut.....	15
Delaware.....	16
District of Columbia.....	17
Florida.....	18
Georgia.....	19
Hawaii.....	20
Idaho.....	21
Illinois.....	22
Indiana.....	23
Iowa.....	24
Kansas.....	25
Kentucky.....	26
Louisiana.....	27
Maine.....	28
Maryland.....	29
Massachusetts.....	30
Michigan.....	31
Minnesota.....	32
Mississippi.....	33
Missouri.....	34
Montana.....	35
Nebraska.....	36
Nevada.....	37
New Hampshire.....	38
New Jersey.....	39

New Mexico	40
New York	41
North Carolina	42
North Dakota	43
Ohio	44
Oklahoma	45
Oregon	46
Pennsylvania	47
Puerto Rico	48
Rhode Island	49
South Carolina	50
South Dakota	51
Tennessee	52
Texas	53
Utah	54
Vermont	55
Virginia	56
Washington	57
West Virginia	58
Wisconsin	59
Wyoming	60
<b>Appendix I: Data Sources and Methodology</b>	<b>61</b>
Data Sources	61
Methodology	62
Early Childhood Homelessness	62
Early Childhood Education for Children Experiencing Homelessness	64
Related Factors	65
References	65
<b>Appendix II: Federal Definitions of Homelessness</b>	<b>66</b>
<i>McKinney-Vento Homeless Assistance Act</i> Definition	66
<i>HEARTH Act</i> Definition	67
<b>Appendix III: Federally Funded Early Childhood Programs</b>	<b>69</b>
Head Start	69
Child Care and Development Fund	69
Maternal, Infant, and Early Childhood Home Visiting	70
<i>McKinney-Vento Education for Homeless Children and Youth Act</i>	71

## List of Exhibits

Exhibit 1:	Number of children under age six by jurisdiction in 2019.....	3
Exhibit 2:	Number and percentage of children under age six experiencing homelessness by jurisdiction in 2018-19.....	4
Exhibit 3:	Number and percentage of children under age six experiencing homelessness served by federally funded education programs in 2018-19.....	5
Exhibit 4:	Percentage of children living in families with high housing cost burden (housing) and children under age six with no resident parent in the labor force (labor) in 2018.....	6

## Data Highlights

This report presents data on children under age six who are experiencing homelessness at the national level and in the 50 States, the District of Columbia, and Puerto Rico. It uses data collected from 2018 to 2019 by the Administration for Children and Families (ACF) and the Office of the Assistant Secretary for Planning and Evaluation (ASPE) within the U.S. Department of Health and Human Services (HHS) and by the U.S. Department of Education (ED). It also includes publicly available data from the U.S. Census Bureau (Census), the U.S. Department of Housing and Urban Development (HUD) (2020), and from the Annie E. Casey Foundation (2018). In January 2016, ACF released *Early Childhood Homelessness 50-State Profiles* as part of an interagency early childhood workgroup of the U.S. Interagency Council on Homelessness (USICH),<sup>1</sup> which included member agencies ACF and ASPE within HHS, ED, HUD, and the U.S. Department of Agriculture (USDA). ACF released a second state profile report in 2017 and then ED issued annual reports in 2018, 2019, and 2020.<sup>2</sup> This 2018-19<sup>3</sup> report presents the data by jurisdiction to inform policymakers, practitioners, and researchers on young children experiencing homelessness. Homeless children and youths lack a fixed, regular, and adequate nighttime residence. Subtitle VII-B of the *McKinney-Vento Homeless Assistance Act* (McKinney-Vento) offers support for states, outlying areas, and the Bureau of Indian Education to ensure that children and youth experiencing homelessness have equal access to a free and appropriate public education. It was amended through the *Every Student Succeeds Act* in 2015, and is administered by ED. Having this data helps policymakers and the public understand the evolving prevalence and nature of early childhood homelessness.

### National Level

- In 2018-19, 1,297,513, or 5 percent,<sup>4</sup> of children under age six experienced homelessness.
- In 2018-19, 126,665, or 10 percent,<sup>5</sup> of children under age six experiencing homelessness enrolled in Head Start and Early Head Start, or programs funded with

<sup>1</sup> The 2016 and 2017 reports were prepared by ACF and are no longer available online.

<sup>2</sup> 2018 Report: <https://www2.ed.gov/rschstat/eval/disadv/homeless/early-childhood-homelessness-state-profiles.pdf>; 2019 Report: <https://www2.ed.gov/rschstat/eval/disadv/homeless/early-childhood-homelessness-state-profiles-2019.pdf>; 2020 Report: <https://www2.ed.gov/rschstat/eval/disadv/homeless/early-childhood-homelessness-state-profiles-2020.pdf>

<sup>3</sup> Note: ED collects data by school years (SY), in which SY 2018-19 data go from July 1 to June 30. ACF collects Head Start data by fiscal years (FY), in which FY 2018-19 data go from October 1 to September 30.

<sup>4</sup> Source: U.S. Department of Education. Total number of homeless students enrolled in LEAs with or without McKinney-Vento subgrants.

<sup>5</sup> The estimated number of children may be slightly inflated due to a small number of children who receive services from both Head Start/Early Head Start and the McKinney-Vento program. Sources: U.S. Department of Education. Homeless children and youth served by McKinney-Vento subgrants, and the HHS, ACF, Office of Head Start. Program information report: Total number of children experiencing homelessness that were served during the enrollment year.



McKinney-Vento subgrants. Note this enrollment rate does not include children enrolled in early childhood programs that are state and locally funded.

- In 2018, 31 percent of families with children under age 18 were experiencing a “high housing cost burden” (defined as spending 30 percent or more of monthly income on housing expenses).<sup>6</sup>
- In 2018, 8 percent of children under age six had no resident parent in the labor force in the United States.<sup>7</sup>

### **State Level**

- In 2018-19, more than 100,000 children under age six experienced homelessness in California, New York, and Texas (ranging from 4.22 to 10.11 percent). More than 30,000 children under age six experienced homelessness in Florida, Georgia, Illinois, Michigan, Missouri, Ohio, and Washington (ranging from 3.75 to 7.28 percent).<sup>8</sup>
- In 2018-19, more than 5,000 children under age six experiencing homelessness were served by Head Start and Early Head Start, or programs funded with McKinney-Vento subgrants in California, Illinois, New York, Ohio, Pennsylvania, and Texas (ranging from 7.25 to 36.48 percent).<sup>9</sup>
- Ten states or jurisdictions (California, Connecticut, Delaware, District of Columbia, Florida, Hawaii, Nevada, New Jersey, New York, and Rhode Island) had one-third or more of families with children under age 18 experiencing a high housing cost burden in 2018.<sup>10</sup>
- Thirteen states or jurisdictions (Alabama, Arizona, Arkansas, Hawaii, Kentucky, Louisiana, Mississippi, New Mexico, Puerto Rico, Rhode Island, Tennessee, Texas, and West Virginia) had 10 percent or more of children under age six whose resident parents were not in the civilian labor force in 2018.<sup>11</sup>

---

<sup>6</sup> Source: The Annie E. Casey Foundation, KIDS COUNT data center. Children living in households with a high housing cost burden.

<sup>7</sup> Source: The Annie E. Casey Foundation, KIDS COUNT data center. Children under age six with no resident parent in the labor force in the United States.

<sup>8</sup> Source: U.S. Department of Education. Total number of homeless students enrolled in LEAs with or without McKinney-Vento subgrants.

<sup>9</sup> Sources: U.S. Department of Education. Homeless children and youth served by McKinney-Vento subgrants, and the HHS, ACF, Office of Head Start. Program information report: Total number of children experiencing homelessness that were served during the enrollment year.

<sup>10</sup> Source: The Annie E. Casey Foundation, KIDS COUNT data center. Children living in households with a high housing cost burden.

<sup>11</sup> Source: The Annie E. Casey Foundation, KIDS COUNT data center. Children under age six with no resident parent in the labor force in the United States.

## Introduction

Homelessness is a reality for many families with young children in the United States. Children and youths experiencing homelessness lack a fixed, regular, and adequate nighttime residence. In 2018, about a third of all people who stayed in a shelter were families with children, and nearly half of children served by the U.S. Department of Housing and Urban Development (HUD)-funded emergency and transitional housing providers were age five or younger (HUD, 2020). Furthermore, children under the age of one make up less than 6 percent of the overall child population in the United States, yet they constitute 10 percent of the child population served by HUD-funded shelters (U.S. Census Bureau, 2020; HUD, 2020). In 2019, there were nearly 24 million children under age six in the United States (Exhibit 1). In 2018-19,<sup>12</sup> nearly 1.3 million, or 6 percent, of children under age six were experiencing homelessness (Exhibit 2), and of these, 126,665, or 10 percent, were served by federally-funded education programs (Exhibit 3).

In January 2016, the Administration for Children and Families (ACF) released *Early Childhood Homelessness 50-State Profiles*<sup>13</sup> as part of an interagency early childhood workgroup of the U.S. Interagency Council on Homelessness (USICH).<sup>14</sup> ACF released a second state profile in 2017, and then the U.S. Department of Education (ED) issued reports in 2018, 2019, and 2020.<sup>15</sup> This report presents the publicly available data collected in 2018-19 by ED, in 2019 by the U.S. Census Bureau (Census), and in 2018 by the Annie E. Casey Foundation. Its purpose is to inform policymakers, practitioners, and researchers on the change in the size and service coverage of young children experiencing homelessness in 2018-19.

Research has established a strong connection between a young child's early experiences and brain development. The early years of life can provide a strong or weak foundation for all future learning, behavior, and health (National Scientific Council on the Developing Child, 2007).<sup>16</sup> For example, "critical aspects of brain architecture begin to be shaped by experience before and soon after birth, and many fundamental aspects of that architecture are established well before a child enters school" (p. 1).<sup>17</sup> Homelessness in early childhood is associated with poor academic achievement and engagement in elementary school (Perlman & Fantuzzo,

---

<sup>12</sup> Data from HHS are reported by school year (i.e., 2016-17). Data from the KIDS COUNT Data Center, the U.S. Census Bureau, and HUD are reported for the calendar, rather than school, year.

<sup>13</sup> The 2016 and 2017 reports were prepared by ACF and are no longer available online.

<sup>14</sup> Member agencies included ACF, the Office of the Assistant Secretary for Planning and Evaluation (ASPE) for the U.S. Department of Health and Human Services, the U.S. Department of Education (ED), HUD, and the U.S. Department of Agriculture (USDA).

<sup>15</sup> 2018 Report: <https://www2.ed.gov/rschstat/eval/disadv/homeless/early-childhood-homelessness-state-profiles.pdf>; 2019 Report: <https://www2.ed.gov/rschstat/eval/disadv/homeless/early-childhood-homelessness-state-profiles-2019.pdf>; 2020 Report: <https://www2.ed.gov/rschstat/eval/disadv/homeless/early-childhood-homelessness-state-profiles-2020.pdf>

<sup>16</sup> National Scientific Council on the Developing Child (2007). *The Timing and Quality of Early Experiences Combine to Shape Brain Architecture: Working Paper No. 5*. Retrieved from [www.developingchild.harvard.edu](http://www.developingchild.harvard.edu)

<sup>17</sup> Ibid.

2010). Additionally, experiences of homelessness are associated with social-emotional delays among young children (Haskett et al., 2015) and poor classroom-based social skills in elementary school (Brumley et al., 2015). These findings underscore the importance of ensuring that young children who experience homelessness have access to evidence-based and promising educational experiences that research shows are critical to improving the long-term educational outcomes of children.

This report presents data collected in 2018-19 to provide a snapshot of children under age six who are experiencing homelessness at the national level. The data are from the 50 States, the District of Columbia, and Puerto Rico; limited information is also available for other selected U.S. territories. The following data are presented by state:

- Number of children under age six by jurisdiction in 2019 (Exhibit 1)
- Number and percentage of children under age six experiencing homelessness by jurisdiction in 2018-19 (Exhibit 2)
- Number and percentage of children under age six experiencing homelessness served by federally funded education programs in 2018-19 (i.e., Head Start<sup>18</sup> and McKinney-Vento Homeless Assistance Act<sup>19</sup> subgrants) (Exhibit 3)

This report also includes two indicators on related factors: the percentage of families experiencing a “high housing cost burden” (defined as spending 30 percent or more of monthly income on housing expenses) and the percentage of young children under age six with “no resident parent in U.S. labor force” (Exhibit 4). Data on these related factors are not available for the U.S. Virgin Islands, Guam, American Samoa, and the Commonwealth of the Northern Mariana Islands. HHS provides information about the number of children experiencing homelessness served by Head Start and Early Head Start in these areas.<sup>20</sup>

---

<sup>18</sup> Head Start, a comprehensive child development program with the overall goal of increasing the school readiness of young children from birth to age five in low-income families, is administered by HHS through the Office of Head Start at the ACF. Please note that this rate does not yet include children served by HHS’s Child Care and Development Fund, but that such data will be available in future years.

<sup>19</sup> The Secretary of Education is authorized to make grants to States for the education of children and youth by Subtitle VII-B of the McKinney-Vento Homeless Assistance Act.

<sup>20</sup> The Secretary is authorized to reserve .1 percent of the amount appropriated for each fiscal year to be allocated among the U.S. Virgin Islands, Guam, American Samoa, and the Commonwealth of the Northern Mariana Islands, according to their respective need for assistance, as determined by the Secretary. (42 U.S.C. § 11432 (Section 722(c)(2)(A)).) of the McKinney-Vento Homeless Assistance Act (42 U.S.C. § 11432(c)(2)(A))). The Secretary transfers 1 percent of the amount appropriated for each fiscal year to the Department of the Interior for programs for Indian students served by schools funded by the Secretary of the Interior. (Section 722(c)(2)(B)(i) of the McKinney-Vento Homeless Assistance Act (42 U.S.C. § 11432(c)(2)(B)(i))).

**Exhibit 1. Number of children under age six by jurisdiction in 2019**

Jurisdiction	Number	Jurisdiction	Number
Alabama	353,925	Montana	74,016
Alaska	61,494	Nebraska	157,754
Arizona	520,646	Nevada	223,663
Arkansas	226,868	New Hampshire	76,875
California	2,877,174	New Jersey	619,743
Colorado	400,671	New Mexico	146,923
Connecticut	219,776	New York	1,350,416
Delaware	65,825	North Carolina	734,550
District of Columbia	53,330	North Dakota	64,724
Florida	1,373,213	Ohio	833,142
Georgia	791,581	Oklahoma	308,973
Hawaii	102,773	Oregon	276,001
Idaho	140,265	Pennsylvania	842,742
Illinois	899,185	Puerto Rico	146,455
Indiana	504,458	Rhode Island	65,457
Iowa	236,020	South Carolina	353,082
Kansas	224,162	South Dakota	73,567
Kentucky	328,266	Tennessee	491,248
Louisiana	363,049	Texas	2,406,755
Maine	76,842	Utah	299,171
Maryland	435,183	Vermont	35,273
Massachusetts	430,159	Virginia	608,289
Michigan	683,798	Washington	550,167
Minnesota	424,820	West Virginia	112,986
Mississippi	220,890	Wisconsin	398,733
Missouri	444,058	Wyoming	42,283
		<b>National</b>	<b>23,751,419</b>

**Exhibit reads:** In 2019, Alabama had 353,925 children under age six.

**Source:** U.S. Census Bureau, Population Division. *Annual Estimates of the Civilian Population by Single Year of Age and Sex for the United States and States. Data for 2019.*

**Exhibit 2. Number and percentage of children under age six experiencing homelessness by jurisdiction in 2018-19**

Jurisdiction	Number	Percentage	Jurisdiction	Number	Percentage
Alabama	15,508	4.4	Montana	4,032	5.4
Alaska	3,381	5.5	Nebraska	4,072	2.6
Arizona	20,233	3.9	Nevada	17,531	7.8
Arkansas	13,236	5.8	New Hampshire	3,812	5.0
California	261,323	9.1	New Jersey	12,942	2.1
Colorado	20,038	5.0	New Mexico	10,788	7.3
Connecticut	4,403	2.0	New York	136,550	10.1
Delaware	3,435	5.2	North Carolina	32,189	4.4
District of Columbia	5,337	10.0	North Dakota	2,426	3.7
Florida	85,985	6.3	Ohio	31,207	3.7
Georgia	36,796	4.6	Oklahoma	21,294	6.9
Hawaii	3,429	3.3	Oregon	21,512	7.8
Idaho	7,471	5.3	Pennsylvania	29,995	3.6
Illinois	51,329	5.7	Puerto Rico	4,528	3.1
Indiana	17,429	3.5	Rhode Island	1,409	2.2
Iowa	6,918	2.9	South Carolina	11,747	3.3
Kansas	7,826	3.5	South Dakota	1,796	2.4
Kentucky	22,424	6.8	Tennessee	18,692	3.8
Louisiana	15,825	4.4	Texas	101,583	4.2
Maine	2,430	3.2	Utah	13,086	4.4
Maryland	14,862	3.4	Vermont	909	2.6
Massachusetts	23,233	5.4	Virginia	19,218	3.2
Michigan	32,743	4.8	Washington	37,623	6.8
Minnesota	15,946	3.8	West Virginia	9,736	8.6
Mississippi	6,709	3.0	Wisconsin	16,537	4.1
Missouri	32,340	7.3	Wyoming	1,708	4.0
			<b>National</b>	<b>1,297,513</b>	<b>5.5</b>

**Exhibit reads:** In 2018-19, Alabama had 15,508 children under age six experiencing homelessness, or 4.4 percent of the total early childhood population across the state.

**Note:** The estimated numbers and percentages of children under age six experiencing homelessness were calculated by applying the methodology used by the National Center for Family Homelessness in *America's Youngest Outcasts: A Report Card on Child Homelessness* (Bassuk, DeCandia, Beach, & Berman, 2014).

**Source:** U.S. Department of Education. Total number of homeless students enrolled in local educational agencies (LEAs) with or without McKinney-Vento subgrants, in 2018–19. [Data set]. Retrieved July 23, 2020, from EDFacts.

**Exhibit 3. Number and percentage of children under age six experiencing homelessness served by federally funded education programs in 2018-19**

Jurisdiction	Number	Percentage	Jurisdiction	Number	Percentage
Alabama	465	3.0	Montana	1,209	30.0
Alaska	446	13.2	Nebraska	596	14.6
Arizona	1,075	5.3	Nevada	1,558	8.9
Arkansas	1,207	9.1	New Hampshire	332	8.7
California	18,953	7.3	New Jersey	1,595	12.3
Colorado	2,329	11.6	New Mexico	577	5.3
Connecticut	566	12.9	New York	11,631	8.5
Delaware	238	6.9	North Carolina	2,639	8.2
District of Columbia	1,300	24.4	North Dakota	342	14.1
Florida	4,619	5.4	Ohio	5,388	17.3
Georgia	1,607	4.4	Oklahoma	1,804	8.5
Hawaii	292	8.5	Oregon	4,367	20.3
Idaho	967	12.9	Pennsylvania	10,941	36.5
Illinois	5,373	10.5	Puerto Rico	450	9.9
Indiana	1,315	7.5	Rhode Island	155	11.0
Iowa	730	10.6	South Carolina	1,391	11.8
Kansas	1,583	20.2	South Dakota	1,021	56.9
Kentucky	1,504	6.7	Tennessee	1,242	6.6
Louisiana	1,666	10.5	Texas	10,215	10.1
Maine	338	13.9	Utah	660	5.0
Maryland	1,241	8.4	Vermont	368	40.5
Massachusetts	3,189	13.7	Virginia	1,787	9.3
Michigan	3,810	11.6	Washington	3,280	8.7
Minnesota	2,350	14.7	West Virginia	1,107	11.4
Mississippi	223	3.3	Wisconsin	2,825	17.1
Missouri	1,494	4.6	Wyoming	305	17.9
			<b>National</b>	<b>126,665</b>	<b>9.8</b>

**Exhibit reads:** In 2018-19, Alabama had 465 children under age six experiencing homelessness who were served by federally funded early childhood programs, or 3.0 percent of the total early childhood homeless population across the state.

**Note:** This table presents the number and percentage of children under age six experiencing homelessness who were served by Head Start/Early Head Start and/or by the McKinney-Vento program in 2018-19.

**Source:** U.S. Department of Education. *Homeless children and youth served by McKinney-Vento subgrants—Ages birth through 2; and Total number of homeless students enrolled in LEAs with or without McKinney-Vento subgrants—Ages 3 to 5: 2018-19. [Data set].* U.S. Department of Health and Human Services, Administration for Children and Families, Office of Head Start. (2019). *Program information report: Total number of children experiencing homelessness that were served during the enrollment year.*

**Exhibit 4. Percentage of children living in families with a high housing cost burden and children under age six with no resident parent in the labor force in 2018**

Jurisdiction	High Housing Cost Burden	No Resident Parent in U.S. Labor Force	Jurisdiction	High Housing Cost Burden	No Resident Parent in U.S. Labor Force
Alabama	26	11	Montana	24	6
Alaska	25	9	Nebraska	21	5
Arizona	29	10	Nevada	33	8
Arkansas	26	10	New Hampshire	27	7
California	42	9	New Jersey	36	7
Colorado	30	5	New Mexico	26	14
Connecticut	35	7	New York	38	9
Delaware	33	9	North Carolina	27	9
District of Columbia	37	5	North Dakota	18	5
Florida	37	9	Ohio	25	9
Georgia	30	8	Oklahoma	25	9
Hawaii	35	10	Oregon	32	7
Idaho	24	4	Pennsylvania	27	7
Illinois	29	6	Puerto Rico	29	28
Indiana	22	7	Rhode Island	35	10
Iowa	19	5	South Carolina	27	9
Kansas	22	6	South Dakota	20	8
Kentucky	25	11	Tennessee	29	11
Louisiana	31	13	Texas	32	10
Maine	22	7	Utah	23	4
Maryland	31	7	Vermont	26	6
Massachusetts	31	6	Virginia	29	8
Michigan	25	8	Washington	30	6
Minnesota	21	4	West Virginia	24	14
Mississippi	27	11	Wisconsin	23	6
Missouri	23	7	Wyoming	20	7
			<b>National</b>	<b>31</b>	<b>8</b>

**Exhibit reads:** In 2018, Alabama had 26 percent of children under age 18 living in families spending 30 percent or more of monthly income on housing expenses, and the state had 11 percent of children under age six with no resident parent in the labor force.

**Notes:** This table presents the percentage of children under age 18 living in families spending 30 percent or more of monthly income on housing expenses and the percentage of children under age six whose resident parents were not in the civilian labor force. Estimates suppressed when the confidence interval around the percentage is greater than or equal to 10 percentage points.

**Source:** The Annie E. Casey Foundation, KIDS COUNT data center. Retrieved from <http://datacenter.kidscount.org/>.

## References

- Brumley, B., Fantuzzo, J., Perlman, S., & Zager, M. L. (2015). The unique relations between early homelessness and educational well-being: An empirical test of the continuum of risk hypothesis. *Children and Youth Services Review*, 48: 31-37. Retrieved from <https://www.ncbi.nlm.nih.gov/pmc/articles/PMC4283848/>
- Haskett, M. E., Armstrong, J., & Tisdale, J. (2015). Developmental status and social-emotional functioning of young children experiencing homelessness. *Early Childhood Education Journal*, 44: 119-125. Retrieved from <https://link.springer.com/article/10.1007/s10643-015-0691-8>
- Perlman, S.M. & Fantuzzo, J.W. (2010). Timing and influence of early experiences of child maltreatment and homelessness on children's educational well-being. *Children and Youth Services Review*, 32(6): 874-883. Retrieved from <https://www.sciencedirect.com/science/article/pii/S0190740910000502>
- National Scientific Council on the Developing Child. (2007). *The Timing and Quality of Early Experiences Combine to Shape Brain Architecture: Working Paper No. 5*. Retrieved from <https://www.developingchild.harvard.edu>
- U.S. Census Bureau. (2020). *Annual Estimates of the Civilian Population by Single Year of Age and Sex for the United States and States: April 1, 2010, to July 1, 2019*. Retrieved from <https://www.census.gov/data/tables/time-series/demo/popest/2010s-state-detail.html>
- U.S. Department of Housing and Urban Development (2020). *2018 annual homeless assessment report, part 2: Estimates of homelessness in the U.S.* Retrieved from <https://www.huduser.gov/portal/sites/default/files/pdf/2018-AHAR-Part-2.pdf>



Early childhood experiences with homelessness have long lasting impacts on a child’s well-being. Access to educational services can help mitigate some of these negative effects.<sup>1</sup> Federally-funded early childhood education (ECE) programs are only able to serve a small portion of children who experience homelessness. Taking action to mitigate the impacts of early childhood homelessness is critical to ensuring all young children have the opportunity to thrive.

### Early Childhood Homelessness

#### Children under age 6

Total population<sup>2</sup>

**23,751,419**

Estimated number experiencing homelessness<sup>3</sup>

**1,297,513**

or

**1 in 18** children

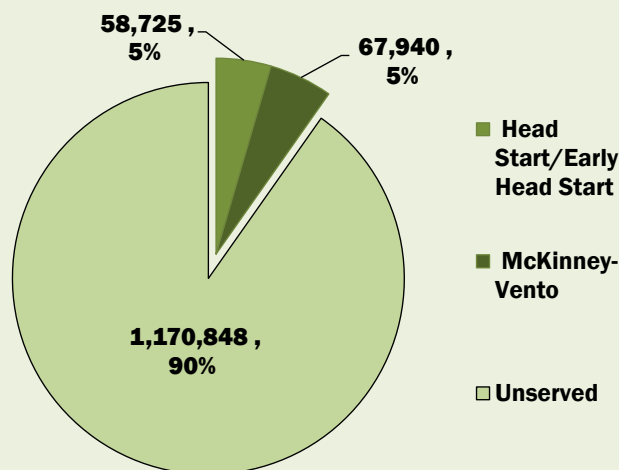


### Early Childhood Education for Children Experiencing Homelessness

#### Children under age 6 experiencing homelessness

**10%** served by Head Start/Early Head Start or McKinney-Vento funded ECE programs in 2019<sup>5</sup>

#### National



### Related Factors

Families experiencing homelessness, whether chronic or episodic, often face other barriers to affordable housing. By understanding these related challenges, states can create sustainable and proactive policy solutions that better address homelessness in their communities.



**31%** of families with children under 18 have a high housing cost burden<sup>4</sup>



**8%** of children under age six had no resident parent in the U.S. labor force<sup>4</sup>

For detailed information on indicator definitions, data sources, and methodology, please see Appendix III.

**Notes:**

- McCoy-Roth, M., Mackintosh, B.B., & Murphey, D. (2012). When the bough breaks: The effects of homelessness on young children. Early Childhood Highlights, p. 3. <https://www.childtrends.org/wp-content/uploads/2012/02/2012-08EffectHomelessnessChildren.pdf>
- U.S. Census Bureau, Population Division. (June 2020). SC-EST2019-AGESEX-CIV: Annual Estimates of the Civilian Population by Single Year of Age and Sex for the United States and States: April 1, 2010 to July 1, 2019. <https://www.census.gov/data/tables/time-series/demo/popest/2010s-state-detail.html>
- Calculations by authors using methodology established by Bassuk, et al. (2014) and 2019 data from U.S. Department of Education and U.S. Department of Housing and Urban Development.
- Data from the Annie E. Casey Foundation KIDS COUNT data center.
- Data from U.S. Department of Education. (2020). *Consolidated State Performance Reports, Part I* and U.S. Department of Health and Human Services, Administration for Children and Families. Retrieved July 23 2020. *Program Information Reports*. Data on children under 6 experiencing homelessness served through Federally-funded child care & home visiting programs collected for the first time in 2017. Percentages in the pie chart may not sum to 100 because of rounding.



Early childhood experiences with homelessness have long lasting impacts on a child’s well-being. Access to educational services can help mitigate some of these negative effects.<sup>1</sup> Federally-funded early childhood education (ECE) programs are only able to serve a small portion of children who experience homelessness. Taking action to mitigate the impacts of early childhood homelessness is critical to ensuring all young children have the opportunity to thrive.

### Early Childhood Homelessness

#### Children under age 6

Total population<sup>2</sup>

**353,925**

Estimated number experiencing homelessness<sup>3</sup>

**15,508**

or

**1 in 23** children

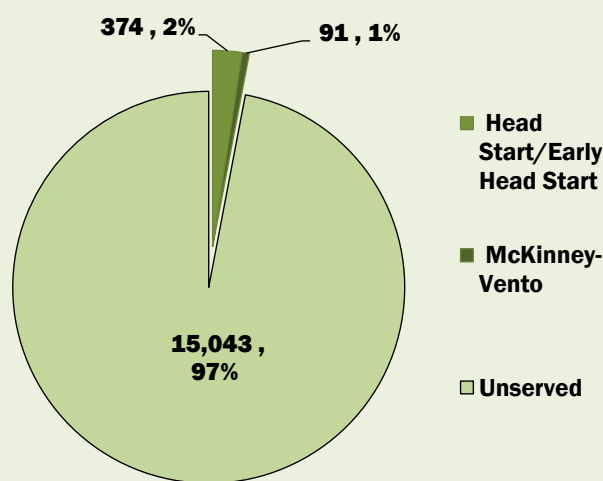


### Early Childhood Education for Children Experiencing Homelessness

#### Children under age 6 experiencing homelessness

**3%** served by Head Start/Early Head Start or McKinney-Vento funded ECE programs in 2019<sup>5</sup>

#### Alabama



### Related Factors

Families experiencing homelessness, whether chronic or episodic, often face other barriers to affordable housing. By understanding these related challenges, states can create sustainable and proactive policy solutions that better address homelessness in their communities.



**26%** of families with children under 18 have a high housing cost burden<sup>4</sup>



**11%** of children under age six had no resident parent in the U.S. labor force<sup>4</sup>

For detailed information on indicator definitions, data sources, and methodology, please see Appendix III.

**Notes:**

- McCoy-Roth, M., Mackintosh, B.B., & Murphey, D. (2012). When the bough breaks: The effects of homelessness on young children. Early Childhood Highlights, p. 3. <https://www.childtrends.org/wp-content/uploads/2012/02/2012-08EffectHomelessnessChildren.pdf>
- U.S. Census Bureau, Population Division. (June 2020). SC-EST2019-AGESEX-CIV: Annual Estimates of the Civilian Population by Single Year of Age and Sex for the United States and States: April 1, 2010 to July 1, 2019. <https://www.census.gov/data/tables/time-series/demo/popest/2010s-state-detail.html>
- Calculations by authors using methodology established by Bassuk, et al. (2014) and 2019 data from U.S. Department of Education and U.S. Department of Housing and Urban Development.
- Data from the Annie E. Casey Foundation KIDS COUNT data center.
- Data from U.S. Department of Education. (2020). *Consolidated State Performance Reports, Part I* and U.S. Department of Health and Human Services, Administration for Children and Families. Retrieved July 23 2020. *Program Information Reports*. Data on children under 6 experiencing homelessness served through Federally-funded child care & home visiting programs collected for the first time in 2017. Percentages in the pie chart may not sum to 100 because of rounding.



Early childhood experiences with homelessness have long lasting impacts on a child’s well-being. Access to educational services can help mitigate some of these negative effects.<sup>1</sup> Federally-funded early childhood education (ECE) programs are only able to serve a small portion of children who experience homelessness. Taking action to mitigate the impacts of early childhood homelessness is critical to ensuring all young children have the opportunity to thrive.

### Early Childhood Homelessness

#### Children under age 6

Total population<sup>2</sup>

**61,494**

Estimated number experiencing homelessness<sup>3</sup>

**3,381**

or

**1 in 18** children

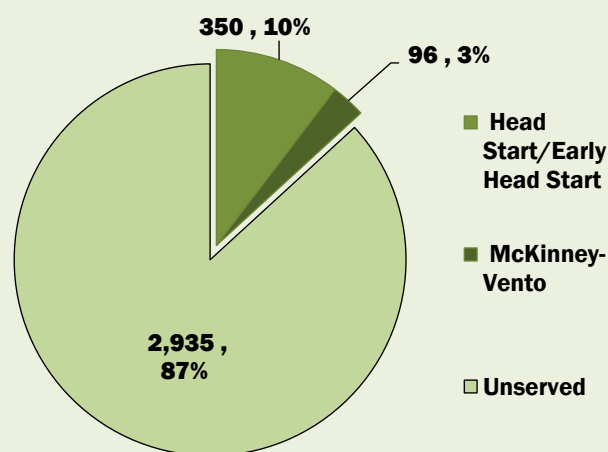


### Early Childhood Education for Children Experiencing Homelessness

#### Children under age 6 experiencing homelessness

**13%** served by Head Start/Early Head Start or McKinney-Vento funded ECE programs in 2019<sup>5</sup>

#### Alaska



### Related Factors

Families experiencing homelessness, whether chronic or episodic, often face other barriers to affordable housing. By understanding these related challenges, states can create sustainable and proactive policy solutions that better address homelessness in their communities.



**25%** of families with children under 18 have a high housing cost burden<sup>4</sup>



**9%** of children under age six had no resident parent in the U.S. labor force<sup>4</sup>

For detailed information on indicator definitions, data sources, and methodology, please see Appendix III.

**Notes:**

- McCoy-Roth, M., Mackintosh, B.B., & Murphey, D. (2012). When the bough breaks: The effects of homelessness on young children. Early Childhood Highlights, p. 3. <https://www.childtrends.org/wp-content/uploads/2012/02/2012-08EffectHomelessnessChildren.pdf>
- U.S. Census Bureau, Population Division. (June 2020). SC-EST2019-AGESEX-CIV: Annual Estimates of the Civilian Population by Single Year of Age and Sex for the United States and States: April 1, 2010 to July 1, 2019. <https://www.census.gov/data/tables/time-series/demo/popest/2010s-state-detail.html>
- Calculations by authors using methodology established by Bassuk, et al. (2014) and 2019 data from U.S. Department of Education and U.S. Department of Housing and Urban Development.
- Data from the Annie E. Casey Foundation KIDS COUNT data center.
- Data from U.S. Department of Education. (2020). *Consolidated State Performance Reports, Part I* and U.S. Department of Health and Human Services, Administration for Children and Families. Retrieved July 23 2020. *Program Information Reports*. Data on children under 6 experiencing homelessness served through Federally-funded child care & home visiting programs collected for the first time in 2017. Percentages in the pie chart may not sum to 100 because of rounding.



Early childhood experiences with homelessness have long lasting impacts on a child’s well-being. Access to educational services can help mitigate some of these negative effects.<sup>1</sup> Federally-funded early childhood education (ECE) programs are only able to serve a small portion of children who experience homelessness. Taking action to mitigate the impacts of early childhood homelessness is critical to ensuring all young children have the opportunity to thrive.

### Early Childhood Homelessness

#### Children under age 6

Total population<sup>2</sup>

**520,646**

Estimated number experiencing homelessness<sup>3</sup>

**20,233**

or

**1 in 26** children

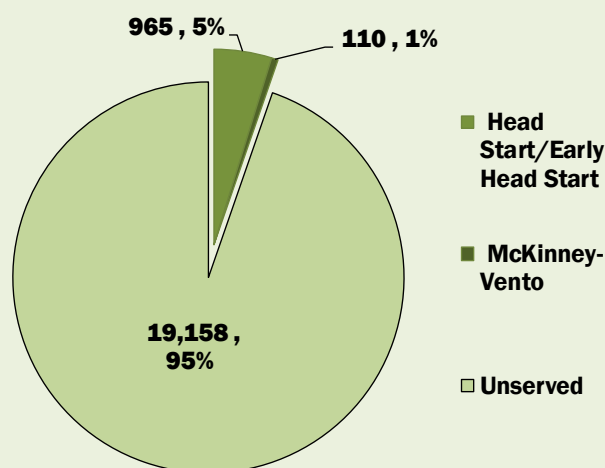


### Early Childhood Education for Children Experiencing Homelessness

Children under age 6 experiencing homelessness

**5%** served by Head Start/Early Head Start or McKinney-Vento funded ECE programs in 2019<sup>5</sup>

#### Arizona



### Related Factors

Families experiencing homelessness, whether chronic or episodic, often face other barriers to affordable housing. By understanding these related challenges, states can create sustainable and proactive policy solutions that better address homelessness in their communities.



**29%** of families with children under 18 have a high housing cost burden<sup>4</sup>



**10%** of children under age six had no resident parent in the U.S. labor force<sup>4</sup>

For detailed information on indicator definitions, data sources, and methodology, please see Appendix III.

**Notes:**

- McCoy-Roth, M., Mackintosh, B.B., & Murphey, D. (2012). When the bough breaks: The effects of homelessness on young children. Early Childhood Highlights, p. 3. <https://www.childtrends.org/wp-content/uploads/2012/02/2012-08EffectHomelessnessChildren.pdf>
- U.S. Census Bureau, Population Division. (June 2020). SC-EST2019-AGESEX-CIV: Annual Estimates of the Civilian Population by Single Year of Age and Sex for the United States and States: April 1, 2010 to July 1, 2019. <https://www.census.gov/data/tables/time-series/demo/popest/2010s-state-detail.html>
- Calculations by authors using methodology established by Bassuk, et al. (2014) and 2019 data from U.S. Department of Education and U.S. Department of Housing and Urban Development.
- Data from the Annie E. Casey Foundation KIDS COUNT data center.
- Data from U.S. Department of Education. (2020). *Consolidated State Performance Reports, Part I* and U.S. Department of Health and Human Services, Administration for Children and Families. Retrieved July 23 2020. *Program Information Reports*. Data on children under 6 experiencing homelessness served through Federally-funded child care & home visiting programs collected for the first time in 2017. Percentages in the pie chart may not sum to 100 because of rounding.



Early childhood experiences with homelessness have long lasting impacts on a child's well-being. Access to educational services can help mitigate some of these negative effects.<sup>1</sup> Federally-funded early childhood education (ECE) programs are only able to serve a small portion of children who experience homelessness. Taking action to mitigate the impacts of early childhood homelessness is critical to ensuring all young children have the opportunity to thrive.

## Early Childhood Homelessness

### Children under age 6

Total population<sup>2</sup>

**226,868**

Estimated number experiencing homelessness<sup>3</sup>

**13,236**

or

**1 in 17** children

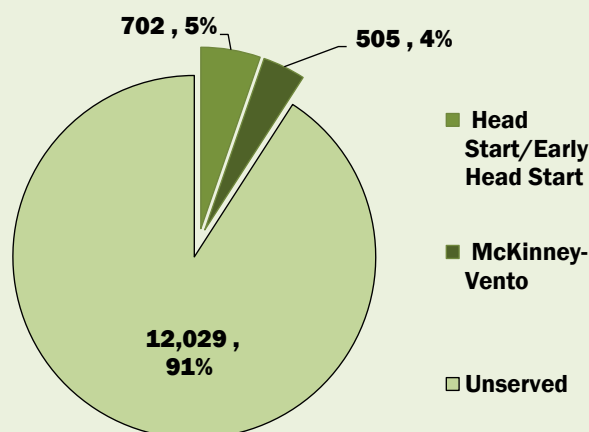


## Early Childhood Education for Children Experiencing Homelessness

Children under age 6 experiencing homelessness

**9%** served by Head Start/Early Head Start or McKinney-Vento funded ECE programs in 2019<sup>5</sup>

### Arkansas



## Related Factors

Families experiencing homelessness, whether chronic or episodic, often face other barriers to affordable housing. By understanding these related challenges, states can create sustainable and proactive policy solutions that better address homelessness in their communities.



**26%** of families with children under 18 have a high housing cost burden<sup>4</sup>



**10%** of children under age six had no resident parent in the U.S. labor force<sup>4</sup>

For detailed information on indicator definitions, data sources, and methodology, please see Appendix III.

### Notes:

- McCoy-Roth, M., Mackintosh, B.B., & Murphey, D. (2012). When the bough breaks: The effects of homelessness on young children. Early Childhood Highlights, p. 3. <https://www.childtrends.org/wp-content/uploads/2012/02/2012-08EffectHomelessnessChildren.pdf>
- U.S. Census Bureau, Population Division. (June 2020). SC-EST2019-AGESEX-CIV: Annual Estimates of the Civilian Population by Single Year of Age and Sex for the United States and States: April 1, 2010 to July 1, 2019. <https://www.census.gov/data/tables/time-series/demo/popest/2010s-state-detail.html>
- Calculations by authors using methodology established by Bassuk, et al. (2014) and 2019 data from U.S. Department of Education and U.S. Department of Housing and Urban Development.
- Data from the Annie E. Casey Foundation KIDS COUNT data center.
- Data from U.S. Department of Education. (2020). *Consolidated State Performance Reports, Part I* and U.S. Department of Health and Human Services, Administration for Children and Families. Retrieved July 23 2020. *Program Information Reports*. Data on children under 6 experiencing homelessness served through Federally-funded child care & home visiting programs collected for the first time in 2017. Percentages in the pie chart may not sum to 100 because of rounding.

Early childhood experiences with homelessness have long lasting impacts on a child’s well-being. Access to educational services can help mitigate some of these negative effects.<sup>1</sup> Federally-funded early childhood education (ECE) programs are only able to serve a small portion of children who experience homelessness. Taking action to mitigate the impacts of early childhood homelessness is critical to ensuring all young children have the opportunity to thrive.

### Early Childhood Homelessness

#### Children under age 6

Total population<sup>2</sup>

**2,877,174**

Estimated number experiencing homelessness<sup>3</sup>

**261,323**

or

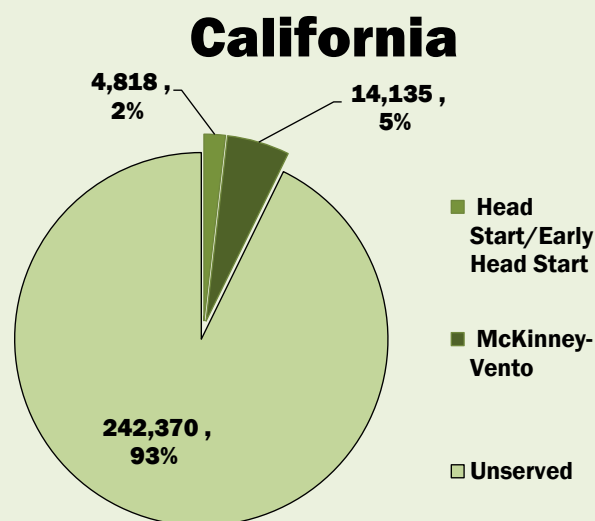
**1 in 11** children



### Early Childhood Education for Children Experiencing Homelessness

#### Children under age 6 experiencing homelessness

**7%** served by Head Start/Early Head Start or McKinney-Vento funded ECE programs in 2019<sup>5</sup>



### Related Factors

Families experiencing homelessness, whether chronic or episodic, often face other barriers to affordable housing. By understanding these related challenges, states can create sustainable and proactive policy solutions that better address homelessness in their communities.



**42%** of families with children under 18 have a high housing cost burden<sup>4</sup>



**9%** of children under age six had no resident parent in the U.S. labor force<sup>4</sup>

For detailed information on indicator definitions, data sources, and methodology, please see Appendix III.

**Notes:**

- McCoy-Roth, M., Mackintosh, B.B., & Murphey, D. (2012). When the bough breaks: The effects of homelessness on young children. Early Childhood Highlights, p. 3. <https://www.childtrends.org/wp-content/uploads/2012/02/2012-08EffectHomelessnessChildren.pdf>
- U.S. Census Bureau, Population Division. (June 2020). SC-EST2019-AGESEX-CIV: Annual Estimates of the Civilian Population by Single Year of Age and Sex for the United States and States: April 1, 2010 to July 1, 2019. <https://www.census.gov/data/tables/time-series/demo/popest/2010s-state-detail.html>
- Calculations by authors using methodology established by Bassuk, et al. (2014) and 2019 data from U.S. Department of Education and U.S. Department of Housing and Urban Development.
- Data from the Annie E. Casey Foundation KIDS COUNT data center.
- Data from U.S. Department of Education. (2020). *Consolidated State Performance Reports, Part I* and U.S. Department of Health and Human Services, Administration for Children and Families. Retrieved July 23 2020. *Program Information Reports*. Data on children under 6 experiencing homelessness served through Federally-funded child care & home visiting programs collected for the first time in 2017. Percentages in the pie chart may not sum to 100 because of rounding.



Early childhood experiences with homelessness have long lasting impacts on a child’s well-being. Access to educational services can help mitigate some of these negative effects.<sup>1</sup> Federally-funded early childhood education (ECE) programs are only able to serve a small portion of children who experience homelessness. Taking action to mitigate the impacts of early childhood homelessness is critical to ensuring all young children have the opportunity to thrive.

### Early Childhood Homelessness

#### Children under age 6

Total population<sup>2</sup>

**400,671**

Estimated number experiencing homelessness<sup>3</sup>

**20,038**

or

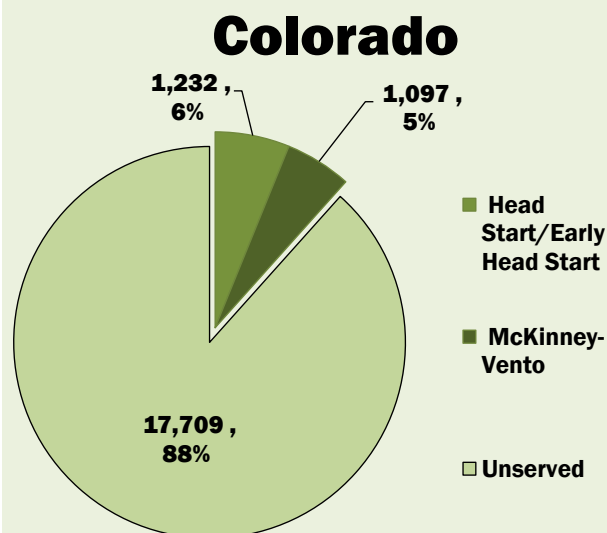
**1 in 20** children



### Early Childhood Education for Children Experiencing Homelessness

#### Children under age 6 experiencing homelessness

**12%** served by Head Start/Early Head Start or McKinney-Vento funded ECE programs in 2019<sup>5</sup>



### Related Factors

Families experiencing homelessness, whether chronic or episodic, often face other barriers to affordable housing. By understanding these related challenges, states can create sustainable and proactive policy solutions that better address homelessness in their communities.



**30%** of families with children under 18 have a high housing cost burden<sup>4</sup>



**5%** of children under age six had no resident parent in the U.S. labor force<sup>4</sup>

For detailed information on indicator definitions, data sources, and methodology, please see Appendix III.

**Notes:**

- McCoy-Roth, M., Mackintosh, B.B., & Murphey, D. (2012). When the bough breaks: The effects of homelessness on young children. Early Childhood Highlights, p. 3. <https://www.childtrends.org/wp-content/uploads/2012/02/2012-08EffectHomelessnessChildren.pdf>
- U.S. Census Bureau, Population Division. (June 2020). SC-EST2019-AGESEX-CIV: Annual Estimates of the Civilian Population by Single Year of Age and Sex for the United States and States: April 1, 2010 to July 1, 2019. <https://www.census.gov/data/tables/time-series/demo/popest/2010s-state-detail.html>
- Calculations by authors using methodology established by Bassuk, et al. (2014) and 2019 data from U.S. Department of Education and U.S. Department of Housing and Urban Development.
- Data from the Annie E. Casey Foundation KIDS COUNT data center.
- Data from U.S. Department of Education. (2020). *Consolidated State Performance Reports, Part I* and U.S. Department of Health and Human Services, Administration for Children and Families. Retrieved July 23 2020. *Program Information Reports*. Data on children under 6 experiencing homelessness served through Federally-funded child care & home visiting programs collected for the first time in 2017. Percentages in the pie chart may not sum to 100 because of rounding.



Early childhood experiences with homelessness have long lasting impacts on a child’s well-being. Access to educational services can help mitigate some of these negative effects.<sup>1</sup> Federally-funded early childhood education (ECE) programs are only able to serve a small portion of children who experience homelessness. Taking action to mitigate the impacts of early childhood homelessness is critical to ensuring all young children have the opportunity to thrive.

### Early Childhood Homelessness

#### Children under age 6

Total population<sup>2</sup>

**219,776**

Estimated number experiencing homelessness<sup>3</sup>

**4,403**

or

**1** in **50** children

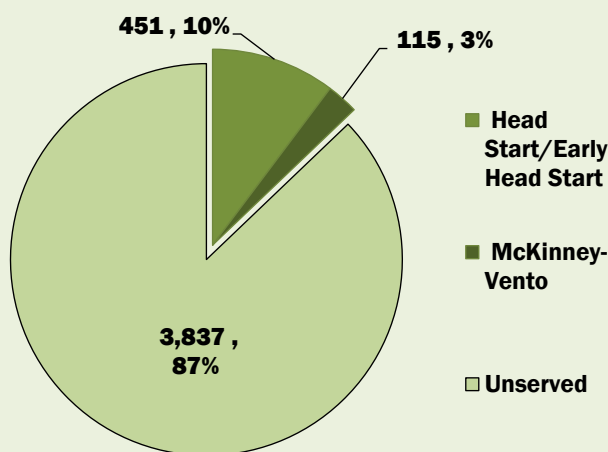


### Early Childhood Education for Children Experiencing Homelessness

Children under age 6 experiencing homelessness

**13%** served by Head Start/Early Head Start or McKinney-Vento funded ECE programs in 2019<sup>5</sup>

#### Connecticut



### Related Factors

Families experiencing homelessness, whether chronic or episodic, often face other barriers to affordable housing. By understanding these related challenges, states can create sustainable and proactive policy solutions that better address homelessness in their communities.



**35%** of families with children under 18 have a high housing cost burden<sup>4</sup>



**7%** of children under age six had no resident parent in the U.S. labor force<sup>4</sup>

For detailed information on indicator definitions, data sources, and methodology, please see Appendix III.

**Notes:**

- McCoy-Roth, M., Mackintosh, B.B., & Murphey, D. (2012). When the bough breaks: The effects of homelessness on young children. Early Childhood Highlights, p. 3. <https://www.childtrends.org/wp-content/uploads/2012/02/2012-08EffectHomelessnessChildren.pdf>
- U.S. Census Bureau, Population Division. (June 2020). SC-EST2019-AGESEX-CIV: Annual Estimates of the Civilian Population by Single Year of Age and Sex for the United States and States: April 1, 2010 to July 1, 2019. <https://www.census.gov/data/tables/time-series/demo/popest/2010s-state-detail.html>
- Calculations by authors using methodology established by Bassuk, et al. (2014) and 2019 data from U.S. Department of Education and U.S. Department of Housing and Urban Development.
- Data from the Annie E. Casey Foundation KIDS COUNT data center.
- Data from U.S. Department of Education. (2020). *Consolidated State Performance Reports, Part I* and U.S. Department of Health and Human Services, Administration for Children and Families. Retrieved July 23 2020. *Program Information Reports*. Data on children under 6 experiencing homelessness served through Federally-funded child care & home visiting programs collected for the first time in 2017. Percentages in the pie chart may not sum to 100 because of rounding.





Early childhood experiences with homelessness have long lasting impacts on a child’s well-being. Access to educational services can help mitigate some of these negative effects.<sup>1</sup> Federally-funded early childhood education (ECE) programs are only able to serve a small portion of children who experience homelessness. Taking action to mitigate the impacts of early childhood homelessness is critical to ensuring all young children have the opportunity to thrive.

### Early Childhood Homelessness

#### Children under age 6

Total population<sup>2</sup>

**65,825**

Estimated number experiencing homelessness<sup>3</sup>

**3,435**

or

**1 in 19** children

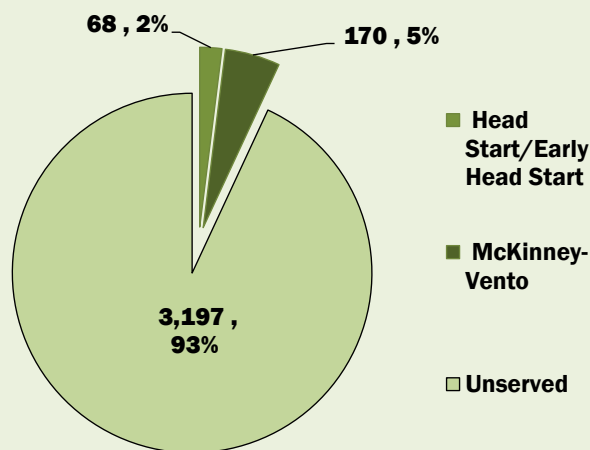


### Early Childhood Education for Children Experiencing Homelessness

#### Children under age 6 experiencing homelessness

**7%** served by Head Start/Early Head Start or McKinney-Vento funded ECE programs in 2019<sup>5</sup>

#### Delaware



### Related Factors

Families experiencing homelessness, whether chronic or episodic, often face other barriers to affordable housing. By understanding these related challenges, states can create sustainable and proactive policy solutions that better address homelessness in their communities.



**33%** of families with children under 18 have a high housing cost burden<sup>4</sup>



**9%** of children under age six had no resident parent in the U.S. labor force<sup>4</sup>

For detailed information on indicator definitions, data sources, and methodology, please see Appendix III.

**Notes:**

- McCoy-Roth, M., Mackintosh, B.B., & Murphey, D. (2012). When the bough breaks: The effects of homelessness on young children. Early Childhood Highlights, p. 3. <https://www.childtrends.org/wp-content/uploads/2012/02/2012-08EffectHomelessnessChildren.pdf>
- U.S. Census Bureau, Population Division. (June 2020). SC-EST2019-AGESEX-CIV: Annual Estimates of the Civilian Population by Single Year of Age and Sex for the United States and States: April 1, 2010 to July 1, 2019. <https://www.census.gov/data/tables/time-series/demo/popest/2010s-state-detail.html>
- Calculations by authors using methodology established by Bassuk, et al. (2014) and 2019 data from U.S. Department of Education and U.S. Department of Housing and Urban Development.
- Data from the Annie E. Casey Foundation KIDS COUNT data center.
- Data from U.S. Department of Education. (2020). *Consolidated State Performance Reports, Part I* and U.S. Department of Health and Human Services, Administration for Children and Families. Retrieved July 23 2020. *Program Information Reports*. Data on children under 6 experiencing homelessness served through Federally-funded child care & home visiting programs collected for the first time in 2017. Percentages in the pie chart may not sum to 100 because of rounding.



Early childhood experiences with homelessness have long lasting impacts on a child’s well-being. Access to educational services can help mitigate some of these negative effects.<sup>1</sup> Federally-funded early childhood education (ECE) programs are only able to serve a small portion of children who experience homelessness. Taking action to mitigate the impacts of early childhood homelessness is critical to ensuring all young children have the opportunity to thrive.

### Early Childhood Homelessness

#### Children under age 6

Total population<sup>2</sup>

**53,330**

Estimated number experiencing homelessness<sup>3</sup>

**5,337**

or

**1 in 10** children

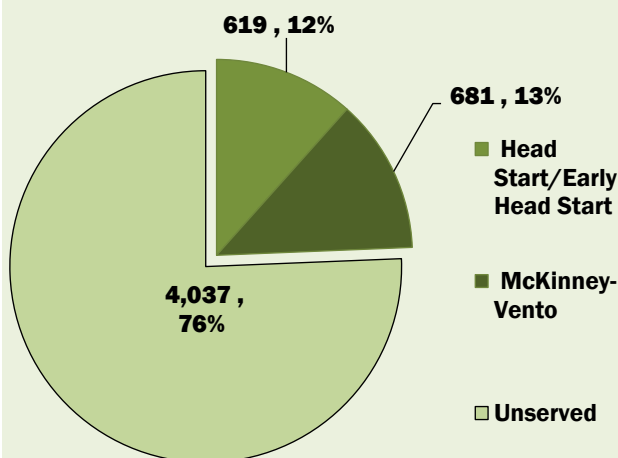


### Early Childhood Education for Children Experiencing Homelessness

Children under age 6 experiencing homelessness

**24%** served by Head Start/Early Head Start or McKinney-Vento funded ECE programs in 2019<sup>5</sup>

#### District of Columbia



### Related Factors

Families experiencing homelessness, whether chronic or episodic, often face other barriers to affordable housing. By understanding these related challenges, states can create sustainable and proactive policy solutions that better address homelessness in their communities.



**37%** of families with children under 18 have a high housing cost burden<sup>4</sup>



**S** of children under age six had no resident parent in the U.S. labor force<sup>4</sup>

For detailed information on indicator definitions, data sources, and methodology, please see Appendix III.

**Notes:**

- McCoy-Roth, M., Mackintosh, B.B., & Murphey, D. (2012). When the bough breaks: The effects of homelessness on young children. Early Childhood Highlights, p. 3. <https://www.childtrends.org/wp-content/uploads/2012/02/2012-08EffectHomelessnessChildren.pdf>
- U.S. Census Bureau, Population Division. (June 2020). SC-EST2019-AGESEX-CIV: Annual Estimates of the Civilian Population by Single Year of Age and Sex for the United States and States: April 1, 2010 to July 1, 2019. <https://www.census.gov/data/tables/time-series/demo/popest/2010s-state-detail.html>
- Calculations by authors using methodology established by Bassuk, et al. (2014) and 2019 data from U.S. Department of Education and U.S. Department of Housing and Urban Development.
- Data from the Annie E. Casey Foundation KIDS COUNT data center.
- Data from U.S. Department of Education. (2020). *Consolidated State Performance Reports, Part I* and U.S. Department of Health and Human Services, Administration for Children and Families. Retrieved July 23 2020. *Program Information Reports*. Data on children under 6 experiencing homelessness served through Federally-funded child care & home visiting programs collected for the first time in 2017. Percentages in the pie chart may not sum to 100 because of rounding.



Early childhood experiences with homelessness have long lasting impacts on a child’s well-being. Access to educational services can help mitigate some of these negative effects.<sup>1</sup> Federally-funded early childhood education (ECE) programs are only able to serve a small portion of children who experience homelessness. Taking action to mitigate the impacts of early childhood homelessness is critical to ensuring all young children have the opportunity to thrive.

### Early Childhood Homelessness

#### Children under age 6

Total population<sup>2</sup>

**1,373,213**

Estimated number experiencing homelessness<sup>3</sup>

**85,985**

or

**1 in 16** children

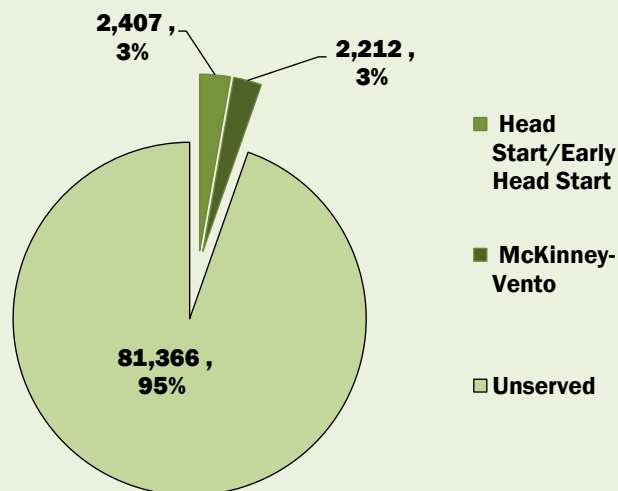


### Early Childhood Education for Children Experiencing Homelessness

#### Children under age 6 experiencing homelessness

**5%** served by Head Start/Early Head Start or McKinney-Vento funded ECE programs in 2019<sup>5</sup>

#### Florida



### Related Factors

Families experiencing homelessness, whether chronic or episodic, often face other barriers to affordable housing. By understanding these related challenges, states can create sustainable and proactive policy solutions that better address homelessness in their communities.



**37%** of families with children under 18 have a high housing cost burden<sup>4</sup>



**9%** of children under age six had no resident parent in the U.S. labor force<sup>4</sup>

For detailed information on indicator definitions, data sources, and methodology, please see Appendix III.

**Notes:**

- McCoy-Roth, M., Mackintosh, B.B., & Murphey, D. (2012). When the bough breaks: The effects of homelessness on young children. Early Childhood Highlights, p. 3. <https://www.childtrends.org/wp-content/uploads/2012/02/2012-08EffectHomelessnessChildren.pdf>
- U.S. Census Bureau, Population Division. (June 2020). SC-EST2019-AGESEX-CIV: Annual Estimates of the Civilian Population by Single Year of Age and Sex for the United States and States: April 1, 2010 to July 1, 2019. <https://www.census.gov/data/tables/time-series/demo/popest/2010s-state-detail.html>
- Calculations by authors using methodology established by Bassuk, et al. (2014) and 2019 data from U.S. Department of Education and U.S. Department of Housing and Urban Development.
- Data from the Annie E. Casey Foundation KIDS COUNT data center.
- Data from U.S. Department of Education. (2020). *Consolidated State Performance Reports, Part I* and U.S. Department of Health and Human Services, Administration for Children and Families. Retrieved July 23 2020. *Program Information Reports*. Data on children under 6 experiencing homelessness served through Federally-funded child care & home visiting programs collected for the first time in 2017. Percentages in the pie chart may not sum to 100 because of rounding.



Early childhood experiences with homelessness have long lasting impacts on a child’s well-being. Access to educational services can help mitigate some of these negative effects.<sup>1</sup> Federally-funded early childhood education (ECE) programs are only able to serve a small portion of children who experience homelessness. Taking action to mitigate the impacts of early childhood homelessness is critical to ensuring all young children have the opportunity to thrive.

### Early Childhood Homelessness

#### Children under age 6

Total population<sup>2</sup>

**791,581**

Estimated number experiencing homelessness<sup>3</sup>

**36,796**

or

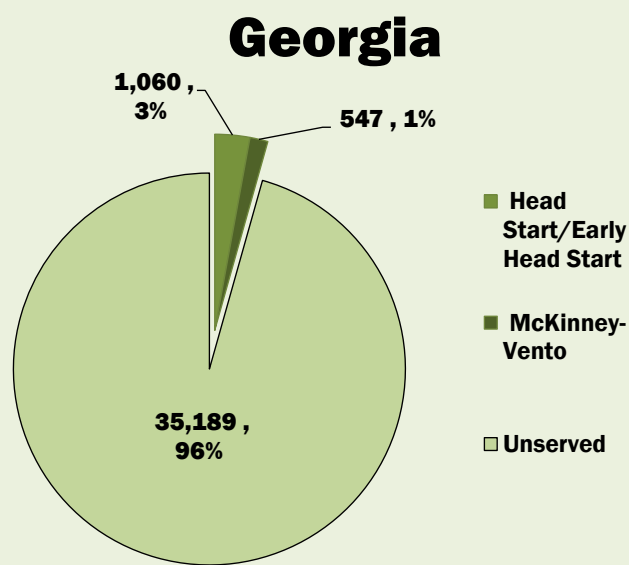
**1 in 22** children



### Early Childhood Education for Children Experiencing Homelessness

#### Children under age 6 experiencing homelessness

**4%** served by Head Start/Early Head Start or McKinney-Vento funded ECE programs in 2019<sup>5</sup>



### Related Factors

Families experiencing homelessness, whether chronic or episodic, often face other barriers to affordable housing. By understanding these related challenges, states can create sustainable and proactive policy solutions that better address homelessness in their communities.



**30%** of families with children under 18 have a high housing cost burden<sup>4</sup>



**8%** of children under age six had no resident parent in the U.S. labor force<sup>4</sup>

For detailed information on indicator definitions, data sources, and methodology, please see Appendix III.

**Notes:**

- McCoy-Roth, M., Mackintosh, B.B., & Murphey, D. (2012). When the bough breaks: The effects of homelessness on young children. Early Childhood Highlights, p. 3. <https://www.childtrends.org/wp-content/uploads/2012/02/2012-08EffectHomelessnessChildren.pdf>
- U.S. Census Bureau, Population Division. (June 2020). SC-EST2019-AGESEX-CIV: Annual Estimates of the Civilian Population by Single Year of Age and Sex for the United States and States: April 1, 2010 to July 1, 2019. <https://www.census.gov/data/tables/time-series/demo/popest/2010s-state-detail.html>
- Calculations by authors using methodology established by Bassuk, et al. (2014) and 2019 data from U.S. Department of Education and U.S. Department of Housing and Urban Development.
- Data from the Annie E. Casey Foundation KIDS COUNT data center.
- Data from U.S. Department of Education. (2020). *Consolidated State Performance Reports, Part I* and U.S. Department of Health and Human Services, Administration for Children and Families. Retrieved July 23 2020. *Program Information Reports*. Data on children under 6 experiencing homelessness served through Federally-funded child care & home visiting programs collected for the first time in 2017. Percentages in the pie chart may not sum to 100 because of rounding.



Early childhood experiences with homelessness have long lasting impacts on a child’s well-being. Access to educational services can help mitigate some of these negative effects.<sup>1</sup> Federally-funded early childhood education (ECE) programs are only able to serve a small portion of children who experience homelessness. Taking action to mitigate the impacts of early childhood homelessness is critical to ensuring all young children have the opportunity to thrive.

### Early Childhood Homelessness

#### Children under age 6

Total population<sup>2</sup>


**102,773**

Estimated number experiencing homelessness<sup>3</sup>

**3,429**

or

**1 in 30** children

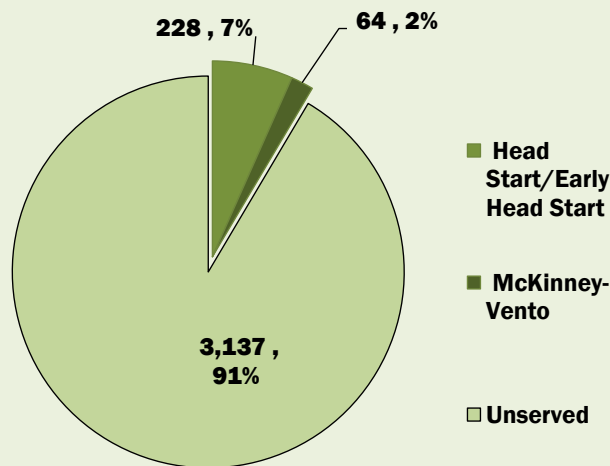


### Early Childhood Education for Children Experiencing Homelessness

Children under age 6 experiencing homelessness

**9%** served by Head Start/Early Head Start or McKinney-Vento funded ECE programs in 2019<sup>5</sup>

#### Hawaii



### Related Factors

Families experiencing homelessness, whether chronic or episodic, often face other barriers to affordable housing. By understanding these related challenges, states can create sustainable and proactive policy solutions that better address homelessness in their communities.



**35%** of families with children under 18 have a high housing cost burden<sup>4</sup>



**10%** of children under age six had no resident parent in the U.S. labor force<sup>4</sup>

For detailed information on indicator definitions, data sources, and methodology, please see Appendix III.

**Notes:**

- McCoy-Roth, M., Mackintosh, B.B., & Murphey, D. (2012). When the bough breaks: The effects of homelessness on young children. Early Childhood Highlights, p. 3. <https://www.childtrends.org/wp-content/uploads/2012/02/2012-08EffectHomelessnessChildren.pdf>
- U.S. Census Bureau, Population Division. (June 2020). SC-EST2019-AGESEX-CIV: Annual Estimates of the Civilian Population by Single Year of Age and Sex for the United States and States: April 1, 2010 to July 1, 2019. <https://www.census.gov/data/tables/time-series/demo/popest/2010s-state-detail.html>
- Calculations by authors using methodology established by Bassuk, et al. (2014) and 2019 data from U.S. Department of Education and U.S. Department of Housing and Urban Development.
- Data from the Annie E. Casey Foundation KIDS COUNT data center.
- Data from U.S. Department of Education. (2020). *Consolidated State Performance Reports, Part I* and U.S. Department of Health and Human Services, Administration for Children and Families. Retrieved July 23 2020. *Program Information Reports*. Data on children under 6 experiencing homelessness served through Federally-funded child care & home visiting programs collected for the first time in 2017. Percentages in the pie chart may not sum to 100 because of rounding.



Early childhood experiences with homelessness have long lasting impacts on a child’s well-being. Access to educational services can help mitigate some of these negative effects.<sup>1</sup> Federally-funded early childhood education (ECE) programs are only able to serve a small portion of children who experience homelessness. Taking action to mitigate the impacts of early childhood homelessness is critical to ensuring all young children have the opportunity to thrive.

### Early Childhood Homelessness

#### Children under age 6

Total population<sup>2</sup>

**140,265**

Estimated number experiencing homelessness<sup>3</sup>

**7,471**

or

**1 in 19** children

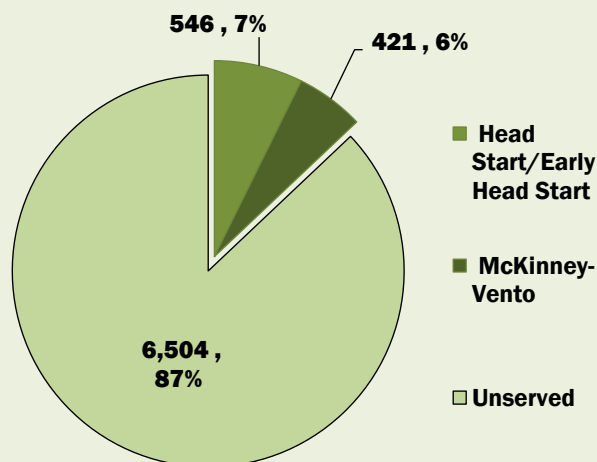


### Early Childhood Education for Children Experiencing Homelessness

Children under age 6 experiencing homelessness

**13%** served by Head Start/Early Head Start or McKinney-Vento funded ECE programs in 2019<sup>5</sup>

#### Idaho



### Related Factors

Families experiencing homelessness, whether chronic or episodic, often face other barriers to affordable housing. By understanding these related challenges, states can create sustainable and proactive policy solutions that better address homelessness in their communities.



**24%** of families with children under 18 have a high housing cost burden<sup>4</sup>



**4%** of children under age six had no resident parent in the U.S. labor force<sup>4</sup>

For detailed information on indicator definitions, data sources, and methodology, please see Appendix III.

**Notes:**

- McCoy-Roth, M., Mackintosh, B.B., & Murphey, D. (2012). When the bough breaks: The effects of homelessness on young children. Early Childhood Highlights, p. 3. <https://www.childtrends.org/wp-content/uploads/2012/02/2012-08EffectHomelessnessChildren.pdf>
- U.S. Census Bureau, Population Division. (June 2020). SC-EST2019-AGESEX-CIV: Annual Estimates of the Civilian Population by Single Year of Age and Sex for the United States and States: April 1, 2010 to July 1, 2019. <https://www.census.gov/data/tables/time-series/demo/popest/2010s-state-detail.html>
- Calculations by authors using methodology established by Bassuk, et al. (2014) and 2019 data from U.S. Department of Education and U.S. Department of Housing and Urban Development.
- Data from the Annie E. Casey Foundation KIDS COUNT data center.
- Data from U.S. Department of Education. (2020). *Consolidated State Performance Reports, Part I* and U.S. Department of Health and Human Services, Administration for Children and Families. Retrieved July 23 2020. *Program Information Reports*. Data on children under 6 experiencing homelessness served through Federally-funded child care & home visiting programs collected for the first time in 2017. Percentages in the pie chart may not sum to 100 because of rounding.



Early childhood experiences with homelessness have long lasting impacts on a child’s well-being. Access to educational services can help mitigate some of these negative effects.<sup>1</sup> Federally-funded early childhood education (ECE) programs are only able to serve a small portion of children who experience homelessness. Taking action to mitigate the impacts of early childhood homelessness is critical to ensuring all young children have the opportunity to thrive.

### Early Childhood Homelessness

#### Children under age 6

Total population<sup>2</sup>

**899,185**

Estimated number experiencing homelessness<sup>3</sup>

**51,329**

or

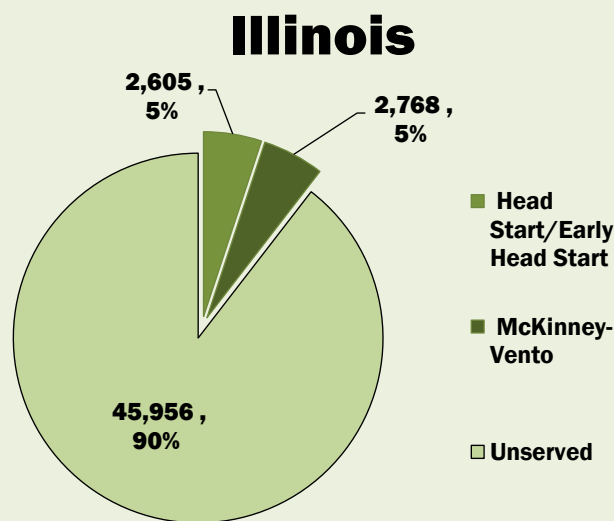
**1 in 18** children



### Early Childhood Education for Children Experiencing Homelessness

#### Children under age 6 experiencing homelessness

**10%** served by Head Start/Early Head Start or McKinney-Vento funded ECE programs in 2019<sup>5</sup>



### Related Factors

Families experiencing homelessness, whether chronic or episodic, often face other barriers to affordable housing. By understanding these related challenges, states can create sustainable and proactive policy solutions that better address homelessness in their communities.



**29%** of families with children under 18 have a high housing cost burden<sup>4</sup>



**6%** of children under age six had no resident parent in the U.S. labor force<sup>4</sup>

For detailed information on indicator definitions, data sources, and methodology, please see Appendix III.

**Notes:**

- McCoy-Roth, M., Mackintosh, B.B., & Murphey, D. (2012). When the bough breaks: The effects of homelessness on young children. Early Childhood Highlights, p. 3. <https://www.childtrends.org/wp-content/uploads/2012/02/2012-08EffectHomelessnessChildren.pdf>
- U.S. Census Bureau, Population Division. (June 2020). SC-EST2019-AGESEX-CIV: Annual Estimates of the Civilian Population by Single Year of Age and Sex for the United States and States: April 1, 2010 to July 1, 2019. <https://www.census.gov/data/tables/time-series/demo/popest/2010s-state-detail.html>
- Calculations by authors using methodology established by Bassuk, et al. (2014) and 2019 data from U.S. Department of Education and U.S. Department of Housing and Urban Development.
- Data from the Annie E. Casey Foundation KIDS COUNT data center.
- Data from U.S. Department of Education. (2020). *Consolidated State Performance Reports, Part I* and U.S. Department of Health and Human Services, Administration for Children and Families. Retrieved July 23 2020. *Program Information Reports*. Data on children under 6 experiencing homelessness served through Federally-funded child care & home visiting programs collected for the first time in 2017. Percentages in the pie chart may not sum to 100 because of rounding.



Early childhood experiences with homelessness have long lasting impacts on a child’s well-being. Access to educational services can help mitigate some of these negative effects.<sup>1</sup> Federally-funded early childhood education (ECE) programs are only able to serve a small portion of children who experience homelessness. Taking action to mitigate the impacts of early childhood homelessness is critical to ensuring all young children have the opportunity to thrive.

### Early Childhood Homelessness

#### Children under age 6

Total population<sup>2</sup>

**504,458**

Estimated number experiencing homelessness<sup>3</sup>

**17,429**

or

**1 in 29** children

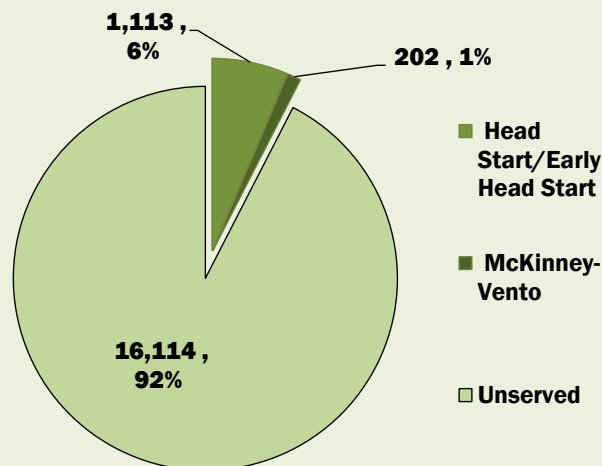


### Early Childhood Education for Children Experiencing Homelessness

#### Children under age 6 experiencing homelessness

**8%** served by Head Start/Early Head Start or McKinney-Vento funded ECE programs in 2019<sup>5</sup>

#### Indiana



### Related Factors

Families experiencing homelessness, whether chronic or episodic, often face other barriers to affordable housing. By understanding these related challenges, states can create sustainable and proactive policy solutions that better address homelessness in their communities.



**22%** of families with children under 18 have a high housing cost burden<sup>4</sup>



**7%** of children under age six had no resident parent in the U.S. labor force<sup>4</sup>

For detailed information on indicator definitions, data sources, and methodology, please see Appendix III.

**Notes:**

- McCoy-Roth, M., Mackintosh, B.B., & Murphey, D. (2012). When the bough breaks: The effects of homelessness on young children. Early Childhood Highlights, p. 3. <https://www.childtrends.org/wp-content/uploads/2012/02/2012-08EffectHomelessnessChildren.pdf>
- U.S. Census Bureau, Population Division. (June 2020). SC-EST2019-AGESEX-CIV: Annual Estimates of the Civilian Population by Single Year of Age and Sex for the United States and States: April 1, 2010 to July 1, 2019. <https://www.census.gov/data/tables/time-series/demo/popest/2010s-state-detail.html>
- Calculations by authors using methodology established by Bassuk, et al. (2014) and 2019 data from U.S. Department of Education and U.S. Department of Housing and Urban Development.
- Data from the Annie E. Casey Foundation KIDS COUNT data center.
- Data from U.S. Department of Education. (2020). *Consolidated State Performance Reports, Part I* and U.S. Department of Health and Human Services, Administration for Children and Families. Retrieved July 23 2020. *Program Information Reports*. Data on children under 6 experiencing homelessness served through Federally-funded child care & home visiting programs collected for the first time in 2017. Percentages in the pie chart may not sum to 100 because of rounding.





Early childhood experiences with homelessness have long lasting impacts on a child’s well-being. Access to educational services can help mitigate some of these negative effects.<sup>1</sup> Federally-funded early childhood education (ECE) programs are only able to serve a small portion of children who experience homelessness. Taking action to mitigate the impacts of early childhood homelessness is critical to ensuring all young children have the opportunity to thrive.

### Early Childhood Homelessness

#### Children under age 6

Total population<sup>2</sup>


**236,020**

Estimated number experiencing homelessness<sup>3</sup>

**6,918**

or

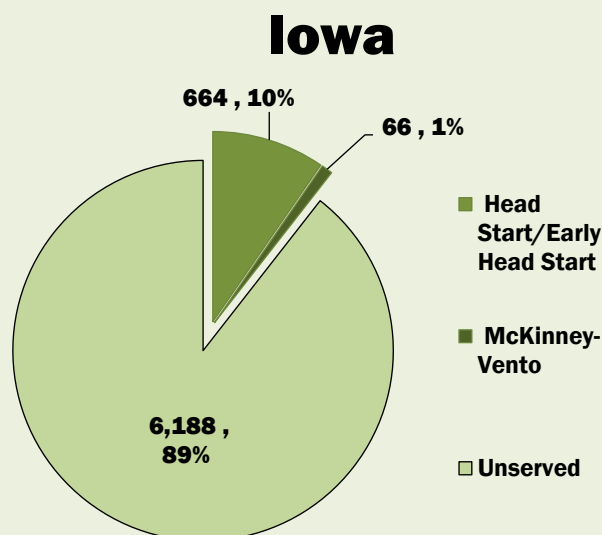
**1 in 34** children



### Early Childhood Education for Children Experiencing Homelessness

#### Children under age 6 experiencing homelessness

**11%** served by Head Start/Early Head Start or McKinney-Vento funded ECE programs in 2019<sup>5</sup>



### Related Factors

Families experiencing homelessness, whether chronic or episodic, often face other barriers to affordable housing. By understanding these related challenges, states can create sustainable and proactive policy solutions that better address homelessness in their communities.



**19%** of families with children under 18 have a high housing cost burden<sup>4</sup>



**5%** of children under age six had no resident parent in the U.S. labor force<sup>4</sup>

For detailed information on indicator definitions, data sources, and methodology, please see Appendix III.

**Notes:**

- McCoy-Roth, M., Mackintosh, B.B., & Murphey, D. (2012). When the bough breaks: The effects of homelessness on young children. Early Childhood Highlights, p. 3. <https://www.childtrends.org/wp-content/uploads/2012/02/2012-08EffectHomelessnessChildren.pdf>
- U.S. Census Bureau, Population Division. (June 2020). SC-EST2019-AGESEX-CIV: Annual Estimates of the Civilian Population by Single Year of Age and Sex for the United States and States: April 1, 2010 to July 1, 2019. <https://www.census.gov/data/tables/time-series/demo/popest/2010s-state-detail.html>
- Calculations by authors using methodology established by Bassuk, et al. (2014) and 2019 data from U.S. Department of Education and U.S. Department of Housing and Urban Development.
- Data from the Annie E. Casey Foundation KIDS COUNT data center.
- Data from U.S. Department of Education. (2020). *Consolidated State Performance Reports, Part I* and U.S. Department of Health and Human Services, Administration for Children and Families. Retrieved July 23 2020. *Program Information Reports*. Data on children under 6 experiencing homelessness served through Federally-funded child care & home visiting programs collected for the first time in 2017. Percentages in the pie chart may not sum to 100 because of rounding.



Early childhood experiences with homelessness have long lasting impacts on a child’s well-being. Access to educational services can help mitigate some of these negative effects.<sup>1</sup> Federally-funded early childhood education (ECE) programs are only able to serve a small portion of children who experience homelessness. Taking action to mitigate the impacts of early childhood homelessness is critical to ensuring all young children have the opportunity to thrive.

### Early Childhood Homelessness

#### Children under age 6

Total population<sup>2</sup>

**224,162**

Estimated number experiencing homelessness<sup>3</sup>

**7,826**

or

**1 in 29** children

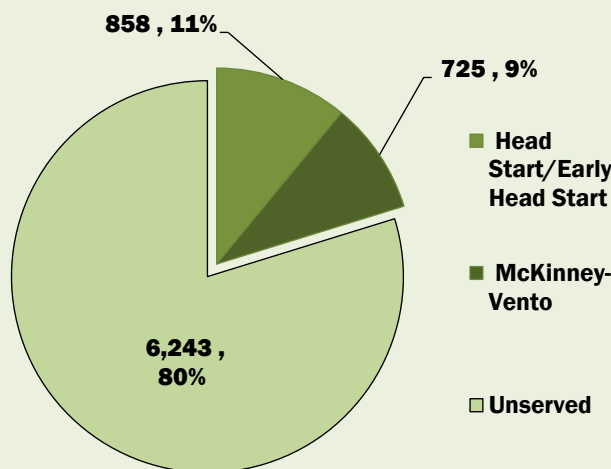


### Early Childhood Education for Children Experiencing Homelessness

#### Children under age 6 experiencing homelessness

**20%** served by Head Start/Early Head Start or McKinney-Vento funded ECE programs in 2019<sup>5</sup>

#### Kansas



### Related Factors

Families experiencing homelessness, whether chronic or episodic, often face other barriers to affordable housing. By understanding these related challenges, states can create sustainable and proactive policy solutions that better address homelessness in their communities.



**22%** of families with children under 18 have a high housing cost burden<sup>4</sup>



**6%** of children under age six had no resident parent in the U.S. labor force<sup>4</sup>

For detailed information on indicator definitions, data sources, and methodology, please see Appendix III.

**Notes:**

- McCoy-Roth, M., Mackintosh, B.B., & Murphey, D. (2012). When the bough breaks: The effects of homelessness on young children. Early Childhood Highlights, p. 3. <https://www.childtrends.org/wp-content/uploads/2012/02/2012-08EffectHomelessnessChildren.pdf>
- U.S. Census Bureau, Population Division. (June 2020). SC-EST2019-AGESEX-CIV: Annual Estimates of the Civilian Population by Single Year of Age and Sex for the United States and States: April 1, 2010 to July 1, 2019. <https://www.census.gov/data/tables/time-series/demo/popest/2010s-state-detail.html>
- Calculations by authors using methodology established by Bassuk, et al. (2014) and 2019 data from U.S. Department of Education and U.S. Department of Housing and Urban Development.
- Data from the Annie E. Casey Foundation KIDS COUNT data center.
- Data from U.S. Department of Education. (2020). *Consolidated State Performance Reports, Part I* and U.S. Department of Health and Human Services, Administration for Children and Families. Retrieved July 23 2020. *Program Information Reports*. Data on children under 6 experiencing homelessness served through Federally-funded child care & home visiting programs collected for the first time in 2017. Percentages in the pie chart may not sum to 100 because of rounding.



Early childhood experiences with homelessness have long lasting impacts on a child’s well-being. Access to educational services can help mitigate some of these negative effects.<sup>1</sup> Federally-funded early childhood education (ECE) programs are only able to serve a small portion of children who experience homelessness. Taking action to mitigate the impacts of early childhood homelessness is critical to ensuring all young children have the opportunity to thrive.

### Early Childhood Homelessness

#### Children under age 6

Total population<sup>2</sup>

**328,266**

Estimated number experiencing homelessness<sup>3</sup>

**22,424**

or

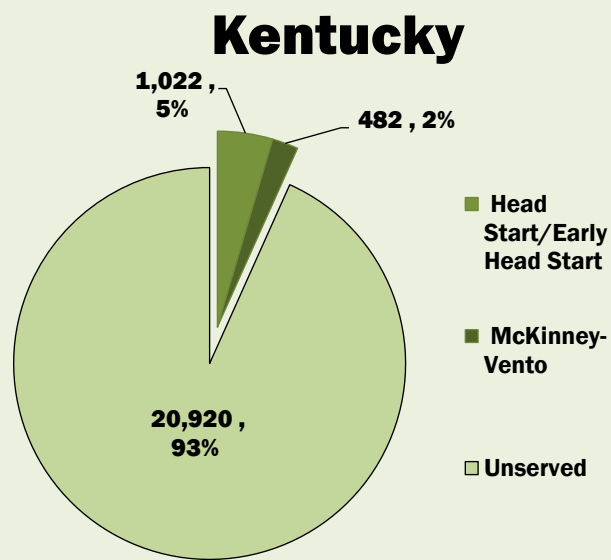
**1 in 15** children



### Early Childhood Education for Children Experiencing Homelessness

#### Children under age 6 experiencing homelessness

**7%** served by Head Start/Early Head Start or McKinney-Vento funded ECE programs in 2019<sup>5</sup>



### Related Factors

Families experiencing homelessness, whether chronic or episodic, often face other barriers to affordable housing. By understanding these related challenges, states can create sustainable and proactive policy solutions that better address homelessness in their communities.



**25%** of families with children under 18 have a high housing cost burden<sup>4</sup>



**11%** of children under age six had no resident parent in the U.S. labor force<sup>4</sup>

For detailed information on indicator definitions, data sources, and methodology, please see Appendix III.

**Notes:**

- McCoy-Roth, M., Mackintosh, B.B., & Murphey, D. (2012). When the bough breaks: The effects of homelessness on young children. Early Childhood Highlights, p. 3. <https://www.childtrends.org/wp-content/uploads/2012/02/2012-08EffectHomelessnessChildren.pdf>
- U.S. Census Bureau, Population Division. (June 2020). SC-EST2019-AGESEX-CIV: Annual Estimates of the Civilian Population by Single Year of Age and Sex for the United States and States: April 1, 2010 to July 1, 2019. <https://www.census.gov/data/tables/time-series/demo/popest/2010s-state-detail.html>
- Calculations by authors using methodology established by Bassuk, et al. (2014) and 2019 data from U.S. Department of Education and U.S. Department of Housing and Urban Development.
- Data from the Annie E. Casey Foundation KIDS COUNT data center.
- Data from U.S. Department of Education. (2020). *Consolidated State Performance Reports, Part I* and U.S. Department of Health and Human Services, Administration for Children and Families. Retrieved July 23 2020. *Program Information Reports*. Data on children under 6 experiencing homelessness served through Federally-funded child care & home visiting programs collected for the first time in 2017. Percentages in the pie chart may not sum to 100 because of rounding.



Early childhood experiences with homelessness have long lasting impacts on a child's well-being. Access to educational services can help mitigate some of these negative effects.<sup>1</sup> Federally-funded early childhood education (ECE) programs are only able to serve a small portion of children who experience homelessness. Taking action to mitigate the impacts of early childhood homelessness is critical to ensuring all young children have the opportunity to thrive.

## Early Childhood Homelessness

### Children under age 6

Total population<sup>2</sup>

**363,049**

Estimated number experiencing homelessness<sup>3</sup>

**15,825**

or

**1 in 23** children

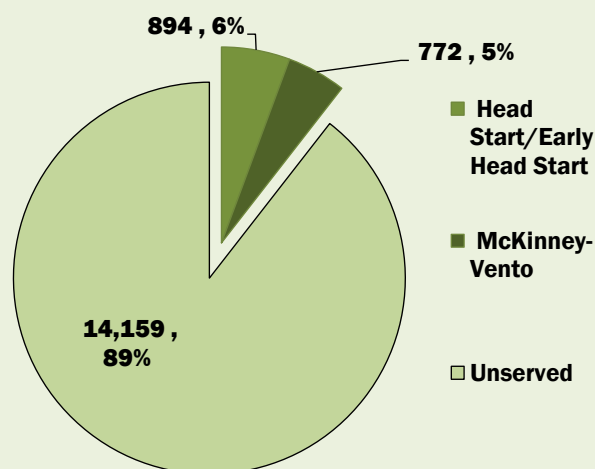


## Early Childhood Education for Children Experiencing Homelessness

### Children under age 6 experiencing homelessness

**11%** served by Head Start/Early Head Start or McKinney-Vento funded ECE programs in 2019<sup>5</sup>

### Louisiana



## Related Factors

Families experiencing homelessness, whether chronic or episodic, often face other barriers to affordable housing. By understanding these related challenges, states can create sustainable and proactive policy solutions that better address homelessness in their communities.



**31%** of families with children under 18 have a high housing cost burden<sup>4</sup>



**13%** of children under age six had no resident parent in the U.S. labor force<sup>4</sup>

For detailed information on indicator definitions, data sources, and methodology, please see Appendix III.

#### Notes:

- McCoy-Roth, M., Mackintosh, B.B., & Murphey, D. (2012). When the bough breaks: The effects of homelessness on young children. Early Childhood Highlights, p. 3. <https://www.childtrends.org/wp-content/uploads/2012/02/2012-08EffectHomelessnessChildren.pdf>
- U.S. Census Bureau, Population Division. (June 2020). SC-EST2019-AGESEX-CIV: Annual Estimates of the Civilian Population by Single Year of Age and Sex for the United States and States: April 1, 2010 to July 1, 2019. <https://www.census.gov/data/tables/time-series/demo/popest/2010s-state-detail.html>
- Calculations by authors using methodology established by Bassuk, et al. (2014) and 2019 data from U.S. Department of Education and U.S. Department of Housing and Urban Development.
- Data from the Annie E. Casey Foundation KIDS COUNT data center.
- Data from U.S. Department of Education. (2020). *Consolidated State Performance Reports, Part I* and U.S. Department of Health and Human Services, Administration for Children and Families. Retrieved July 23 2020. *Program Information Reports*. Data on children under 6 experiencing homelessness served through Federally-funded child care & home visiting programs collected for the first time in 2017. Percentages in the pie chart may not sum to 100 because of rounding.

Early childhood experiences with homelessness have long lasting impacts on a child’s well-being. Access to educational services can help mitigate some of these negative effects.<sup>1</sup> Federally-funded early childhood education (ECE) programs are only able to serve a small portion of children who experience homelessness. Taking action to mitigate the impacts of early childhood homelessness is critical to ensuring all young children have the opportunity to thrive.

### Early Childhood Homelessness

#### Children under age 6

Total population<sup>2</sup>

**76,842**

Estimated number experiencing homelessness<sup>3</sup>

**2,430**

or

**1 in 32** children

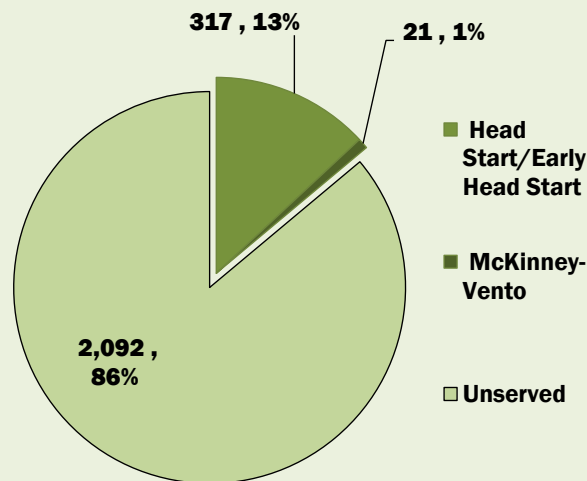


### Early Childhood Education for Children Experiencing Homelessness

#### Children under age 6 experiencing homelessness

**14%** served by Head Start/Early Head Start or McKinney-Vento funded ECE programs in 2019<sup>5</sup>

#### Maine



### Related Factors

Families experiencing homelessness, whether chronic or episodic, often face other barriers to affordable housing. By understanding these related challenges, states can create sustainable and proactive policy solutions that better address homelessness in their communities.



**22%** of families with children under 18 have a high housing cost burden<sup>4</sup>



**7%** of children under age six had no resident parent in the U.S. labor force<sup>4</sup>

For detailed information on indicator definitions, data sources, and methodology, please see Appendix III.

**Notes:**

- McCoy-Roth, M., Mackintosh, B.B., & Murphey, D. (2012). When the bough breaks: The effects of homelessness on young children. Early Childhood Highlights, p. 3. <https://www.childtrends.org/wp-content/uploads/2012/02/2012-08EffectHomelessnessChildren.pdf>
- U.S. Census Bureau, Population Division. (June 2020). SC-EST2019-AGESEX-CIV: Annual Estimates of the Civilian Population by Single Year of Age and Sex for the United States and States: April 1, 2010 to July 1, 2019. <https://www.census.gov/data/tables/time-series/demo/popest/2010s-state-detail.html>
- Calculations by authors using methodology established by Bassuk, et al. (2014) and 2019 data from U.S. Department of Education and U.S. Department of Housing and Urban Development.
- Data from the Annie E. Casey Foundation KIDS COUNT data center.
- Data from U.S. Department of Education. (2020). *Consolidated State Performance Reports, Part I* and U.S. Department of Health and Human Services, Administration for Children and Families. Retrieved July 23 2020. *Program Information Reports*. Data on children under 6 experiencing homelessness served through Federally-funded child care & home visiting programs collected for the first time in 2017. Percentages in the pie chart may not sum to 100 because of rounding.



Early childhood experiences with homelessness have long lasting impacts on a child's well-being. Access to educational services can help mitigate some of these negative effects.<sup>1</sup> Federally-funded early childhood education (ECE) programs are only able to serve a small portion of children who experience homelessness. Taking action to mitigate the impacts of early childhood homelessness is critical to ensuring all young children have the opportunity to thrive.

## Early Childhood Homelessness

### Children under age 6

Total population<sup>2</sup>

**435,183**

Estimated number experiencing homelessness<sup>3</sup>

**14,862**

or

**1 in 29** children

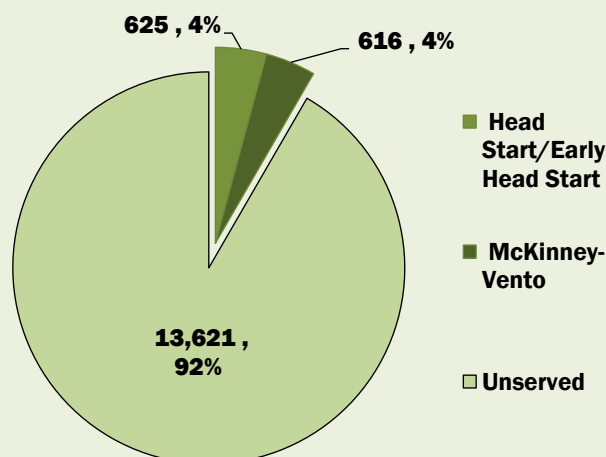


## Early Childhood Education for Children Experiencing Homelessness

Children under age 6 experiencing homelessness

**8%** served by Head Start/Early Head Start or McKinney-Vento funded ECE programs in 2019<sup>5</sup>

### Maryland



## Related Factors

Families experiencing homelessness, whether chronic or episodic, often face other barriers to affordable housing. By understanding these related challenges, states can create sustainable and proactive policy solutions that better address homelessness in their communities.



**31%** of families with children under 18 have a high housing cost burden<sup>4</sup>



**7%** of children under age six had no resident parent in the U.S. labor force<sup>4</sup>

For detailed information on indicator definitions, data sources, and methodology, please see Appendix III.

### Notes:

- McCoy-Roth, M., Mackintosh, B.B., & Murphey, D. (2012). When the bough breaks: The effects of homelessness on young children. Early Childhood Highlights, p. 3. <https://www.childtrends.org/wp-content/uploads/2012/02/2012-08EffectHomelessnessChildren.pdf>
- U.S. Census Bureau, Population Division. (June 2020). SC-EST2019-AGESEX-CIV: Annual Estimates of the Civilian Population by Single Year of Age and Sex for the United States and States: April 1, 2010 to July 1, 2019. <https://www.census.gov/data/tables/time-series/demo/popest/2010s-state-detail.html>
- Calculations by authors using methodology established by Bassuk, et al. (2014) and 2019 data from U.S. Department of Education and U.S. Department of Housing and Urban Development.
- Data from the Annie E. Casey Foundation KIDS COUNT data center.
- Data from U.S. Department of Education. (2020). *Consolidated State Performance Reports, Part I* and U.S. Department of Health and Human Services, Administration for Children and Families. Retrieved July 23 2020. *Program Information Reports*. Data on children under 6 experiencing homelessness served through Federally-funded child care & home visiting programs collected for the first time in 2017. Percentages in the pie chart may not sum to 100 because of rounding.

Early childhood experiences with homelessness have long lasting impacts on a child’s well-being. Access to educational services can help mitigate some of these negative effects.<sup>1</sup> Federally-funded early childhood education (ECE) programs are only able to serve a small portion of children who experience homelessness. Taking action to mitigate the impacts of early childhood homelessness is critical to ensuring all young children have the opportunity to thrive.

### Early Childhood Homelessness

#### Children under age 6

Total population<sup>2</sup>

**430,159**

Estimated number experiencing homelessness<sup>3</sup>

**23,233**

or

**1 in 19** children

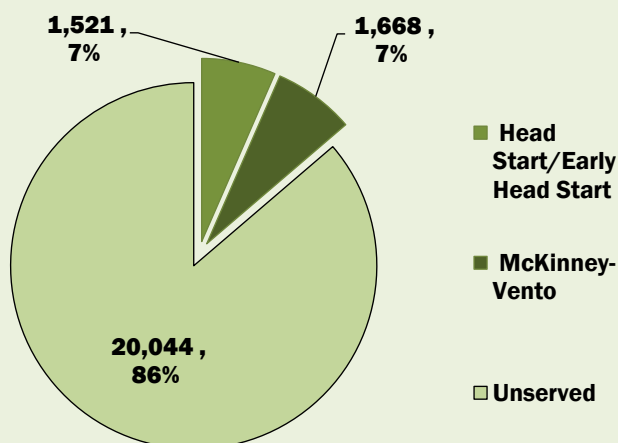


### Early Childhood Education for Children Experiencing Homelessness

Children under age 6 experiencing homelessness

**14%** served by Head Start/Early Head Start or McKinney-Vento funded ECE programs in 2019<sup>5</sup>

#### Massachusetts



### Related Factors

Families experiencing homelessness, whether chronic or episodic, often face other barriers to affordable housing. By understanding these related challenges, states can create sustainable and proactive policy solutions that better address homelessness in their communities.



**31%** of families with children under 18 have a high housing cost burden<sup>4</sup>



**6%** of children under age six had no resident parent in the U.S. labor force<sup>4</sup>

For detailed information on indicator definitions, data sources, and methodology, please see Appendix III.

**Notes:**

- McCoy-Roth, M., Mackintosh, B.B., & Murphey, D. (2012). When the bough breaks: The effects of homelessness on young children. Early Childhood Highlights, p. 3. <https://www.childtrends.org/wp-content/uploads/2012/02/2012-08EffectHomelessnessChildren.pdf>
- U.S. Census Bureau, Population Division. (June 2020). SC-EST2019-AGESEX-CIV: Annual Estimates of the Civilian Population by Single Year of Age and Sex for the United States and States: April 1, 2010 to July 1, 2019. <https://www.census.gov/data/tables/time-series/demo/popest/2010s-state-detail.html>
- Calculations by authors using methodology established by Bassuk, et al. (2014) and 2019 data from U.S. Department of Education and U.S. Department of Housing and Urban Development.
- Data from the Annie E. Casey Foundation KIDS COUNT data center.
- Data from U.S. Department of Education. (2020). *Consolidated State Performance Reports, Part I* and U.S. Department of Health and Human Services, Administration for Children and Families. Retrieved July 23 2020. *Program Information Reports*. Data on children under 6 experiencing homelessness served through Federally-funded child care & home visiting programs collected for the first time in 2017. Percentages in the pie chart may not sum to 100 because of rounding.



Early childhood experiences with homelessness have long lasting impacts on a child’s well-being. Access to educational services can help mitigate some of these negative effects.<sup>1</sup> Federally-funded early childhood education (ECE) programs are only able to serve a small portion of children who experience homelessness. Taking action to mitigate the impacts of early childhood homelessness is critical to ensuring all young children have the opportunity to thrive.

### Early Childhood Homelessness

#### Children under age 6

Total population<sup>2</sup>

**683,798**

Estimated number experiencing homelessness<sup>3</sup>

**32,743**

or

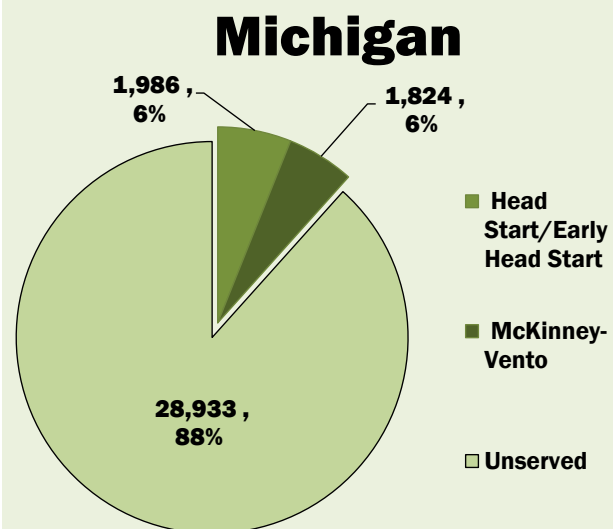
**1 in 21** children



### Early Childhood Education for Children Experiencing Homelessness

#### Children under age 6 experiencing homelessness

**12%** served by Head Start/Early Head Start or McKinney-Vento funded ECE programs in 2019<sup>5</sup>



### Related Factors

Families experiencing homelessness, whether chronic or episodic, often face other barriers to affordable housing. By understanding these related challenges, states can create sustainable and proactive policy solutions that better address homelessness in their communities.



**25%** of families with children under 18 have a high housing cost burden<sup>4</sup>



**8%** of children under age six had no resident parent in the U.S. labor force<sup>4</sup>

For detailed information on indicator definitions, data sources, and methodology, please see Appendix III.

**Notes:**

- McCoy-Roth, M., Mackintosh, B.B., & Murphey, D. (2012). When the bough breaks: The effects of homelessness on young children. Early Childhood Highlights, p. 3. <https://www.childtrends.org/wp-content/uploads/2012/02/2012-08EffectHomelessnessChildren.pdf>
- U.S. Census Bureau, Population Division. (June 2020). SC-EST2019-AGESEX-CIV: Annual Estimates of the Civilian Population by Single Year of Age and Sex for the United States and States: April 1, 2010 to July 1, 2019. <https://www.census.gov/data/tables/time-series/demo/popest/2010s-state-detail.html>
- Calculations by authors using methodology established by Bassuk, et al. (2014) and 2019 data from U.S. Department of Education and U.S. Department of Housing and Urban Development.
- Data from the Annie E. Casey Foundation KIDS COUNT data center.
- Data from U.S. Department of Education. (2020). *Consolidated State Performance Reports, Part I* and U.S. Department of Health and Human Services, Administration for Children and Families. Retrieved July 23 2020. *Program Information Reports*. Data on children under 6 experiencing homelessness served through Federally-funded child care & home visiting programs collected for the first time in 2017. Percentages in the pie chart may not sum to 100 because of rounding.





Early childhood experiences with homelessness have long lasting impacts on a child’s well-being. Access to educational services can help mitigate some of these negative effects.<sup>1</sup> Federally-funded early childhood education (ECE) programs are only able to serve a small portion of children who experience homelessness. Taking action to mitigate the impacts of early childhood homelessness is critical to ensuring all young children have the opportunity to thrive.

### Early Childhood Homelessness

#### Children under age 6

Total population<sup>2</sup>

**424,820**

Estimated number experiencing homelessness<sup>3</sup>

**15,946**

or

**1** in **27** children

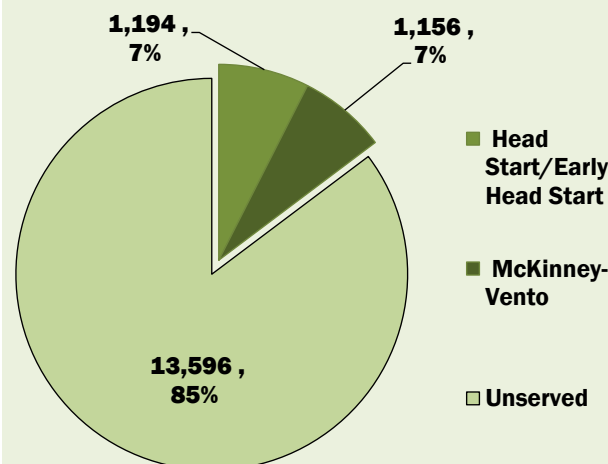


### Early Childhood Education for Children Experiencing Homelessness

#### Children under age 6 experiencing homelessness

**15%** served by Head Start/Early Head Start or McKinney-Vento funded ECE programs in 2019<sup>5</sup>

#### Minnesota



### Related Factors

Families experiencing homelessness, whether chronic or episodic, often face other barriers to affordable housing. By understanding these related challenges, states can create sustainable and proactive policy solutions that better address homelessness in their communities.



**21%** of families with children under 18 have a high housing cost burden<sup>4</sup>



**4%** of children under age six had no resident parent in the U.S. labor force<sup>4</sup>

For detailed information on indicator definitions, data sources, and methodology, please see Appendix III.

**Notes:**

- McCoy-Roth, M., Mackintosh, B.B., & Murphey, D. (2012). When the bough breaks: The effects of homelessness on young children. Early Childhood Highlights, p. 3. <https://www.childtrends.org/wp-content/uploads/2012/02/2012-08EffectHomelessnessChildren.pdf>
- U.S. Census Bureau, Population Division. (June 2020). SC-EST2019-AGESEX-CIV: Annual Estimates of the Civilian Population by Single Year of Age and Sex for the United States and States: April 1, 2010 to July 1, 2019. <https://www.census.gov/data/tables/time-series/demo/popest/2010s-state-detail.html>
- Calculations by authors using methodology established by Bassuk, et al. (2014) and 2019 data from U.S. Department of Education and U.S. Department of Housing and Urban Development.
- Data from the Annie E. Casey Foundation KIDS COUNT data center.
- Data from U.S. Department of Education. (2020). *Consolidated State Performance Reports, Part I* and U.S. Department of Health and Human Services, Administration for Children and Families. Retrieved July 23 2020. *Program Information Reports*. Data on children under 6 experiencing homelessness served through Federally-funded child care & home visiting programs collected for the first time in 2017. Percentages in the pie chart may not sum to 100 because of rounding.



Early childhood experiences with homelessness have long lasting impacts on a child’s well-being. Access to educational services can help mitigate some of these negative effects.<sup>1</sup> Federally-funded early childhood education (ECE) programs are only able to serve a small portion of children who experience homelessness. Taking action to mitigate the impacts of early childhood homelessness is critical to ensuring all young children have the opportunity to thrive.

### Early Childhood Homelessness

#### Children under age 6

Total population<sup>2</sup>

**220,890**

Estimated number experiencing homelessness<sup>3</sup>

**6,709**

or

**1 in 33** children

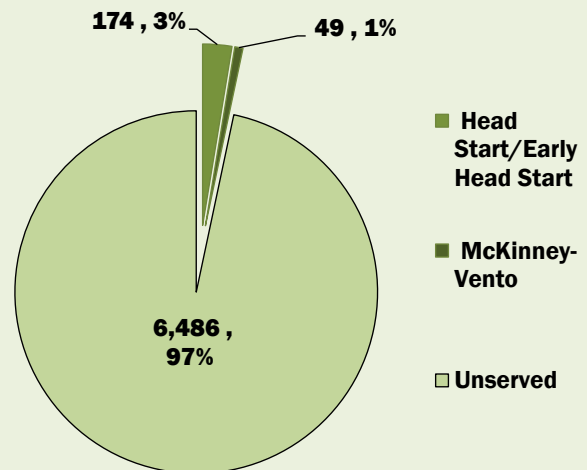


### Early Childhood Education for Children Experiencing Homelessness

Children under age 6 experiencing homelessness

**3%** served by Head Start/Early Head Start or McKinney-Vento funded ECE programs in 2019<sup>5</sup>

#### Mississippi



### Related Factors

Families experiencing homelessness, whether chronic or episodic, often face other barriers to affordable housing. By understanding these related challenges, states can create sustainable and proactive policy solutions that better address homelessness in their communities.



**27%** of families with children under 18 have a high housing cost burden<sup>4</sup>



**11%** of children under age six had no resident parent in the U.S. labor force<sup>4</sup>

For detailed information on indicator definitions, data sources, and methodology, please see Appendix III.

**Notes:**

- McCoy-Roth, M., Mackintosh, B.B., & Murphey, D. (2012). When the bough breaks: The effects of homelessness on young children. Early Childhood Highlights, p. 3. <https://www.childtrends.org/wp-content/uploads/2012/02/2012-08EffectHomelessnessChildren.pdf>
- U.S. Census Bureau, Population Division. (June 2020). SC-EST2019-AGESEX-CIV: Annual Estimates of the Civilian Population by Single Year of Age and Sex for the United States and States: April 1, 2010 to July 1, 2019. <https://www.census.gov/data/tables/time-series/demo/popest/2010s-state-detail.html>
- Calculations by authors using methodology established by Bassuk, et al. (2014) and 2019 data from U.S. Department of Education and U.S. Department of Housing and Urban Development.
- Data from the Annie E. Casey Foundation KIDS COUNT data center.
- Data from U.S. Department of Education. (2020). *Consolidated State Performance Reports, Part I* and U.S. Department of Health and Human Services, Administration for Children and Families. Retrieved July 23 2020. *Program Information Reports*. Data on children under 6 experiencing homelessness served through Federally-funded child care & home visiting programs collected for the first time in 2017. Percentages in the pie chart may not sum to 100 because of rounding.



Early childhood experiences with homelessness have long lasting impacts on a child’s well-being. Access to educational services can help mitigate some of these negative effects.<sup>1</sup> Federally-funded early childhood education (ECE) programs are only able to serve a small portion of children who experience homelessness. Taking action to mitigate the impacts of early childhood homelessness is critical to ensuring all young children have the opportunity to thrive.

### Early Childhood Homelessness

#### Children under age 6

Total population<sup>2</sup>

**444,058**

Estimated number experiencing homelessness<sup>3</sup>

**32,340**

or

**1 in 14** children

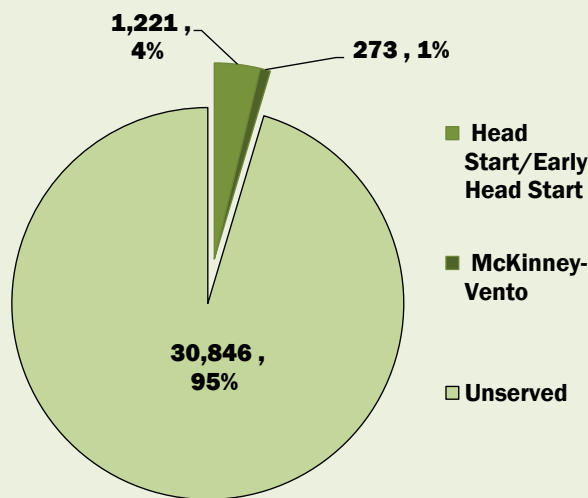


### Early Childhood Education for Children Experiencing Homelessness

Children under age 6 experiencing homelessness

**5%** served by Head Start/Early Head Start or McKinney-Vento funded ECE programs in 2019<sup>5</sup>

#### Missouri



### Related Factors

Families experiencing homelessness, whether chronic or episodic, often face other barriers to affordable housing. By understanding these related challenges, states can create sustainable and proactive policy solutions that better address homelessness in their communities.



**23%** of families with children under 18 have a high housing cost burden<sup>4</sup>



**7%** of children under age six had no resident parent in the U.S. labor force<sup>4</sup>

For detailed information on indicator definitions, data sources, and methodology, please see Appendix III.

**Notes:**

- McCoy-Roth, M., Mackintosh, B.B., & Murphey, D. (2012). When the bough breaks: The effects of homelessness on young children. Early Childhood Highlights, p. 3. <https://www.childtrends.org/wp-content/uploads/2012/02/2012-08EffectHomelessnessChildren.pdf>
- U.S. Census Bureau, Population Division. (June 2020). SC-EST2019-AGESEX-CIV: Annual Estimates of the Civilian Population by Single Year of Age and Sex for the United States and States: April 1, 2010 to July 1, 2019. <https://www.census.gov/data/tables/time-series/demo/popest/2010s-state-detail.html>
- Calculations by authors using methodology established by Bassuk, et al. (2014) and 2019 data from U.S. Department of Education and U.S. Department of Housing and Urban Development.
- Data from the Annie E. Casey Foundation KIDS COUNT data center.
- Data from U.S. Department of Education. (2020). *Consolidated State Performance Reports, Part I* and U.S. Department of Health and Human Services, Administration for Children and Families. Retrieved July 23 2020. *Program Information Reports*. Data on children under 6 experiencing homelessness served through Federally-funded child care & home visiting programs collected for the first time in 2017. Percentages in the pie chart may not sum to 100 because of rounding.



Early childhood experiences with homelessness have long lasting impacts on a child’s well-being. Access to educational services can help mitigate some of these negative effects.<sup>1</sup> Federally-funded early childhood education (ECE) programs are only able to serve a small portion of children who experience homelessness. Taking action to mitigate the impacts of early childhood homelessness is critical to ensuring all young children have the opportunity to thrive.

### Early Childhood Homelessness

#### Children under age 6

Total population<sup>2</sup>

**74,016**

Estimated number experiencing homelessness<sup>3</sup>

**4,032**

or

**1 in 18** children

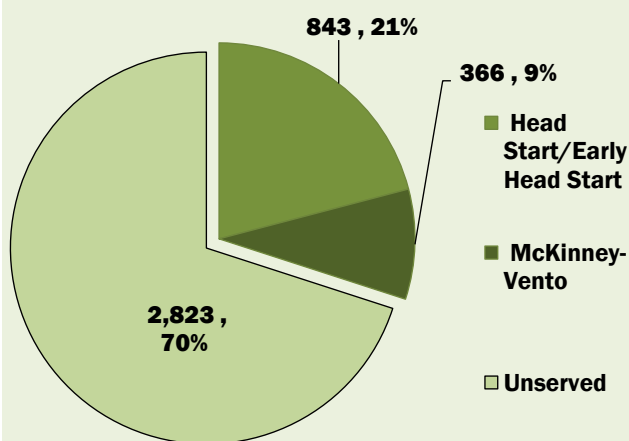


### Early Childhood Education for Children Experiencing Homelessness

#### Children under age 6 experiencing homelessness

**30%** served by Head Start/Early Head Start or McKinney-Vento funded ECE programs in 2019<sup>5</sup>

#### Montana



### Related Factors

Families experiencing homelessness, whether chronic or episodic, often face other barriers to affordable housing. By understanding these related challenges, states can create sustainable and proactive policy solutions that better address homelessness in their communities.



**24%** of families with children under 18 have a high housing cost burden<sup>4</sup>



**6%** of children under age six had no resident parent in the U.S. labor force<sup>4</sup>

For detailed information on indicator definitions, data sources, and methodology, please see Appendix III.

**Notes:**

- McCoy-Roth, M., Mackintosh, B.B., & Murphey, D. (2012). When the bough breaks: The effects of homelessness on young children. Early Childhood Highlights, p. 3. <https://www.childtrends.org/wp-content/uploads/2012/02/2012-08EffectHomelessnessChildren.pdf>
- U.S. Census Bureau, Population Division. (June 2020). SC-EST2019-AGESEX-CIV: Annual Estimates of the Civilian Population by Single Year of Age and Sex for the United States and States: April 1, 2010 to July 1, 2019. <https://www.census.gov/data/tables/time-series/demo/popest/2010s-state-detail.html>
- Calculations by authors using methodology established by Bassuk, et al. (2014) and 2019 data from U.S. Department of Education and U.S. Department of Housing and Urban Development.
- Data from the Annie E. Casey Foundation KIDS COUNT data center.
- Data from U.S. Department of Education. (2020). *Consolidated State Performance Reports, Part I* and U.S. Department of Health and Human Services, Administration for Children and Families. Retrieved July 23 2020. *Program Information Reports*. Data on children under 6 experiencing homelessness served through Federally-funded child care & home visiting programs collected for the first time in 2017. Percentages in the pie chart may not sum to 100 because of rounding.



Early childhood experiences with homelessness have long lasting impacts on a child’s well-being. Access to educational services can help mitigate some of these negative effects.<sup>1</sup> Federally-funded early childhood education (ECE) programs are only able to serve a small portion of children who experience homelessness. Taking action to mitigate the impacts of early childhood homelessness is critical to ensuring all young children have the opportunity to thrive.

### Early Childhood Homelessness

#### Children under age 6

Total population<sup>2</sup>

**157,754**

Estimated number experiencing homelessness<sup>3</sup>

**4,072**

or

**1** in **39** children

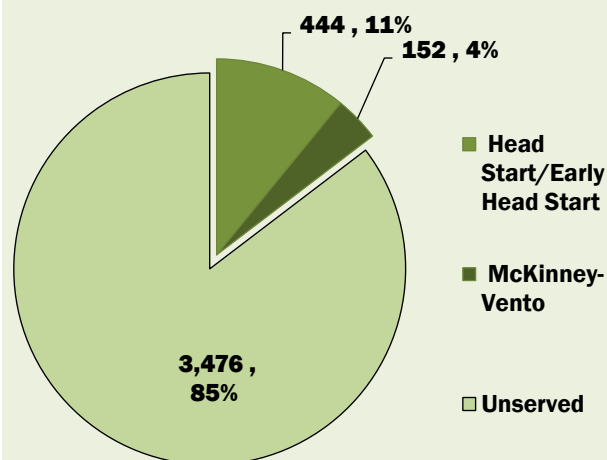


### Early Childhood Education for Children Experiencing Homelessness

#### Children under age 6 experiencing homelessness

**15%** served by Head Start/Early Head Start or McKinney-Vento funded ECE programs in 2019<sup>5</sup>

#### Nebraska



### Related Factors

Families experiencing homelessness, whether chronic or episodic, often face other barriers to affordable housing. By understanding these related challenges, states can create sustainable and proactive policy solutions that better address homelessness in their communities.



**21%** of families with children under 18 have a high housing cost burden<sup>4</sup>



**5%** of children under age six had no resident parent in the U.S. labor force<sup>4</sup>

For detailed information on indicator definitions, data sources, and methodology, please see Appendix III.

**Notes:**

- McCoy-Roth, M., Mackintosh, B.B., & Murphey, D. (2012). When the bough breaks: The effects of homelessness on young children. Early Childhood Highlights, p. 3. <https://www.childtrends.org/wp-content/uploads/2012/02/2012-08EffectHomelessnessChildren.pdf>
- U.S. Census Bureau, Population Division. (June 2020). SC-EST2019-AGESEX-CIV: Annual Estimates of the Civilian Population by Single Year of Age and Sex for the United States and States: April 1, 2010 to July 1, 2019. <https://www.census.gov/data/tables/time-series/demo/popest/2010s-state-detail.html>
- Calculations by authors using methodology established by Bassuk, et al. (2014) and 2019 data from U.S. Department of Education and U.S. Department of Housing and Urban Development.
- Data from the Annie E. Casey Foundation KIDS COUNT data center.
- Data from U.S. Department of Education. (2020). *Consolidated State Performance Reports, Part I* and U.S. Department of Health and Human Services, Administration for Children and Families. Retrieved July 23 2020. *Program Information Reports*. Data on children under 6 experiencing homelessness served through Federally-funded child care & home visiting programs collected for the first time in 2017. Percentages in the pie chart may not sum to 100 because of rounding.



Early childhood experiences with homelessness have long lasting impacts on a child’s well-being. Access to educational services can help mitigate some of these negative effects.<sup>1</sup> Federally-funded early childhood education (ECE) programs are only able to serve a small portion of children who experience homelessness. Taking action to mitigate the impacts of early childhood homelessness is critical to ensuring all young children have the opportunity to thrive.

### Early Childhood Homelessness

#### Children under age 6

Total population<sup>2</sup>

**223,663**

Estimated number experiencing homelessness<sup>3</sup>

**17,531**

or

**1 in 13** children

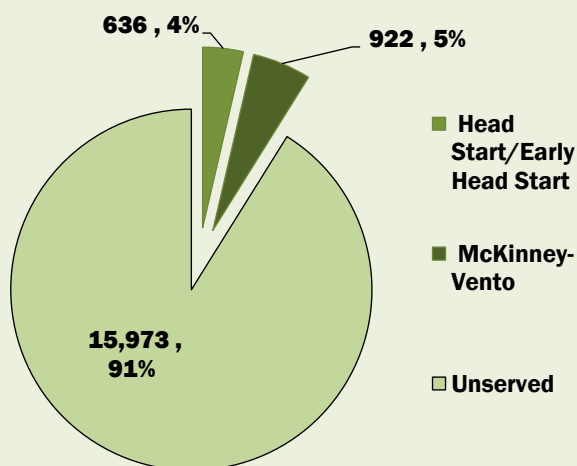


### Early Childhood Education for Children Experiencing Homelessness

#### Children under age 6 experiencing homelessness

**9%** served by Head Start/Early Head Start or McKinney-Vento funded ECE programs in 2019<sup>5</sup>

#### Nevada



### Related Factors

Families experiencing homelessness, whether chronic or episodic, often face other barriers to affordable housing. By understanding these related challenges, states can create sustainable and proactive policy solutions that better address homelessness in their communities.



**33%** of families with children under 18 have a high housing cost burden<sup>4</sup>



**8%** of children under age six had no resident parent in the U.S. labor force<sup>4</sup>

For detailed information on indicator definitions, data sources, and methodology, please see Appendix III.

**Notes:**

- McCoy-Roth, M., Mackintosh, B.B., & Murphey, D. (2012). When the bough breaks: The effects of homelessness on young children. Early Childhood Highlights, p. 3. <https://www.childtrends.org/wp-content/uploads/2012/02/2012-08EffectHomelessnessChildren.pdf>
- U.S. Census Bureau, Population Division. (June 2020). SC-EST2019-AGESEX-CIV: Annual Estimates of the Civilian Population by Single Year of Age and Sex for the United States and States: April 1, 2010 to July 1, 2019. <https://www.census.gov/data/tables/time-series/demo/popest/2010s-state-detail.html>
- Calculations by authors using methodology established by Bassuk, et al. (2014) and 2019 data from U.S. Department of Education and U.S. Department of Housing and Urban Development.
- Data from the Annie E. Casey Foundation KIDS COUNT data center.
- Data from U.S. Department of Education. (2020). *Consolidated State Performance Reports, Part I* and U.S. Department of Health and Human Services, Administration for Children and Families. Retrieved July 23 2020. *Program Information Reports*. Data on children under 6 experiencing homelessness served through Federally-funded child care & home visiting programs collected for the first time in 2017. Percentages in the pie chart may not sum to 100 because of rounding.



Early childhood experiences with homelessness have long lasting impacts on a child's well-being. Access to educational services can help mitigate some of these negative effects.<sup>1</sup> Federally-funded early childhood education (ECE) programs are only able to serve a small portion of children who experience homelessness. Taking action to mitigate the impacts of early childhood homelessness is critical to ensuring all young children have the opportunity to thrive.

## Early Childhood Homelessness

### Children under age 6

Total population<sup>2</sup>

**76,875**

Estimated number experiencing homelessness<sup>3</sup>

**3,812**

or

**1 in 20** children

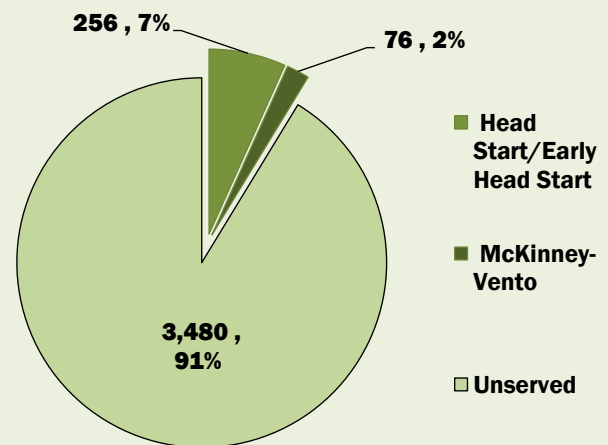


## Early Childhood Education for Children Experiencing Homelessness

Children under age 6 experiencing homelessness

**9%** served by Head Start/Early Head Start or McKinney-Vento funded ECE programs in 2019<sup>5</sup>

### New Hampshire



## Related Factors

Families experiencing homelessness, whether chronic or episodic, often face other barriers to affordable housing. By understanding these related challenges, states can create sustainable and proactive policy solutions that better address homelessness in their communities.



**27%** of families with children under 18 have a high housing cost burden<sup>4</sup>



**7%** of children under age six had no resident parent in the U.S. labor force<sup>4</sup>

For detailed information on indicator definitions, data sources, and methodology, please see Appendix III.

### Notes:

- McCoy-Roth, M., Mackintosh, B.B., & Murphey, D. (2012). When the bough breaks: The effects of homelessness on young children. Early Childhood Highlights, p. 3. <https://www.childtrends.org/wp-content/uploads/2012/02/2012-08EffectHomelessnessChildren.pdf>
- U.S. Census Bureau, Population Division. (June 2020). SC-EST2019-AGESEX-CIV: Annual Estimates of the Civilian Population by Single Year of Age and Sex for the United States and States: April 1, 2010 to July 1, 2019. <https://www.census.gov/data/tables/time-series/demo/popest/2010s-state-detail.html>
- Calculations by authors using methodology established by Bassuk, et al. (2014) and 2019 data from U.S. Department of Education and U.S. Department of Housing and Urban Development.
- Data from the Annie E. Casey Foundation KIDS COUNT data center.
- Data from U.S. Department of Education. (2020). *Consolidated State Performance Reports, Part I* and U.S. Department of Health and Human Services, Administration for Children and Families. Retrieved July 23 2020. *Program Information Reports*. Data on children under 6 experiencing homelessness served through Federally-funded child care & home visiting programs collected for the first time in 2017. Percentages in the pie chart may not sum to 100 because of rounding.

Early childhood experiences with homelessness have long lasting impacts on a child’s well-being. Access to educational services can help mitigate some of these negative effects.<sup>1</sup> Federally-funded early childhood education (ECE) programs are only able to serve a small portion of children who experience homelessness. Taking action to mitigate the impacts of early childhood homelessness is critical to ensuring all young children have the opportunity to thrive.

### Early Childhood Homelessness

#### Children under age 6

Total population<sup>2</sup>

**619,743**

Estimated number experiencing homelessness<sup>3</sup>

**12,942**

or

**1 in 48** children

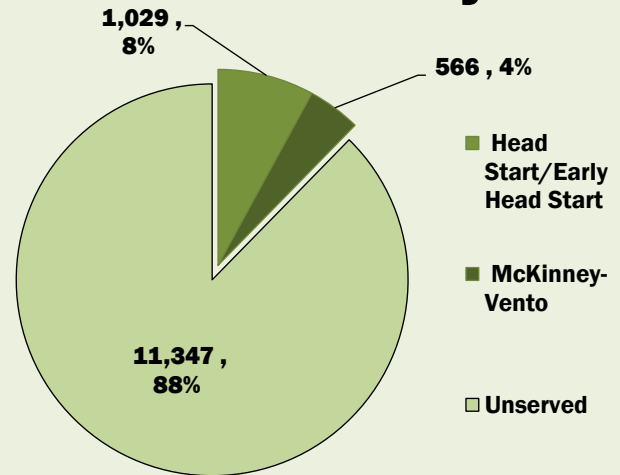


### Early Childhood Education for Children Experiencing Homelessness

#### Children under age 6 experiencing homelessness

**12%** served by Head Start/Early Head Start or McKinney-Vento funded ECE programs in 2019<sup>5</sup>

#### New Jersey



### Related Factors

Families experiencing homelessness, whether chronic or episodic, often face other barriers to affordable housing. By understanding these related challenges, states can create sustainable and proactive policy solutions that better address homelessness in their communities.



**36%** of families with children under 18 have a high housing cost burden<sup>4</sup>



**7%** of children under age six had no resident parent in the U.S. labor force<sup>4</sup>

For detailed information on indicator definitions, data sources, and methodology, please see Appendix III.

**Notes:**

- McCoy-Roth, M., Mackintosh, B.B., & Murphey, D. (2012). When the bough breaks: The effects of homelessness on young children. Early Childhood Highlights, p. 3. <https://www.childtrends.org/wp-content/uploads/2012/02/2012-08EffectHomelessnessChildren.pdf>
- U.S. Census Bureau, Population Division. (June 2020). SC-EST2019-AGESEX-CIV: Annual Estimates of the Civilian Population by Single Year of Age and Sex for the United States and States: April 1, 2010 to July 1, 2019. <https://www.census.gov/data/tables/time-series/demo/popest/2010s-state-detail.html>
- Calculations by authors using methodology established by Bassuk, et al. (2014) and 2019 data from U.S. Department of Education and U.S. Department of Housing and Urban Development.
- Data from the Annie E. Casey Foundation KIDS COUNT data center.
- Data from U.S. Department of Education. (2020). *Consolidated State Performance Reports, Part I* and U.S. Department of Health and Human Services, Administration for Children and Families. Retrieved July 23 2020. *Program Information Reports*. Data on children under 6 experiencing homelessness served through Federally-funded child care & home visiting programs collected for the first time in 2017. Percentages in the pie chart may not sum to 100 because of rounding.





Early childhood experiences with homelessness have long lasting impacts on a child's well-being. Access to educational services can help mitigate some of these negative effects.<sup>1</sup> Federally-funded early childhood education (ECE) programs are only able to serve a small portion of children who experience homelessness. Taking action to mitigate the impacts of early childhood homelessness is critical to ensuring all young children have the opportunity to thrive.

## Early Childhood Homelessness

### Children under age 6

Total population<sup>2</sup>

**146,923**

Estimated number experiencing homelessness<sup>3</sup>

**10,788**

or

**1** in **14** children

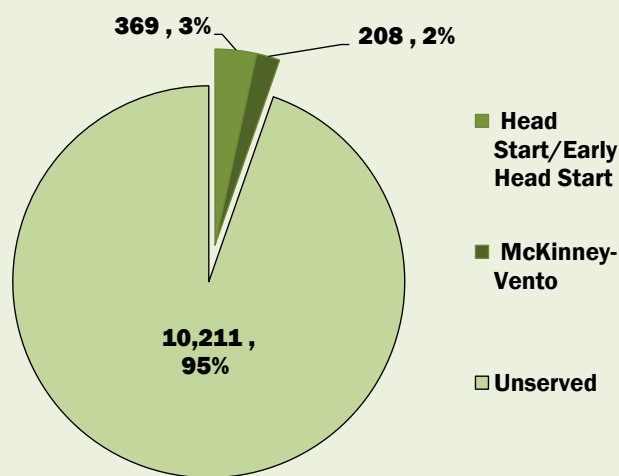


## Early Childhood Education for Children Experiencing Homelessness

Children under age 6 experiencing homelessness

**5%** served by Head Start/Early Head Start or McKinney-Vento funded ECE programs in 2019<sup>5</sup>

### New Mexico



## Related Factors

Families experiencing homelessness, whether chronic or episodic, often face other barriers to affordable housing. By understanding these related challenges, states can create sustainable and proactive policy solutions that better address homelessness in their communities.



**26%** of families with children under 18 have a high housing cost burden<sup>4</sup>



**14%** of children under age six had no resident parent in the U.S. labor force<sup>4</sup>

For detailed information on indicator definitions, data sources, and methodology, please see Appendix III.

### Notes:

- McCoy-Roth, M., Mackintosh, B.B., & Murphey, D. (2012). When the bough breaks: The effects of homelessness on young children. Early Childhood Highlights, p. 3. <https://www.childtrends.org/wp-content/uploads/2012/02/2012-08EffectHomelessnessChildren.pdf>
- U.S. Census Bureau, Population Division. (June 2020). SC-EST2019-AGESEX-CIV: Annual Estimates of the Civilian Population by Single Year of Age and Sex for the United States and States: April 1, 2010 to July 1, 2019. <https://www.census.gov/data/tables/time-series/demo/popest/2010s-state-detail.html>
- Calculations by authors using methodology established by Bassuk, et al. (2014) and 2019 data from U.S. Department of Education and U.S. Department of Housing and Urban Development.
- Data from the Annie E. Casey Foundation KIDS COUNT data center.
- Data from U.S. Department of Education. (2020). *Consolidated State Performance Reports, Part I* and U.S. Department of Health and Human Services, Administration for Children and Families. Retrieved July 23 2020. *Program Information Reports*. Data on children under 6 experiencing homelessness served through Federally-funded child care & home visiting programs collected for the first time in 2017. Percentages in the pie chart may not sum to 100 because of rounding.

Early childhood experiences with homelessness have long lasting impacts on a child’s well-being. Access to educational services can help mitigate some of these negative effects.<sup>1</sup> Federally-funded early childhood education (ECE) programs are only able to serve a small portion of children who experience homelessness. Taking action to mitigate the impacts of early childhood homelessness is critical to ensuring all young children have the opportunity to thrive.

### Early Childhood Homelessness

#### Children under age 6

Total population<sup>2</sup>

**1,350,416**

Estimated number experiencing homelessness<sup>3</sup>

**136,550**

or

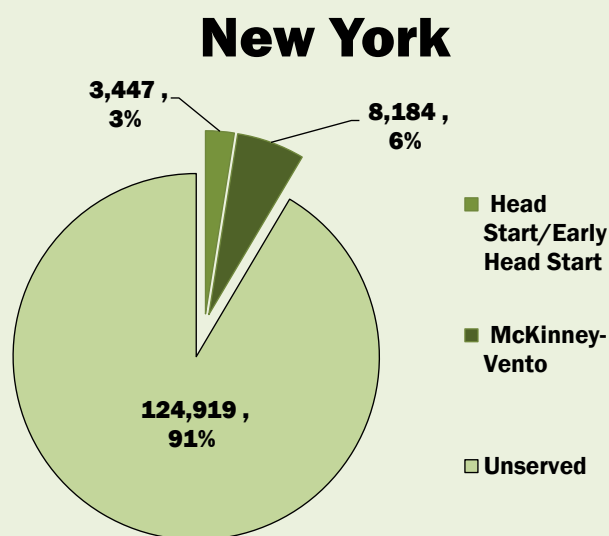
**1** in **10** children



### Early Childhood Education for Children Experiencing Homelessness

#### Children under age 6 experiencing homelessness

**9%** served by Head Start/Early Head Start or McKinney-Vento funded ECE programs in 2019<sup>5</sup>



### Related Factors

Families experiencing homelessness, whether chronic or episodic, often face other barriers to affordable housing. By understanding these related challenges, states can create sustainable and proactive policy solutions that better address homelessness in their communities.



**38%** of families with children under 18 have a high housing cost burden<sup>4</sup>



**9%** of children under age six had no resident parent in the U.S. labor force<sup>4</sup>

For detailed information on indicator definitions, data sources, and methodology, please see Appendix III.

**Notes:**

- McCoy-Roth, M., Mackintosh, B.B., & Murphey, D. (2012). When the bough breaks: The effects of homelessness on young children. Early Childhood Highlights, p. 3. <https://www.childtrends.org/wp-content/uploads/2012/02/2012-08EffectHomelessnessChildren.pdf>
- U.S. Census Bureau, Population Division. (June 2020). SC-EST2019-AGESEX-CIV: Annual Estimates of the Civilian Population by Single Year of Age and Sex for the United States and States: April 1, 2010 to July 1, 2019. <https://www.census.gov/data/tables/time-series/demo/popest/2010s-state-detail.html>
- Calculations by authors using methodology established by Bassuk, et al. (2014) and 2019 data from U.S. Department of Education and U.S. Department of Housing and Urban Development.
- Data from the Annie E. Casey Foundation KIDS COUNT data center.
- Data from U.S. Department of Education. (2020). *Consolidated State Performance Reports, Part I* and U.S. Department of Health and Human Services, Administration for Children and Families. Retrieved July 23 2020. *Program Information Reports*. Data on children under 6 experiencing homelessness served through Federally-funded child care & home visiting programs collected for the first time in 2017. Percentages in the pie chart may not sum to 100 because of rounding.



Early childhood experiences with homelessness have long lasting impacts on a child's well-being. Access to educational services can help mitigate some of these negative effects.<sup>1</sup> Federally-funded early childhood education (ECE) programs are only able to serve a small portion of children who experience homelessness. Taking action to mitigate the impacts of early childhood homelessness is critical to ensuring all young children have the opportunity to thrive.

## Early Childhood Homelessness

### Children under age 6

Total population<sup>2</sup>

**734,550**

Estimated number experiencing homelessness<sup>3</sup>

**32,189**

or

**1 in 23** children

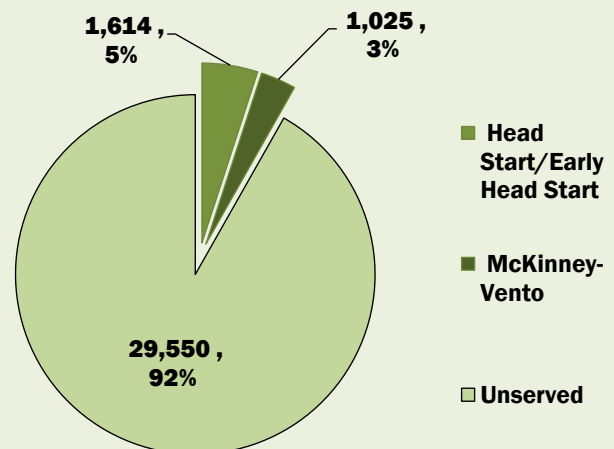


## Early Childhood Education for Children Experiencing Homelessness

Children under age 6 experiencing homelessness

**8%** served by Head Start/Early Head Start or McKinney-Vento funded ECE programs in 2019<sup>5</sup>

### North Carolina



## Related Factors

Families experiencing homelessness, whether chronic or episodic, often face other barriers to affordable housing. By understanding these related challenges, states can create sustainable and proactive policy solutions that better address homelessness in their communities.



**27%** of families with children under 18 have a high housing cost burden<sup>4</sup>



**9%** of children under age six had no resident parent in the U.S. labor force<sup>4</sup>

For detailed information on indicator definitions, data sources, and methodology, please see Appendix III.

### Notes:

- McCoy-Roth, M., Mackintosh, B.B., & Murphey, D. (2012). When the bough breaks: The effects of homelessness on young children. Early Childhood Highlights, p. 3. <https://www.childtrends.org/wp-content/uploads/2012/02/2012-08EffectHomelessnessChildren.pdf>
- U.S. Census Bureau, Population Division. (June 2020). SC-EST2019-AGESEX-CIV: Annual Estimates of the Civilian Population by Single Year of Age and Sex for the United States and States: April 1, 2010 to July 1, 2019. <https://www.census.gov/data/tables/time-series/demo/popest/2010s-state-detail.html>
- Calculations by authors using methodology established by Bassuk, et al. (2014) and 2019 data from U.S. Department of Education and U.S. Department of Housing and Urban Development.
- Data from the Annie E. Casey Foundation KIDS COUNT data center.
- Data from U.S. Department of Education. (2020). *Consolidated State Performance Reports, Part I* and U.S. Department of Health and Human Services, Administration for Children and Families. Retrieved July 23 2020. *Program Information Reports*. Data on children under 6 experiencing homelessness served through Federally-funded child care & home visiting programs collected for the first time in 2017. Percentages in the pie chart may not sum to 100 because of rounding.

Early childhood experiences with homelessness have long lasting impacts on a child's well-being. Access to educational services can help mitigate some of these negative effects.<sup>1</sup> Federally-funded early childhood education (ECE) programs are only able to serve a small portion of children who experience homelessness. Taking action to mitigate the impacts of early childhood homelessness is critical to ensuring all young children have the opportunity to thrive.

## Early Childhood Homelessness

### Children under age 6

Total population<sup>2</sup>

**64,724**

Estimated number experiencing homelessness<sup>3</sup>

**2,426**

or

**1 in 27** children

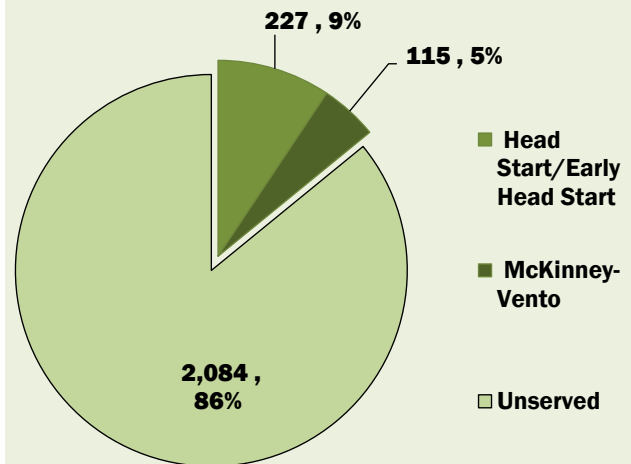


## Early Childhood Education for Children Experiencing Homelessness

Children under age 6 experiencing homelessness

**14%** served by Head Start/Early Head Start or McKinney-Vento funded ECE programs in 2019<sup>5</sup>

### North Dakota



## Related Factors

Families experiencing homelessness, whether chronic or episodic, often face other barriers to affordable housing. By understanding these related challenges, states can create sustainable and proactive policy solutions that better address homelessness in their communities.



**18%** of families with children under 18 have a high housing cost burden<sup>4</sup>



**5%** of children under age six had no resident parent in the U.S. labor force<sup>4</sup>

For detailed information on indicator definitions, data sources, and methodology, please see Appendix III.

### Notes:

- McCoy-Roth, M., Mackintosh, B.B., & Murphey, D. (2012). When the bough breaks: The effects of homelessness on young children. Early Childhood Highlights, p. 3. <https://www.childtrends.org/wp-content/uploads/2012/02/2012-08EffectHomelessnessChildren.pdf>
- U.S. Census Bureau, Population Division. (June 2020). SC-EST2019-AGESEX-CIV: Annual Estimates of the Civilian Population by Single Year of Age and Sex for the United States and States: April 1, 2010 to July 1, 2019. <https://www.census.gov/data/tables/time-series/demo/popest/2010s-state-detail.html>
- Calculations by authors using methodology established by Bassuk, et al. (2014) and 2019 data from U.S. Department of Education and U.S. Department of Housing and Urban Development.
- Data from the Annie E. Casey Foundation KIDS COUNT data center.
- Data from U.S. Department of Education. (2020). *Consolidated State Performance Reports, Part I* and U.S. Department of Health and Human Services, Administration for Children and Families. Retrieved July 23 2020. *Program Information Reports*. Data on children under 6 experiencing homelessness served through Federally-funded child care & home visiting programs collected for the first time in 2017. Percentages in the pie chart may not sum to 100 because of rounding.

Early childhood experiences with homelessness have long lasting impacts on a child’s well-being. Access to educational services can help mitigate some of these negative effects.<sup>1</sup> Federally-funded early childhood education (ECE) programs are only able to serve a small portion of children who experience homelessness. Taking action to mitigate the impacts of early childhood homelessness is critical to ensuring all young children have the opportunity to thrive.

### Early Childhood Homelessness

#### Children under age 6

Total population<sup>2</sup>

**833,142**

Estimated number experiencing homelessness<sup>3</sup>

**31,207**

or

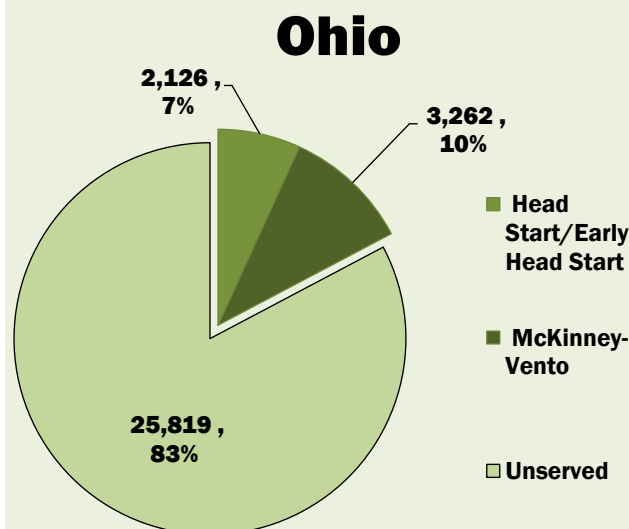
**1 in 27** children



### Early Childhood Education for Children Experiencing Homelessness

#### Children under age 6 experiencing homelessness

**17%** served by Head Start/Early Head Start or McKinney-Vento funded ECE programs in 2019<sup>5</sup>



### Related Factors

Families experiencing homelessness, whether chronic or episodic, often face other barriers to affordable housing. By understanding these related challenges, states can create sustainable and proactive policy solutions that better address homelessness in their communities.



**25%** of families with children under 18 have a high housing cost burden<sup>4</sup>



**9%** of children under age six had no resident parent in the U.S. labor force<sup>4</sup>

For detailed information on indicator definitions, data sources, and methodology, please see Appendix III.

**Notes:**

- McCoy-Roth, M., Mackintosh, B.B., & Murphey, D. (2012). When the bough breaks: The effects of homelessness on young children. Early Childhood Highlights, p. 3. <https://www.childtrends.org/wp-content/uploads/2012/02/2012-08EffectHomelessnessChildren.pdf>
- U.S. Census Bureau, Population Division. (June 2020). SC-EST2019-AGESEX-CIV: Annual Estimates of the Civilian Population by Single Year of Age and Sex for the United States and States: April 1, 2010 to July 1, 2019. <https://www.census.gov/data/tables/time-series/demo/popest/2010s-state-detail.html>
- Calculations by authors using methodology established by Bassuk, et al. (2014) and 2019 data from U.S. Department of Education and U.S. Department of Housing and Urban Development.
- Data from the Annie E. Casey Foundation KIDS COUNT data center.
- Data from U.S. Department of Education. (2020). *Consolidated State Performance Reports, Part I* and U.S. Department of Health and Human Services, Administration for Children and Families. Retrieved July 23 2020. *Program Information Reports*. Data on children under 6 experiencing homelessness served through Federally-funded child care & home visiting programs collected for the first time in 2017. Percentages in the pie chart may not sum to 100 because of rounding.



Early childhood experiences with homelessness have long lasting impacts on a child’s well-being. Access to educational services can help mitigate some of these negative effects.<sup>1</sup> Federally-funded early childhood education (ECE) programs are only able to serve a small portion of children who experience homelessness. Taking action to mitigate the impacts of early childhood homelessness is critical to ensuring all young children have the opportunity to thrive.

### Early Childhood Homelessness

#### Children under age 6

Total population<sup>2</sup>

**308,973**

Estimated number experiencing homelessness<sup>3</sup>

**21,294**

or

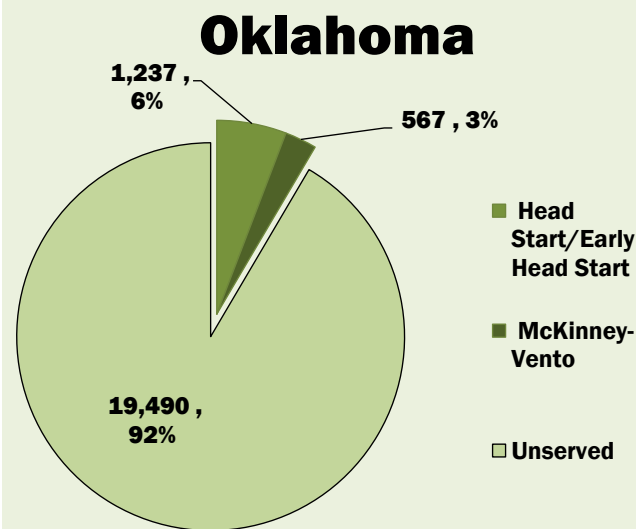
**1 in 15** children



### Early Childhood Education for Children Experiencing Homelessness

#### Children under age 6 experiencing homelessness

**8%** served by Head Start/Early Head Start or McKinney-Vento funded ECE programs in 2019<sup>5</sup>



### Related Factors

Families experiencing homelessness, whether chronic or episodic, often face other barriers to affordable housing. By understanding these related challenges, states can create sustainable and proactive policy solutions that better address homelessness in their communities.



**25%** of families with children under 18 have a high housing cost burden<sup>4</sup>



**9%** of children under age six had no resident parent in the U.S. labor force<sup>4</sup>

For detailed information on indicator definitions, data sources, and methodology, please see Appendix III.

**Notes:**

- McCoy-Roth, M., Mackintosh, B.B., & Murphey, D. (2012). When the bough breaks: The effects of homelessness on young children. Early Childhood Highlights, p. 3. <https://www.childtrends.org/wp-content/uploads/2012/02/2012-08EffectHomelessnessChildren.pdf>
- U.S. Census Bureau, Population Division. (June 2020). SC-EST2019-AGESEX-CIV: Annual Estimates of the Civilian Population by Single Year of Age and Sex for the United States and States: April 1, 2010 to July 1, 2019. <https://www.census.gov/data/tables/time-series/demo/popest/2010s-state-detail.html>
- Calculations by authors using methodology established by Bassuk, et al. (2014) and 2019 data from U.S. Department of Education and U.S. Department of Housing and Urban Development.
- Data from the Annie E. Casey Foundation KIDS COUNT data center.
- Data from U.S. Department of Education. (2020). *Consolidated State Performance Reports, Part I* and U.S. Department of Health and Human Services, Administration for Children and Families. Retrieved July 23 2020. *Program Information Reports*. Data on children under 6 experiencing homelessness served through Federally-funded child care & home visiting programs collected for the first time in 2017. Percentages in the pie chart may not sum to 100 because of rounding.



Early childhood experiences with homelessness have long lasting impacts on a child’s well-being. Access to educational services can help mitigate some of these negative effects.<sup>1</sup> Federally-funded early childhood education (ECE) programs are only able to serve a small portion of children who experience homelessness. Taking action to mitigate the impacts of early childhood homelessness is critical to ensuring all young children have the opportunity to thrive.

### Early Childhood Homelessness

#### Children under age 6

Total population<sup>2</sup>

**276,001**

Estimated number experiencing homelessness<sup>3</sup>

**21,512**

or

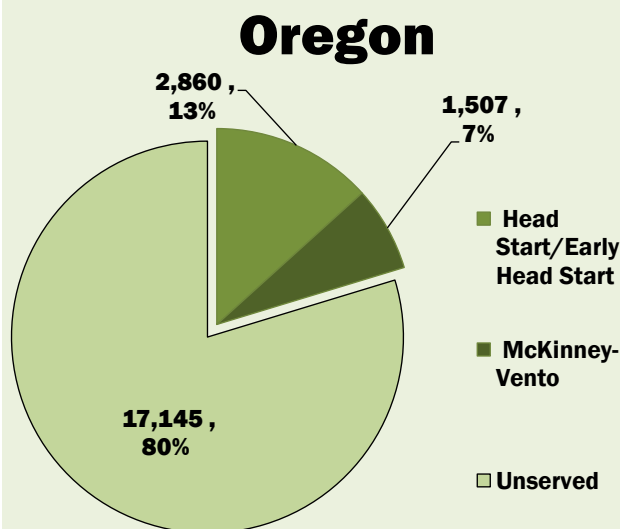
**1 in 13** children



### Early Childhood Education for Children Experiencing Homelessness

#### Children under age 6 experiencing homelessness

**20%** served by Head Start/Early Head Start or McKinney-Vento funded ECE programs in 2019<sup>5</sup>



### Related Factors

Families experiencing homelessness, whether chronic or episodic, often face other barriers to affordable housing. By understanding these related challenges, states can create sustainable and proactive policy solutions that better address homelessness in their communities.



**32%** of families with children under 18 have a high housing cost burden<sup>4</sup>



**7%** of children under age six had no resident parent in the U.S. labor force<sup>4</sup>

For detailed information on indicator definitions, data sources, and methodology, please see Appendix III.

**Notes:**

- McCoy-Roth, M., Mackintosh, B.B., & Murphey, D. (2012). When the bough breaks: The effects of homelessness on young children. Early Childhood Highlights, p. 3. <https://www.childtrends.org/wp-content/uploads/2012/02/2012-08EffectHomelessnessChildren.pdf>
- U.S. Census Bureau, Population Division. (June 2020). SC-EST2019-AGESEX-CIV: Annual Estimates of the Civilian Population by Single Year of Age and Sex for the United States and States: April 1, 2010 to July 1, 2019. <https://www.census.gov/data/tables/time-series/demo/popest/2010s-state-detail.html>
- Calculations by authors using methodology established by Bassuk, et al. (2014) and 2019 data from U.S. Department of Education and U.S. Department of Housing and Urban Development.
- Data from the Annie E. Casey Foundation KIDS COUNT data center.
- Data from U.S. Department of Education. (2020). *Consolidated State Performance Reports, Part I* and U.S. Department of Health and Human Services, Administration for Children and Families. Retrieved July 23 2020. *Program Information Reports*. Data on children under 6 experiencing homelessness served through Federally-funded child care & home visiting programs collected for the first time in 2017. Percentages in the pie chart may not sum to 100 because of rounding.



Early childhood experiences with homelessness have long lasting impacts on a child's well-being. Access to educational services can help mitigate some of these negative effects.<sup>1</sup> Federally-funded early childhood education (ECE) programs are only able to serve a small portion of children who experience homelessness. Taking action to mitigate the impacts of early childhood homelessness is critical to ensuring all young children have the opportunity to thrive.

## Early Childhood Homelessness

### Children under age 6

Total population<sup>2</sup>

**842,742**

Estimated number experiencing homelessness<sup>3</sup>

**29,995**

or

**1 in 28** children

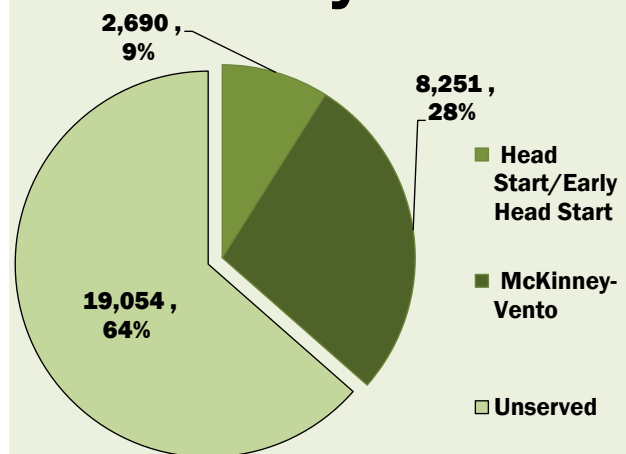


## Early Childhood Education for Children Experiencing Homelessness

Children under age 6 experiencing homelessness

**36%** served by Head Start/Early Head Start or McKinney-Vento funded ECE programs in 2019<sup>5</sup>

### Pennsylvania



## Related Factors

Families experiencing homelessness, whether chronic or episodic, often face other barriers to affordable housing. By understanding these related challenges, states can create sustainable and proactive policy solutions that better address homelessness in their communities.



**27%** of families with children under 18 have a high housing cost burden<sup>4</sup>



**7%** of children under age six had no resident parent in the U.S. labor force<sup>4</sup>

For detailed information on indicator definitions, data sources, and methodology, please see Appendix III.

### Notes:

- McCoy-Roth, M., Mackintosh, B.B., & Murphey, D. (2012). When the bough breaks: The effects of homelessness on young children. Early Childhood Highlights, p. 3. <https://www.childtrends.org/wp-content/uploads/2012/02/2012-08EffectHomelessnessChildren.pdf>
- U.S. Census Bureau, Population Division. (June 2020). SC-EST2019-AGESEX-CIV: Annual Estimates of the Civilian Population by Single Year of Age and Sex for the United States and States: April 1, 2010 to July 1, 2019. <https://www.census.gov/data/tables/time-series/demo/popest/2010s-state-detail.html>
- Calculations by authors using methodology established by Bassuk, et al. (2014) and 2019 data from U.S. Department of Education and U.S. Department of Housing and Urban Development.
- Data from the Annie E. Casey Foundation KIDS COUNT data center.
- Data from U.S. Department of Education. (2020). *Consolidated State Performance Reports, Part I* and U.S. Department of Health and Human Services, Administration for Children and Families. Retrieved July 23 2020. *Program Information Reports*. Data on children under 6 experiencing homelessness served through Federally-funded child care & home visiting programs collected for the first time in 2017. Percentages in the pie chart may not sum to 100 because of rounding.



Early childhood experiences with homelessness have long lasting impacts on a child's well-being. Access to educational services can help mitigate some of these negative effects.<sup>1</sup> Federally-funded early childhood education (ECE) programs are only able to serve a small portion of children who experience homelessness. Taking action to mitigate the impacts of early childhood homelessness is critical to ensuring all young children have the opportunity to thrive.

## Early Childhood Homelessness

### Children under age 6

Total population<sup>2</sup>

**146,455**

Estimated number experiencing homelessness<sup>3</sup>

**4,528**

or

**1** in **32** children

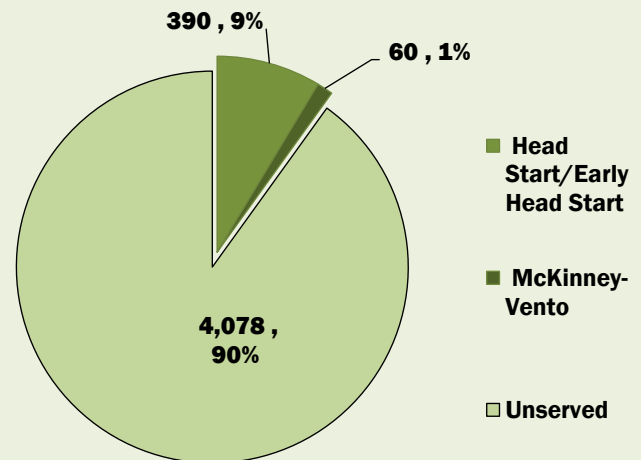


## Early Childhood Education for Children Experiencing Homelessness

Children under age 6 experiencing homelessness

**10%** served by Head Start/Early Head Start or McKinney-Vento funded ECE programs in 2019<sup>5</sup>

### Puerto Rico



## Related Factors

Families experiencing homelessness, whether chronic or episodic, often face other barriers to affordable housing. By understanding these related challenges, states can create sustainable and proactive policy solutions that better address homelessness in their communities.



**29%** of families with children under 18 have a high housing cost burden<sup>4</sup>



**28%** of children under age six had no resident parent in the U.S. labor force<sup>4</sup>

For detailed information on indicator definitions, data sources, and methodology, please see Appendix III.

### Notes:

- McCoy-Roth, M., Mackintosh, B.B., & Murphey, D. (2012). When the bough breaks: The effects of homelessness on young children. Early Childhood Highlights, p. 3. <https://www.childtrends.org/wp-content/uploads/2012/02/2012-08EffectHomelessnessChildren.pdf>
- U.S. Census Bureau, Population Division. (June 2020). SC-EST2019-AGESEX-CIV: Annual Estimates of the Civilian Population by Single Year of Age and Sex for the United States and States: April 1, 2010 to July 1, 2019. <https://www.census.gov/data/tables/time-series/demo/popest/2010s-state-detail.html>
- Calculations by authors using methodology established by Bassuk, et al. (2014) and 2019 data from U.S. Department of Education and U.S. Department of Housing and Urban Development.
- Data from the Annie E. Casey Foundation KIDS COUNT data center.
- Data from U.S. Department of Education. (2020). *Consolidated State Performance Reports, Part I* and U.S. Department of Health and Human Services, Administration for Children and Families. Retrieved July 23 2020. *Program Information Reports*. Data on children under 6 experiencing homelessness served through Federally-funded child care & home visiting programs collected for the first time in 2017. Percentages in the pie chart may not sum to 100 because of rounding.

Early childhood experiences with homelessness have long lasting impacts on a child's well-being. Access to educational services can help mitigate some of these negative effects.<sup>1</sup> Federally-funded early childhood education (ECE) programs are only able to serve a small portion of children who experience homelessness. Taking action to mitigate the impacts of early childhood homelessness is critical to ensuring all young children have the opportunity to thrive.

## Early Childhood Homelessness

### Children under age 6

Total population<sup>2</sup>

**65,457**

Estimated number experiencing homelessness<sup>3</sup>

**1,409**

or

**1 in 46** children

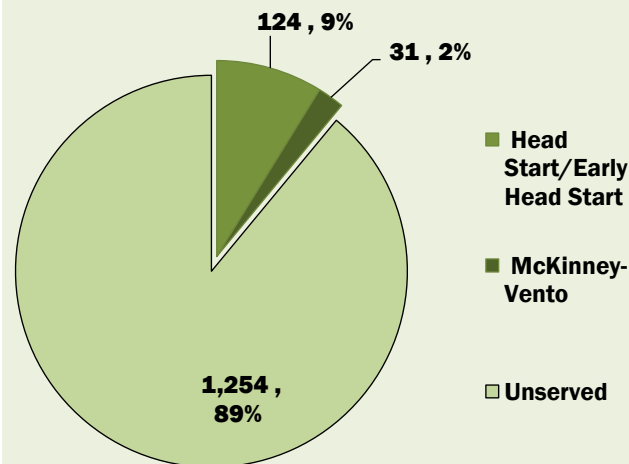


## Early Childhood Education for Children Experiencing Homelessness

Children under age 6 experiencing homelessness

**11%** served by Head Start/Early Head Start or McKinney-Vento funded ECE programs in 2019<sup>5</sup>

### Rhode Island



## Related Factors

Families experiencing homelessness, whether chronic or episodic, often face other barriers to affordable housing. By understanding these related challenges, states can create sustainable and proactive policy solutions that better address homelessness in their communities.



**35%** of families with children under 18 have a high housing cost burden<sup>4</sup>



**10%** of children under age six had no resident parent in the U.S. labor force<sup>4</sup>

For detailed information on indicator definitions, data sources, and methodology, please see Appendix III.

### Notes:

- McCoy-Roth, M., Mackintosh, B.B., & Murphey, D. (2012). When the bough breaks: The effects of homelessness on young children. *Early Childhood Highlights*, p. 3. <https://www.childtrends.org/wp-content/uploads/2012/02/2012-08EffectHomelessnessChildren.pdf>
- U.S. Census Bureau, Population Division. (June 2020). SC-EST2019-AGESEX-CIV: Annual Estimates of the Civilian Population by Single Year of Age and Sex for the United States and States: April 1, 2010 to July 1, 2019. <https://www.census.gov/data/tables/time-series/demo/popest/2010s-state-detail.html>
- Calculations by authors using methodology established by Bassuk, et al. (2014) and 2019 data from U.S. Department of Education and U.S. Department of Housing and Urban Development.
- Data from the Annie E. Casey Foundation KIDS COUNT data center.
- Data from U.S. Department of Education. (2020). *Consolidated State Performance Reports, Part I* and U.S. Department of Health and Human Services, Administration for Children and Families. Retrieved July 23 2020. *Program Information Reports*. Data on children under 6 experiencing homelessness served through Federally-funded child care & home visiting programs collected for the first time in 2017. Percentages in the pie chart may not sum to 100 because of rounding.

Early childhood experiences with homelessness have long lasting impacts on a child's well-being. Access to educational services can help mitigate some of these negative effects.<sup>1</sup> Federally-funded early childhood education (ECE) programs are only able to serve a small portion of children who experience homelessness. Taking action to mitigate the impacts of early childhood homelessness is critical to ensuring all young children have the opportunity to thrive.

## Early Childhood Homelessness

### Children under age 6

Total population<sup>2</sup>

**353,082**

Estimated number experiencing homelessness<sup>3</sup>

**11,747**

or

**1 in 30** children

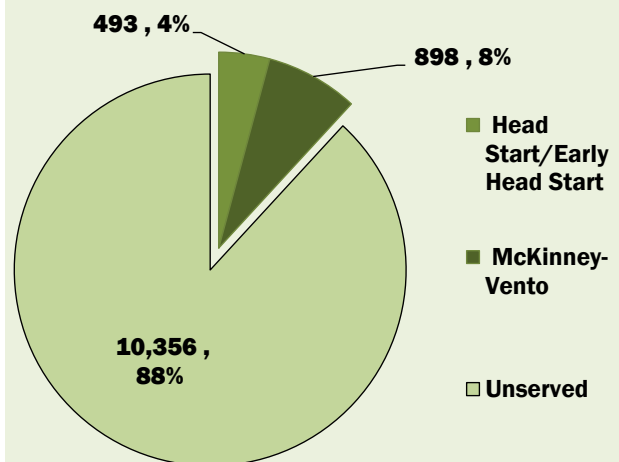


## Early Childhood Education for Children Experiencing Homelessness

Children under age 6 experiencing homelessness

**12%** served by Head Start/Early Head Start or McKinney-Vento funded ECE programs in 2019<sup>5</sup>

### South Carolina



## Related Factors

Families experiencing homelessness, whether chronic or episodic, often face other barriers to affordable housing. By understanding these related challenges, states can create sustainable and proactive policy solutions that better address homelessness in their communities.



**27%** of families with children under 18 have a high housing cost burden<sup>4</sup>



**9%** of children under age six had no resident parent in the U.S. labor force<sup>4</sup>

For detailed information on indicator definitions, data sources, and methodology, please see Appendix III.

### Notes:

- McCoy-Roth, M., Mackintosh, B.B., & Murphey, D. (2012). When the bough breaks: The effects of homelessness on young children. Early Childhood Highlights, p. 3. <https://www.childtrends.org/wp-content/uploads/2012/02/2012-08EffectHomelessnessChildren.pdf>
- U.S. Census Bureau, Population Division. (June 2020). SC-EST2019-AGESEX-CIV: Annual Estimates of the Civilian Population by Single Year of Age and Sex for the United States and States: April 1, 2010 to July 1, 2019. <https://www.census.gov/data/tables/time-series/demo/popest/2010s-state-detail.html>
- Calculations by authors using methodology established by Bassuk, et al. (2014) and 2019 data from U.S. Department of Education and U.S. Department of Housing and Urban Development.
- Data from the Annie E. Casey Foundation KIDS COUNT data center.
- Data from U.S. Department of Education. (2020). *Consolidated State Performance Reports, Part I* and U.S. Department of Health and Human Services, Administration for Children and Families. Retrieved July 23 2020. *Program Information Reports*. Data on children under 6 experiencing homelessness served through Federally-funded child care & home visiting programs collected for the first time in 2017. Percentages in the pie chart may not sum to 100 because of rounding.

Early childhood experiences with homelessness have long lasting impacts on a child’s well-being. Access to educational services can help mitigate some of these negative effects.<sup>1</sup> Federally-funded early childhood education (ECE) programs are only able to serve a small portion of children who experience homelessness. Taking action to mitigate the impacts of early childhood homelessness is critical to ensuring all young children have the opportunity to thrive.

### Early Childhood Homelessness

#### Children under age 6

Total population<sup>2</sup>

**73,567**

Estimated number experiencing homelessness<sup>3</sup>

**1,796**

or

**1** in **41** children

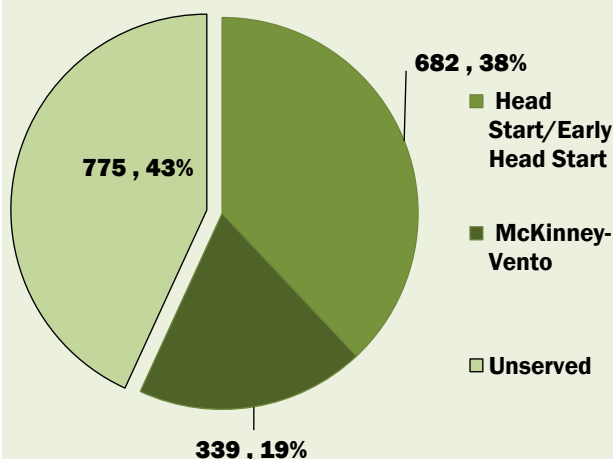


### Early Childhood Education for Children Experiencing Homelessness

#### Children under age 6 experiencing homelessness

**57%** served by Head Start/Early Head Start or McKinney-Vento funded ECE programs in 2019<sup>5</sup>

#### South Dakota



### Related Factors

Families experiencing homelessness, whether chronic or episodic, often face other barriers to affordable housing. By understanding these related challenges, states can create sustainable and proactive policy solutions that better address homelessness in their communities.



**20%** of families with children under 18 have a high housing cost burden<sup>4</sup>



**8%** of children under age six had no resident parent in the U.S. labor force<sup>4</sup>

For detailed information on indicator definitions, data sources, and methodology, please see Appendix III.

**Notes:**

- McCoy-Roth, M., Mackintosh, B.B., & Murphey, D. (2012). When the bough breaks: The effects of homelessness on young children. Early Childhood Highlights, p. 3. <https://www.childtrends.org/wp-content/uploads/2012/02/2012-08EffectHomelessnessChildren.pdf>
- U.S. Census Bureau, Population Division. (June 2020). SC-EST2019-AGESEX-CIV: Annual Estimates of the Civilian Population by Single Year of Age and Sex for the United States and States: April 1, 2010 to July 1, 2019. <https://www.census.gov/data/tables/time-series/demo/popest/2010s-state-detail.html>
- Calculations by authors using methodology established by Bassuk, et al. (2014) and 2019 data from U.S. Department of Education and U.S. Department of Housing and Urban Development.
- Data from the Annie E. Casey Foundation KIDS COUNT data center.
- Data from U.S. Department of Education. (2020). *Consolidated State Performance Reports, Part I* and U.S. Department of Health and Human Services, Administration for Children and Families. Retrieved July 23 2020. *Program Information Reports*. Data on children under 6 experiencing homelessness served through Federally-funded child care & home visiting programs collected for the first time in 2017. Percentages in the pie chart may not sum to 100 because of rounding.



Early childhood experiences with homelessness have long lasting impacts on a child's well-being. Access to educational services can help mitigate some of these negative effects.<sup>1</sup> Federally-funded early childhood education (ECE) programs are only able to serve a small portion of children who experience homelessness. Taking action to mitigate the impacts of early childhood homelessness is critical to ensuring all young children have the opportunity to thrive.

## Early Childhood Homelessness

### Children under age 6

Total population<sup>2</sup>

**491,248**

Estimated number experiencing homelessness<sup>3</sup>

**18,692**

or

**1** in **26** children

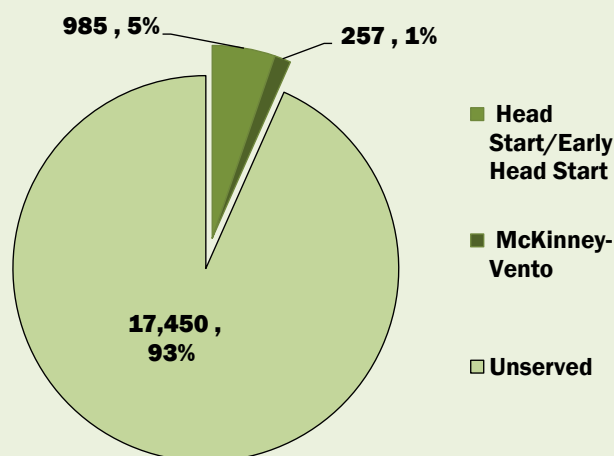


## Early Childhood Education for Children Experiencing Homelessness

Children under age 6 experiencing homelessness

**7%** served by Head Start/Early Head Start or McKinney-Vento funded ECE programs in 2019<sup>5</sup>

### Tennessee



## Related Factors

Families experiencing homelessness, whether chronic or episodic, often face other barriers to affordable housing. By understanding these related challenges, states can create sustainable and proactive policy solutions that better address homelessness in their communities.



**29%** of families with children under 18 have a high housing cost burden<sup>4</sup>



**11%** of children under age six had no resident parent in the U.S. labor force<sup>4</sup>

For detailed information on indicator definitions, data sources, and methodology, please see Appendix III.

### Notes:

- McCoy-Roth, M., Mackintosh, B.B., & Murphey, D. (2012). When the bough breaks: The effects of homelessness on young children. *Early Childhood Highlights*, p. 3. <https://www.childtrends.org/wp-content/uploads/2012/02/2012-08EffectHomelessnessChildren.pdf>
- U.S. Census Bureau, Population Division. (June 2020). SC-EST2019-AGESEX-CIV: Annual Estimates of the Civilian Population by Single Year of Age and Sex for the United States and States: April 1, 2010 to July 1, 2019. <https://www.census.gov/data/tables/time-series/demo/popest/2010s-state-detail.html>
- Calculations by authors using methodology established by Bassuk, et al. (2014) and 2019 data from U.S. Department of Education and U.S. Department of Housing and Urban Development.
- Data from the Annie E. Casey Foundation KIDS COUNT data center.
- Data from U.S. Department of Education. (2020). *Consolidated State Performance Reports, Part I* and U.S. Department of Health and Human Services, Administration for Children and Families. Retrieved July 23 2020. *Program Information Reports*. Data on children under 6 experiencing homelessness served through Federally-funded child care & home visiting programs collected for the first time in 2017. Percentages in the pie chart may not sum to 100 because of rounding.

Early childhood experiences with homelessness have long lasting impacts on a child’s well-being. Access to educational services can help mitigate some of these negative effects.<sup>1</sup> Federally-funded early childhood education (ECE) programs are only able to serve a small portion of children who experience homelessness. Taking action to mitigate the impacts of early childhood homelessness is critical to ensuring all young children have the opportunity to thrive.

### Early Childhood Homelessness

#### Children under age 6

Total population<sup>2</sup>


**2,406,755**

Estimated number experiencing homelessness<sup>3</sup>

**101,583**

or

**1 in 24** children

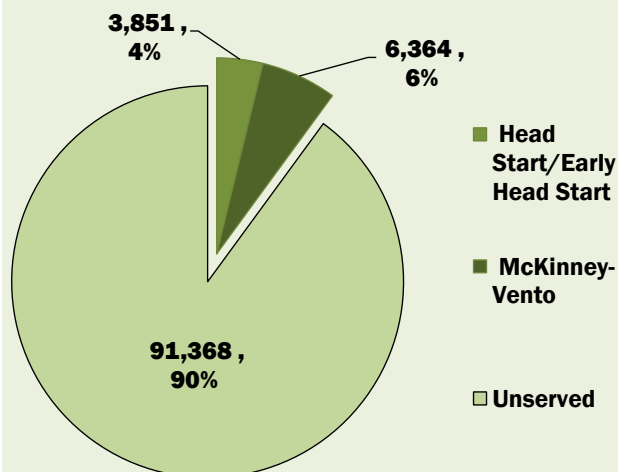


### Early Childhood Education for Children Experiencing Homelessness

#### Children under age 6 experiencing homelessness

**10%** served by Head Start/Early Head Start or McKinney-Vento funded ECE programs in 2019<sup>5</sup>

#### Texas



### Related Factors

Families experiencing homelessness, whether chronic or episodic, often face other barriers to affordable housing. By understanding these related challenges, states can create sustainable and proactive policy solutions that better address homelessness in their communities.



**32%** of families with children under 18 have a high housing cost burden<sup>4</sup>



**10%** of children under age six had no resident parent in the U.S. labor force<sup>4</sup>

For detailed information on indicator definitions, data sources, and methodology, please see Appendix III.

**Notes:**

- McCoy-Roth, M., Mackintosh, B.B., & Murphey, D. (2012). When the bough breaks: The effects of homelessness on young children. Early Childhood Highlights, p. 3. <https://www.childtrends.org/wp-content/uploads/2012/02/2012-08EffectHomelessnessChildren.pdf>
- U.S. Census Bureau, Population Division. (June 2020). SC-EST2019-AGESEX-CIV: Annual Estimates of the Civilian Population by Single Year of Age and Sex for the United States and States: April 1, 2010 to July 1, 2019. <https://www.census.gov/data/tables/time-series/demo/popest/2010s-state-detail.html>
- Calculations by authors using methodology established by Bassuk, et al. (2014) and 2019 data from U.S. Department of Education and U.S. Department of Housing and Urban Development.
- Data from the Annie E. Casey Foundation KIDS COUNT data center.
- Data from U.S. Department of Education. (2020). *Consolidated State Performance Reports, Part I* and U.S. Department of Health and Human Services, Administration for Children and Families. Retrieved July 23 2020. *Program Information Reports*. Data on children under 6 experiencing homelessness served through Federally-funded child care & home visiting programs collected for the first time in 2017. Percentages in the pie chart may not sum to 100 because of rounding.



Early childhood experiences with homelessness have long lasting impacts on a child’s well-being. Access to educational services can help mitigate some of these negative effects.<sup>1</sup> Federally-funded early childhood education (ECE) programs are only able to serve a small portion of children who experience homelessness. Taking action to mitigate the impacts of early childhood homelessness is critical to ensuring all young children have the opportunity to thrive.

### Early Childhood Homelessness

#### Children under age 6

Total population<sup>2</sup>

**299,171**

Estimated number experiencing homelessness<sup>3</sup>

**13,086**

or

**1 in 23** children

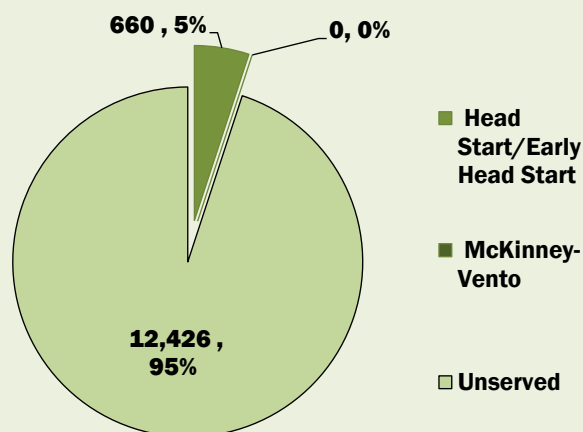


### Early Childhood Education for Children Experiencing Homelessness

Children under age 6 experiencing homelessness

**5%** served by Head Start/Early Head Start or McKinney-Vento funded ECE programs in 2019<sup>5</sup>

#### Utah



### Related Factors

Families experiencing homelessness, whether chronic or episodic, often face other barriers to affordable housing. By understanding these related challenges, states can create sustainable and proactive policy solutions that better address homelessness in their communities.



**23%** of families with children under 18 have a high housing cost burden<sup>4</sup>



**4%** of children under age six had no resident parent in the U.S. labor force<sup>4</sup>

For detailed information on indicator definitions, data sources, and methodology, please see Appendix III.

**Notes:**

1. McCoy-Roth, M., Mackintosh, B.B., & Murphey, D. (2012). When the bough breaks: The effects of homelessness on young children. Early Childhood Highlights, p. 3. <https://www.childtrends.org/wp-content/uploads/2012/02/2012-08EffectHomelessnessChildren.pdf>
2. U.S. Census Bureau, Population Division. (June 2020). SC-EST2019-AGESEX-CIV: Annual Estimates of the Civilian Population by Single Year of Age and Sex for the United States and States: April 1, 2010 to July 1, 2019. <https://www.census.gov/data/tables/time-series/demo/popest/2010s-state-detail.html>
3. Calculations by authors using methodology established by Bassuk, et al. (2014) and 2019 data from U.S. Department of Education and U.S. Department of Housing and Urban Development.
4. Data from the Annie E. Casey Foundation KIDS COUNT data center.
5. Data from U.S. Department of Education. (2020). *Consolidated State Performance Reports, Part I* and U.S. Department of Health and Human Services, Administration for Children and Families. Retrieved July 23 2020. *Program Information Reports*. Data on children under 6 experiencing homelessness served through Federally-funded child care & home visiting programs collected for the first time in 2017. Percentages in the pie chart may not sum to 100 because of rounding.



Early childhood experiences with homelessness have long lasting impacts on a child’s well-being. Access to educational services can help mitigate some of these negative effects.<sup>1</sup> Federally-funded early childhood education (ECE) programs are only able to serve a small portion of children who experience homelessness. Taking action to mitigate the impacts of early childhood homelessness is critical to ensuring all young children have the opportunity to thrive.

### Early Childhood Homelessness

#### Children under age 6

Total population<sup>2</sup>

**35,273**

Estimated number experiencing homelessness<sup>3</sup>

**909**

or

**1** in **39** children

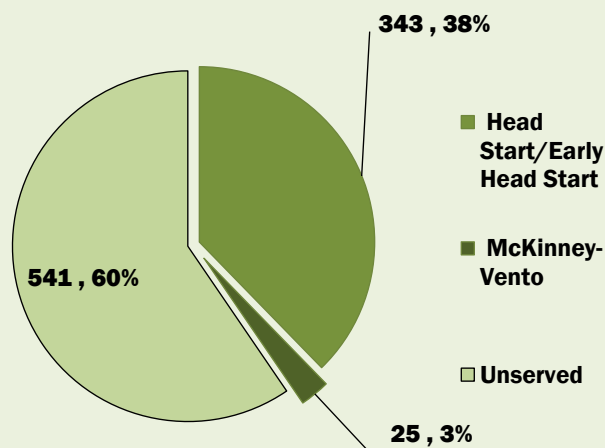


### Early Childhood Education for Children Experiencing Homelessness

#### Children under age 6 experiencing homelessness

**40%** served by Head Start/Early Head Start or McKinney-Vento funded ECE programs in 2019<sup>5</sup>

#### Vermont



### Related Factors

Families experiencing homelessness, whether chronic or episodic, often face other barriers to affordable housing. By understanding these related challenges, states can create sustainable and proactive policy solutions that better address homelessness in their communities.



**26%** of families with children under 18 have a high housing cost burden<sup>4</sup>



**6%** of children under age six had no resident parent in the U.S. labor force<sup>4</sup>

For detailed information on indicator definitions, data sources, and methodology, please see Appendix III.

**Notes:**

- McCoy-Roth, M., Mackintosh, B.B., & Murphey, D. (2012). When the bough breaks: The effects of homelessness on young children. Early Childhood Highlights, p. 3. <https://www.childtrends.org/wp-content/uploads/2012/02/2012-08EffectHomelessnessChildren.pdf>
- U.S. Census Bureau, Population Division. (June 2020). SC-EST2019-AGESEX-CIV: Annual Estimates of the Civilian Population by Single Year of Age and Sex for the United States and States: April 1, 2010 to July 1, 2019. <https://www.census.gov/data/tables/time-series/demo/popest/2010s-state-detail.html>
- Calculations by authors using methodology established by Bassuk, et al. (2014) and 2019 data from U.S. Department of Education and U.S. Department of Housing and Urban Development.
- Data from the Annie E. Casey Foundation KIDS COUNT data center.
- Data from U.S. Department of Education. (2020). *Consolidated State Performance Reports, Part I* and U.S. Department of Health and Human Services, Administration for Children and Families. Retrieved July 23 2020. *Program Information Reports*. Data on children under 6 experiencing homelessness served through Federally-funded child care & home visiting programs collected for the first time in 2017. Percentages in the pie chart may not sum to 100 because of rounding.





Early childhood experiences with homelessness have long lasting impacts on a child’s well-being. Access to educational services can help mitigate some of these negative effects.<sup>1</sup> Federally-funded early childhood education (ECE) programs are only able to serve a small portion of children who experience homelessness. Taking action to mitigate the impacts of early childhood homelessness is critical to ensuring all young children have the opportunity to thrive.

### Early Childhood Homelessness

#### Children under age 6

Total population<sup>2</sup>

**608,289**

Estimated number experiencing homelessness<sup>3</sup>

**19,218**

or

**1** in **32** children

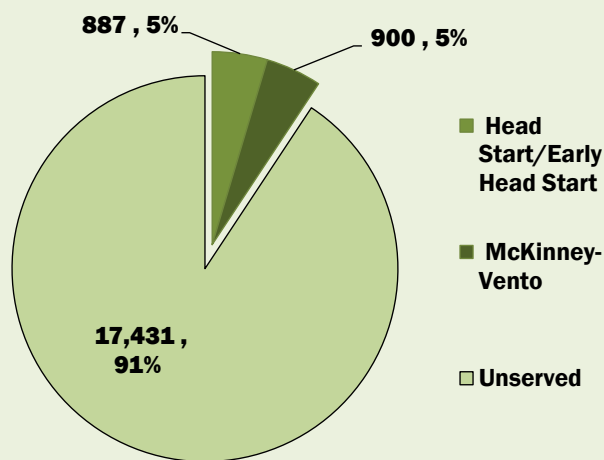


### Early Childhood Education for Children Experiencing Homelessness

#### Children under age 6 experiencing homelessness

**9%** served by Head Start/Early Head Start or McKinney-Vento funded ECE programs in 2019<sup>5</sup>

#### Virginia



### Related Factors

Families experiencing homelessness, whether chronic or episodic, often face other barriers to affordable housing. By understanding these related challenges, states can create sustainable and proactive policy solutions that better address homelessness in their communities.



**29%** of families with children under 18 have a high housing cost burden<sup>4</sup>



**8%** of children under age six had no resident parent in the U.S. labor force<sup>4</sup>

For detailed information on indicator definitions, data sources, and methodology, please see Appendix III.

**Notes:**

- McCoy-Roth, M., Mackintosh, B.B., & Murphey, D. (2012). When the bough breaks: The effects of homelessness on young children. Early Childhood Highlights, p. 3. <https://www.childtrends.org/wp-content/uploads/2012/02/2012-08EffectHomelessnessChildren.pdf>
- U.S. Census Bureau, Population Division. (June 2020). SC-EST2019-AGESEX-CIV: Annual Estimates of the Civilian Population by Single Year of Age and Sex for the United States and States: April 1, 2010 to July 1, 2019. <https://www.census.gov/data/tables/time-series/demo/popest/2010s-state-detail.html>
- Calculations by authors using methodology established by Bassuk, et al. (2014) and 2019 data from U.S. Department of Education and U.S. Department of Housing and Urban Development.
- Data from the Annie E. Casey Foundation KIDS COUNT data center.
- Data from U.S. Department of Education. (2020). *Consolidated State Performance Reports, Part I* and U.S. Department of Health and Human Services, Administration for Children and Families. Retrieved July 23 2020. *Program Information Reports*. Data on children under 6 experiencing homelessness served through Federally-funded child care & home visiting programs collected for the first time in 2017. Percentages in the pie chart may not sum to 100 because of rounding.



Early childhood experiences with homelessness have long lasting impacts on a child’s well-being. Access to educational services can help mitigate some of these negative effects.<sup>1</sup> Federally-funded early childhood education (ECE) programs are only able to serve a small portion of children who experience homelessness. Taking action to mitigate the impacts of early childhood homelessness is critical to ensuring all young children have the opportunity to thrive.

### Early Childhood Homelessness

#### Children under age 6

Total population<sup>2</sup>

**550,167**

Estimated number experiencing homelessness<sup>3</sup>

**37,623**

or

**1 in 15** children

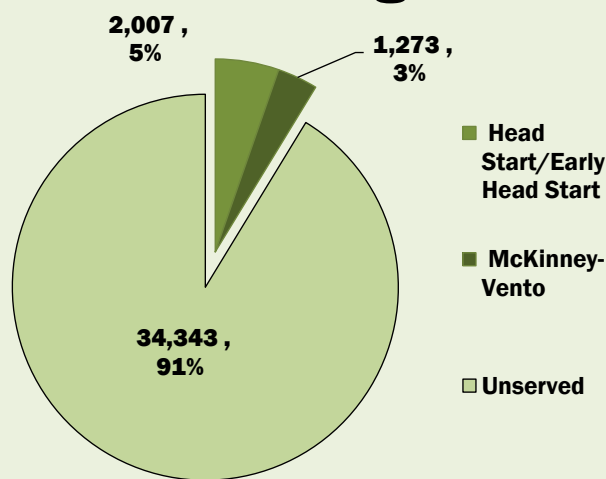


### Early Childhood Education for Children Experiencing Homelessness

#### Children under age 6 experiencing homelessness

**9%** served by Head Start/Early Head Start or McKinney-Vento funded ECE programs in 2019<sup>5</sup>

#### Washington



### Related Factors

Families experiencing homelessness, whether chronic or episodic, often face other barriers to affordable housing. By understanding these related challenges, states can create sustainable and proactive policy solutions that better address homelessness in their communities.



**30%** of families with children under 18 have a high housing cost burden<sup>4</sup>



**6%** of children under age six had no resident parent in the U.S. labor force<sup>4</sup>

For detailed information on indicator definitions, data sources, and methodology, please see Appendix III.

**Notes:**

- McCoy-Roth, M., Mackintosh, B.B., & Murphey, D. (2012). When the bough breaks: The effects of homelessness on young children. Early Childhood Highlights, p. 3. <https://www.childtrends.org/wp-content/uploads/2012/02/2012-08EffectHomelessnessChildren.pdf>
- U.S. Census Bureau, Population Division. (June 2020). SC-EST2019-AGESEX-CIV: Annual Estimates of the Civilian Population by Single Year of Age and Sex for the United States and States: April 1, 2010 to July 1, 2019. <https://www.census.gov/data/tables/time-series/demo/popest/2010s-state-detail.html>
- Calculations by authors using methodology established by Bassuk, et al. (2014) and 2019 data from U.S. Department of Education and U.S. Department of Housing and Urban Development.
- Data from the Annie E. Casey Foundation KIDS COUNT data center.
- Data from U.S. Department of Education. (2020). *Consolidated State Performance Reports, Part I* and U.S. Department of Health and Human Services, Administration for Children and Families. Retrieved July 23 2020. *Program Information Reports*. Data on children under 6 experiencing homelessness served through Federally-funded child care & home visiting programs collected for the first time in 2017. Percentages in the pie chart may not sum to 100 because of rounding.



Early childhood experiences with homelessness have long lasting impacts on a child's well-being. Access to educational services can help mitigate some of these negative effects.<sup>1</sup> Federally-funded early childhood education (ECE) programs are only able to serve a small portion of children who experience homelessness. Taking action to mitigate the impacts of early childhood homelessness is critical to ensuring all young children have the opportunity to thrive.

## Early Childhood Homelessness

### Children under age 6

Total population<sup>2</sup>

**112,986**

Estimated number experiencing homelessness<sup>3</sup>

**9,736**

or

**1** in **12** children

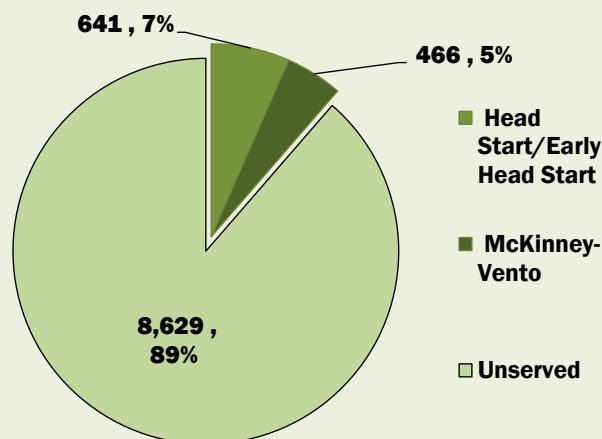


## Early Childhood Education for Children Experiencing Homelessness

### Children under age 6 experiencing homelessness

**11%** served by Head Start/Early Head Start or McKinney-Vento funded ECE programs in 2019<sup>5</sup>

### West Virginia



## Related Factors

Families experiencing homelessness, whether chronic or episodic, often face other barriers to affordable housing. By understanding these related challenges, states can create sustainable and proactive policy solutions that better address homelessness in their communities.



**24%** of families with children under 18 have a high housing cost burden<sup>4</sup>



**14%** of children under age six had no resident parent in the U.S. labor force<sup>4</sup>

For detailed information on indicator definitions, data sources, and methodology, please see Appendix III.

#### Notes:

- McCoy-Roth, M., Mackintosh, B.B., & Murphey, D. (2012). When the bough breaks: The effects of homelessness on young children. Early Childhood Highlights, p. 3. <https://www.childtrends.org/wp-content/uploads/2012/02/2012-08EffectHomelessnessChildren.pdf>
- U.S. Census Bureau, Population Division. (June 2020). SC-EST2019-AGESEX-CIV: Annual Estimates of the Civilian Population by Single Year of Age and Sex for the United States and States: April 1, 2010 to July 1, 2019. <https://www.census.gov/data/tables/time-series/demo/popest/2010s-state-detail.html>
- Calculations by authors using methodology established by Bassuk, et al. (2014) and 2019 data from U.S. Department of Education and U.S. Department of Housing and Urban Development.
- Data from the Annie E. Casey Foundation KIDS COUNT data center.
- Data from U.S. Department of Education. (2020). *Consolidated State Performance Reports, Part I* and U.S. Department of Health and Human Services, Administration for Children and Families. Retrieved July 23 2020. *Program Information Reports*. Data on children under 6 experiencing homelessness served through Federally-funded child care & home visiting programs collected for the first time in 2017. Percentages in the pie chart may not sum to 100 because of rounding.



Early childhood experiences with homelessness have long lasting impacts on a child’s well-being. Access to educational services can help mitigate some of these negative effects.<sup>1</sup> Federally-funded early childhood education (ECE) programs are only able to serve a small portion of children who experience homelessness. Taking action to mitigate the impacts of early childhood homelessness is critical to ensuring all young children have the opportunity to thrive.

### Early Childhood Homelessness

#### Children under age 6

Total population<sup>2</sup>


**398,733**

Estimated number experiencing homelessness<sup>3</sup>

**16,537**

or

**1 in 24** children

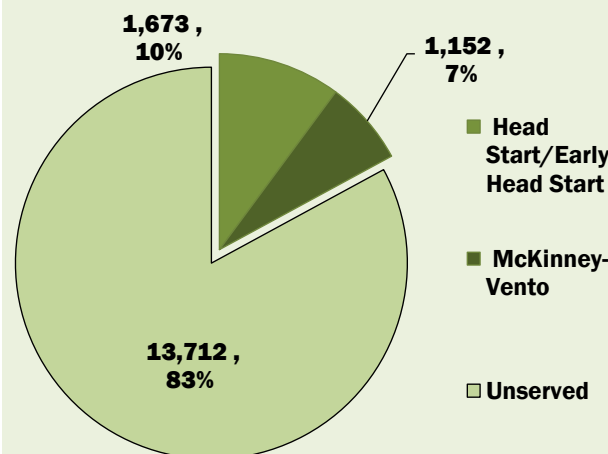


### Early Childhood Education for Children Experiencing Homelessness

#### Children under age 6 experiencing homelessness

**17%** served by Head Start/Early Head Start or McKinney-Vento funded ECE programs in 2019<sup>5</sup>

#### Wisconsin



### Related Factors

Families experiencing homelessness, whether chronic or episodic, often face other barriers to affordable housing. By understanding these related challenges, states can create sustainable and proactive policy solutions that better address homelessness in their communities.



**23%** of families with children under 18 have a high housing cost burden<sup>4</sup>



**6%** of children under age six had no resident parent in the U.S. labor force<sup>4</sup>

For detailed information on indicator definitions, data sources, and methodology, please see Appendix III.

**Notes:**

- McCoy-Roth, M., Mackintosh, B.B., & Murphey, D. (2012). When the bough breaks: The effects of homelessness on young children. Early Childhood Highlights, p. 3. <https://www.childtrends.org/wp-content/uploads/2012/02/2012-08EffectHomelessnessChildren.pdf>
- U.S. Census Bureau, Population Division. (June 2020). SC-EST2019-AGESEX-CIV: Annual Estimates of the Civilian Population by Single Year of Age and Sex for the United States and States: April 1, 2010 to July 1, 2019. <https://www.census.gov/data/tables/time-series/demo/popest/2010s-state-detail.html>
- Calculations by authors using methodology established by Bassuk, et al. (2014) and 2019 data from U.S. Department of Education and U.S. Department of Housing and Urban Development.
- Data from the Annie E. Casey Foundation KIDS COUNT data center.
- Data from U.S. Department of Education. (2020). *Consolidated State Performance Reports, Part I* and U.S. Department of Health and Human Services, Administration for Children and Families. Retrieved July 23 2020. *Program Information Reports*. Data on children under 6 experiencing homelessness served through Federally-funded child care & home visiting programs collected for the first time in 2017. Percentages in the pie chart may not sum to 100 because of rounding.



Early childhood experiences with homelessness have long lasting impacts on a child’s well-being. Access to educational services can help mitigate some of these negative effects.<sup>1</sup> Federally-funded early childhood education (ECE) programs are only able to serve a small portion of children who experience homelessness. Taking action to mitigate the impacts of early childhood homelessness is critical to ensuring all young children have the opportunity to thrive.

### Early Childhood Homelessness

#### Children under age 6

Total population<sup>2</sup>

**42,283**

Estimated number experiencing homelessness<sup>3</sup>

**1,708**

or

**1 in 25** children

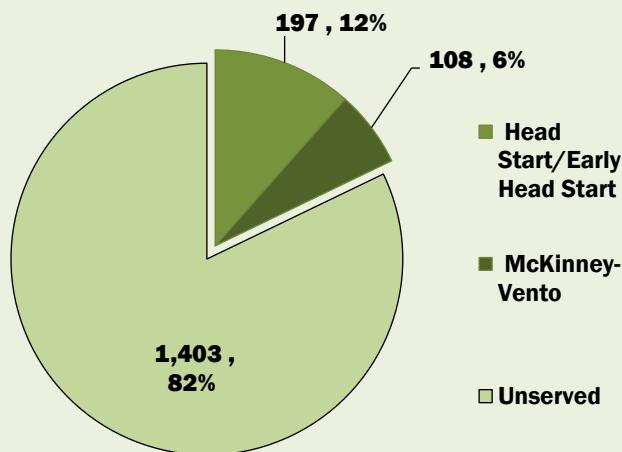


### Early Childhood Education for Children Experiencing Homelessness

Children under age 6 experiencing homelessness

**18%** served by Head Start/Early Head Start or McKinney-Vento funded ECE programs in 2019<sup>5</sup>

#### Wyoming



### Related Factors

Families experiencing homelessness, whether chronic or episodic, often face other barriers to affordable housing. By understanding these related challenges, states can create sustainable and proactive policy solutions that better address homelessness in their communities.



**20%** of families with children under 18 have a high housing cost burden<sup>4</sup>



**7%** of children under age six had no resident parent in the U.S. labor force<sup>4</sup>

For detailed information on indicator definitions, data sources, and methodology, please see Appendix III.

**Notes:**

- McCoy-Roth, M., Mackintosh, B.B., & Murphey, D. (2012). When the bough breaks: The effects of homelessness on young children. Early Childhood Highlights, p. 3. <https://www.childtrends.org/wp-content/uploads/2012/02/2012-08EffectHomelessnessChildren.pdf>
- U.S. Census Bureau, Population Division. (June 2020). SC-EST2019-AGESEX-CIV: Annual Estimates of the Civilian Population by Single Year of Age and Sex for the United States and States: April 1, 2010 to July 1, 2019. <https://www.census.gov/data/tables/time-series/demo/popest/2010s-state-detail.html>
- Calculations by authors using methodology established by Bassuk, et al. (2014) and 2019 data from U.S. Department of Education and U.S. Department of Housing and Urban Development.
- Data from the Annie E. Casey Foundation KIDS COUNT data center.
- Data from U.S. Department of Education. (2020). *Consolidated State Performance Reports, Part I* and U.S. Department of Health and Human Services, Administration for Children and Families. Retrieved July 23 2020. *Program Information Reports*. Data on children under 6 experiencing homelessness served through Federally-funded child care & home visiting programs collected for the first time in 2017. Percentages in the pie chart may not sum to 100 because of rounding.



## Appendix I: Data Sources and Methodology

*Early Childhood Homelessness State Profiles: 2018-19* compiles data from multiple sources to provide policymakers and practitioners with information on the extent of early childhood homelessness and the availability of federally funded early childhood education for young children experiencing homelessness across the United States. It also includes information about related economic factors that create barriers to stable, affordable housing for families.

### Data Sources

All data contained in this report are publicly available. Unless otherwise noted in the *Methodology* section below, data are from 2018 to 2019<sup>21</sup> and refer specifically to children under the age of six. Data for the profiles were drawn from the following sources:

The Annie E. Casey Foundation, KIDS COUNT data center. *Children living in households with a high housing cost burden*. Retrieved national data from <https://datacenter.kidscount.org/data/tables/7244-children-living-in-households-with-a-high-housing-cost-burden#detailed/1/any/false/37,871,870,573,869,36,868,867,133,38/any/14287,14288>, state data from <https://datacenter.kidscount.org/data/tables/7244-children-living-in-households-with-a-high-housing-cost-burden#detailed/2/2-53/false/37,871,870,573,869,36,868,867,133,38/any/14287,14288>

The Annie E. Casey Foundation, KIDS COUNT data center. *Children under age six with no resident parent in the labor force in the United States*. Retrieved national data from <https://datacenter.kidscount.org/data/tables/5056-children-under-age-6-with-no-parent-in-the-labor-force?loc=1&loct=1#detailed/1/any/false/37,871,870,573,869,36,868,867,133,38/any/11470,11471>, state data from <https://datacenter.kidscount.org/data/tables/5056-children-under-age-6-with-no-parent-in-the-labor-force?loc=1&loct=1#detailed/2/2-53/false/37,871,870,573,869,36,868,867,133,38/any/11470,11471>

U.S. Census Bureau, Population Division. *Annual Estimates of the Civilian Population by Single Year of Age and Sex for the United States and States: April 1, 2010, to July 1, 2019*. Retrieved from <https://www.census.gov/data/tables/time-series/demo/popest/2010s-state-detail.html>

U.S. Department of Education. *Homeless children and youth served by McKinney-Vento subgrants—Ages birth through 2: from 2018-19*. To request data files, contact EDFacts Support: <https://www2.ed.gov/about/inits/ed/edfacts/eden/contacts.html>

---

<sup>21</sup> Data from the KIDS COUNT Data Center and the U.S. Census Bureau are reported for the calendar year rather than for the school year.

U.S. Department of Education. *Total number of homeless students enrolled in LEAs with or without McKinney-Vento subgrants – Total: 2018-19*. To request data files, contact EDFacts Support: <https://www2.ed.gov/about/inits/ed/edfacts/eden/contacts.html>

U.S. Department of Education. *Total number of homeless students enrolled in LEAs with or without McKinney-Vento subgrants – Ages 3 to 5: 2018-19*. To request data files, contact EDFacts Support: <https://www2.ed.gov/about/inits/ed/edfacts/eden/contacts.html>

U.S. Department of Education. *Total number of homeless students served by McKinney-Vento subgrants – Ages 3 to 5: 2018-19*. To request data files, contact EDFacts Support: <https://www2.ed.gov/about/inits/ed/edfacts/eden/contacts.html>

U.S. Department of Health and Human Services, Administration for Children and Families, Office of Head Start. (2019). *Program information report: Total number of children experiencing homelessness that were served during the enrollment year*. To request data files, contact the Office of Head Start: <https://www.acf.hhs.gov/ohs>

## Methodology

This report follows five previous volumes of the *Early Childhood Homelessness State Profiles* prepared by HHS (January 2016 & June 2017<sup>22</sup>) and by ED (December 2018,<sup>23</sup> June 2019,<sup>24</sup> & February 2020<sup>25</sup>). In each volume, reported data was gathered from the data sources outlined above, or calculated using previously established strategies. The following sections provide additional detail about the methodology for each variable reported in the profiles.

### Early Childhood Homelessness

The number of children under age six in each state was calculated using single year of age population estimates from the U.S. Census Bureau, Population Estimate Program.<sup>26</sup>

---

<sup>22</sup> The 2016 and 2017 reports prepared by ACF are no longer available online.

<sup>23</sup> 2018 Report: <https://www2.ed.gov/rschstat/eval/disadv/homeless/early-childhood-homelessness-state-profiles.pdf>

<sup>24</sup> 2019 Report: <https://www2.ed.gov/rschstat/eval/disadv/homeless/early-childhood-homelessness-state-profiles-2019.pdf>

<sup>25</sup> 2020 Report: <https://www2.ed.gov/rschstat/eval/disadv/homeless/early-childhood-homelessness-state-profiles-2020.pdf>

<sup>26</sup> U.S. Census Bureau, Population Division. (June 2020). SC-EST2019-AGESEX-CIV: Annual Estimates of the Civilian Population by Single Year of Age and Sex for the United States and States: April 1, 2010, to July 1, 2019. <https://www.census.gov/data/tables/time-series/demo/popest/2010s-state-detail.html>

There are few existing estimates of the number of children under age six experiencing homelessness in the United States, and existing estimates may significantly underestimate this population. Data from ED’s Education for Homeless Children and Youth Program are among the most comprehensive sources of data on children under 18 experiencing homelessness in the United States because state and local educational agencies (LEAs) are required to identify and report the number of children who are experiencing homelessness in their service areas.

However, these data may not include all children experiencing homelessness under age three, and they most commonly refer to children in the LEA-administered early childhood programs. Thus, these numbers could underestimate at a statistically significant level the prevalence of homelessness in the early childhood period.

To better estimate the total population of children under age six who experience homelessness, the state profiles adopt the methodology used by the National Center for Family Homelessness in America’s Youngest Outcasts: A Report Card on Child Homelessness<sup>27</sup> (Bassuk et al., 2014). Broadly speaking, this methodology leverages ED’s comprehensive data on the number of children in grades K-12 experiencing homelessness to estimate early childhood homelessness. This research estimated that about half (49.2 percent) of all children experiencing sheltered homelessness in 2018 were under age six (HUD, 2020).<sup>28</sup> This methodology assumes that ED’s count of children in grades K-12 experiencing homelessness represents 50.8 percent of the overall population of children experiencing homelessness. The calculation uses this proportion to estimate the number of children under age six experiencing homelessness nationally and in each state.

For example, for 2018-19, ED’s data demonstrate that **1,339,709** children in grades K-12 experienced homelessness nationwide in 2018-19. This figure does not include children ages three to five who are enrolled in public preschool, but who are not yet in kindergarten.

The number of children in grades K-12 experiencing homelessness is divided by **.508** to estimate the total number of children under age 18 experiencing homelessness nationwide:

$$1,297,513 / .508 = 2,637,222$$

---

<sup>27</sup> <https://www.air.org/sites/default/files/downloads/report/Americas-Youngest-Outcasts-Child-Homelessness-Nov2014.pdf>

<sup>28</sup> The January 2016 edition of the state profiles estimated that 51 percent of all children experiencing homelessness are under age 6 based on data using different research. Thus, the data presented in the 2017, 2018, 2019, and 2020 editions of the state profiles should not be directly compared with data in the January 2016 report.



We then multiply this estimate of the total number of children experiencing homelessness by **.492** to approximate the number of children under age six experiencing homelessness nationwide in 2018-19:

$$2,637,222 \times .492 = 1,297,513$$

While data calculated using this Bassuk et al. (2014) model comes closer to conveying the extent of early childhood homelessness than some other estimates, it should be viewed as conservative. Bassuk and colleagues outline several limitations that suggest the estimates remain an undercount. While all school districts are required to report data on the enrollment of children experiencing homelessness to the Federal government, not all school districts are able to provide them. Where data is available, stigma or embarrassment surrounding homelessness may discourage some children and families from sharing their housing status with their local school. Further, the ED data only represents children who are enrolled in public schools.

To calculate the portion of children under age six experiencing homelessness in each state, the estimated number of children under age six experiencing homelessness is divided by the total population of children under age six in each state.

### Early Childhood Education for Children Experiencing Homelessness

The number of young children and families experiencing homelessness enrolled in Head Start/Early Head Start, including the Migrant and American Indian and Alaska Native programs, is reported each year to the Office of Head Start directly by Head Start grantees. These figures are available online through the *Head Start Program Information Report* database and represent a full program year. The national estimate of children experiencing homelessness served by Head Start/Early Head Start includes programs in U.S. territories.

The number of young children served by McKinney-Vento subgrants to school districts is collected through the *Consolidated State Performance Report, Part I*. Data on the number of children served by a McKinney-Vento subgrant is submitted by school districts and includes children under age six. Estimates of the number of children served are likely conservative because some states do not require school districts to report data on the number of children under age three who are served by McKinney-Vento subgrants.

To calculate the portion of children under age six experiencing homelessness that are served by federally funded early childhood education (ECE) programs, we added the number served by Head Start programs and McKinney-Vento subgrants and divided by the estimated number of children under age six experiencing homelessness, rounding to the nearest percentage point. We then used the proportion of children served to estimate the proportion of children **not** served by either of the programs. It is possible that this total includes some duplicates (children

served by both programs), though we would expect duplicates to be relatively few because LEAs comprise a minority of Head Start grantees nationwide.

These estimates do not account for young children experiencing homelessness served through Child Care and Development Fund (CCDF, subsidized child care) and the Individuals with Disabilities Education Act (IDEA) Part C, and IDEA's Part B section 619 programs (early intervention, special education, and related services for infants, toddlers, and preschool children with disabilities) because these data are not currently available but will be collected in future years. We expect that the CCDF program will begin reporting data on the number of young children experiencing homelessness served in future years; integrating these data into future reports will further refine estimates of the proportion of children served and not served by federally funded early care and education programs.

### Related Factors

Data for the *Related Factors* section were drawn directly from the Annie E. Casey Foundation's KIDS COUNT Data Center.

The percentage of families experiencing a high housing cost burden includes all families with a child under age 18. A high housing cost burden is defined as a family that spends 30 percent or more of monthly income on housing costs.

The percentage of children under age six with no parent in the U.S. labor force is defined as the percentage of young children under age six whose resident parents are not in the civilian labor force.

### References

Bassuk, E. L., DeCandia, C. J., Beach, C. A., & Berman, F. (2014). *America's youngest outcasts: A report card on child homelessness*. Newton Centre, MA: American Institutes for Research. Retrieved from: <https://www.air.org/sites/default/files/downloads/report/Americas-Youngest-Outcasts-Child-Homelessness-Nov2014.pdf>

U.S. Department of Housing and Urban Development. (2020). *2018 annual homeless assessment report, part 2: Estimates of homelessness in the U.S.* Retrieved from <https://www.huduser.gov/portal/sites/default/files/pdf/2018-AHAR-Part-2.pdf>

## Appendix II: Federal Definitions of Homelessness

Homelessness is defined in different ways depending on the respective Federal law. Below are Federal definitions and key terms that are used when talking about “homeless children and youths.”

### ***McKinney-Vento Homeless Assistance Act* Definition of “Homeless Children and Youths”**

Federal programs operated under the following laws use the *McKinney-Vento Homeless Assistance Act* definition of “homeless children and youths” found in section 725(2) of the Act (42 U.S.C. § 11434a(2)), to determine services for homeless children, including:

- the *Elementary and Secondary Education Act of 1965*,
- the *Individuals with Disabilities Education Act (IDEA)*, and
- the *Head Start Act*.

Under section 725(2) of the Act (42 U.S.C. § 11434a(2)), the term “homeless children and youths”—

- A. means individuals who lack a fixed, regular, and adequate nighttime residence (within the meaning of section 103(a)(1) of the McKinney-Vento Homeless Assistance Act); and
- B. includes—
  - i. children and youths who are sharing the housing of other persons due to loss of housing, economic hardship, or a similar reason; are living in motels, hotels, trailer parks, or camping grounds due to the lack of alternative adequate accommodations; are living in emergency or transitional shelters; or are abandoned in hospitals;<sup>29</sup>
  - ii. children and youths who have a primary nighttime residence that is a public or private place not designed for or ordinarily used as a regular sleeping accommodation for human beings (within the meaning of section 103(a)(2)(C) of the McKinney-Vento Homeless Assistance Act);

---

<sup>29</sup> “Awaiting foster care placement” was deleted from the definition of “homeless children and youths” during reauthorization of the *McKinney-Vento Homeless Assistance Act* in 2015. For “covered” states (i.e., those that have a statutory law that defines or describes the phrase “awaiting foster care placement” for purposes of a program under Subtitle VII-B of the McKinney-Vento Homeless Assistance Act), the effective date for this change was December 10, 2017. For non-covered states, the effective date for this change was December 10, 2016.

- iii. children and youths who are living in cars, parks, public spaces, abandoned buildings, substandard housing, bus or train stations, or similar settings; and
- iv. migratory children (as such term is defined in section 1309 of the Elementary and Secondary Education Act of 1965) who qualify as homeless for the purposes of this subtitle because the children are living in circumstances described in clauses (i) through (iii).

### ***Homeless Emergency Assistance and Rapid Transition to Housing Act of 2009 (“HEARTH Act”) Definition of “Homeless”***

Among other things, the *Homeless Emergency Assistance and Rapid Transition to Housing Act* of 2009 modified the definition of “homeless” used by the U.S. Department of Housing and Urban Development (HUD). See 42 U.S.C. § 11302. The current definition of “homeless” used by HUD, as reflected in 24 C.F.R. § 583.5, is:

- 1) An individual or family who lacks a fixed, regular, and adequate nighttime residence, meaning:
  - i) An individual or family with a primary nighttime residence that is a public or private place not designed for or ordinarily used as a regular sleeping accommodation for human beings, including a car, park, abandoned building, bus or train station, airport, or camping ground;
  - ii) An individual or family living in a supervised publicly or privately-operated shelter designated to provide temporary living arrangements (including congregate shelters, transitional, and hotels and motels paid for by charitable organizations or by Federal, state, or local government programs for low-income individuals); or
  - iii) An individual who is exiting an institution where he or she resided for 90 days or less and who resided in an emergency shelter or place not meant for human habitation immediately before entering that institution;
- 2) An individual or family who will imminently lose their primary nighttime residence, provided that:
  - i) The primary nighttime residence will be lost within 14 days of the date of application for homeless assistance;
  - ii) No subsequent residence has been identified; and
  - iii) The individual or family lacks the resources or support networks, e.g., family, friends, faith-based, or other social networks, needed to obtain other permanent housing;

- 3) Unaccompanied youth under 25 years of age, or families with children and youth, who do not otherwise qualify as homeless under this definition, but who:
  - i) Are defined as homeless under section 387 of the *Runaway and Homeless Youth Act* (42 U.S.C. § 5732a), section 637 of the *Head Start Act* (42 U.S.C. § 9832), section 41403 of the *Violence Against Women Act of 1994* (42 U.S.C. § 14043e-2), section 330(h) of the *Public Health Service Act* (42 U.S.C. § 254b(h)), section 3 of the *Food and Nutrition Act of 2008* (7 U.S.C. § 2012), section 17(b) of the *Child Nutrition Act of 1966* (42 U.S.C. § 1786(b)), or section 725 of the *McKinney-Vento Homeless Assistance Act* (42 U.S.C. § 11434a);
  - ii) Have not had a lease, ownership interest, or occupancy agreement in permanent housing at any time during the 60 days immediately preceding the date of application for homeless assistance;
  - iii) Have experienced persistent instability as measured by two moves or more during the 60-day period immediately preceding the date of applying for homeless assistance; and
  - iv) Can be expected to continue in such status for an extended period of time because of chronic disabilities, chronic physical health or mental health conditions, substance addiction, histories of domestic violence or childhood abuse (including neglect), the presence of a child or youth with a disability, or two or more barriers to employment, which include the lack of a high school degree or General Education Development (GED), illiteracy, low English proficiency, a history of incarceration or detention for criminal activity, and a history of unstable employment; or
- 4) Any individual or family who:
  - i) Is fleeing, or is attempting to flee, domestic violence, dating violence, sexual assault, stalking, or other dangerous or life-threatening conditions that relate to violence against the individual or a family member, including a child, that has either taken place within the individual's or family's primary nighttime residence or has made the individual or family afraid to return to their primary nighttime residence;
  - ii) Has no other residence; and
  - iii) Lacks the resources or support networks, e.g., family, friends, and faith-based, or other social networks, to obtain other permanent housing.

## Appendix III: Federally Funded Early Childhood Programs

### Head Start

<https://eclkc.ohs.acf.hhs.gov/>

Head Start, administered by the U.S. Department of Health and Human Services (HHS) through the Office of Head Start at the Administration for Children and Families (ACF), is a comprehensive child development program that serves children from birth to age five, pregnant women, and their families. It is a child-focused, multi-generational program with the overall goal of increasing the school readiness of young children in low-income families. The children of families experiencing homelessness are categorically eligible for Head Start and are identified and prioritized for enrollment.

Head Start and Early Head Start provide children and their families with services related to education; nutrition; developmental, medical, and dental screenings; immunizations; mental health and social services referrals; family engagement; and in some cases transportation. Head Start was reauthorized by the *Improving Head Start for School Readiness Act* of 2007 (Public Law 110-134). In this reauthorization, age-eligible children whose families are determined to be homeless are categorically eligible for Head Start and Early Head Start programs. Many Head Start grantees serve families experiencing homelessness through home-based and center-based programs, both of which provide many supportive services to children and families regardless of their living circumstances.

### Child Care and Development Fund

<https://www.acf.hhs.gov/occ/data-0>

The Child Care and Development Fund (CCDF), administered by HHS through the Office of Child Care (OCC) at the ACF, awards grants to states, territories, and tribes to provide child care subsidies for low-income working families and to fund quality improvement activities such as professional development for child care providers. Subsidized child care services are available to eligible families through certificates (vouchers), or grants and contracts with providers. Approximately 1.3 million children receive a child care subsidy from the CCDF program every month. As a block grant, this program offers states, territories, and tribes significant flexibility in designing their CCDF policies, including the ability to define eligibility and prioritize resources. OCC encourages states to leverage this flexibility to offer access to the most vulnerable populations, including families experiencing homelessness.

On November 19, 2014, the President signed into law the *Child Care and Development Block Grant (CCDBG) Act* of 2014, which reauthorized the CCDF. This reauthorization of CCDF

included significant changes in defining health and safety requirements for child care providers, outlining family-friendly eligibility policies, expanding quality improvement efforts, and ensuring parents and the public have transparent information about the child care choices available to them. One of these changes required states to report whether children receiving CCDF assistance are children experiencing homelessness, using the *McKinney-Vento Homeless Assistance Act* definition of homelessness.<sup>30</sup> Collecting this data will be important for tracking performance on serving children and families who are experiencing homelessness.

### **Maternal, Infant, and Early Childhood Home Visiting**

<https://mchb.hrsa.gov/maternal-child-health-initiatives/home-visiting-overview>

The Maternal, Infant, and Early Childhood Home Visiting (MIECHV) Program, administered by the Health Resources and Services Administration (HRSA) in partnership with the ACF, supports voluntary, evidence-based home visiting programs for at-risk pregnant women and parents with children up to kindergarten entry. The MIECHV program was initially created in 2010 under the Patient Protection and Affordable Care Act (Public Law 111-148) and provides grants to states, tribes, and territories to establish programs that:

- Improve maternal and child health
- Prevent child abuse and neglect
- Promote positive parenting
- Support child development

These aims are achieved through regular meetings between a family and a trained professional or paraprofessional in the family’s home. In FY 2018, the MIECHV Program served all 50 states, the District of Columbia, and five U.S. territories. Among the 55 awardees with available data, the Program served approximately 150,000 parents and children. In FY 2018, MIECHV awardees reported serving 2,261 adult participants experiencing homelessness. This accounts for approximately 3 percent of all adult participants served.

In 2019 HRSA awarded approximately \$351 million in funding to 56 states, territories, and nonprofit organizations. Awardees must invest the majority of funds received to implement

---

<sup>30</sup> While the *Improving Head Start for School Readiness Act* implemented by the U.S. Department of Health and Human Services relies on the McKinney-Vento Homeless Assistance Act definition of “homeless children and youths” found in section 725(2) of the Act (42 U.S.C. § 11434a(2)), the Child Care and Development Fund (CCDF) regulations also require its Lead Agencies to use the McKinney-Vento definition.

evidence-based home visiting models with up to 25 percent of funding available to support the implementation and evaluation of promising approaches.

### **The Education for Homeless Children and Youths program under the *McKinney-Vento Homeless Assistance Act***

<https://www2.ed.gov/programs/homeless/index.html>

Subtitle VII-B of the *McKinney-Vento Homeless Assistance Act* offers support for states, tribes, and outlying areas to ensure that children and youth experiencing homelessness have equal access to a free and appropriate public education. The *McKinney-Vento Homeless Assistance Act* was initially passed in 1987 and was most recently amended through the *Every Student Succeeds Act* in 2015. The program is administered by the U.S. Department of Education (ED).

In 2018–19, the Education for Homeless Children and Youths Program received \$85 million in Federal funding. Each year, ED allocates formula grants to states based on their share of Title I, Part A; the Bureau of Indian Affairs and outlying areas also receive funds. In turn, each state must distribute at least 75 percent<sup>31</sup> of its grant to local educational agencies (LEAs) to facilitate educational success for children and youth experiencing homelessness through a competitive subgrant process.

LEAs may use subgrant funds for activities such as collaboration with other local entities and resolving challenges related to transportation, school records, and residency requirements. In each state, program funds also support a coordination office to monitor the needs of children and youth experiencing homelessness.<sup>32</sup>

---

<sup>31</sup> Under section 722(e)(1) of the McKinney-Vento Homeless Assistance Act (42 U.S.C. § 11432(e)(1)), states funded at the minimum level must distribute not less than 50 percent in subgrants to LEAs.

<sup>32</sup> For more information, see: <https://www2.ed.gov/programs/homeless/ehcyprogramprofile.pdf>.





[www.ed.gov](http://www.ed.gov)