



Office of English Language Acquisition (OELA)

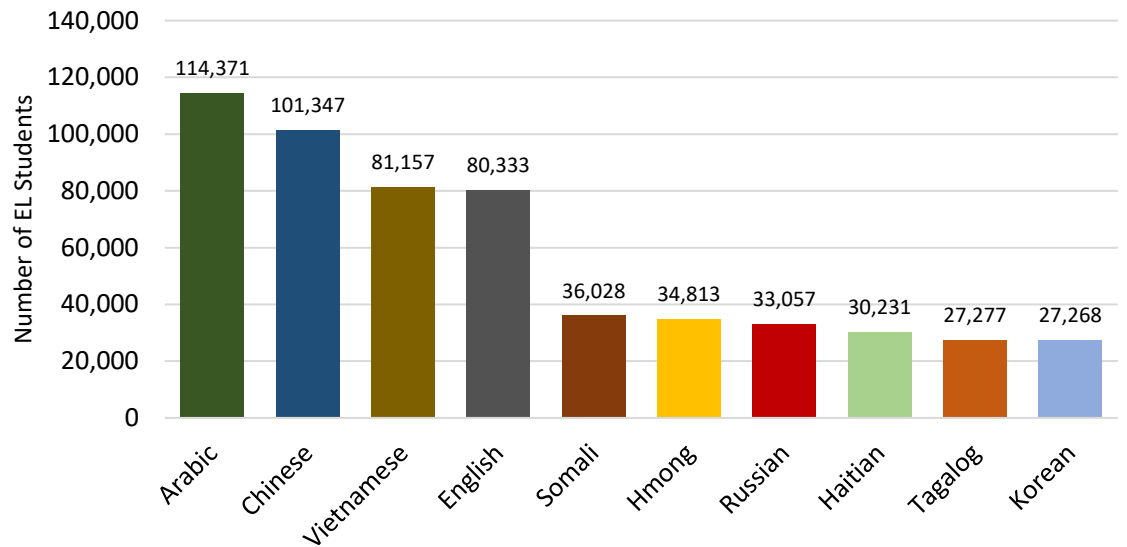
English Learners (ELs)

Who are Arab Americans

Fact

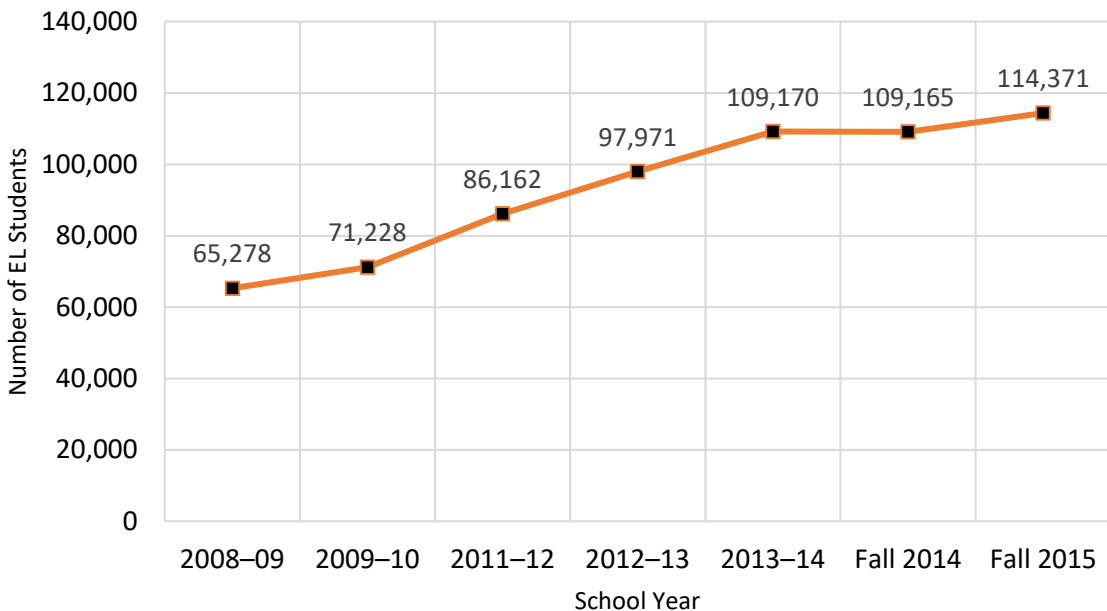
Arabic was the most common language, after Spanish, spoken by ELs in SY 2015–16, followed by Chinese.

Most Common Languages Spoken by EL Students K–12 (Excluding Spanish)



SOURCE: U.S. Department of Education, National Center for Education Statistics, 2015 "English Language Learners in Public Schools," Retrieved from https://nces.ed.gov/programs/digest/d17/tables/dt17_204.27.asp

Numbers of Reported Arabic-Speaking EL Students: SY 2008–09 through Fall 2015



Fact

Since SY 2008–09, the number of Arabic-speaking EL students increased by roughly 75 percent, or over 49,000 students.

SOURCE: U.S. Department of Education, National Center for Education Statistics, 2008–09 through 2015–16 "State Nonfiscal Survey of Public Elementary and Secondary Education," Retrieved from <https://nces.ed.gov/programs/digest/d17/tables/xls/tabn204.27.xls>

Fact

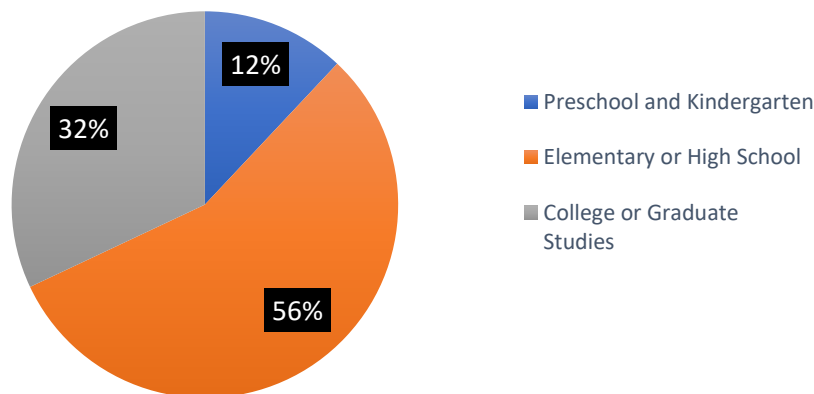
Michigan has the highest concentration of Arabic-speaking EL students at 26.3 percent, more than double Maine’s concentration, which is ranked the second highest at 11.4 percent.

States Ranked from Highest to Lowest in Reported Numbers of Arabic-Speaking EL Students Where Arabic is a Top 5 Spoken Language, SY 2012–13

State	Number of EL Students	Number Speaking Arabic	Percentage Speaking Arabic
Michigan	80,958	21,311	26.3
Maine	5,464	625	11.4
West Virginia	2,416	255	10.6
Louisiana	15,493	1,031	6.7
Tennessee	32,250	2,002	6.2
New Hampshire	4,372	259	5.9
Virginia	99,897	5,387	5.4
North Dakota	3,275	176	5.4
Ohio	45,269	2,291	5.1
Kentucky	20,224	882	4.4
Mississippi	7,739	323	4.2
Missouri	27,071	1,010	3.7
New York	237,499	8,762	3.7
Pennsylvania	52,054	1,919	3.7
New Jersey	61,631	2,137	3.5
Nebraska	18,500	613	3.3
Illinois	190,172	5,322	2.8
Alabama	19,749	527	2.7
Connecticut	31,698	778	2.5
Indiana	52,183	1,076	2.1

SOURCE: U.S. Department of Education. (2014, October 14). *SY 2012–2013 consolidated state performance reports part I*. Retrieved from <https://www2.ed.gov/admins/lead/account/consolidated/sy12-13part1/index.html>

Education Level of School-Age Arab-Americans



Fact

Of the school-age population, 12 percent of Arab-Americans are in preschool and kindergarten, 56 percent are in elementary or high school, and 32 percent are enrolled in college or undertaking graduate studies.

SOURCE: Arab American Institute Foundation. (n.d.). *Quick facts about Arab Americans*. Retrieved from <https://d3n8a8pro7vhm.cloudfront.net/aai/pages/9843/attachments/original/1432919063/quickfacts.pdf?1432919063>

LEADERSHIP



José A. Viana
Assistant Deputy Secretary and Director
Office of English Language Acquisition

Supreet Anand
Deputy Director
Office of English Language Acquisition

400 MARYLAND AVE. SW • WASHINGTON, DC 20202 • ASKNCELA@MANHATTANSTRATEGY.COM