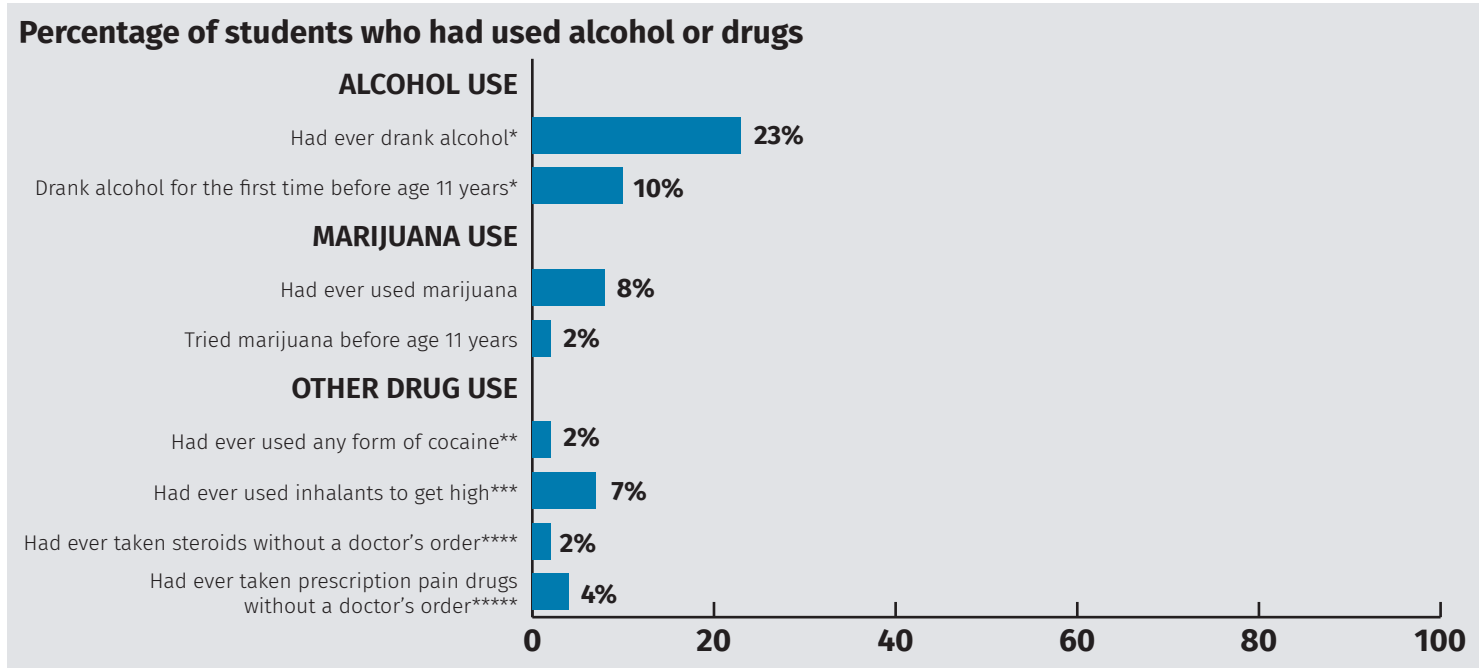




# Alcohol and Drug Use

## How large is the problem?

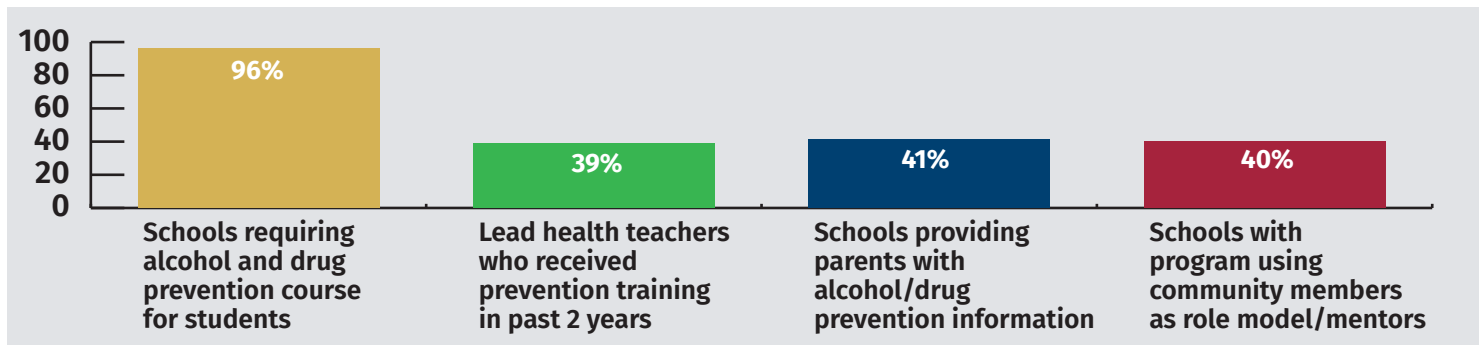
The 2017 West Virginia Youth Risk Behavior Survey revealed the following rates of alcohol and drug use behaviors reported by WV middle school students (below).



Notes: \*Other than a few sips; \*\*Such as powder, crack, or freebase; \*\*\*Sniffed glue, breathed the contents of aerosol spray cans, or inhaled paints or sprays; \*\*\*\*Pills or shots; \*\*\*\*\*Such as OxyContin, Percocet, Vicodin, codeine, Adderall, Ritalin, or Xanax

## What is being done to address the problem?

Solutions focus on improving alcohol and drug prevention education and creating healthier school environments. The 2016 West Virginia School Health Profiles indicated the percentages of WV middle schools that implemented the following policies and practices (below).



Data Sources: West Virginia Department of Education, 2017 Youth Risk Behavior Survey, 2016 School Health Profiles

This publication was supported by Cooperative Agreement Number 1U87PS004130 from the Centers for Disease Control and Prevention. Its contents are solely the responsibility of the authors and do not necessarily represent the official views of the Centers for Disease Control and Prevention.



# Bullying and Suicidal Behaviors

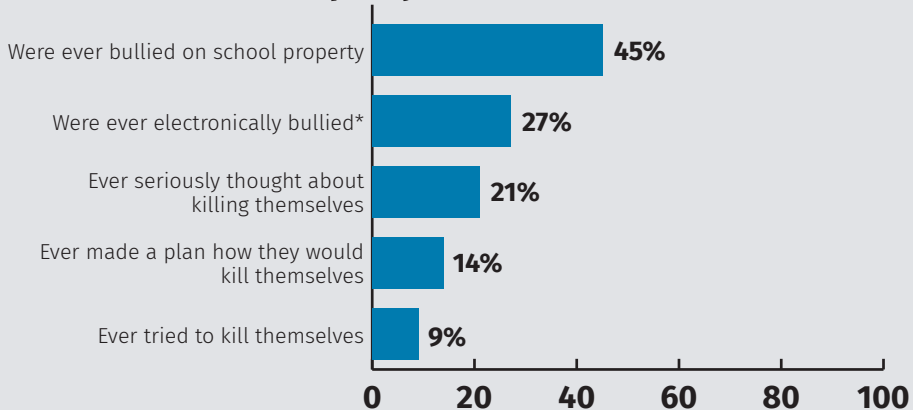
## How large is the problem?

The 2017 West Virginia Youth Risk Behavior Survey revealed the following rates of bullying and suicidal behaviors reported by WV middle school students (right).

## What is being done to address the problem?

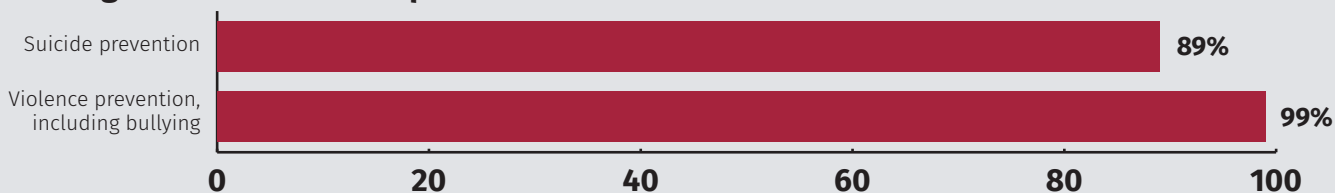
Solutions focus on improving health education, increasing family and community involvement, and creating healthier school environments. The 2016 West Virginia School Health Profiles indicated the percentages of WV middle schools that implemented the following policies and practices (below).

### Percentage of students who reported experiencing bullying or suicidal behavior in the past year



Note: \*Through e-mail, chat rooms, instant messaging, web sites, or texting

### Percentage of schools with required courses in...

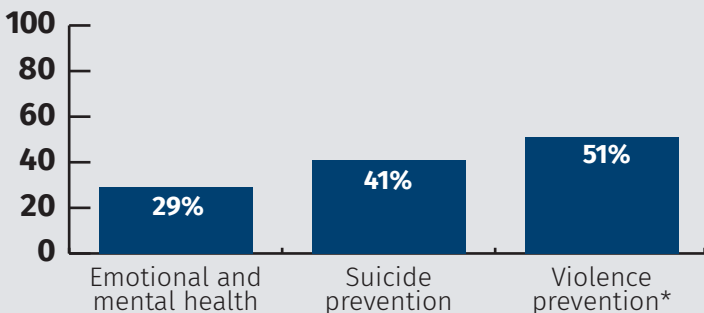


Regarding family and community involvement, 68% of schools provided parents and families with information on prevention of student bullying and sexual harassment including electronic aggression; 40% participated in a program in which family or community members serve as role models to students or mentor students.

### Percentage of schools with the following supports in the school environment

- 54% had prevention programs to address bullying and sexual harassment, including electronic aggression, among all students
- 94% had staff who received professional development on preventing, identifying, and responding to student bullying and sexual harassment that takes place in person or via electronic media
- 98% had a designated staff member to whom students can confidentially report student bullying and sexual harassment, including by use of electronic media
- 95% used electronic, paper, or oral communication to publicize and disseminate policies, rules, or regulations on bullying and sexual harassment, including by use of electronic media
- 56% had a club that gives students opportunities to learn about people different from themselves, such as students with disabilities, homeless youth, or people from different cultures

### Percentage of lead health teachers receiving professional development in...



Note: \*Including bullying, fighting, or dating violence prevention



# Dietary Behaviors

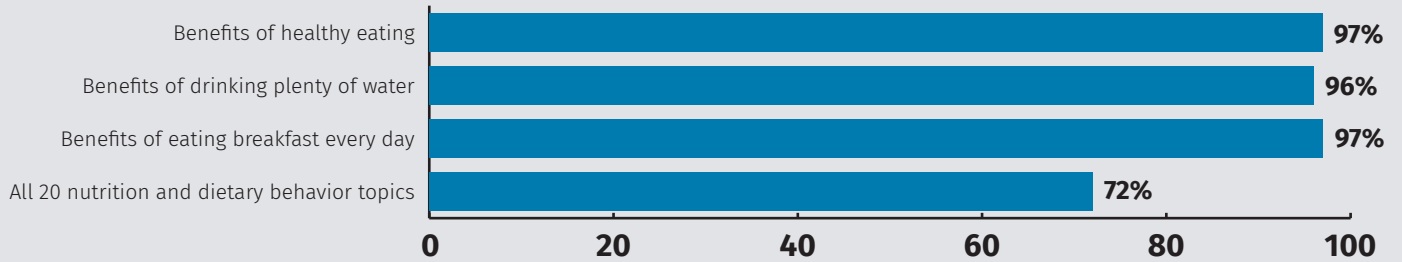
## How large is the problem?

The 2017 West Virginia Youth Risk Behavior Survey revealed that 9% of WV middle school students do not eat breakfast.

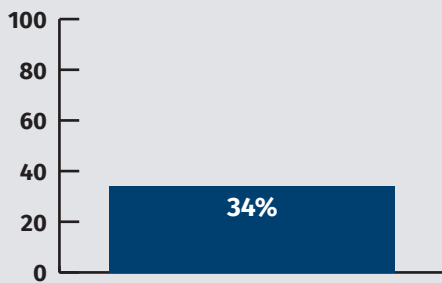
## What is being done to address the problem?

Solutions focus on improving nutrition education, increasing healthy food options, and creating healthier school environments. The 2016 West Virginia School Health Profiles indicated the percentages of WV middle schools that implemented the following policies and practices (below).

### Percentage of schools with required courses in...

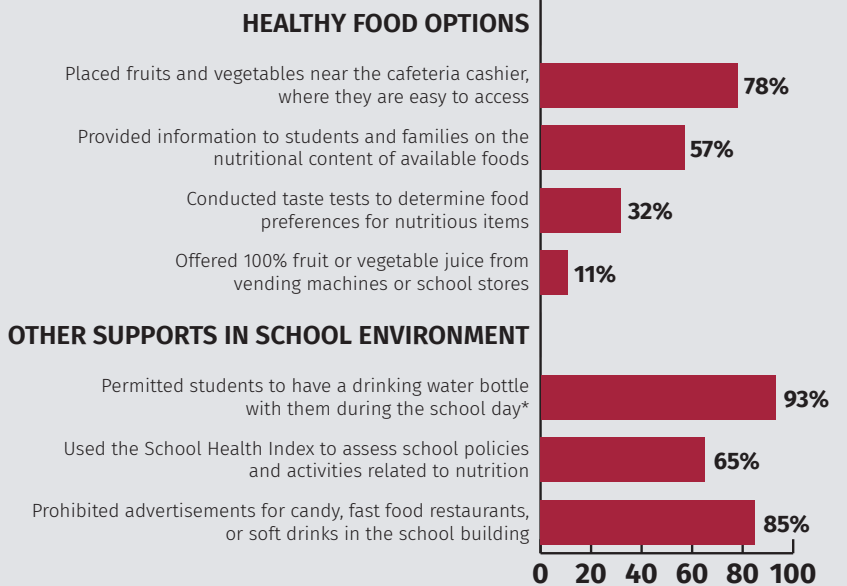


### Percentage of lead health teachers receiving nutrition and dietary behavior training in past 2 years



Regarding family and community involvement, 55% of schools provided parents and families with health information designed to increase parent and family knowledge about nutrition and healthy eating.

### Percentage of schools offering the following supports for healthy dietary behaviors:



\*In either all locations or certain locations



# Disease Prevention and Health Care Access

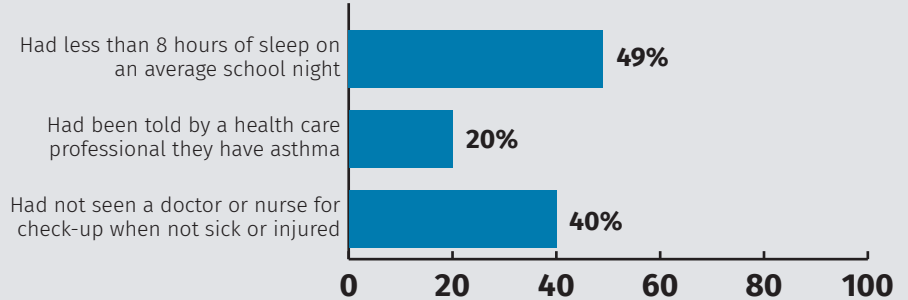
## How large is the problem?

The 2017 West Virginia Youth Risk Behavior Survey revealed the following rates of chronic disease and disease prevention behaviors reported by WV middle school students (right).

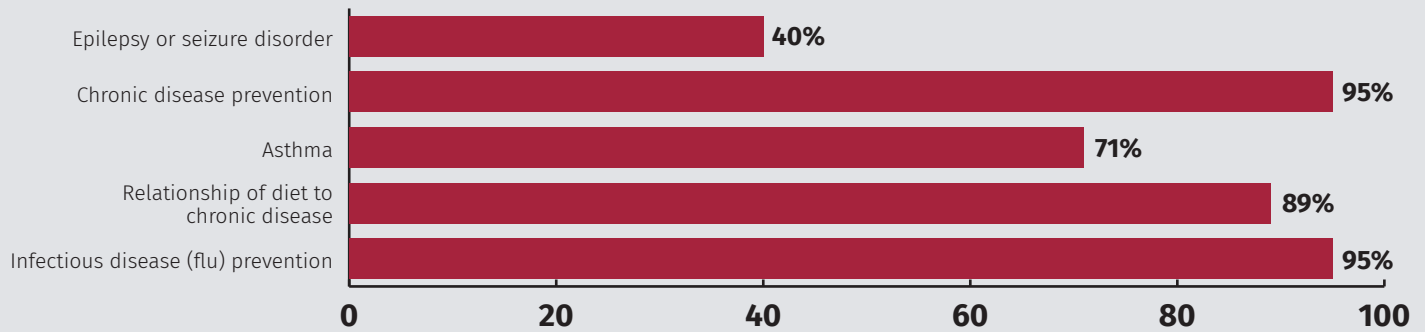
## What is being done to address the problem?

Solutions focus on improving disease education and creating healthier school environments. The 2016 West Virginia School Health Profiles indicated the percentages of WV middle schools that implemented the following policies and practices (below).

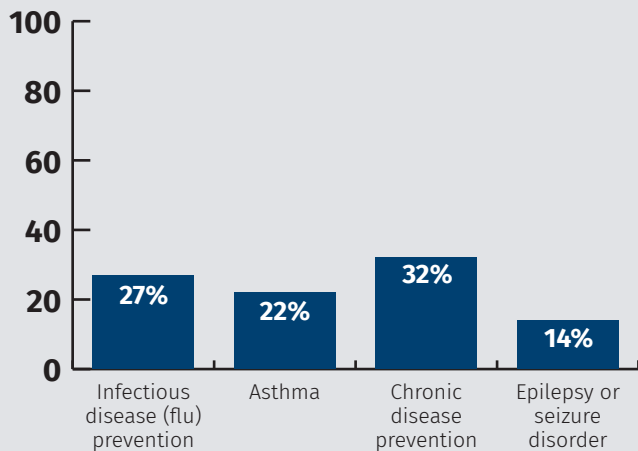
### Percentage of students with the following chronic disease/risk factors



### Percentage of schools with required courses about...



### Percentage of lead health teachers receiving training in...



Regarding family and community involvement, 28% of schools provided parents and families with health information about asthma; 36% provided information about diabetes.

### Percentage of schools with the following supports in the school environment

- **99% of schools identified and tracked students with chronic conditions** that may require daily or emergency management (asthma, diabetes, obesity, epilepsy, hypertension, food allergies, etc.)
- **76%** had protocols that **ensure students with a chronic condition** that may require daily or emergency management are **enrolled** into private, state, or federally funded **insurance** programs if eligible
- **27%** had a **full-time registered nurse** and **76%** had a **part time nurse** who provides health services to students
- **45%** had a **school based health center** that offers health services to students
- **69%** provided **referrals** to community-based medical care providers for students identified with chronic conditions or at risk for activity, diet, and weight-related chronic conditions

Data Sources: West Virginia Department of Education, 2017 Youth Risk Behavior Survey, 2016 School Health Profiles

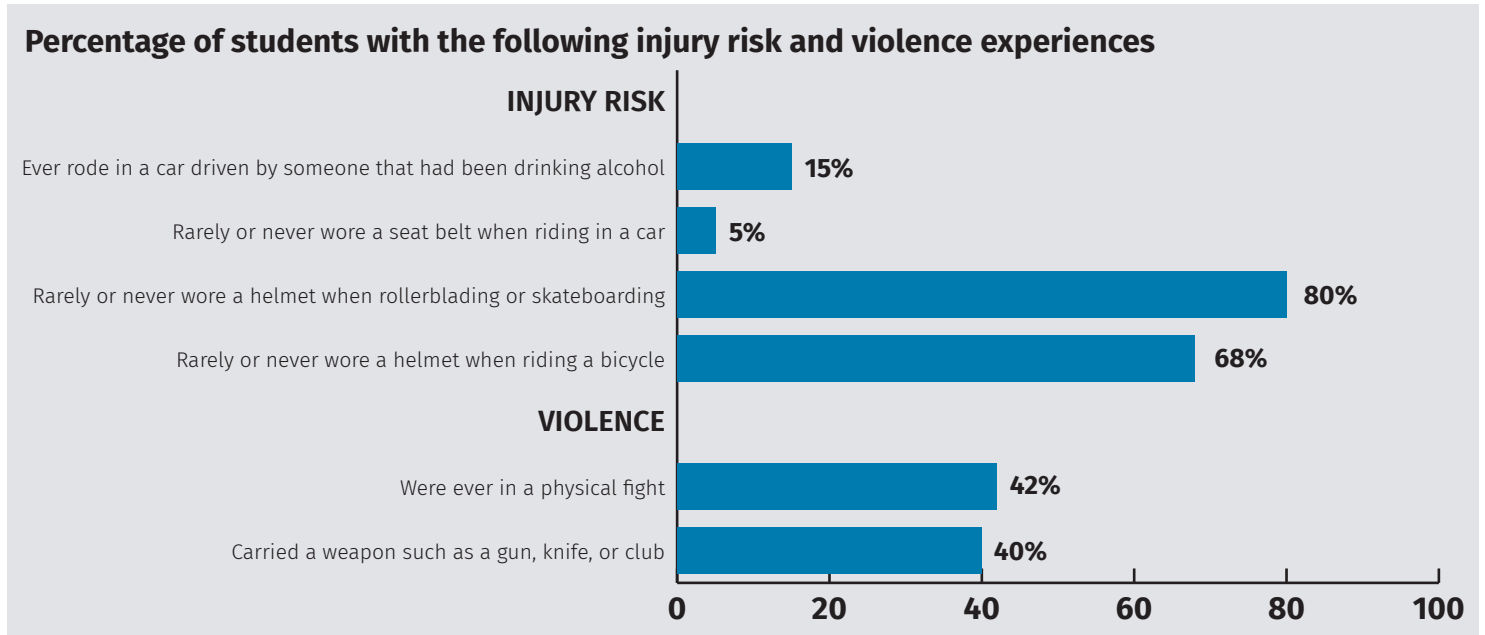
This publication was supported by Cooperative Agreement Number 1U87PS004130 from the Centers for Disease Control and Prevention. Its contents are solely the responsibility of the authors and do not necessarily represent the official views of the Centers for Disease Control and Prevention.



# Injury Risk and Violence Behaviors

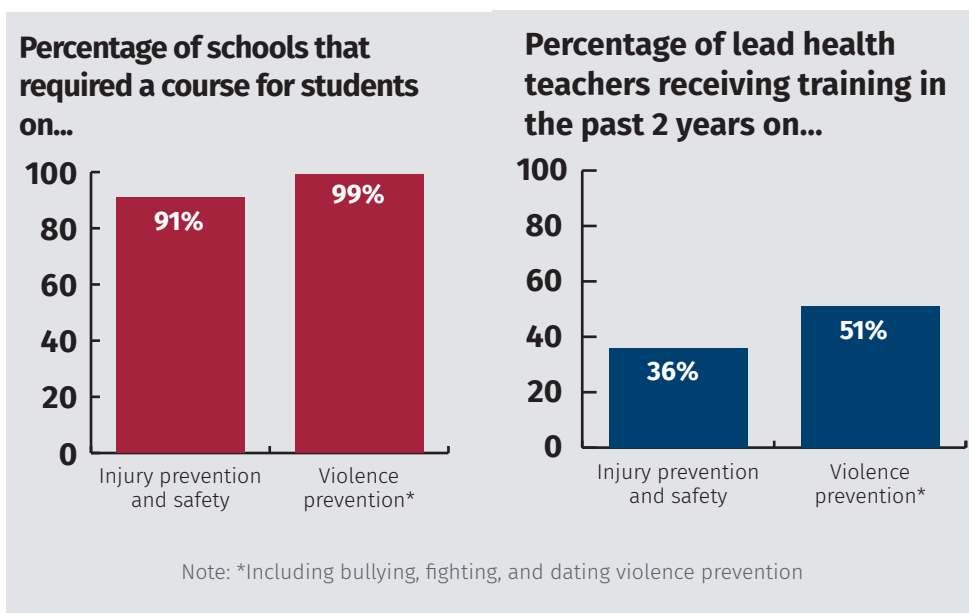
## How large is the problem?

The 2017 West Virginia Youth Risk Behavior Survey revealed the following rates of injury risk and violence behaviors reported by WV middle school students (below).



## What is being done to address the problem?

Solutions focus on improving health education, increasing family and community involvement, and creating healthier school environments. The 2016 West Virginia School Health Profiles indicated the percentages of WV middle schools that implemented the following policies and practices (below).



- Percentage of schools with family, community, and school supports
- 40% participated in a program in which family or community members serve as role models or mentors to students
  - 68% provided parents and families with information about prevention of student bullying and sexual harassment, including electronic aggression
  - 49% used the School Health Index or other self-assessment tool to assess their school policies and practices

Data Sources: West Virginia Department of Education, 2017 Youth Risk Behavior Survey, 2016 School Health Profiles

This publication was supported by Cooperative Agreement Number 1U87PS004130 from the Centers for Disease Control and Prevention. Its contents are solely the responsibility of the authors and do not necessarily represent the official views of the Centers for Disease Control and Prevention.



# Physical Activity

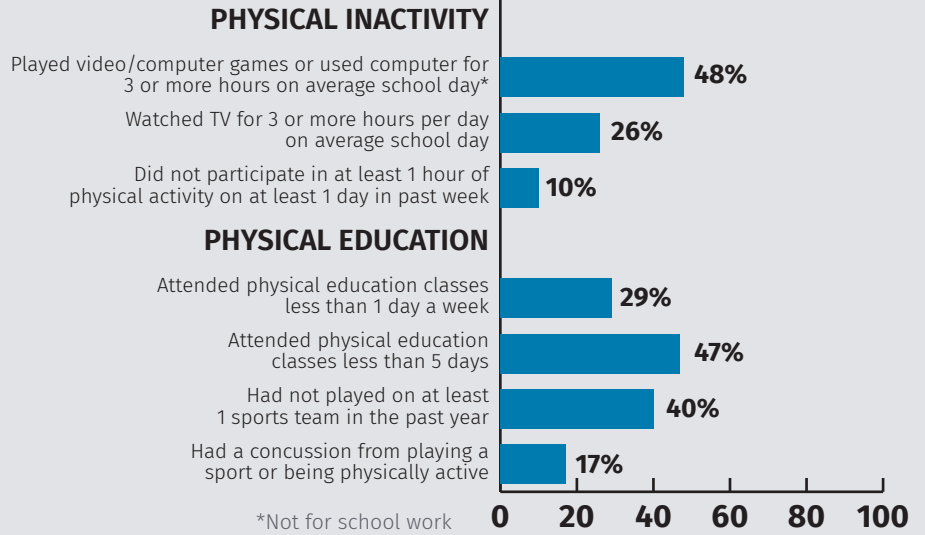
## How large is the problem?

The 2017 West Virginia Youth Risk Behavior Survey revealed the following rates of physical activity behaviors reported by WV middle school students (right).

## What is being done to address the problem?

Solutions focus on better health education, more physical activity opportunities, and healthier school environments. The 2016 West Virginia School Health Profiles indicated the percentages of WV middle schools that implemented the following policies and practices (below).

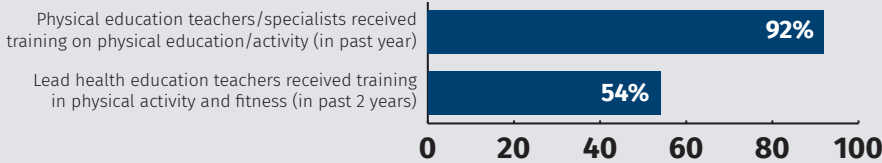
### Percentage of students with the following physical activity behaviors...



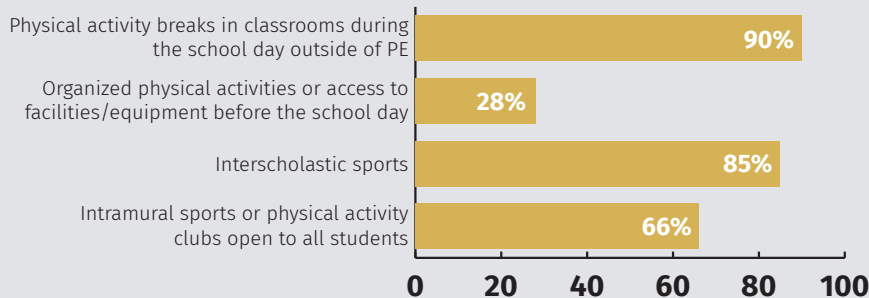
### Percentage of schools with courses on...



### Percentage of health and physical education teachers receiving specialized professional development



### Percentage of schools offering opportunities for physical activity through...



### Percentage of schools with ...

- Family and Community Involvement
  - 66% had a joint-use agreement for shared use of the school or community physical activity facilities
  - 53% provided parents with health information about physical activity
- School Environment
  - 75% used the School Health Index to assess physical activity policies
  - 6% had established, implemented, or evaluated a Comprehensive School Physical Activity Program (CSPAP)



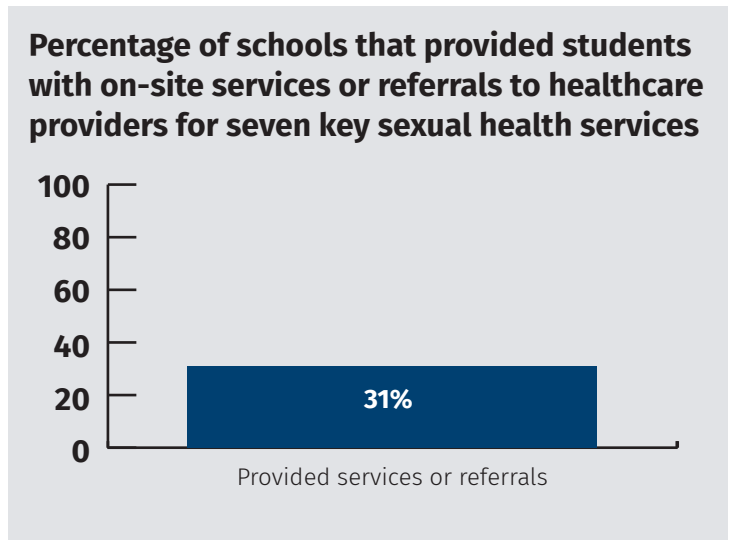
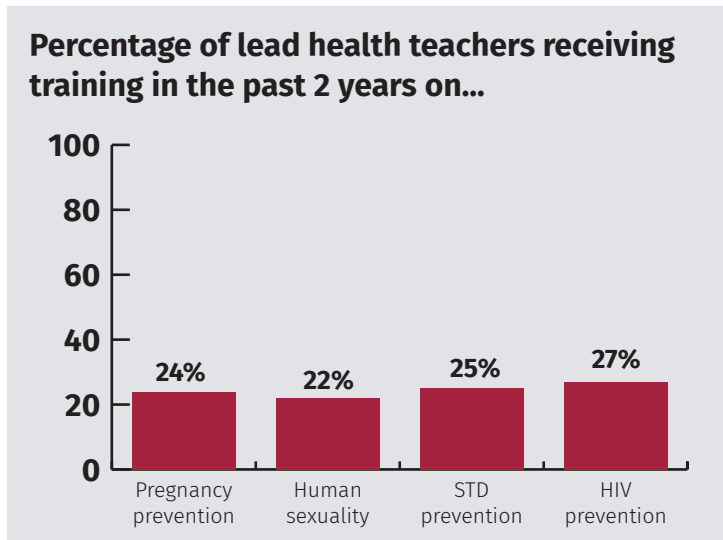
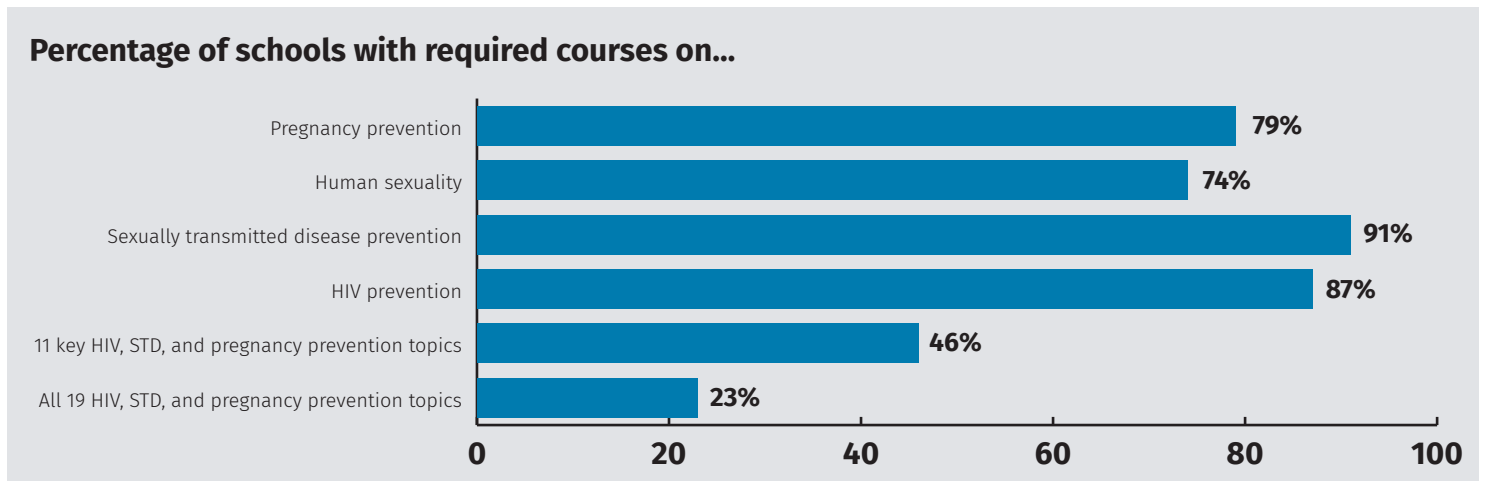
# Sexual Behaviors

## How large is the problem?

The 2017 West Virginia Youth Risk Behavior did not assess sexual behavior among WV middle school students.

## What is being done to address potential problems?

Solutions focus on better health education, more health services, and healthier school environments. The 2016 West Virginia School Health Profiles indicated the percentages of WV middle schools that implemented the following policies and practices (below).



Percentage of schools that provided the following supports

Family and community involvement

- 28.2% provided parents and families with health information designed to increase their knowledge of HIV prevention, STD prevention, or teen pregnancy prevention
- 30.2% provided parents/families with information about how to communicate with their child about sex

School environment

- 41.4% used the School Health Index to assess school policies and activities around HIV, STD, and teen pregnancy prevention

Data Sources: West Virginia Department of Education, 2017 Youth Risk Behavior Survey, 2016 School Health Profiles

This publication was supported by Cooperative Agreement Number 1U87PS004130 from the Centers for Disease Control and Prevention. Its contents are solely the responsibility of the authors and do not necessarily represent the official views of the Centers for Disease Control and Prevention.

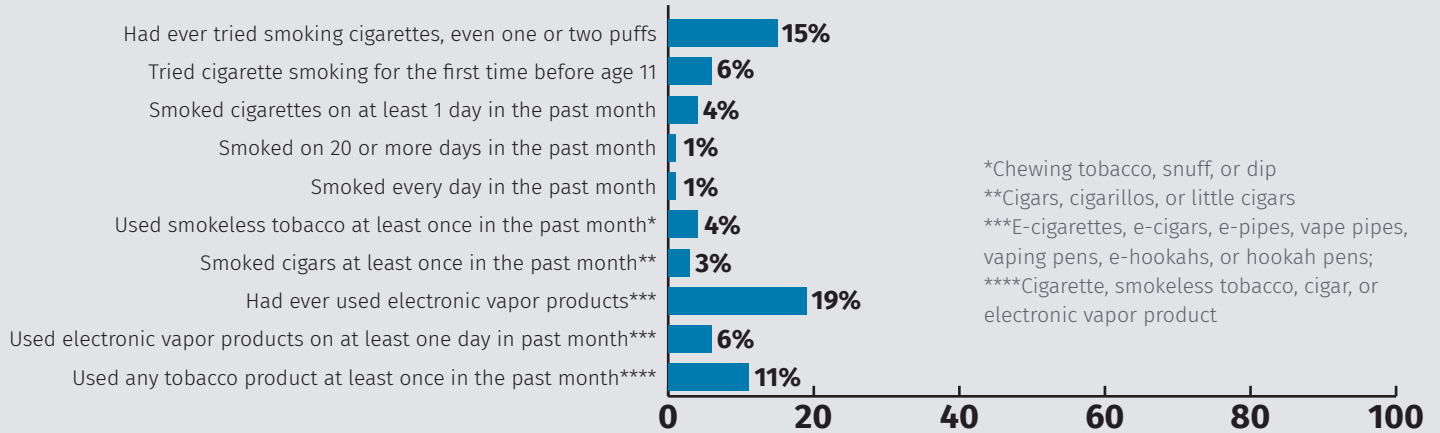


# Tobacco Use Behaviors

## How large is the problem?

The 2017 West Virginia Youth Risk Behavior Survey revealed the following rates of tobacco use behaviors reported by WV middle school students (below).

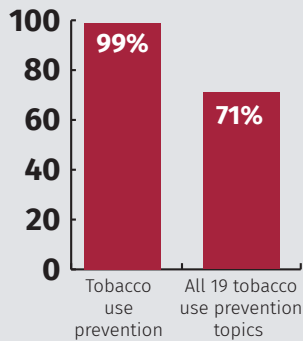
### Percentage of students that reported the following tobacco use behaviors



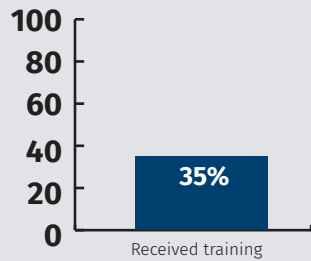
## What is being done to address the problem?

Solutions focus on improving tobacco education, increasing tobacco cessation classes, and creating healthier school environments. The 2016 West Virginia School Health Profiles indicated the percentages of WV middle schools that implemented the following policies and practices (below).

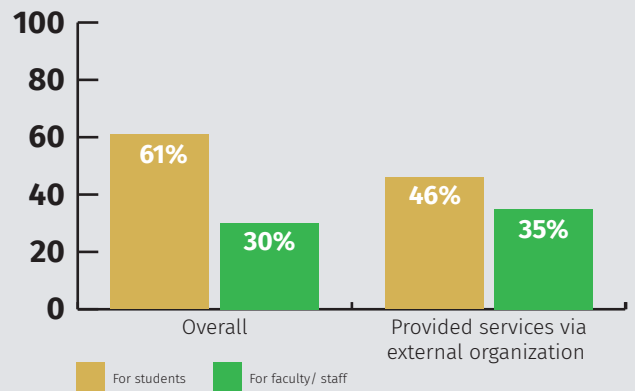
### Percentage of schools with required courses on...



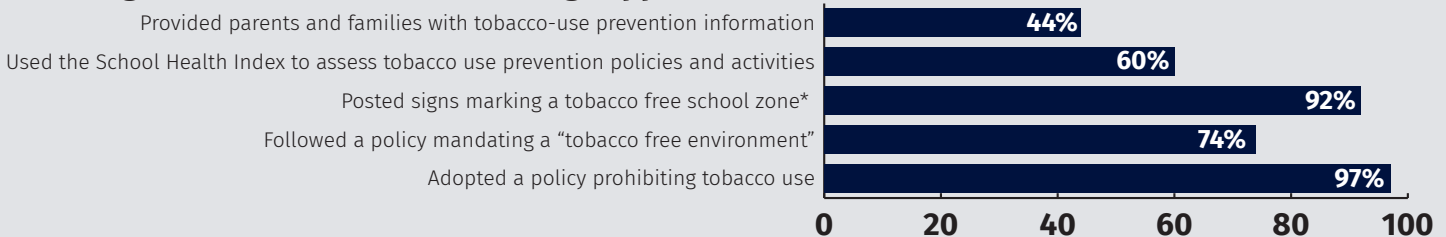
### Percentage of lead health teachers receiving training the past 2 years on tobacco use prevention



### Percentage of schools that provided tobacco cessation services



### Percentage of schools with the following supports



\*That is, a specified distance from school grounds where tobacco use is not allowed



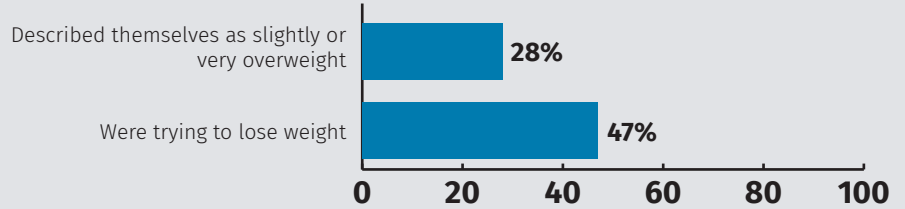


# Weight Management

## How large is the problem?

The 2017 West Virginia Youth Risk Behavior Survey revealed the following rates of weight management behaviors reported by WV middle school students (right).

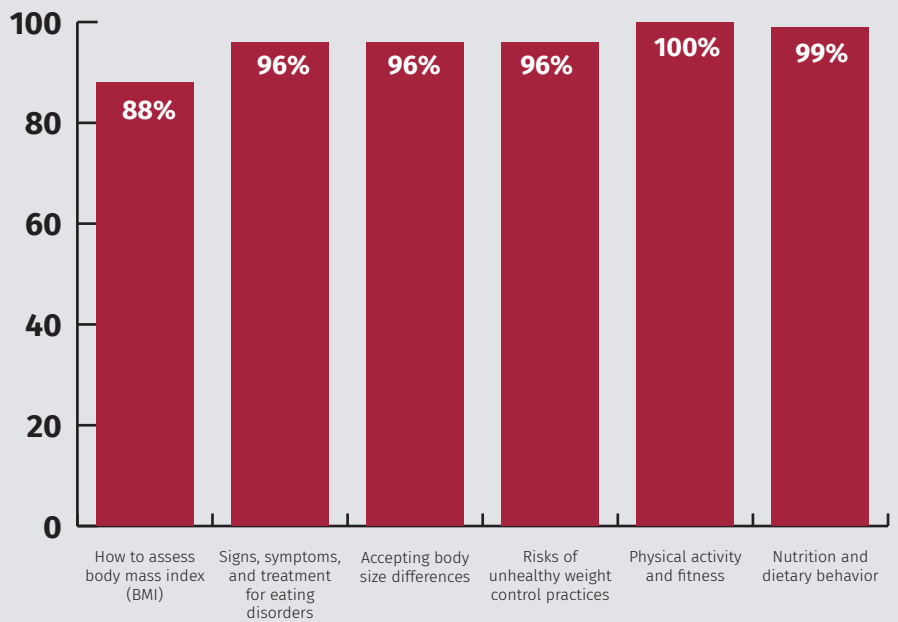
### Percentage of students who...



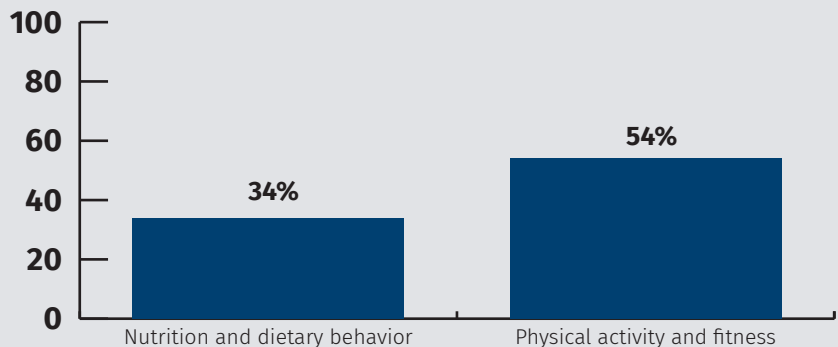
## What is being done to address the problem?

Solutions focus on improving nutrition education, increasing healthy food options, and creating healthier school environments. The 2016 West Virginia School Health Profiles indicated the percentages of WV middle schools that implemented the following policies and practices (right).

### Percentage of schools with required courses on...



### Percentage of lead health education teachers who received professional development in the past 2 years related to...



Data Sources: West Virginia Department of Education, 2017 Youth Risk Behavior Survey, 2016 School Health Profiles

This publication was supported by Cooperative Agreement Number 1U87PS004130 from the Centers for Disease Control and Prevention. Its contents are solely the responsibility of the authors and do not necessarily represent the official views of the Centers for Disease Control and Prevention.