



2019 Annual Report

New Mexico
Higher Education Department

2044 Galisteo St, Suite 4
Santa Fe, NM 87505

HigherEd.info@state.nm.us
www.hed.state.nm.us

This Page Intentionally Left Blank

NEW MEXICO HIGHER EDUCATION DEPARTMENT



MICHELLE LUJAN GRISHAM
GOVERNOR

KATE M. O'NEILL, ED.D
CABINET SECRETARY

Dear Higher Education Leaders,

It has been another exciting year for Higher Education in New Mexico: common course numbering and general education reform are being implemented across the state; new rules for registration and licensure of the private post-secondary higher education institutions in New Mexico went into effect; and our Adult Education and GEAR UP programs have achieved incredible results. And we awarded new scholarships to aspiring teachers and Lottery Scholarship funds to Tribal College students. Each of these accomplishments was the result of long collaborations between the New Mexico Higher Education Department (NMHED), New Mexico's higher education institutions, and countless faculty, staff, business leaders, and legislators. These are a testament to how much we can achieve when we work together toward the goal of improving higher education for students!

The following annual report provides the details of how some of our accomplishments will improve the lives of New Mexico's students. In addition to information about NMHED led programs, we have included profiles of each of New Mexico's public higher education institutions (HEIs) to the report. Each profile is a current snapshot of each institution and includes:

- Student enrollment demographics, disaggregated by
 - Race/ethnicity
 - Age
 - Course load (full-time/part-time)
 - Level
- Completions by award level, disaggregated by
 - Race/ethnicity
- Tuition cost
- Top 3 certificates or degrees awarded in AY 18-19
- The number of awards earned by financially at-risk students in AY 18-19
- Community engagement activities
- Number of faculty
- Faculty compensation
- Revenue
- Use of funds

As the next era of higher education in our state begins, NMHED is ready to continue in collaborations with institutions, administrators, faculty, staff, business leaders, and legislators to improve higher education for New Mexico's students.

Sincerely,

Kate O'Neill, Ed.D.
Cabinet Secretary

This Page Intentionally Left Blank

Research Universities

New Mexico Institute of Mining and Technology

New Mexico State University

University of New Mexico-Main

University of New Mexico-HSC



New Mexico Tech

University Information

City:	Socorro
Founded:	1889
Website:	https://www.nmt.edu
Tuition/Fees (Fall 2019)	\$ 3,885
Student-Faculty ratio:	10.35 :1

Enrollment Fall 2018

Total Headcount:	1,886
Graduate Students:	365
Undergraduate Students:	1,521
Dual Credit Students:	9
Dual Credit (% of Total Headcount)	0.48%
Total Student FTE:	1,614

Awards AY 18-19

Top 3 Graduate Degrees

1. Science Teacher Education/General Science Teacher	15
2. Computer and Information Sciences	12
3. Mechanical Engineering	12

Top 3 Undergraduate Degrees

1. Mechanical Engineering	73
2. Chemical Engineering	37
3. Petroleum Engineering	27

Awards to At-Risk Students

Degrees (AY18-19)	
Bachelor's:	177 (63.0%)
Master's:	15 (15.2%)
Doctorate:	0 (0.0%)

Certificates (AY 18-19)

< 1 Year:	0 (N/A)
1-2 Years:	0 (N/A)
2-4 Years :	0 (N/A)

Faculty

Number full-time:	128
Number part-time:	38
Total faculty:	166
FTE:	125.8
Number tenure track:	113 (68.1%)

Median Salary Increases AY 18-19 to AY 19-20

All Full-time faculty:	4.0%
All Part-time faculty:	None

Promoted (Assistant to Associate) full-time faculty:	8.62%
Promoted (Associate to Professor) full-time faculty:	10.67%
Non-promoted full-time faculty:	4.0%

Revenue per FTSE FY 19

Total revenue:	\$86,613
Tuition/fees:	\$ 8,837
Local revenue:	\$ 0
State revenue:	\$23,510
Federal Revenue:	\$29,836
Other revenue:	\$24,430

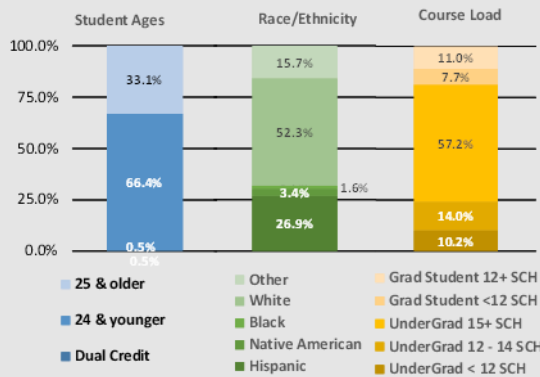
Use of Funds per FTSE FY 19

Total:	\$83,837
Instruction, Academic Support, and Student Services:	\$ 15,276
Research and Public Service:	\$ 43,990
Scholarship and Grants:	\$ 6,597
Institutional Support, Internal Services, and O&M of Plant:	\$ 10,306
Other:	\$ 7,668

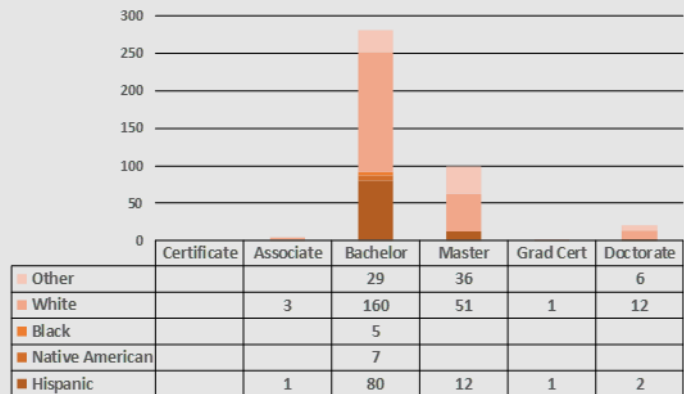
Research Expenditures FY 19

Total research exp.:	\$ 69,238,571
Fed. + priv. research exp. per T/TT FTE faculty:	\$ 612,731

Enrollment Fall 2018



Completions AY 18-19



K-12 Education

48,019 hours

The Air Force Research Laboratory education outreach program at Kirtland Air Force Base in Albuquerque, New Mexico. This program is conducted through a Cooperative Agreement with New Mexico Tech. The goal is to increase student interest in pursuing science, technology, engineering, and math (STEM)-related studies and career paths. We have established several programs that directly connect NMT students as mentors to k-12 students in the district. One of the most important programs is a mentoring program in which NMT students work with at-risk third graders to improve reading literacy.

Workforce Development

71,594 hours

The challenges facing the emergency responder community are evolving rapidly in today's security aware climate. EMRTC, a division of New Mexico Tech, has been a leader in providing DHS approved training to qualified first responders from all over the nation. EMRTC will continue to provide training to our nation's first responders to help them effectively respond to events involving explosives.

Civic Engagement

9,365 hours

The Technical Communication Program, housed in the CLASS Department, regularly employs service learning as a teaching method in its classes. Examples of projects in the past year include: (1) NMT faculty and students wrote three grants for Puerto Seguro, the local homeless day shelter. Two grants were funded, one from the Episcopal Diocese of the Rio Grande for \$5,000 and one from the Rice Bowl foundation for \$1,200. (2) Students worked on a grant for Engineering Without Borders (for water purification in Guatemala). (3) Students worked on a grant to increase students' awareness of issues associated with alcohol consumption.



New Mexico State University

University Information

City:	Las Cruces
Founded:	1888
Website:	www.nmsu.edu
Tuition and Fees (Fall 2019)	\$ 3,684
Student-Faculty ratio:	14.1:1

Enrollment Fall 2018

Total Headcount:	14,297
Graduate Students:	2,611
Undergraduate Students:	11,686
Dual Credit Students:	251
Dual Credit (% of Total Headcount)	1.76%
Total Student FTE:	11,910

Awards AY 18-19

Top 3 Graduate Degrees

1. Education:	75
2. Business Admin/Management:	61
3. Social Work:	47

Top 3 Undergraduate Degrees

1. Liberal Arts and Sciences/Liberal Studies:	173
2. Criminal Justice/Safety Studies:	156
3. Mechanical Engineering:	109

Awards to At-Risk Students

Degrees (AY 18-19)	
Associates:	3 (30.0%)
Bachelor's:	1,321 (53.9%)
Master's:	276 (40.2%)
Doctorate:	33 (24.6%)
Certificates (AY 18-19)	
Post Bachelor's:	14 (20.0%)

Faculty

Number full-time:	801
Number part-time:	277
Total faculty:	1,078
FTE:	899.3
Number tenure track:	614 (76.7%)

Median Salary Increases AY 18-19 to AY 19-20

All Full-time Faculty:	3.0%
All Part-Time Faculty:	0.1%
Promoted (Assistant to Associate) full-time faculty:	9.9%
Promoted (Associate to Professor) full-time faculty:	16.5%
Non-promoted full-time faculty:	2.3%

Revenue per FTSE FY 19

Total revenue:	\$ 39,013
Tuition/fees:	\$ 8,458
Local revenue:	\$ 216
State revenue:	\$ 13,630
Federal Revenue:	\$ 9,192
Other revenue:	\$ 8,718

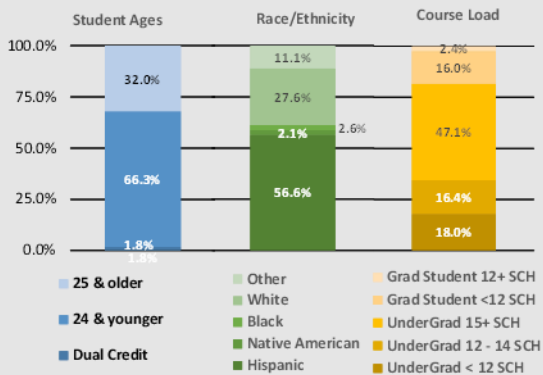
Use of Funds per FTSE FY 19

Total:	\$ 38,023
Instruction, Academic Support, and Student Services:	\$ 11,766
Research and Public Service:	\$ 12,213
Scholarship and Grants:	\$ 5,392
Institutional Support and O&M of Plant:	\$ 3,459
Other:	\$ 5,193

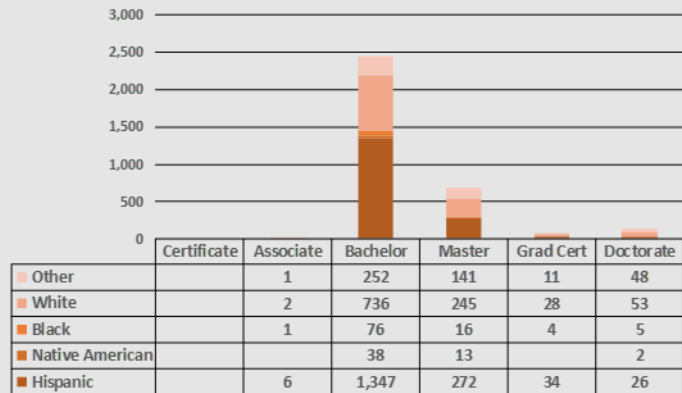
Research Expenditures FY 19

Total research exp.:	\$ 95,516,572
Fed. + priv. research exp. per T/TT FTE faculty:	\$ 155,564

Enrollment Fall 2018



Completions AY 18-19



K-12 Education

Not Available

Innoventure encourages teamwork to solve real-life problems and gives students the opportunity to learn about entrepreneurship and innovation. The program nurtures a new generation of innovators with skills in technical design and business and financial savvy, and gives young people a deeper understanding of how technical advances are made and brought to the marketplace. Innoventure has been a core program within NMSU's Arrowhead Center for more than 15 years, and has served 6-12 grade students throughout New Mexico.

Workforce Development

Not Available

Studio G is a project at the Arrowhead Center on NMSU's main campus that helps students start businesses. Studio G is available to students and recent alumni from NMSU Main Campus, NMSU-Alamogordo, NMSU-Carlsbad, NMSU-Grants, Burrell College of Osteopathic Medicine, Dona Ana Community College (DACC), Eastern New Mexico University, Navajo Technical University, New Mexico Tech, San Juan College, Sandia National Laboratories (Current Students or Post-Docs), Santa Fe Community College, University of New Mexico, and Western New Mexico University. Studio G services are provided to members for free.

Civic Engagement

825 hours

NM EDGE, a service of NMSU's Cooperative Extension Service, is a program designed to provide a comprehensive study to administrators, managers, elected officials and staff in local, state, tribal and national government, through which participants can acquire and apply the best practices and theory to their management behaviors and strategies using the highest professional standards.



University of New Mexico

University Information

City:	Albuquerque
Founded:	1889
Website:	www.unm.edu
Tuition/Fees (Fall 2019):	\$3,661
Faculty-Student Ratio:	15:1

Enrollment Fall 2018

Total Headcount:	24,140
Graduate Students:	6,158
Undergraduate Students:	18,030
Dual Credit Students:	357
Dual Credit (% of Total Headcount)	1.42%
Total Student FTE:	19,245

Awards AY 18-19

Top 3 Graduate Degrees

1. Business Admin/Management	194
2. Law	111
3. Accounting	66

Top 3 Undergraduate Degrees

1. Business Admin/Management	631
2. Psychology, General	436
3. Registered Nursing	301

Awards to At-Risk Students

Degrees (AY 18-19)

Associates:	0 (N/A)
Bachelor's:	2,046 (51.6%)
Master's:	523 (43.7%)
Doctorate:	225 (41.7%)

Certificates (AY 18-19)

1-2 Years:	2 (5.4%)
Post-Bachelor's Certificates:	10 (14.9%)

Faculty

Number full-time:	949
Number part-time:	156
Total faculty:	1,105
FTE:	1,018
Number tenure track:	779 (82.1%)

Median Salary Increases

AY 18-19 to AY 19-20

All full-time faculty:	3.0%
All part-time faculty:	3.0%
Promoted (Assistant to Associate) full-time faculty:	1.0%
Promoted (Associate to Professor) full-time faculty:	1.0%
Non-promoted full-time faculty:	1.0%

Revenue per FTSE FY 19

Total revenue:	\$ 34,360
Tuition/fees:	\$ 8,034
Local revenue:	\$ 0
State revenue:	\$ 9,960
Federal Revenue:	\$ 5,861
Other revenue:	\$ 10,506

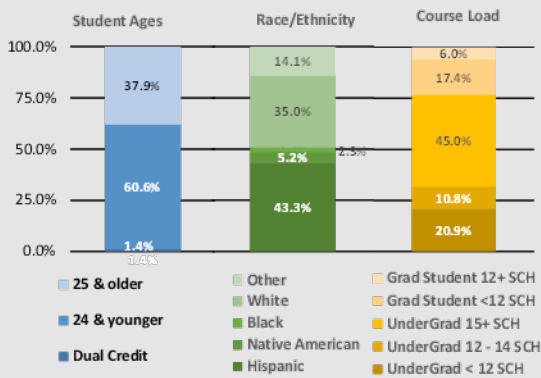
Use of Funds per FTSE FY 19

Total:	\$ 32,114
Instruction, Academic Support, and Student Services:	\$ 12,153
Research and Public Service:	\$ 6,356
Scholarship and Grants:	\$ 5,193
Institutional Support and O&M of Plant:	\$ 3,862
Other:	\$ 4,551

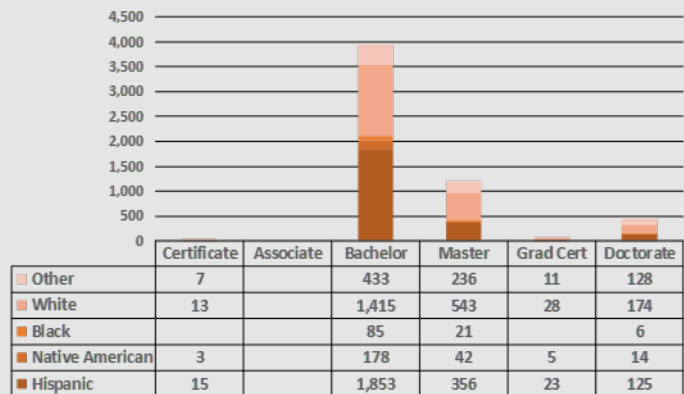
Research Expenditures FY 19

Total research exp.:	\$ 79,326,051
Fed. + priv. research exp. per T/TT FTE faculty:	\$ 101,831

Enrollment Fall 2018



Completions AY 18-19



K-12 Education

18,000 hours

NM CS4ALL partners with schools and offers professional development in Computer Science (CS) to program facilitators. To date, the program has reached more than 1,300 high school students across the state and engaged more than 200 undergraduate students to serve as mentors and leaders.

UNM Music Prep School has, for 26 years, provided music education for tens of thousands of Albuquerque-area children and their families.

Workforce Development

12,000 hours

UNM's Innovation Academy (iA) grew from 14 student-run companies in 2016-2017 to 36 in 2017-2018. Additionally, programs including the 2+1+2 Program, a partnership with CNM to provide a pathway to a graduate degree for community college students; the first-ever Tech Navigator Challenge, an 8-week contest where students worked to commercialize technologies from national labs; and the annual pitch competitions, an opportunity for students to win seed funding for their business or product ideas are highlighted.

Civic Engagement

30,000 hours

The Associated Students of UNM (ASUNM) is the student-led governing body of the University. Each year hundreds of students engage in the serving the undergraduate student body as well as the campus and larger community. In addition to serving as the governing body, ASUNM engages thousands of undergraduates in advocates to state and federal lawmakers on behalf of the UNM student body, funding and supporting hundreds of student-led organizations, and engaging thousands of students in the civic, community and social activities around the city and state.



The University of New Mexico Health Science Center

University Information

City: Albuquerque
 Founded: 1889
 Website: <https://hsc.unm.edu>
 Tuition and Fees (AY 18-19): \$15,849

Student:Faculty ratio:
 Included in UNM main data

Enrollment Fall 2018*

Total Headcount: 423
 Professional Students: 423
 Undergraduate Students: N/A
 Dual Credit Students: N/A
 Dual Credit (% of Total Headcount): N/A
 Total Student FTE: 423
 *MD Students, All Other Students Reported with UNM-Main

Awards AY 18-19

Professional MD Degrees
 1. Medicine, MD 93

Awards to At-Risk Students Degrees (AY 18-19)

Included in UNM main data

Faculty

Included in UNM main data

Median Salary Increases AY 17-18 to AY 18-19

Included in UNM main data

Revenue per FTSE FY 19

Total revenue: \$ 1,588,160
 Tuition/fees: \$ 72,791
 Local revenue: \$ 0
 State revenue: \$ 234,888
 Federal Revenue: \$ 220,001
 Other revenue: \$ 1,060,781

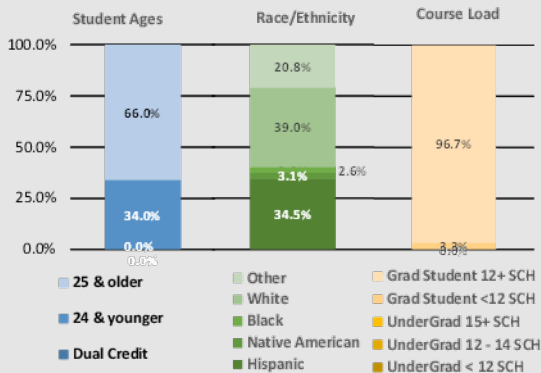
Use of Funds per FTSE FY 19

Total: \$1,564,902
 Instruction, Academic Support, and Student Services: \$ 219,664
 Research and Public Service: \$1,063,074
 Scholarship and Grants: \$ 14,037
 Institutional Support and O&M of Plant: \$ 58,206
 Other: \$ 209,921

Research Expenditures FY 19

Total research exp.: \$103,032,634
 Fed. + priv. research exp. per T/TT FTE faculty: Not Available

Enrollment Fall 2018



Completions AY 18-19



This Page Intentionally Left Blank

Comprehensive Colleges & Universities

Eastern New Mexico University

New Mexico Highlands University

Northern New Mexico College

Western New Mexico University



Eastern New Mexico University

University Information

City:	Portales
Founded:	1927
Website:	www.enmu.edu
Tuition/Fees (Fall 2019):	\$3,103
Faculty-Student Ratio:	21.4:1

Enrollment Fall 2018

Total Headcount:	6,133
Graduate Students:	1,357
Undergraduate Students:	4,776
Dual Credit Headcount:	1,131
Dual Credit (% of Total Headcount):	18.44%
Total Student FTE:	3,039

Awards AY18-19

Top 3 Graduate Degrees

1. Education: 109
2. Business Admin/Management: 86
3. Audiology/Audiologist & Speech-Language Pathology: 51

Top 3 Undergraduate Degrees

1. Liberal Arts and Sciences/Liberal Studies (A): 272
2. Liberal Arts and Sciences/Liberal Studies (B): 69
3. Audiology/Audiologist and Speech-Language Pathology (B): 66

Awards to At-Risk Students

Degrees (AY 18-19)	
Associates:	150 (54.0%)
Bachelor's:	368 (53.5%)
Master's:	121 (35.3%)

Certificates (AY 18-19)

Post-Bachelor's Certificates:	5 (40.0%)
-------------------------------	-----------

Faculty

Number full-time:	161
Number part-time:	75
Total faculty:	236
FTE:	186.0
Number tenure track:	122 (77.8%)

Median Salary Increases AY 18-19 to AY 19-20

All full-time faculty:	1.9
All part-time faculty:	0.0%

Promoted (Assistant to Associate) full-time faculty:	11.9%
Promoted (Associate to Professor) full-time faculty:	5.8%
Promoted (Instructor to Assistant Professor) full-time faculty:	19.5%
Non-promoted full-time faculty:	4.0%

Revenue per FTSE FY 19

Total revenue:	\$ 24,151
Tuition/fees:	\$ 5,811
Local revenue:	\$ 0
State revenue:	\$ 7,963
Federal Revenue:	\$ 6,903
Other revenue:	\$ 3,475

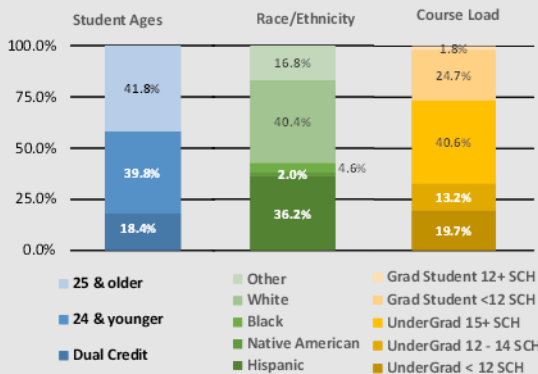
Use of Funds per FTSE FY 19

Total:	\$ 22,795
Instruction, Academic Support, and Student Services:	\$ 7,984
Research and Public Service:	\$ 1,335
Scholarship and Grants:	\$ 7,447
Institutional Support and O&M of Plant:	\$ 3,499
Other:	\$ 2,530

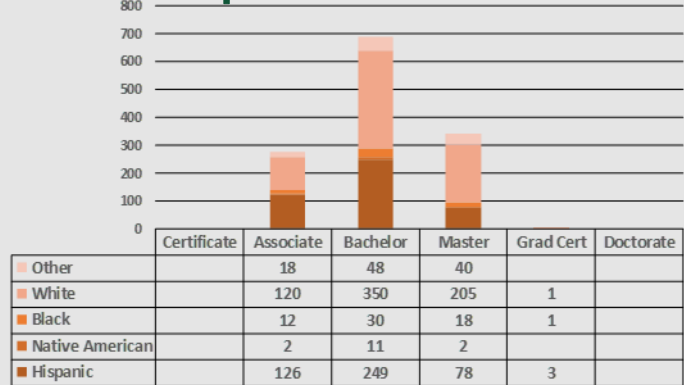
Research Expenditures FY 19

Total research exp.:	\$ 481,157
Fed. + priv. research exp. per T/TT FTE faculty:	\$ 3,944

Enrollment Fall 2018



Completions AY 18-19



K-12 Education

5,200 hours

ENMU hosts numerous outreach activities for K-12 Education in the region (e.g. Festival Romanico, South West Regional Science & Engineering Research Challenge, DramaFest, CommFest, Choir Camp, Marching Band Festival, High School Art and Design Festival, Speech-language-hearing screenings, STEM workshops, consultation and training of Language Arts teachers, etc.) These complement ENMU's professional development activities in the schools, including promotion and support of Educators Rising clubs and activities and direct support and tutoring for the development of literacy, writing and math skills in the public schools.

Workforce Development

28,716 hours

Academic programs require or actively encourage student participation in external internships or clinical practicums. Students apply classroom knowledge to "hands on" experience in the workplace. EDAD Internship projects focus on K-12 education with interns located in K-12 settings. Projects encompass a variety of topics from grade level curriculum development, to development of behavioral management systems, and attendance programs that encourage and strengthen attendance. CDIS students gain clinical experience in hospitals and public schools across New Mexico. Career Services sponsors job fairs, workshops on resumes, and interview skills.

Civic Engagement

7,416 hours

ENMU encourages staff and faculty to perform public service and expects student organizations and student athletes to perform community volunteer activities. Activities include Eastern In Action, fundraisers for local shelters and schools, community speech- language-hearing screenings, and food-drives. ENMU is also please to provide community engagement opportunities in theatre, art and music. Faculty, staff and students also are actively engaged in organizations or provide public lectures that directly assist or raise awareness of issues that impact community members such as Habitat for Humanity, AARP Foundation Tax-Aide, and Suicide Prevention.



New Mexico Highlands University

University Information

City: Las Vegas
 Founded: 1893
 Website: www.nmhu.edu
 Tuition and Fees (Fall 2019): \$ 3,000
 Student-Faculty ratio: 13:1

Enrollment Fall 2018

Total Headcount: 3,195
 Graduate Students: 1,273
 Undergraduate Students: 1,922
 Dual Credit Headcount: 64
 Dual Credit (% of Total Headcount): 2.0%
 Total Student FTE: 2,350

Awards AY18-19

Top 3 Graduate Degrees

1. Clinical/Medical Social Work: 155
2. Business Admin/Management: 102
3. Counselor Education/School Counseling and Guidance: 57

Top 3 Undergraduate Degrees

1. Clinical/Medical Social Work: 112
2. Business Admin/Management: 68
3. Registered Nursing: 68

Awards to At Risk Students

Degrees (AY18-19)

Bachelor's: 336 (69.9%)
 Master's: 265 (58.6%)

Certificates (AY18-19)

< 1 Year: 0 (N/A)
 1-2 Years: 0 (N/A)
 2-4 Years: 0 (N/A)
 Post-Bachelor's Certificates: 7 (16.7%)

Faculty

Number full-time: 132
 Number part-time: 109
 Total faculty: 241
 FTE: 168
 Number tenure track: 85 (64.4%)

Median Salary Increases

AY 18-19 to AY 19-20

All Full-time faculty: 6.5%
 All Part-Time faculty: 0.0%

Promoted (Assistant to Associate) full-time faculty: 6.0%
 Promoted (Associate to Professor) full-time faculty: 7.3%
 Non-promoted full-time faculty: 6.3%

Revenue per FTSE FY19

Total revenue: \$28,069
 Tuition/fees: \$ 6,694
 Local revenue: \$ 0
 State revenue: \$ 2,824
 Federal Revenue: \$ 4,368
 Other revenue: \$ 4,183

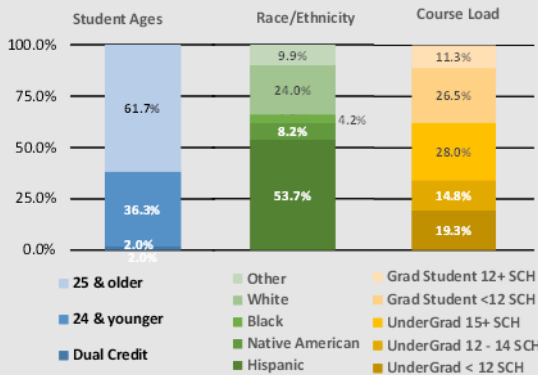
Use of Funds per FTSE FY19

Total: \$ 24,495
 Instruction, Academic Support, and Student Services: \$ 11,168
 Research and Public Service: \$ 3,240
 Scholarship and Grants: \$ 3,342
 Institutional Support and O&M of Plant: \$ 5,504
 Other: \$ 3,241

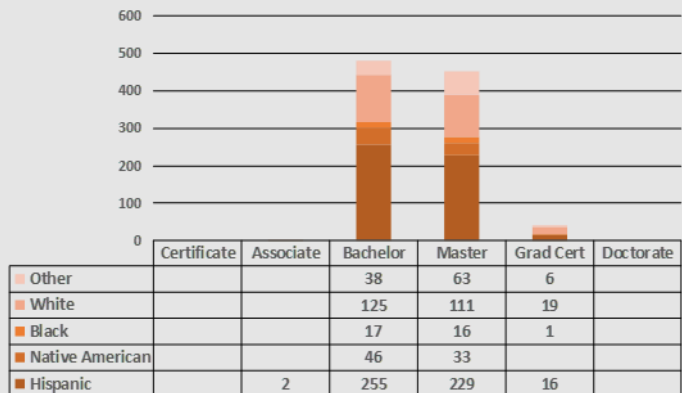
Research Expenditures FY 19

Total research exp.: \$ 1,589,104
 Fed. + priv. research exp. per T/TT FTE faculty: \$ 18,695

Enrollment Fall 2018



Completions AY 18-19



K-12 Education

7,137 hours

NMHU Instructors coordinates the AAUW Girls Can Career exploration event yearly and give art lectures to students, campus employees, and community members.

Workforce Development

50 hours

the Regional Development Corporation is a private non-profit 501 (c) 3 organization dedicated to improving Economic Development. It provides private investment opportunities and technical assistance to facilitate job growth and diversify the economies in seven New Mexico counties: Los Alamos, Mora, Rio Arriba, Sandoval, San Miguel, Santa Fe, Taos, and the municipalities and Native American Pueblos therein.

Civic Engagement

192 hours

A NMHU Professor served as the Chairmen of the Alta Vista Regional Hospital Board of Trustees

NMHU's Fine Art Program hosts Exhibitions. These exhibitions include public receptions which include faculty, students, club members and visiting artists.

NMHU Instructors provide volunteer accounting and budgeting consulting to the El Creston Mutual Domestic Water Consumers Association.



Northern New Mexico College

College Information

City: Española
 Founded: 1909
 Website: www.nnmc.edu
 Tuition and Fees (Fall 2019): \$ 2,383
 Student-Faculty ratio: 12.0:1

Enrollment Fall 2018

Total Headcount: 1,098
 Graduate Students: N/A
 Undergraduate Students: 1,098
 Dual Credit Headcount: 169
 Dual Credit (% of Total Headcount): 15.93%
 Total Student FTE: 804

Awards AY 18-19

Top 3 Bachelor's Degrees

1. Business Admin/Management: 28
2. Liberal Arts and Sciences/Liberal Studies: 12
3. Electrical/Electronic Engineer Tech: 8

Top 3 Associate's Degrees

1. Registered Nursing: 24
2. Social Work: 13
3. Business Admin/Management: 8

Awards to At-Risk Students

Degrees (AY 18-19)
 Associates: 72 (66.7%)
 Bachelor's: 46 (63.0%)

Certificates (AY 18-19)
 < 1 Year: 0 (N/A)
 1-2 Years: 0 (N/A)
 2-4 Years: 0 (N/A)

Faculty

Number full-time: 47
 Number part-time: 60
 Total faculty: 107
 FTE: 70.1
 Number tenure track: 36 (76.6%)

Median Salary Increases AY 18-19 to AY 19-20

All Full-time faculty: 6.0%
 All Part-Time faculty: 11.0%
 Promoted (Assistant to Associate) full-time faculty: 8.0%
 Promoted (Associate to Professor) full-time faculty: N/A
 Non-promoted full-time faculty: 6.0%

Revenue per FTSE FY 19

Total revenue: \$ 28,506
 Tuition/fees: \$ 5,237
 Local revenue: \$ 0
 State revenue: \$ 13,372
 Federal Revenue: \$ 7,014
 Other revenue: \$ 2,882

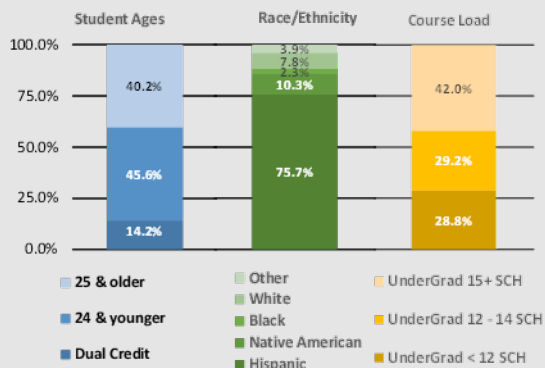
Use of Funds per FTSE FY 19

Total: \$ 27,436
 Instruction, Academic Support, and Student Services: \$ 12,031
 Research and Public Service: \$ 583
 Scholarship and Grants: \$ 5,941
 Institutional Support and O&M of Plant: \$ 7,123
 Other: \$ 1,758

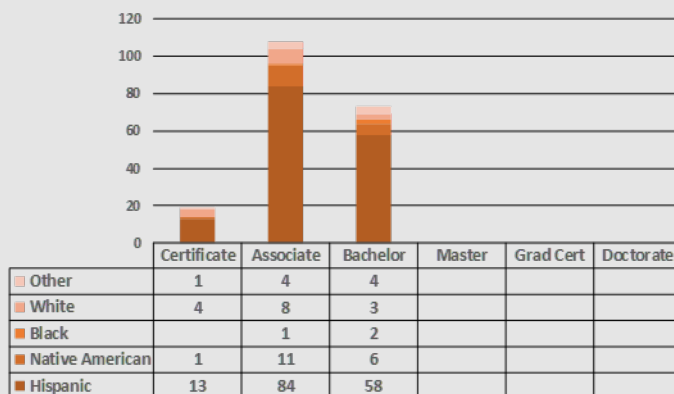
Research Expenditures FY 19

Total research exp.: \$ 5,927
 Fed. + priv. research exp. per T/TT FTE faculty: \$ 165

Enrollment AY 17



Completions AY 16



K-12 Education

555 hours

Some of the most important K-12 projects include mentoring middle school and high school students, developing STEM projects, and helping them to enter robotics competitions.

Another important project includes Drones workshops at the Pueblos K-12 system and supporting Sports Media at the local High School.

Workforce Development

212 hours

The most important project for STEM faculty was to develop contractual agreements and specialized curriculum with Los Alamos National Lab (LANL) and N3B for Radiation Control Technician and Nuclear Operations, respectively. Faculty also worked on Continuing Education agreement to retrain LANL technicians. Nursing faculty got involved in recruiting efforts at the local hospitals.

Civic Engagement

183 hours

Faculty participated as members of different boards such as the Mesa Prieta Petroglyph Project Board of Directors, NM Film/Media Education Task Force, Ancon Acequia Association, NM Humanities Council, Espinosa Acequia. Similarly, faculty were involved as consultants for some agencies such as the Greening Roots Institute or the Doula Project at Tewa Women United. Nursing faculty members got involved with some free clinics at the local hospitals.



Western New Mexico University

University Information

City:	Silver City
Founded:	1893
Website:	www.wnmu.edu
Tuition and fees (Fall 2019):	\$ 3,412
Student-Faculty ratio:	14.6:1

Enrollment Fall 2018

Total Headcount:	3,200
Graduate Students:	974
Undergraduate Students:	2,226
Dual Credit Headcount:	465
Dual Credit (% of Total Headcount)	14.5%
Total Student FTE:	1,990

Awards AY18-19

Top 3 Graduate Degrees

1. Social Work:	129
2. Multi-/Interdisciplinary Studies:	40
3. Business Administration and Management, General:	21

Top 3 Undergraduate Degrees

1. Social Work:	35
2. Criminal Justice/Safety:	30
3. Nursing Registered:	28

Awards to At-Risk Students

Degrees (AY18-19)	
Associates:	62 (59.0%)
Bachelor's:	169 (68.1%)
Master's:	126 (54.8%)

Certificates (AY18-19)

< 1 Year:	2 (7.7%)
1-2 Years:	9 (23.7%)
Post-Bachelor's Certificates:	11 (15.7%)

Faculty

Number full-time:	90
Number part-time:	145
Total faculty:	235
FTE:	136
Number tenure track:	83 (92.2%)

Median Salary Increases AY 18-19 to AY 19-20

All Full-time faculty:	4.0%
All Part-Time faculty:	0.0%
Promoted (Assistant to Associate) full-time faculty:	10.26%
Promoted (Associate to Professor) full-time faculty:	N/A
Non-promoted full-time faculty:	4.0%

Revenue per FTSE FY 19

Total revenue:	\$ 23,571
Tuition/fees:	\$ 7,744
Local revenue:	\$ 0
State revenue:	\$ 9,994
Federal Revenue:	\$ 3,110
Other revenue:	\$ 4,723

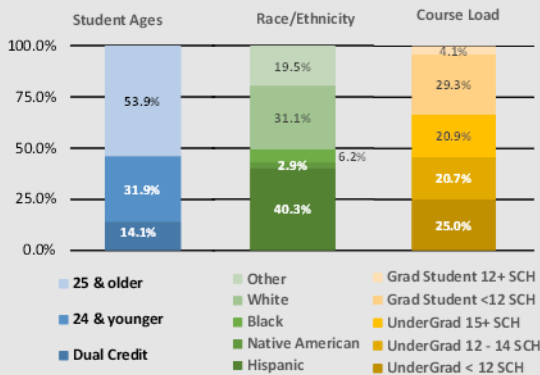
Use of Funds per FTSE FY 19

Total:	\$ 23,547
Instruction, Academic Support, and Student Services:	\$ 9,642
Research and Public Service:	\$ 1,518
Scholarship and Grants:	\$ 4,033
Institutional Support and O&M of Plant:	\$ 4,961
Other:	\$ 3,393

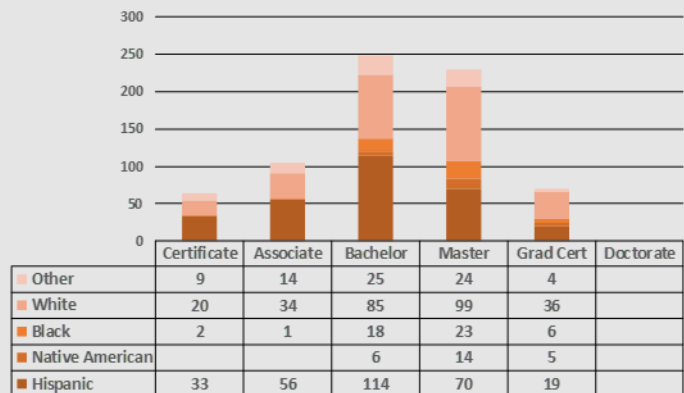
Research Expenditures FY 19

Total research exp.:	\$ 208,939
Fed. + priv. research exp. per T/TT FTE faculty:	\$ 889

Enrollment Fall 2018



Completions AY 18-19



K-12 Education

23,580 hours

The students enrolled in the teacher candidates programs work alongside teachers to provide instruction, scaffolding, support and one-on-one tutoring, mostly in Title I schools. The Early Childhood Program is currently serving 120 children, and provide comprehensive child- and family-centered services, including on-site family, child, and infant mental health services through the Family Counseling Center. The Child Development Center and Growing Tree Infant and Toddler Program continue to operate as a 5 STAR nationally accredited program through the National Association for the Education of Young Children.

Workforce Development

Not Available

The Public and Community Service hours, occurring in the WNMU Community & Workforce Development/Applied Technology Department, have been related to Students welding structural processes on fork lifts for Silver City fleet maintenance services heavy equipment in a time of need. A specialized process with 70,000 tensile strength to prevent breakage. Along with this, we have assisted the Chief of Police and other community members with different projects repairs. This has led to individuals gaining meaningful employment with the city and in Grant County. Two individuals have been employed with the City fleet maintenance services division.

Civic Engagement

860+ hours

Approximately 50 students took American National Government courses with a Service Learning component. Students picked a government, non-governmental, or community outreach program in their area and instructed to: 1) assess the organization's impact on the community, and 2) identify meaningful approaches to strengthen the program. Students developed surveys and conducted interviews with their respective organization's leadership, members, and community stakeholders.

This Page Intentionally Left Blank

Branch Community Colleges

ENMU-Roswell

ENMU-Ruidoso

NMSU-Alamogordo

NMSU-Carlsbad

NMSU-Dona Ana

NMSU-Grants

UNM-Gallup

UNM-Los Alamos

UNM-Taos

UNM-Valencia



Eastern New Mexico University Roswell

College Information

City:	Roswell
Founded:	1958
Website:	www.roswell.enmu.edu
Tuition and Fees (Fall 2019):	\$ 1,128
Student-Faculty ratio:	23:1

Enrollment Fall 2018

Total Headcount:	2,428
Graduate Students:	N/A
Undergraduate Students:	2,428
Dual Credit Students:	931
Dual Credit (% of Total Headcount)	8.34%
Total Student FTE:	1,464

Awards AY 18-19

Top 3 Degrees

1. Airframe Mechanics/Aircraft Maintenance Technician: 26
2. Business Admin/Management: 23
3. Occupational Therapy/Therapist: 23

Top 3 certificates

1. Nursing Assisting: 74
2. Automobile/Automotive Mechanics Tech: 73
3. Emergency Medical Tech: 62

Awards to At-Risk Students

Degrees (AY 18-19)	
Associates:	73 (39.2%)
Certificates (AY 18-19)	
< 1 Year:	43 (12.7%)
1-2 Years:	51 (30.4%)
2-4 Years :	4 (44.4%)

Faculty

Number full-time:	51
Number part-time:	68
Total faculty:	119
FTE:	72
Number tenure track:	34 (66.7%)

Median Salary Increases AY 18-19 to AY 19-20

All Full-time Faculty:	4.0%
All Part-Time Faculty:	None
Promoted (Assistant to Associate) full-time faculty:	4.0%
Promoted (Associate to Professor) full-time faculty:	4.0%
Non-promoted full-time faculty:	4.0%

Revenue per FTSE FY 19

Total revenue:	\$ 18,371
Tuition/fees:	\$ 2,494
Local revenue:	\$ 805
State revenue:	\$ 8,502
Federal Revenue:	\$ 4,869
Other revenue:	\$ 1,696

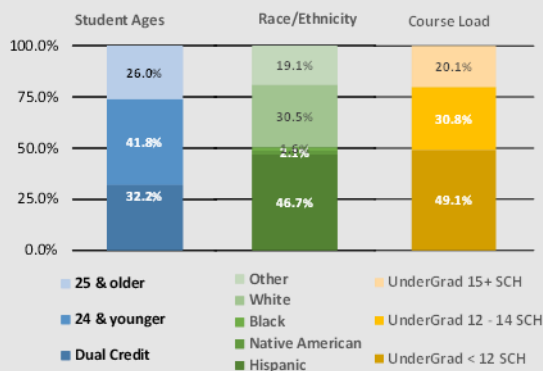
Use of Funds per FTSE FY 19

Total:	\$ 17,877
Instruction, Academic Support, and Student Services:	\$ 8,029
Research and Public Service:	\$ 1,865
Scholarship and Grants:	\$ 3,331
Institutional Support and O&M of Plant:	\$ 4,268
Other:	\$ 385

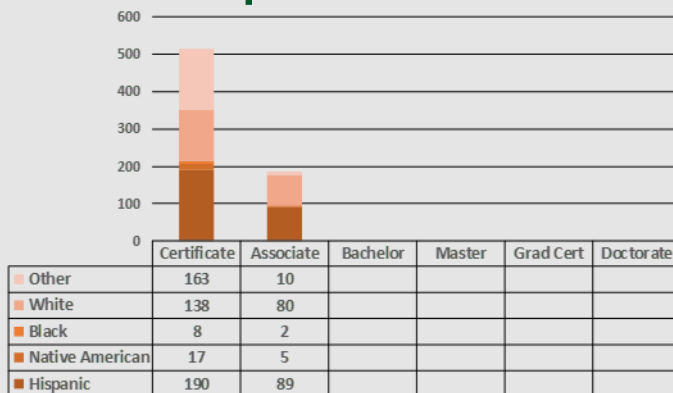
Research Expenditures FY 19

Total research exp.:	None
Fed. + priv. research exp. per T/TT FTE faculty:	N/A

Enrollment Fall 2018



Completions AY 18-19



K-12 Education

1,488 hours

In conjunction with the Department of Health, ENMU-Roswell hosts the Maze for Life program. The event covers three full days during which every 8th grade student in Chaves County-public school, private school, home school-participates in an event designed to increase student knowledge of health, education, and future employment issues. Students participate interactively to learn about the prevention of smoking, suicide, drug overdose, and drinking and driving; educational opportunities at ENMU-Roswell in the areas of health, career/technical, and academic programs; and job opportunities in Chaves County and the educational levels required for placement.

Workforce Development

26,258 hours

Workforce development projects such as dossier training for new RISD teachers, computer training for senior citizens, and civil rights training benefited 15 businesses, in four counties, and 530 individuals. Basic Emergency Medical Technician courses were presented at NM Junior College, ENMU Ruidoso, and Carlsbad, Portales, Eddy County, Hobbs, Roswell, and Artesia Fire Departments. Advanced Emergency Medical Technician course was taught at NM Junior College, with an EMR course taught in Eddy County. EMS refresher courses were delivered in Roswell.

Civic Engagement

350 hours

ENMU-Roswell hosted two Building Bridges Forums wherein community leaders were invited to share input and respond to questions about employability skills, professionalism, business opportunities, and collaboration. Communication 101 students identified, coordinated, and completed several service projects with the goal of helping people in the Roswell area. Select fall 2018 projects included: food donated to the Salvation Army; 467 canned goods contributed to Harvest Ministries; money provided to the United Way by students that held a movie night; personal care bags donated to the Roswell Refuge, a domestic violence shelter.



Eastern New Mexico University Ruidoso

College Information

City:	Ruidoso
Founded:	1991
Website:	www.ruidoso.enmu.edu
Tuition and Fees (Fall 2019)	\$ 590
Student-Faculty ratio:	13:1

Awards to At-Risk Students

Degrees (AY 18-19)	
Associates:	22 (37.9%)
Certificates (AY 18-19)	
< 1 Year:	6 (28.6%)
1-2 Years:	0 (0.0%)
2-4 Years :	0 (N/A)

Revenue per FTSE FY 19

Total revenue:	\$ 20,971
Tuition/fees:	\$ 1,683
Local revenue:	\$ 0
State revenue:	\$ 6,942
Federal Revenue:	\$ 6,610
Other revenue:	\$ 5,736

Enrollment Fall 2018

Total Headcount:	644
Graduate Students:	N/A
Undergraduate Students:	644
Dual Credit Students:	260
Dual Credit (% of Total Headcount)	40.37%
Total Student FTE:	288

Faculty

Number full-time:	Not Reported
Number part-time:	45
Total faculty:	166
FTE:	23
Number tenure track:	7 (N/A%)

Use of Funds per FTSE FY 19

Total:	\$ 18,850
Instruction, Academic Support, and Student Services:	\$ 8,669
Research and Public Service:	\$ 3,447
Scholarship and Grants:	\$ 2,426
Institutional Support and O&M of Plant:	\$ 4,307
Other:	\$ 1

Awards AY18-19

Top 3 Degrees

1. General Studies:	22
2. Pre-Nursing Studies:	8
3. Business Admin/Management:	5

Top 3 certificates

1. Nursing Assisting:	17
2. Welding Technology/Welder:	5
3. General Studies:	2

Median Salary Increases

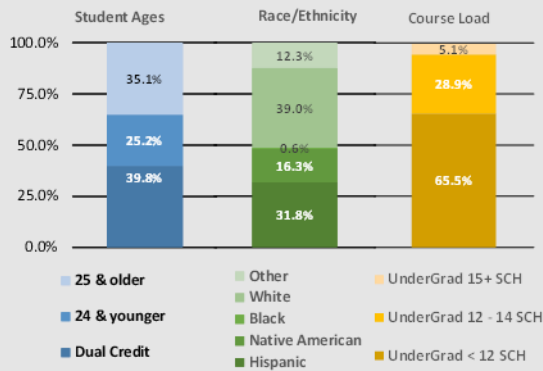
AY 18-19 to AY 19-20

All Full-time Faculty:	0
All Part-Time Faculty:	0
Promoted (Assistant to Associate) full-time faculty:	0
Promoted (Associate to Professor) full-time faculty:	0
Non-promoted full-time faculty:	0

Research Expenditures FY 19

Total research exp.:	None
Fed. + priv. research exp. per T/TT FTE faculty	N/A

Enrollment Fall 2018



Completions AY 18-19



K-12 Education

Not Available

Workforce Development

Not Available

Civic Engagement

Not Available

Please see ENMU-Ruidoso's website for more information.

NMWCC hosted two job Fairs last year: one on October 24, 2018 and the other on March 21, 2019.

Please see ENMU-Ruidoso's website for more information.



New Mexico State University Alamosordo

College Information

City: Alamosordo
 Founded: 1958
 Website: <http://nmsua.edu/>
 Tuition and Fees (Fall 2019): \$1,032
 Student-Faculty ratio: Not available

Enrollment Fall 2018

Total Headcount: 1,717
 Graduate Students: N/A
 Undergraduate Students: 1,717
 Dual Credit Students: 223
 Dual Credit (% of Total Headcount): 12.99%
 Total Student FTE: 739

Awards AY 18-19

Top 3 Degrees

1. General Studies: 43
2. Business/Commerce: 11
3. Health Services/Allied Health/
Health Sciences: 8

Top 3 certificates

1. General Studies: 4
2. Organizational Leadership: 3
3. Legal Assistant/Paralegal: 2

Awards to At-Risk Students

Degrees (AY 18-19)
 Associates: 51 (52.6%)
Certificates (AY 18-19)
 < 1 Year: 0 (0.0%)
 1-2 Years: 2 (20.0%)
 2-4 Years: 0 (N/A)

Faculty

Number full-time: 34
 Number part-time: 71
 Total faculty: 105
 FTE: 57.6
 Number tenure track: 20 (58.8%)

Median Salary Increases AY 18-19 to AY 19-20

All full-time faculty: 4.0%
 All part-time faculty: 5.0%
 Promoted (Assistant to Associate)
 full-time faculty: N/A
 Promoted (Associate to Professor)
 full-time faculty: N/A
 For non-promoted full-time faculty: 0.0%

Revenue per FTSE FY 19

Total revenue: \$ 17,116
 Tuition/fees: \$ 3,386
 Local revenue: \$ 939
 State revenue: \$ 9,521
 Federal Revenue: \$ 2,323
 Other revenue: \$ 948

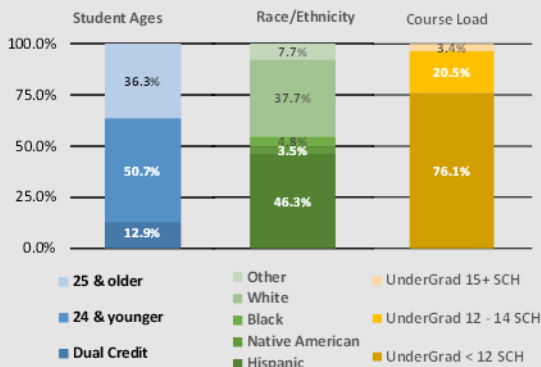
Use of Funds per FTSE FY 19

Total: \$15,272
 Instruction, Academic Support,
 and Student Services: \$ 9,308
 Research and Public Service: \$ 241
 Scholarship and Grants: \$ 6,302
 Institutional Support and
 O&M of Plant: \$ 8,966
 Other: \$ 8,251

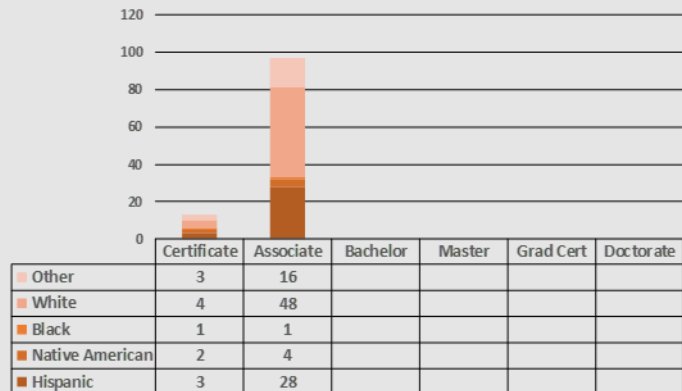
Research Expenditures FY 19

Total research exp.: None
 Fed. + priv. research exp.
 per T/TT FTE faculty: N/A

Enrollment Fall 2018



Completions AY 18-19



K-12 Education

1,000 hours

NMSU-A actively works with area school boards and administrations to foster a strong working relationship. NMSU-A also participates in numerous K-12 activities to improve student performance and to foster interest in high education including:

- partnership with two Alamosordo elementary schools in tutoring/mentoring third graders reading below grade level,
- judging science, robotics, and writing competitions, participating in high school career expos and science expositions,
- conducting STEM related tours for area high school students, clubs, and Junior Leadership Otero.

Workforce Development

5,000 hours

NMSU-A Continuing Education provides Non Credit Workforce Courses. NMSU-A is an active participant in the Otero County Economic Development Council (OCEDC), the Alamosordo Chamber of Commerce, and MainGate United, which is dedicated to workforce related efforts associated with Hollman Air Force Base. NMSU-A also hosts the Small Business Development Center and OCEDC on campus. These organizations are focused on developing skilled entrepreneurs and strong businesses.

Civic Engagement

300 hours

NMSU-A faculty and staff are active participants in civic engagement projects. Examples include:

- hosting Student Civic Organizations
- hosting annually a Constitution Day event
- hosting guest speakers/trainings from the community to discuss various topics
- participation in numerous community projects ranging from food drives and promotion of the 2020 Census to faculty and staff providing expertise to assist in a range of community projects and concerns.

College Information

City: Carlsbad
 Founded: 1950
 Website: www.carlsbad.nmsu.edu
 Tuition and Fees (AY 17-18): \$638
 Student-Faculty ratio: Not available

Awards to At-Risk Students

Degrees (AY 18-19)
 Associates: 48 (28.7%)
Certificates (AY 18-19)
 < 1 Year: 0 (N/A)
 1-2 Years: 7 (41.2%)
 2-4 Years: 0 (N/A)

Revenue per FTSE FY 19

Total revenue: \$ 25,621
 Tuition/fees: \$ 1,901
 Local revenue: \$ 14,889
 State revenue: \$ 5,415
 Federal Revenue: \$ 2,507
 Other revenue: \$ 908

Enrollment Fall 17

Total Headcount: 1,890
 Graduate Students: N/A
 Undergraduate Students: 1,890
 Dual Credit Students: 836
 Dual Credit (% of Total Headcount): 44.23%
 Total Student FTE: 820

Faculty

Number full-time: 63
 Number part-time: 42
 Total faculty: 105
 FTE: 48.86
 Number tenure track: 28 (44.4%)

Use of Funds per FTSE FY 19

Total: \$15,112
 Instruction, Academic Support, and Student Services: \$ 8,889
 Research and Public Service: \$ 473
 Scholarship and Grants: \$ 1,524
 Institutional Support and O&M of Plant: \$ 3,928
 Other: \$ 297

Awards AY 18-19

Top 3 Degrees

1. General Studies 93
 2. Registered Nursing 21
 3. Business/Commerce 9

Top 3 certificates

1. Licensed Practical/Vocational Nurse Training: 10
 2. General Studies: 7
 3. Welding Technology/Welder: 2

Median Salary Increases

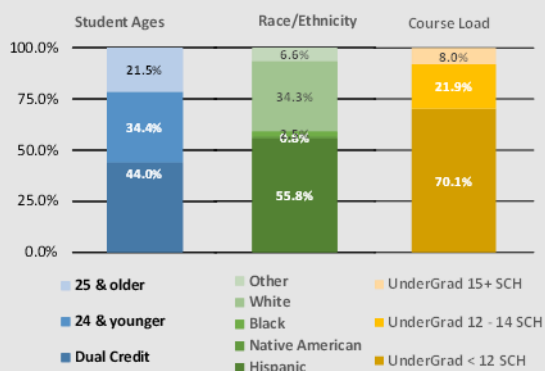
AY 18-19 to AY 19-20

All full-time faculty: 4.0%
 All part-time faculty: 0%
 Promoted (Assistant to Associate) full-time faculty: 11.0%
 Promoted (Associate to Professor) full-time faculty: 15.0%
 Non-promoted full-time faculty: 4.0%

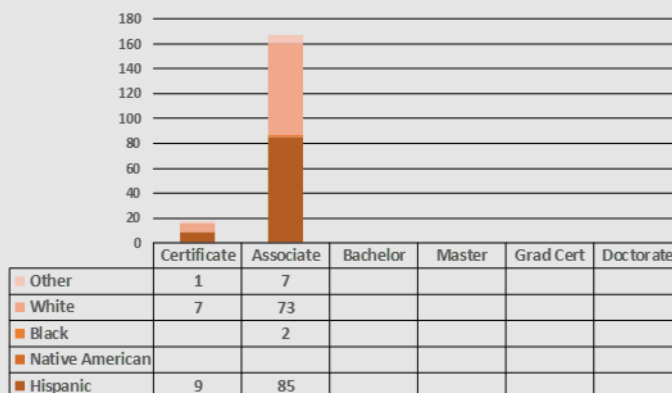
Research Expenditures FY 19

Total research exp.: None
 Fed. + priv. research exp. per T/TT FTE faculty: N/A

Enrollment Fall 2018



Completions AY 18-19



K-12 Education

88 hours

- Outreach campaign featuring Educators Rising Chapter 25 person student delegation from Carlsbad High School on the New Mexico State University Carlsbad campus, April 2019
- Campus event featuring Artesia Junior High School 18 person student delegation introduction to College Knowledge process
- Efforts to establish an Educators Rising Collegial Chapter on the NMSU Carlsbad Campus
- SAT/ACT Prep Course, Pre-college workshop, college tours from area schools

Workforce Development

663 hours

NMSU Carlsbad offers a variety of quality educational opportunities. The college is the Eddy County provider of Adult Basic Education services (ABE). The college offers developmental studies designed to provide students with basic skills needed to achieve academic success. Projects include Welding qualification, job fairs with oil and gas companies

Civic Engagement

693 hours

NMSU Carlsbad engages with community and civic organizations on efficient management and operations through course offerings and programs on topics such as: Introduction to Nonprofit Management, Marketing Your Nonprofit, Writing Effective Grant Proposals, Advanced Grant Proposal Writing, Speed Spanish II



New Mexico State University Doña Ana

College Information

City: Las Cruces
 Founded: 1973
 Website: www.dacc.nmsu.edu
 Tuition and Fees (Fall 2019) \$ 888
 Student-Faculty ratio: Not available

Enrollment Fall 2018

Total Headcount: 7,920
 Graduate Students: N/A
 Undergraduate Students: 7,920
 Dual Credit Students: 850
 Dual Credit (% of Total Headcount): 10.73%
 Total Student FTE: 4,740

Awards AY 18-19

Top 3 Degrees

1. General Studies 458
2. Criminal Justice/Safety Studies 78
3. Business/Commerce 65

Top 3 certificates

1. Emergency Medical Technology/Technician /EMT Paramedic: 79
2. Data Processing and Data Processing Technology/Technician: 30
3. Digital Communication and Media/Multimedia: 26

Awards to At-Risk Students

Degrees (AY 18-19)

Associates: 474 (49.9%)

Certificates (AY 18-19)

< 1 Year: 8 (11.6%)
 1-2 Years: 86 (27.6%)
 2-4 Years : 0 (N/A)

Faculty

Number full-time: 126
 Number part-time: 352
 Total faculty: 478
 FTE: 125.8
 Number tenure track: 121 (69.0%)

Median Salary Increases AY 18-19 to AY 19-20

Full-time Faculty: 11.0%
 Part-Time Faculty: 6.0%

Promoted (Assistant to Associate) full-time faculty: 12.0%
 Promoted (Associate to Professor) full-time faculty: 15.0%
 Non-promoted full-time faculty: 12.0%

Revenue per FTSE FY 19

Total revenue: \$ 12,279
 Tuition/fees: \$ 2,432
 Local revenue: \$ 1,182
 State revenue: \$ 4,785
 Federal Revenue: \$ 3,008
 Other revenue: \$ 873

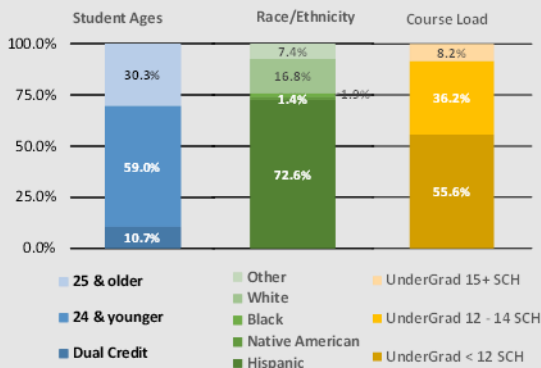
Use of Funds per FTSE FY 19

Total: \$ 11,365
 Instruction, Academic Support, and Student Services: \$ 6,166
 Research and Public Service: \$ 130
 Scholarship and Grants: \$ 3,173
 Institutional Support and O&M of Plant: \$ 1,704
 Other: \$ 192

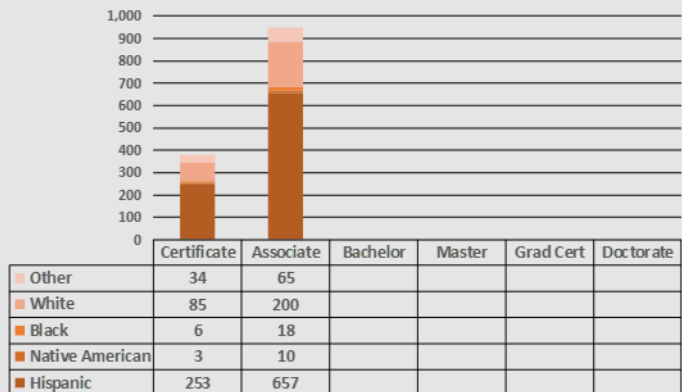
Research Expenditures FY 19

Total research exp.: None
 Fed. + priv. research exp. per T/TT FTE faculty: N/A

Enrollment Fall 2018



Completions AY 18-19



K-12 Education

778.5 hours

Dental Clinic Tours and Community Project Presentations. Dental Hygiene education in area public schools.

Volunteered at Tombaugh Elementary to work with approximately fifteen teachers that were members of an afterschool Math Club to develop effective fluency instruction.

Sierra Middle School : Media Magnet Students visit – over 80 students participated in a morning of media and ARTS workshops presented by DACC faculty.

Visiting & Responding to high school theatre productions: New Mexico High School Musical Theatre Association & High Desert One Act Play Festival

Workforce Development

560 hours

Shop N Swap – Gently used professional clothing, shoes, etc., is solicited, sorted, cleaned, and offered to students for \$1 per item to aid them in being dressed appropriately for job interviews, etc.

Debug Club – Club members ran a computer repair store and held computer clinics at DACC and NMSU. Skills included computer repair, customer relations, and store operations. Members also participated in Women in Technology in Training and Doctrine Command at White Sands Missile Range where students interacted with technology professionals.

Civic Engagement

2,216.5 hours

DACC Public Health Students worked at community based service-learning projects including food banks, outreach to vulnerable populations and community needs assessment mapping.

Faculty served on community organizations, such as March for Science, Earth Day, Southern New Mexico New Progressive, Voter registration.

Say Boo to the Flu - DACC students worked with the Department of Health, Memorial Medical Center and Mountain View Medical Center to offer flu shots for the public.

Empty Bowls Charity Fundraiser.



New Mexico State University Grants

College Information

City:	Grants
Founded:	1968
Website:	www.grants.nmsu.edu
Tuition and Fees (Fall 2019):	\$1,032
Student-Faculty ratio:	Not available

Enrollment Fall 2018

Total Headcount:	1,109
Graduate Students:	N/A
Undergraduate Students:	1,109
Dual Credit Students:	436
Dual Credit (% of Total Headcount):	39.31%
Total Student FTE:	383

Awards AY 18-19

Top 3 Degrees

1. General Studies	23
2. Social Work	3
3. Education	3

Top 3 certificates

1. Nursing Assisting:	15
2. Early Childhood Ed & Teaching:	2
3. Computer Technology/Computer Systems Technology:	1

Awards to At-Risk Students

Degrees (AY 18-19)	
Associates:	32 (72.7%)
Certificates (AY 18-19)	
< 1 Year:	0 (N/A)
1-2 Years:	13 (65.0%)
2-4 Years :	0 (N/A)

Faculty

Number full-time:	14
Number part-time:	32
Total faculty:	46
FTE:	24.7
Number tenure track:	9 (64.3%)

Median Salary Increases AY 18-19 to AY 19-20

Full-time faculty:	8.0%
Part-Time faculty:	0.0%

Promoted (Assistant to Associate) full-time faculty:	N/A
Promoted (Associate to Professor) full-time faculty:	N/A
Non-promoted full-time faculty:	8.0%

Revenue per FTSE FY 19

Total revenue:	\$ 17,755
Tuition/fees:	\$ 2,523
Local revenue:	\$ 846
State revenue:	\$ 8,966
Federal Revenue:	\$ 4,114
Other revenue:	\$ 1,305

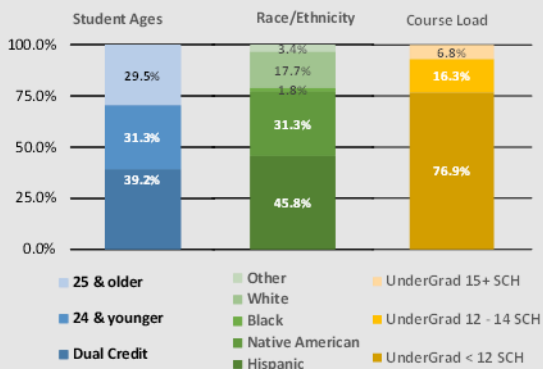
Use of Funds per FTSE FY 19

Total:	\$14,626
Instruction, Academic Support, and Student Services:	\$ 7,892
Research and Public Service:	\$ 525
Scholarship and Grants:	\$ 2,908
Institutional Support and O&M of Plant:	\$ 3,236
Other:	\$ 65

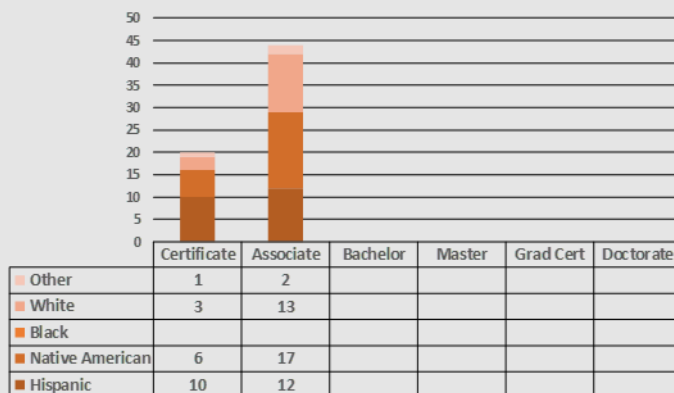
Research Expenditures FY 19

Total research exp.:	None
Fed. + priv. research exp. per T/TT FTE faculty:	N/A

Enrollment Fall 2018



Completions AY 18-19



K-12 Education

162 hours

NMSU Grants collaborates with its K-12 partners to encourage completion at both the secondary level and entry into college-level study. The latter is accomplished at NMSU Grants through its collaborative agreements to offer Dual Credit while students are enrolled in High School and through concurrent offerings that award college credit. Activities in this area support these initiatives.

Workforce Development

43 hours

NMSU Grants considers itself an equitable and active partner in economic development for the service area of the college. Consequently, the activities reflected are designed (and annually repeated) to provide supplemental guidance for individuals who wish to pursue employment and be more specifically engaged in the service community. Additionally, NMSU Grants wishes to contribute its time toward the advertisement and awareness of workforce development opportunities within the service area.

Civic Engagement

506 hours

NMSU Grants serves as a hub with the service area for civic engagement as well as artistic expression and cultural awareness. Associated activities indicated are designed (and annually offered) in support of the continuing development of new initiatives benefiting the civic prosperity of the service area. As a civic partner --within the city, county, and service area, NMSU Grants desires to participate in those activities that support civic engagement for all partners.



College Information

City:	Gallup
Founded:	1968
Website:	www.gallup.unm.edu
Tuition and Fees (Fall 2019):	\$ 966
Student-Faculty ratio:	19.4:1

Enrollment Fall 2018

Total Headcount:	2,234
Graduate Students:	N/A
Undergraduate Students:	2,234
Dual Credit Students:	564
Dual Credit (% of Total Headcount):	25.25%
Total Student FTE:	1,329

Awards AY 18-19

Top 3 Degrees

1. Liberal Arts and Sciences/ Liberal Studies:	55
2. Business Administration and Management:	39
3. Early Childhood Education and Teaching:	25

Top 3 certificates

1. Early Childhood Education and Teaching:	21
2. Nursing Assisting:	18
3. Emergency Medical Technology/ Technician:	14

Awards to At-Risk Students

Degrees (AY 18-19)	
Associates:	162 (68.1%)
Certificates (AY 18-19)	
< 1 Year:	32 (68.8%)
1-2 Years:	56 (52.8%)
2-4 Years :	0 (N/A)

Faculty

Number full-time:	54
Number part-time:	57
Total faculty:	111
FTE:	89.13
Number tenure track:	29 (53.7%)

Median Salary Increases AY 18-19 to AY 19-20

Full-time faculty:	4.0%
Part-Time faculty:	0.0%

Promoted (Assistant to Associate) full-time faculty:	6.0%
Promoted (Associate to Professor) full-time faculty:	12.0%
Non-promoted Full-Time faculty:	4.0%

Revenue per FTSE FY 19

Total revenue:	\$ 12,701
Tuition/fees:	\$ 2,307
Local revenue:	\$ 1,935
State revenue:	\$ 6,696
Federal Revenue:	\$ 626
Other revenue:	\$ 1,137

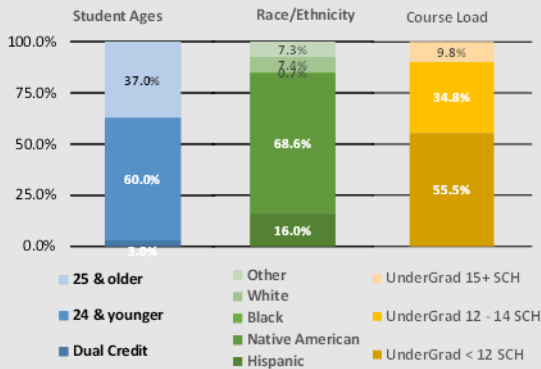
Use of Funds per FTSE FY 19

Total:	\$11,429
Instruction, Academic Support, and Student Services:	\$ 7,166
Research and Public Service:	\$ 662
Scholarship and Grants:	\$ 121
Institutional Support and O&M of Plant:	\$ 2,713
Other:	\$ 767

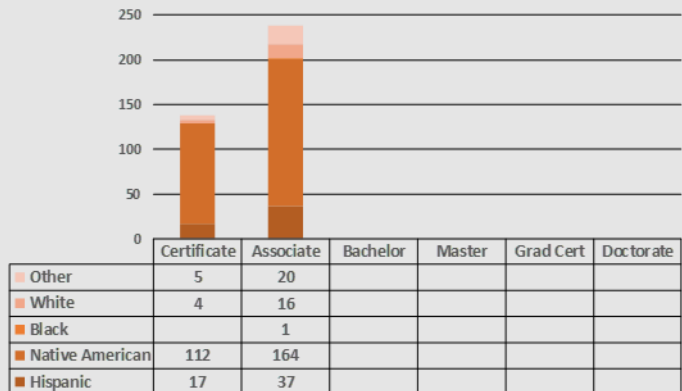
Research Expenditures FY 19

Total research exp.:	\$ 7,301
Fed. + priv. research exp. per T/TT FTE faculty:	\$ 252

Enrollment Fall 2018



Completions AY 18-19



K-12 Education

Not Available

Workforce Development

Not Available

Civic Engagement

Not Available

Please see UNM-Gallup's website for more information.

Please see UNM-Gallup's website for more information.

Please see UNM-Gallup's website for more information.

College Information

City: Los Alamos
 Founded: 1980
 Website: <https://losalamos.unm.edu>
 Tuition and Fees (Fall 2019): \$ 1,048
 Student-Faculty ratio: 12:1

Enrollment Fall 2018

Total Headcount: 940
 Graduate Students: N/A
 Undergraduate Students: 940
 Dual Credit Students: 131
 Dual Credit (% of Total Headcount): 13.94%
 Total Student FTE: 344

Awards AY 18-19

Top 3 Degrees

1. Liberal Arts and Sciences/Liberal Studies: 18
2. Business Admin/Management: 12
3. General Studies: 9

Top 3 certificates

1. Emergency Medical Technology/ Technician/EMT Paramedic: 35
2. Nursing Assistant: 13
3. Business Admin/Management: 3

Awards to At-Risk Students

Degrees (AY 18-19)
 Associates: 22 (35.5%)
Certificates (AY 18-19)
 < 1 Year: 14 (29.2%)
 1-2 Years: 0 (0%)
 2-4 Years: 0 (N/A)

Faculty

Number full-time: 5
 Number part-time: 71
 Total faculty: 76
 FTE: 32.7
 Number tenure track: 3 (N/A)

Median Salary Increases AY 18-19 to AY 19-20

Full-time faculty: 4.0%
 Part-Time faculty: 4.0%

Promoted (Assistant to Associate) full-time faculty: N/A
 Promoted (Associate to Professor) full-time faculty: N/A
 Non-promoted Full-Time faculty: 4.0%

Revenue per FTSE FY 19

Total revenue: \$ 14,306
 Tuition/fees: \$ 3,180
 Local revenue: \$ 4,243
 State revenue: \$ 5,108
 Federal Revenue: \$ 533
 Other revenue: \$ 1,242

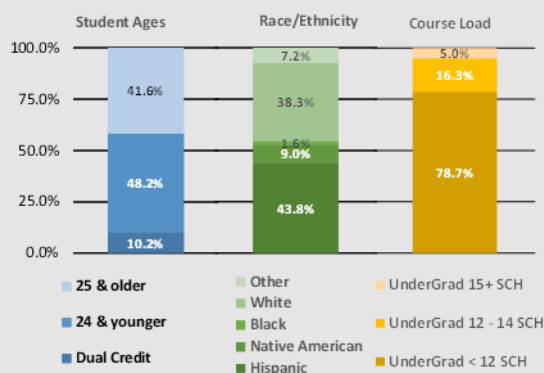
Use of Funds per FTSE FY 19

Total: \$ 12,454
 Instruction, Academic Support, and Student Services: \$ 7,385
 Research and Public Service: \$ 1,003
 Scholarship and Grants: \$ 115
 Institutional Support and O&M of Plant: \$ 3,670
 Other: \$ 281

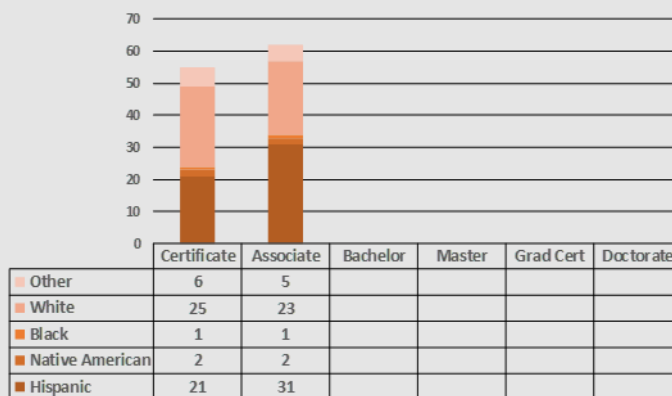
Research Expenditures FY 19

Total research exp.: None
 Fed. + priv. research exp. per T/TT FTE faculty: N/A

Enrollment Fall 2018



Completions AY 18-19



K-12 Education

2,581.5 hours

Collaboration with Los Alamos High School in an Early College program. Dual credit and concurrent enrollment classes for Los Alamos, Cuba, Pojoaque, and home school students. Summer Program for Youth, a two week age appropriate summer program for grades 1-10; as well as other year round community education classes including Astrophysics and Yoga. Host numerous middle school and high school student groups on campus, providing multiple academic presentations. Presentations to local K-12 events, including LANL Young Women in Physics, robotics, and other area stem events.

Workforce Development

12,462 hours

Development of new academic certificate programs in Radiation Control Technology and Welding. Participation in the LANL Higher Education Task Force meetings to develop strategies to recruit and train employees for the workforce needs in Northern New Mexico. Coordination of the Community Internship Program to provide workforce experience through project based internships with local employers. Chancellor serves in leadership positions with two key local economic development organizations. Delivered non-academic workforce training events including classes in communications, computer skills, and customer service.

Civic Engagement

2,466.5 hours

Participated in the design and implementation of Science Fest, the largest Los Alamos community event. Coordinated and hosted the Education Session of Leadership Los Alamos. Two employees participated in the entire 9-month program. Numerous individuals serve as leaders and members of local organizations including the local United Way, Community Foundation, Juvenile Justice Advisory Board, Rotary Club, 100 Women Who Care. Hosted committees of the NM Legislature; events for the League of Women Voters and the local schools; monthly meetings and special events of the Chamber of Commerce, United Way, local major political parties.



University of New Mexico Taos

College Information

City:	Taos
Founded:	2003
Website:	http://taos.unm.edu
Tuition and Fees (Fall 2019):	\$ 951
Student-Faculty ratio:	11:1

Enrollment Fall 2018

Total Headcount:	1,265
Graduate Students:	N/A
Undergraduate Students:	1,265
Dual Credit Students:	424
Dual Credit (% of Total Headcount):	33.52%
Total Student FTE:	538

Awards AY 18-19

Top 3 Degrees

1. Liberal Arts and Sciences/ Liberal Studies:	43
2. Physical Studies:	19
3. General Sciences:	13

Top 3 certificates

1. Community Health Services/Liaison/ Counseling:	12
2. Holistic Health:	10
3. Massage Therapy/Therapeutic Massage:	9

Awards to At-Risk Students

Degrees (AY 18-19)	
Associates:	73 (73.7%)
Certificates (AY 18-19)	
< 1 Year:	10 (38.5%)
1-2 Years:	13 (50.0%)
2-4 Years :	0 (N/A)

Faculty

Number full-time:	19
Number part-time:	81
Total faculty:	108
FTE:	112
Number tenure track:	8 (42.1%)

Median Salary Increases AY 18-19 to AY 19-20

Full-time Faculty:	4.0%
Part-Time Faculty:	4.0%

Promoted (Assistant to Associate) full-time faculty:	N/A
Promoted (Associate to Professor) full-time faculty:	N/A
Non-promoted Full-Time Faculty:	4.0%

Revenue per FTSE FY 19

Total revenue:	\$ 22,381
Tuition/fees:	\$ 2,135
Local revenue:	\$ 4,113
State revenue:	\$ 6,755
Federal Revenue:	\$ 6,380
Other revenue:	\$ 2,998

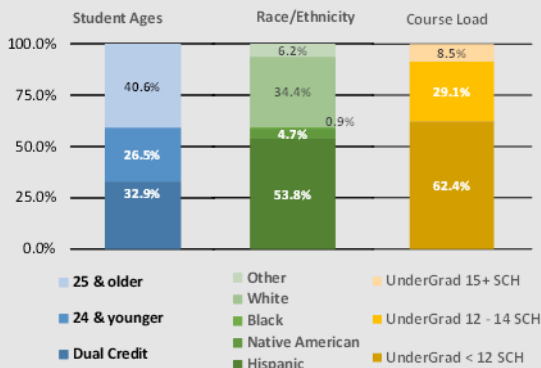
Use of Funds per FTSE FY 19

Total:	\$ 21,377
Instruction, Academic Support, and Student Services:	\$ 7,849
Research and Public Service:	\$ 7,801
Scholarship and Grants:	\$ 69
Institutional Support and O&M of Plant:	\$ 5,460
Other:	\$ 198

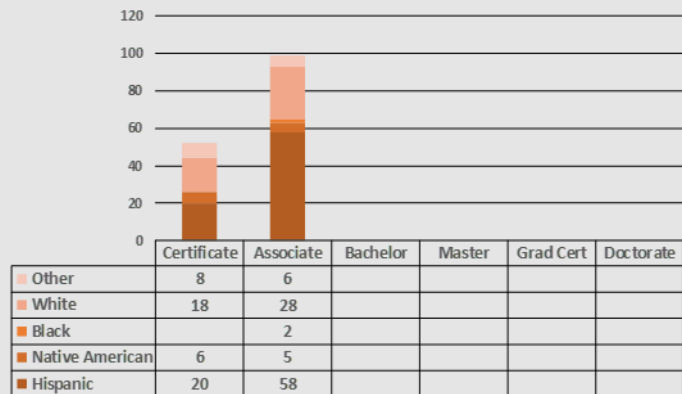
Research Expenditures FY 19

Total research exp.:	\$ 561,745
Fed. + priv. research exp. per T/TT FTE faculty:	\$ 70,218

Enrollment Fall 2018



Completions AY 18-19



K-12 Education

Not Available

Upward Bound Math and Science is a STEM (Science, Technology, Engineering, and Math) focused college preparatory program federally funded by the Department of Education. The goal of the program is to help students recognize and develop their potential to excel in science and math and to encourage them to pursue college degrees and careers in STEM. UBMS is funded to serve 60 students each year. The program is currently finishing its second year of a 5-year grant cycle.. 87.5% of high school graduates are successfully enrolled in college this fall.

Workforce Development

2,296 hours

UBMS is a STEM (Science, Technology, Engineering, and Math) focused college preparatory program federally funded by the Department of Education. The goal of the program is to help students recognize and develop their potential to excel in science and math and to encourage them to pursue college degrees and careers in STEM. UBMS is funded to serve 60 students each year. The program is currently finishing its second year of a 5-year grant cycle. 87.5% of high school graduates are successfully enrolled in college this fall, 4 graduates participated in our Summer Bridge program, 21 students participated in our Summer Academy.

Civic Engagement

Not Available

Please see UNM-Taos' website for more information.

College Information

City:	Valencia
Founded:	1964
Website:	https://valencia.unm.edu/
Tuition and Fees (Fall 2019)	\$ 939
Student-Faculty ratio:	21:1

Enrollment Fall 2018

Total Headcount:	2,340
Graduate Students:	N/A
Undergraduate Students:	2,340
Dual Credit Students:	885
Dual Credit (% of Total Headcount):	33.82%
Total Student FTE:	933

Awards AY 18-19

Top 3 Degrees

1. Multi-/Interdisciplinary Studies:	30
2. Physical Sciences:	19
3. Nursing Registered:	12

Top 3 certificates

1. Nursing Assisting	36
2. Phlebotomy/Phlebotomist	22
3. Home Health Aide/Attendant	19

Awards to At-Risk Students

Degrees (AY 18-19)

Associate's:	82 (59.0%)
--------------	------------

Certificates (AY 18-19)

< 1 Year:	21 (23.9%)
1-2 Years:	4 (44.4%)
2-4 Years :	0 (N/A)

Faculty

Number full-time:	33
Number part-time:	67
Total faculty:	100
FTE:	70
Number tenure track:	21 (36.6%)

Median Salary Increases

AY 18-19 to AY 19-20

All Full-time faculty:	4.0%
All Part-Time faculty:	3.0%

Promoted (Assistant to Associate full-time faculty): N/A

Promoted (Associate to Professor) full-time faculty: N/A

Non-promoted full-time faculty: 4.0%

Revenue per FTSE FY 19

Total revenue:	\$ 15,582
Tuition/fees:	\$ 1,965
Local revenue:	\$ 3,136
State revenue:	\$ 5,858
Federal Revenue:	\$ 3,069
Other revenue:	\$ 1,554

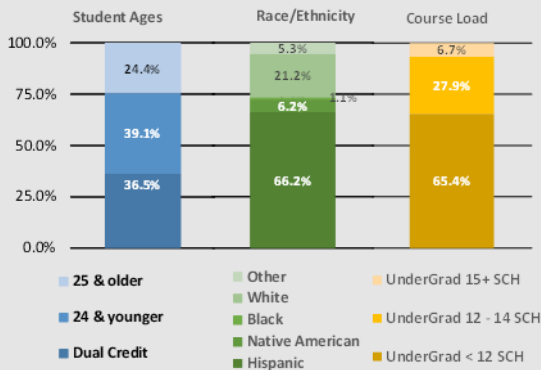
Use of Funds per FTSE FY 19

Total:	\$ 14,642
Instruction, Academic Support, and Student Services:	\$ 7,157
Research and Public Service:	\$ 3,564
Scholarship and Grants:	\$ 276
Institutional Support and O&M of Plant:	\$ 3,090
Other:	\$ 553

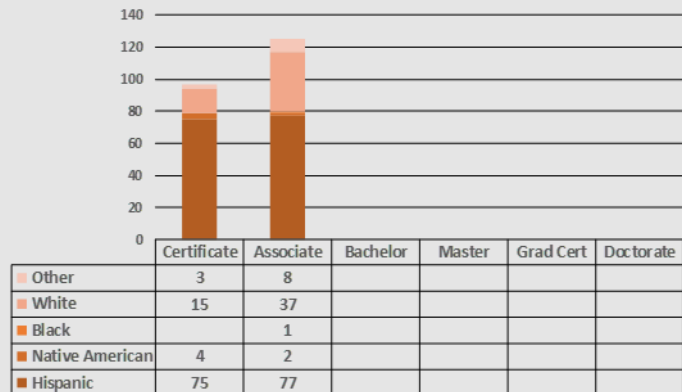
Research Expenditures FY 19

Total research exp.:	\$ 1,215,271
Fed. + priv. research exp. per T/TT FTE faculty	\$ 57,870

Enrollment Fall 2018



Completions AY 18-19



K-12 Education

3,145 hours

UNM Valencia is an active partner in central NM's Mission Graduate project, sponsored by the United Way. The goal is to produce more high school graduates, and more who then go on to postsecondary education. Two of our administrators are active in Mission Graduate-sponsored meetings.

UNM Valencia has an Upward Bound program to assist local high schools to encourage their at-risk students to finish high school and attend college. This grant provides tutors, support, field trips, service learning experiences, etc., to the high school students. Some of this work happens at the high school and some happens at UNM Valencia.

Workforce Development

12,798 hours

UNM Valencia houses the local Small Business Development Center for our region. This group helps local business develop and grow, providing training on a wide variety of business-related topics. UNM Valencia has several employees who serve on local and regional boards. The Dean of Instruction sits on the New Mexico Central Region Workforce Connection Board. Also we have representatives on the chambers of commerce for Belen, Los Lunas, and the Hispano Chamber. We also work closely with the state Department of Workforce Solutions to place students in jobs and develop apprenticeship programs.

Civic Engagement

29,546 hours

UNM Valencia works closely with the Valencia County Literacy Council. We provide them office space on campus, plus our Adult Education program partners with them to offer literacy and language courses to community members. UNM Valencia sponsors several community cultural events each year, which are free to the community. These events include concerts and readings, plus program for Veterans Day and Martin Luther King Day.

This Page Intentionally Left Blank

Independent Community Colleges

Central New Mexico

Clovis Community College

Luna Community College

Mesalands Community College

New Mexico Junior College

San Juan College

Santa Fe Community College

College Information

City: Albuquerque
 Founded: 1964
 Website: <http://www.cnm.edu/>
 Tuition/Fees (Fall 2019): \$ 813
 Student-Faculty ratio: 22:1

Enrollment Fall 2018

Total Headcount: 23,636
 Graduate Students: N/A
 Undergraduate Students: 23,636
 Dual Credit Students: 3,669
 Dual Credit (% of Total Headcount): 15.52%
 Total Student FTE: 12,000

Awards AY 18-19

Top 3 Degrees

1. General Studies: 1,400
2. Liberal Arts and Sciences/Liberal Studies: 698
3. Child Care Provider/Assistant: 502

Top 3 certificates

1. General Studies: 1,149
2. Liberal arts and Sciences/Liberal Studies: 885
3. Health Services/Allied Health /Health Science: 232

Awards to At-Risk Students

Degrees (AY 18-19)
 Associates: 1,650 (35.0%)

Certificates (AY 18-19)
 < 1 Year: 107 (8.5%)
 1-2 Years: 691 (20.2%)
 2-4 Years: 33 (16.8%)

Faculty

Number full-time: 321
 Number part-time: 526
 Total faculty: 847
 FTE: 533
 Number tenure track: N/A

Median Salary Increases AY 18-19 to AY 19-20

Three-Term

- AY 2018-2019: 2%
- AY 2019-2020: 5%

Two-Term

- AY 2018-2019: 2%
- AY 2019-2020: 5%

Part-Time

- AY 2018-2019: 13%
- AY 2019-2020: Not Available

Revenue per FTSE FY 19

Total revenue: \$ 14,340
 Tuition/fees: \$ 2,143
 Local revenue: \$ 4,573
 State revenue: \$ 4,640
 Federal Revenue: \$ 1,950
 Other revenue: \$ 1,034

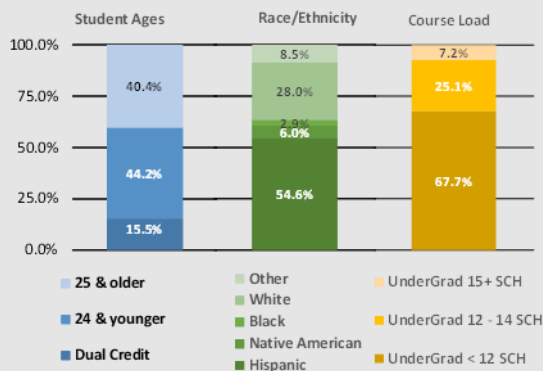
Use of Funds per FTSE FY 19

Total: \$ 13,761
 Instruction, Academic Support, and Student Services: \$ 8,317
 Research and Public Service: \$ 71
 Scholarship and Grants: \$ 2,137
 Institutional Support and O&M of Plant: \$ 3,162
 Other: \$ 74

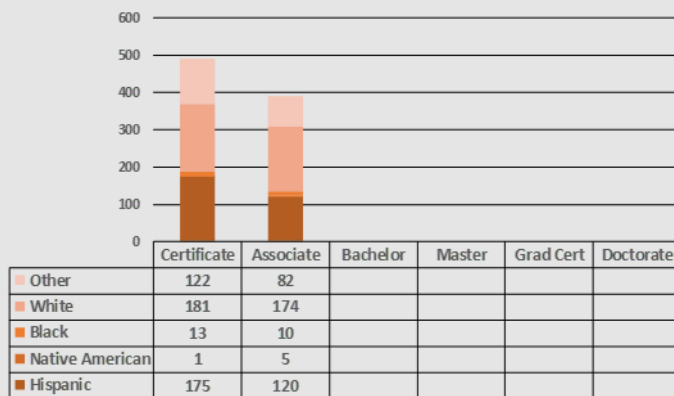
Research Expenditures FY 19

Total research exp.: None
 Fed. + priv. research exp. per T/TT FTE faculty: N/A

Enrollment Fall 18



Completions AY 18-19



K-12 Education

Not Available

In partnership with NASA, CNM hosts STEM days for high school students each year. Students have the opportunity to hear panel discussion on STEM topics by local scientists, engage in hands-on activities and demonstrations, and learn about CNM programs and resources. Each year on International Hour of Code Day, CNM Ingenuity hosts a free computer coding event for students in grades 4-12. They learn the basics of coding and create a basic computer game, while being provided pizza.

Workforce Development

Not Available

Students from CNM's Electrical Trades program volunteered to help restore old and "out-of-code" electrical systems for local non-profit Mandy's Farm in the South Valley of Albuquerque, which helps individuals with developmental disabilities achieve their goals for working in the community. The CNM students benefitted from real-world work experience while also serving the community. Several of CNM's trades programs also partner with Habitat for Humanity and other local organizations to provide students with hands-on experience. Students put the skills they learn on campus into practice on real construction projects, preparing them to succeed in the workforce after they graduate.

Civic Engagement

Not Available

CNM hosted the New Mexico Ethics in Business Awards. The awards program highlights businesses and business leaders who are committed to ethical business practices and civic-minded efforts in the community. In August, CNM hosted the first New Mexico Leadership Summit. The summit included a variety of accomplished speakers who focused on inspiring leaders from across the state to grow in their roles as leaders and seek out new ways to help improve the quality of life in New Mexico.



Clovis Community College

College Information

City:	Clovis
Founded:	1969
Website:	http://www.clovis.edu/
Tuition/Fees (Fall 2019):	\$688
Student-Faculty ratio:	16:1

Enrollment Fall 2018

Total Headcount:	3,409
Graduate Students:	N/A
Undergraduate Students:	3,409
Dual Credit Students:	670
Dual Credit (% of Total Headcount):	19.65%
Total Student FTE:	1,509

Awards AY 18-19

Top 3 Degrees

1. General Studies: 152
2. Liberal Arts and Sciences/Liberal Studies: 66
3. Nursing Registered: 40

Top 3 Certificates

1. Licensed Practical/Vocational Nurse Training: 71
2. Cosmetology/Cosmetologist: 58
3. Teacher Assistant/Aide: 45

Awards to At-Risk Students

Degrees (AY18-19)	
Associates:	152 (38.9%)
Certificates (AY 18-19)	
< 1 Year :	49 (14.8%)
1-2 Years:	99 (61.5%)
2-4 Years:	0 (N/A)

Faculty

Number full-time:	56
Number part-time:	100
Total faculty:	156
FTE:	78
Number tenure track:	N/A

Median Salary Increases AY 18-19 to AY 19-20

Full-Time faculty:	4.0%
Part-Time faculty:	0.0%

Promoted (Assistant to Associate) full-time faculty:	N/A
Promoted (Associate to Professor) full-time faculty:	N/A
Non-promoted Full-Time faculty:	4.0%

Revenue per FTSE FY 19

Total revenue:	\$ 14,740
Tuition/fees:	\$ 2,304
Local revenue:	\$ 1,098
State revenue:	\$ 6,542
Federal Revenue:	\$ 4,303
Other revenue:	\$ 493

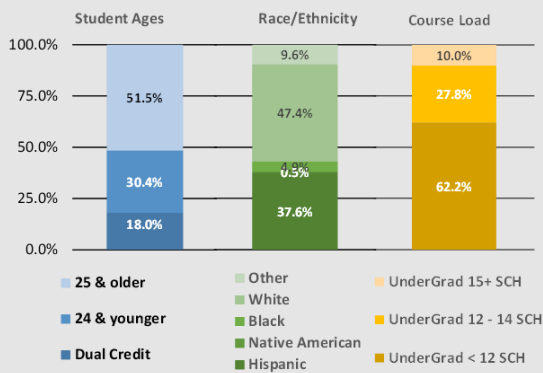
Use of Funds per FTSE FY 19

Total:	\$ 14,192
Instruction, Academic Support, and Student Services:	\$ 6,916
Research and Public Service:	\$ 936
Scholarship and Grants:	\$ 3,371
Institutional Support and O&M of Plant:	\$ 2,882
Other:	\$ 87

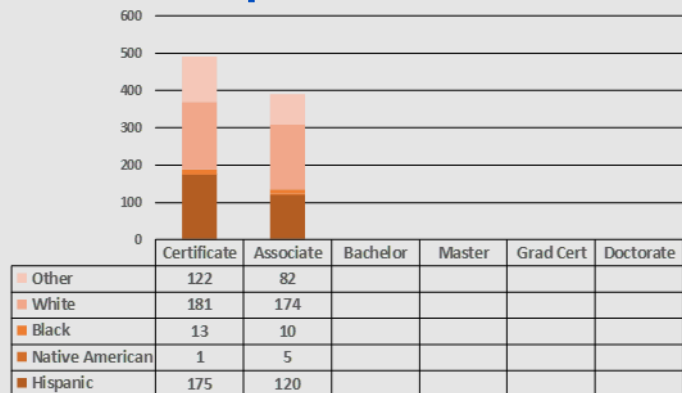
Research Expenditures FY 19

Total research exp.:	None
Fed. + priv. research exp. per T/TT FTE faculty:	N/A

Enrollment Fall 2018



Completions AY 18-19



K-12 Education

2,966 Hours

Kids' College is a series of free and fee-based courses and events delivering a curriculum including arts, recreation, defense awareness, and STEM classes to K-12 participants and their families. A selection of online non-credit courses are specifically designed for enhancing general teaching and classroom strategies for K-12.

Workforce Development

721 Hours

A selection of online non-credit courses are specifically designed for enhancing skills deemed by individuals and employers to be critical for job performance and career development. One example is the Microsoft Office Basics created for an area bank for employees. Food Safety Production Manager Certification continues to be popular and in-demand for the Curry County area. This assures that state mandated accredited certification for operation of food provider businesses in New Mexico.

Civic Engagement

832 Hours

ROPES Leadership training is an integrated part of a Chamber of Commerce coordinated program designed to embellish leadership skills among diverse members of the general Clovis community who are engaged in positions of managerial accountability. Re-certification for CPR as a community offering guarantees competency of life saving skills for area healthcare workers.



Luna Community College

College Information

City: Las Vegas
 Founded: 1969
 Website: <http://www.luna.edu/>
 Tuition/Fees (Fall 2019): \$ 484
 Student-Faculty ratio: 15:1

Enrollment Fall 2018

Total Headcount: 1,093
 Graduate Students: N/A
 Undergraduate Students: 1,093
 Dual Credit Students: 179
 Dual Credit (% of Total Headcount): 16.38%
 Total Student FTE: 513

Awards AY 18-19

Top 3 Degrees

1. Nursing Registered: 19
2. General Studies: 11
3. Business Administration and Management, General: 9

Top 3 certificates

1. Health and Medical Assistant: 22
2. General Studies: 8
3. Criminal Justice/Safety Studies: 12

Awards to At-Risk Students

Degrees (AY 18-18)
 Associates: 33 (44.6%)
Certificates (AY 18-18)
 < 1 Year: 0 (N/A)
 1-2 Years: 19 (29.2%)
 2-4 Years: 1 (100.0%)

Faculty

Number full-time: 23
 Number part-time: 57
 Total faculty: 77
 FTE: 45
 Number tenure track: N/A

Median Salary Increases AY 18-19 to AY 19-20

Full-Time Faculty: 6.0%
 Part-Time Faculty: 0.0%
 Promoted (Assistant to Associate) full-time faculty: N/A
 Promoted (Associate to Professor) full-time faculty: N/A
 Non-promoted full-time faculty: N/A

Revenue per FTSE FY 19

Total revenue: \$ 26,510
 Tuition/fees: \$ 1,492
 Local revenue: \$ 4,148
 State revenue: \$ 15,626
 Federal Revenue: \$ 2,985
 Other revenue: \$ 2,259

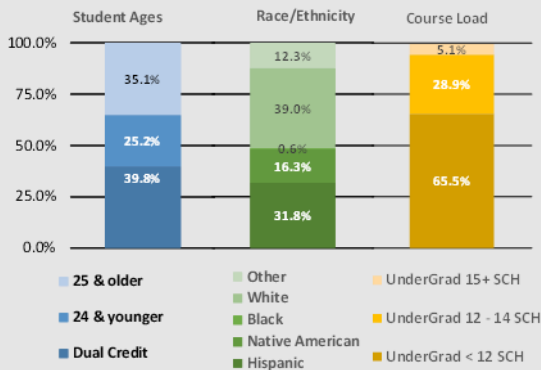
Use of Funds per FTSE FY 19

Total: \$ 27,486
 Instruction, Academic Support, and Student Services: \$ 12,977
 Research and Public Service: \$ 827
 Scholarship and Grants: \$ 3,518
 Institutional Support and O&M of Plant: \$ 8,443
 Other: \$ 1,721

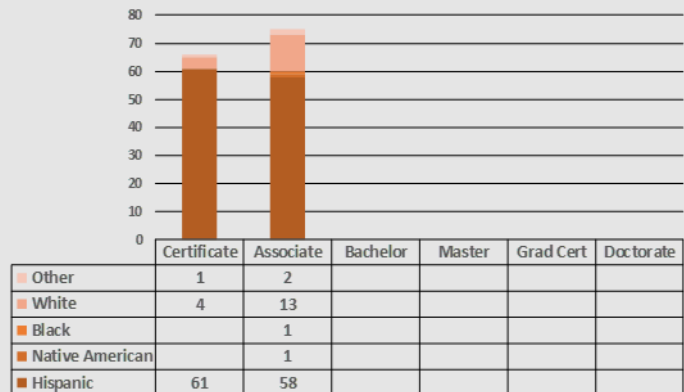
Research Expenditures FY 19

Total research exp.: None
 Fed. + priv. research exp. per T/TT FTE faculty: N/A

Enrollment Fall 2018



Completions AY 18-19



K-12 Education

1,334 hours

Luna's Monthly Dia de Familia events held in our Education Department Preschool Lab are significant in that they provide a learning environment connection between early learners and immediate/extended family members, providing a caregiver buy-in to the educational system. The family unit develops a value for the educational system that follows an early learner throughout their educational career.

Workforce Development

250 hours

Our main Workforce Development project is College Night, a career and training fair for high school students across northeastern New Mexico. Academic and Trade departments recruit students with materials promoting specific career fields and job opportunities. Students nearing completion and post-completion students engage potential students interested in career paths through academic and trade departments.

Civic Engagement

1,596 hours

Our most effective Civic Engagement projects revolve around the Luna Nursing Department and Clinical Engagement activities in a local homeless shelter. Having a significant homeless population, our Nursing program takes opportunities to engage with the operation in providing free flu shots, free health assessments, and free health education throughout the academic year. Outcome benefits include basic health services for the homeless population, hands-on clinical training for nursing students, and institutional/CBO connections in educational development and social service provision.



Mesalands Community College

College Information

City: Tucumcari
 Founded: 1994/2001
 Website: <http://www.mesalands.edu/>
 Tuition/Fees (Fall 2019): \$906
 Student-Faculty ratio: 18:1

Enrollment Fall 2018

Total Headcount: 1,068
 Graduate Students: N/A
 Undergraduate Students: 1,068
 Dual Credit Students: 317
 Dual Credit (% of Total Headcount): 29.68%
 Total Student FTE: 413

Awards AY 18-19

Top 3 Degrees

1. Electromechanical and Instrumentation Studies and Humanities: 18
2. PC Support Technician 33
3. Automobile/Automotive Mechanics Technology/Technician 22

Top 3 certificates

1. Electromechanical and Instrumentation Studies and Humanities: 211
2. Liberal Arts and Sciences, General Studies and Humanities: 13
3. Building Construction Technology: 14

Awards to At Risk Students

Degrees (AY18-19)
 Associates: 30 (51.7%)
Certificates (AY18-19)
 < 1 Year: 16 (5.4%)
 1-2 Years: 7 (58.3%)
 2-4 Years : 0 (N/A)

Faculty

Number full-time: 18
 Number part-time: 35
 Total faculty: 53
 FTE: Not Available
 Number tenure track: N/A

Median Salary Increases AY 18-19 to AY 19-20

Full-Time faculty: 4.0%
 Part-Time faculty: 4.0%
 Promoted (Assistant to Associate) full-time faculty: N/A
 Promoted (Associate to Professor) full-time faculty: N/A
 Non-promoted Full-Time faculty: 4.0%

Revenue per FTSE FY 19

Total revenue: \$ 17,301
 Tuition/fees: \$ 1,972
 Local revenue: \$ 701
 State revenue: \$ 10,250
 Federal Revenue: \$ 2,590
 Other revenue: \$ 1,787

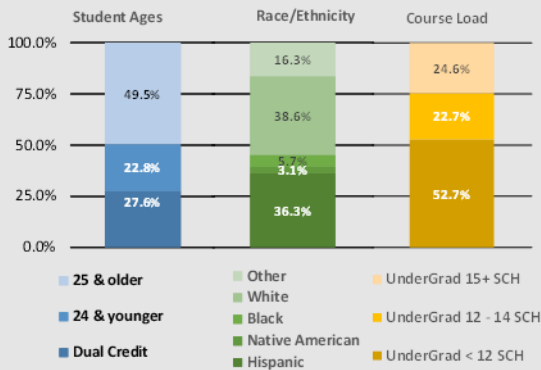
Use of Funds per FTSE FY 19

Total: \$ 18,053
 Instruction, Academic Support, and Student Services: \$ 8,859
 Research and Public Service: \$ 700
 Scholarship and Grants: \$ 2,984
 Institutional Support and O&M of Plant: \$ 4,347
 Other: \$ 1,163

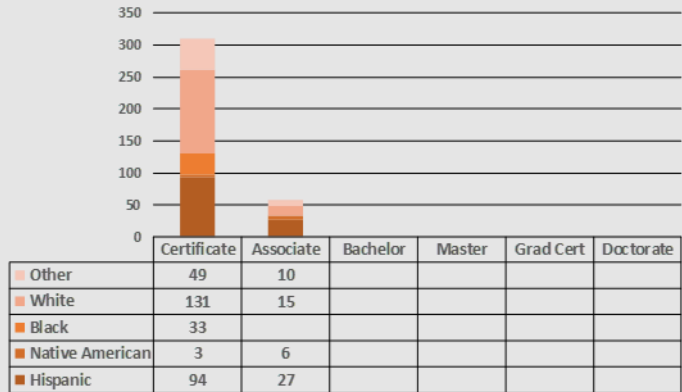
Research Expenditures FY 19

Total research exp.: None
 Fed. + priv. research exp. per T/TT FTE faculty: N/A

Enrollment Fall 2018



Completions AY 18-19



K-12 Education

90 hours

Public school field trips to campus, including but not limited to Maze of Life and Mesalands Community College Dinosaur Museum and Natural Sciences Laboratory, along with faculty participation in Earth Day

Workforce Development

80 Hours

Regional workforce development and economic development meetings, faculty and staff serving on local committees focused on enhancing the community

Civic Engagement

250+ Hours

National Fossil Day, Museum Day Live, Chamber of Commerce, civic organizations, and local events, such as Quay County Get Moving Fun Run, Fired Up Community Festival, and the Mesalands Community College's Annual Iron Pour



New Mexico Junior College

College Information

City:	Hobbs
Founded:	1965
Website:	www.nmjc.edu
Tuition and Fees (Fall 2019):	\$672
Student-Faculty ratio:	14:1

Enrollment Fall 2018

Total Headcount:	2,256
Graduate Students:	N/A
Undergraduate Students:	2,259
Dual Credit Students:	440
Dual Credit (% of Total Headcount)	19.5%
Total Student FTE:	1,464

Awards AY 18-19

Top 3 Degrees

1. General Studies:	287
2. Registered Nursing:	48
3. Automobile/Automotive Mechanics Technology:	25

Top 3 certificates

1. Criminal Justice/Safety Studies:	39
2. Early Childhood Education and Teaching:	21
3. Cosmetology/Cosmetologist:	19

Awards to At-Risk Students

Degrees (AY18-19)	
Associates:	138 (35.4%)
Certificates (AY18-19)	
< 1 Year:	0 (N/A)
1-2 Years:	14 (15.1%)
2-4 Years :	0 (N/A)

Faculty

Number full-time:	73
Number part-time:	70
Total faculty:	143
FTE:	Not Available
Number tenure track:	N/A

Median Salary Increases AY 18-19 to AY 19-20

All Full-time faculty:	4.0%
All Part-Time faculty:	None

Promoted (Assistant to Associate) full-time faculty:	N/A
Promoted (Associate to Professor) full-time faculty:	N/A
Non-promoted full-time faculty:	N/A

Revenue per FTSE FY 19

Total revenue:	\$ 36,330
Tuition/fees:	\$ 2,725
Local revenue:	\$ 23,599
State revenue:	\$ 4,358
Federal Revenue:	\$ 3,138
Other revenue:	\$ 2,510

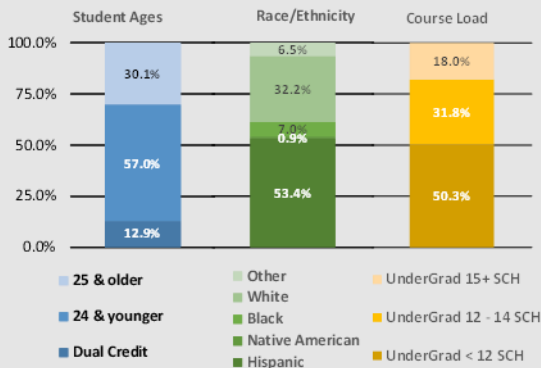
Use of Funds per FTSE FY 19

Total:	\$ 21,607
Instruction, Academic Support, and Student Services:	\$ 9,941
Research and Public Service:	\$ 141
Scholarship and Grants:	\$ 3,070
Institutional Support and O&M of Plant:	\$ 5,344
Other:	\$ 3,111

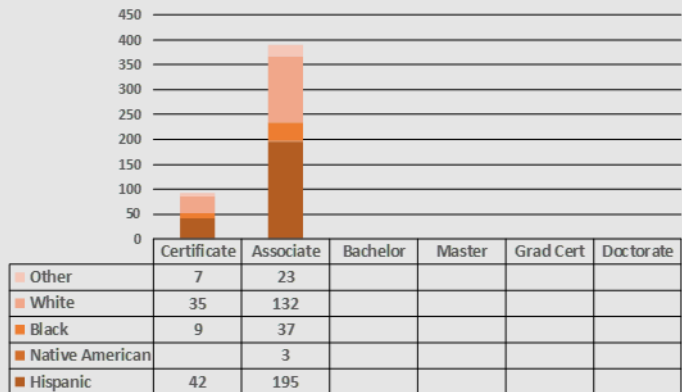
Research Expenditures FY 19

Total research exp.:	None
Fed. + priv. research exp. per T/TT FTE faculty:	N/A

Enrollment Fall 2018



Completion AY 18-19



K-12 Education

2,000 hours

We have two significant public projects focused on K-12 students and families. The first is Pi Day which is an annual event on March 14 each year. The event features an afternoon of learning activities and events with over 100 booths and exhibitions. Over 6,000 family and students attend this free event each year. The second event is the Staked Plains Round-up which involves 4th graders and their teachers. Over 2,000 students attend a western-themed activity.

Workforce Development

21,000 Hours

NMJC operates a robust workforce training program serving over 3,000 students and 200 employers annually.

Civic Engagement

1,000 hours

College staff and faculty regularly lead community activities including stuff-a-bus to feed low income families and toys for foster children each holiday season.

College Information

City:	Farmington
Founded:	1956
Website:	http://www.sanjuancollege.edu/
Tuition/Fees (Fall 2019):	920
Student-Faculty ratio:	12:1

Enrollment Fall 2018

Total Headcount:	7,052
Graduate Students:	N/A
Undergraduate Students:	7,052
Dual Credit Students:	1,214
Dual Credit (% of Total Headcount):	17.21%
Total Student FTE:	3,873

Awards AY 18-19

Top 3 Degrees

1. Liberal Arts and Sciences/Liberal Studies: 155
2. Veterinary/Animal Health Technology/Technician: 59
3. Registered Nursing: 49

Top 3 certificates

1. Veterinary/Animal Health Technology/Technician: 553
2. Automobile/Automotive Mechanics Technology/Technician: 135
3. Welding Technology/Welder: 62

Awards to At-Risk Students

Degrees (AY 18-19)	
Associates:	392 (50.4%)
Certificates (AY 18-19)	
< 1 Year:	20 (9.0%)
1-2 Years:	177 (19.4%)
2-4 Years:	9 (18.8%)

Faculty

Number full-time:	151
Number part-time:	341
Total faculty:	492
FTE:	264.7
Number tenure track:	N/A

Median Salary Increases

AY 18-19 to AY 19-20

Full-Time faculty:	4.82%
Part-Time faculty:	10.0%
Promoted (Assistant to Associate) full-time faculty:	8.04%
Promoted (Associate to Professor) full-time faculty:	7.08%
Non-promoted full-time faculty:	4.6%

Revenue per FTSE FY 19

Total revenue:	\$ 21,180
Tuition/fees:	\$ 2,931
Local revenue:	\$ 3,978
State revenue:	\$ 6,059
Federal Revenue:	\$ 3,925
Other revenue:	\$ 4,286

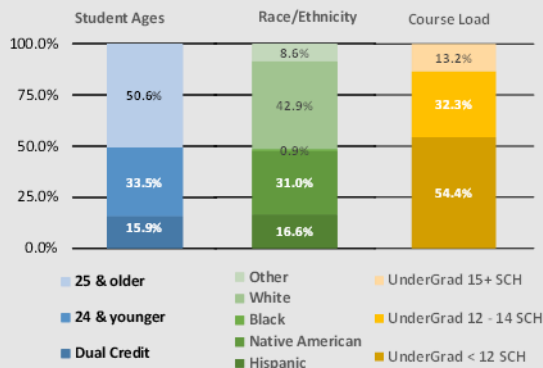
Use of Funds per FTSE FY 19

Total:	\$ 20,312
Instruction, Academic Support, and Student Services:	\$ 9,960
Research and Public Service:	\$ 467
Scholarship and Grants:	\$ 4,117
Institutional Support and O&M of Plant:	\$ 4,701
Other:	\$ 1,068

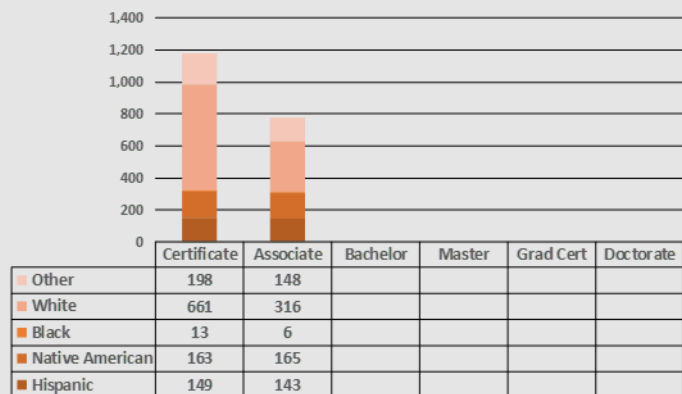
Research Expenditures FY 19

Total research exp.:	None
Fed. + priv. research exp. per T/TT FTE faculty:	N/A

Enrollment Fall 2018



Completions AY 18-19



K-12 Education

13,700 hours

San Juan College host the Four Corners Education Consortium for Student Success (4CESS) with our local K-12 districts. This group has a strategic plan focused on increasing high school and college graduation rates as well as aligning secondary and post-secondary programs. The college offers an Alternative Licensure Program to help address the local teacher shortage and has obtained grant funding to support teachers in the program.

Workforce Development

680 hours

The college offers free income tax assistance to over 1200 families that resulted in close to \$1m in tax refunds for these taxpayers. The college has partnered with the Navajo Nation Dept. of Self-Reliance to develop training opportunities. San Juan College works with regional economic development partners including 4 Corners Economic Development (4CED), the City of Farming, La Plata Economic Development, regional Chambers of Commerce, and conducts many one-on-one meetings with regional employers.

Civic Engagement

14,830 hours

) Our community learning center offers a variety of programs for community members of all ages, including summer camps for children through the "Encore" program for seniors. The college sponsors a wide variety of arts events including gallery showings of drawings, painting, sculpture, and ceramics that feature student artists, local artists, and artists from outside the community. The college's One Book/One Community program has developed to include partnerships with K-12 educators and includes lectures and other events for the college and the community.



Santa Fe Community College

College Information

City: Santa Fe
 Founded: 1983
 Website: <http://www.sfcc.edu/>
 Tuition/Fees (Fall 2019): \$877
 Student-Faculty ratio: 15.81

Enrollment Fall 2018

Total Headcount: 5,432
 Graduate Students: N/A
 Undergraduate Students: 5,432
 Dual Credit Students: 900
 Dual Credit (% of Total Headcount): 16.57%
 Total Student FTE: 2,229

Awards AY 18-19

Top 3 Degrees

1. Nursing Registered: 53
2. Business Administration and Management: 52
3. General Studies: 31

Top 3 certificates

1. Registered Nursing: 89
2. Secondary Education and Teaching: 42
3. Phlebotomy/Phlebotomist: 37

Awards to At-Risk Students

Degrees (AY 18-19)
 Associates: 135 (36.6%)
Certificates (AY 18-19)
 < 1 Year: 37 (22.4%)
 1-2 Years: 83 (16.1%)
 2-4 Years: 0 (N/A)

Faculty

Number full-time: 72
 Number part-time: 257
 Total faculty: 329
 FTE: 158
 Number tenure track: N/A

Median Salary Increases AY 18-19 to AY 19-20

Full-Time faculty: 5.0%
 Part-Time faculty: 5.0%

Promoted (Assistant to Associate) full-time faculty: N/A
 Promoted (Associate to Professor) full-time faculty: N/A
 Non-promoted full-time faculty: N/A

Revenue per FTSE FY 19

Total revenue: \$ 24,996
 Tuition/fees: \$ 3,166
 Local revenue: \$ 9,153
 State revenue: \$ 6,273
 Federal Revenue: \$ 3,389
 Other revenue: \$ 3,015

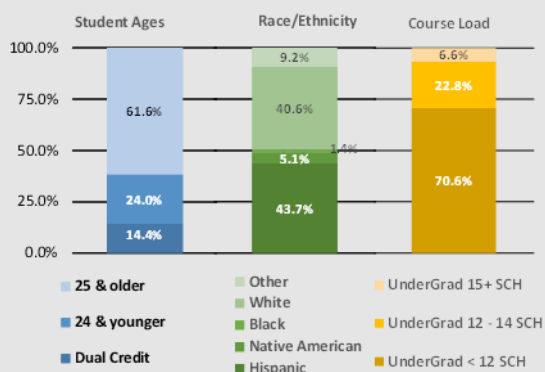
Use of Funds per FTSE FY 19

Total: \$ 23,472
 Instruction, Academic Support, and Student Services: \$ 11,277
 Research and Public Service: \$ 3,728
 Scholarship and Grants: \$ 2,788
 Institutional Support and O&M of Plant: \$ 4,802
 Other: \$ 876

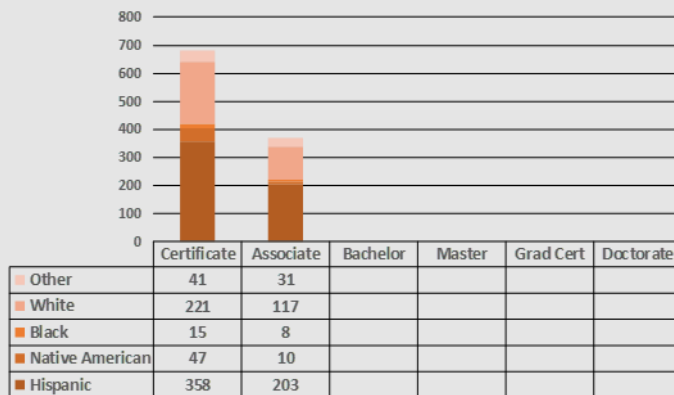
Research Expenditures FY 19

Total research exp.: None
 Fed. + priv. research exp. per T/TT FTE faculty: N/A

Enrollment Fall 2018



Completions AY 18-19



K-12 Education

8,400 hours

SFCC works closely with local high schools, charter schools, and other members such as STEM Santa Fe who hold workshops for K-12 students to come on campus. Santa Fe Community College is a founding member of the Opportunity Santa Fe, a birth-to-career collective impact initiative that aims to improve the lives of all Santa Feans. To this end, the collaborative have set targets and goals through the birth-to-career spectrum and developed strategies to address the challenges in our community. SFCC also actively engages in FAFSA workshops, professional development for teachers and high school counselors, provide college preparation workshops for students.

Workforce Development

11,585 Hours

SFCC's Innovation Center works on commercialization projects with new local companies and technologies that provide internships, employment, and technical expertise for SFCC and students. In addition to the academic and workforce partnerships that exist within our community, SFCC is home to the New Mexico Small Business Development Center and oversees 19 statewide-sites providing assistance to grow businesses and contribute to the state's economy. We have also been a recipient and lead institution for the U.S. Department of Labor Trade Adjustment Assistance Community College Career Training grant.

Civic Engagement

3,200 Hours

SFCC contributes to a range of civic engagement through its work with local, state, nonprofit, and community partners. For example, members of the community utilize SFCC space for conferences, meetings, on-campus activities (such as voter registration campaigns), and youth education summits. Each year, SFCC's Conference Services department hosts more than 200 of these types of events. Healthcare faculty and students also provide public service in the community and in schools providing health education, volunteering for community events such as free dental and medical clinics, and career presentations.

Special Schools

New Mexico Military Institute

New Mexico School for the Blind

New Mexico School for the Deaf



New Mexico Military Institute

College Information

City:	Roswell
Founded:	1893
Website:	www.nmmi.edu
Tuition/Fees (Fall 2019):	
Student-Faculty ratio:	16:1

Awards to At-Risk Students

Degrees (AY 18-19)	
Associates:	Not Available
Certificates (AY 18-19)	
< 1 Year:	Not Available
1-2 Years:	Not Available
2-4 Years:	Not Available

Revenue per FTSE FY 19

Total revenue:	\$56,659
Tuition/fees:	\$ 5,650
Local revenue:	\$ 0
State revenue:	\$ 2,728
Federal Revenue:	\$ 0
Other revenue:	\$48,282

Enrollment Fall 2018

Total Headcount:	498
Graduate Students:	N/A
Undergraduate Students:	498
Dual Credit Students:	86
Dual Credit (% of Total Headcount):	17.27%
Total Student FTE:	487

Faculty

Number full-time:	83
Number part-time:	4
Total faculty:	87
FTE:	83
Number tenure track:	60 (72.3%)

Use of Funds per FTSE FY 19

Total:	\$42,538
Instruction, Academic Support, and Student Services:	\$28,530
Research and Public Service:	\$ 0
Scholarship and Grants:	\$ 0
Institutional Support and O&M of Plant:	\$14,008
Other:	\$ 0

Awards AY 18-19

Top 3 Degrees

1. Liberal Arts and Sciences/Liberal Studies:

Top 3 certificates

1. N/A

Median Salary Increases

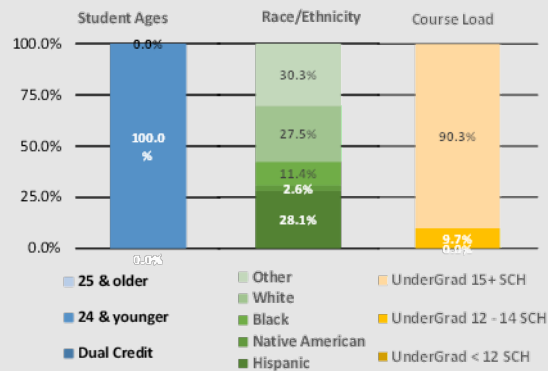
AY17-18 to AY18-19

All Full-time faculty:	4.42%
All Part-Time faculty:	0%
Promoted (Assistant to Associate Professor) Full-Time faculty:	8.0%
Promoted (Associate Professor to Professor) Full-Time faculty:	2.0%
Non-promoted Full-Time faculty:	4.18%

Research Expenditures FY 19

Total research exp.:	N/A
Fed. + priv. research exp. per T/TT FTE faculty:	N/A

Enrollment Fall 2018



K-12 Education

0 Hours

NMMI cadets provided support to three high school, one middle school and two elementary school veterans programs with cadet color guards and drill teams.

Workforce Development

0 Hour

NMMI provided a color guard to the Desk and Derrick Conference in Roswell in April 2018.

Civic Engagement

83.5 Hours

NMMI Athletic Department Cancer Awareness Week. Activities highlighting cancer awareness during home sporting events. (5 days), Three Blood Drives, three separate Veterans Day events, participation in the Southeastern NM State Fair Parade



New Mexico School for the Blind and Visually Impaired

School Information

City: Santa Fe
 Founded: 1903
 Website: www.nmsbvi.k12.nm.us/

Enrollment 2017-2018 (Birth—21 years of age) Albuquerque

Early childhood program Students: 60

Residential Campus (Alamogordo)

Students: 47
 Students with itinerant/
 consult services: 28
 Short-term placements: 8

Outreach and Services (Birth to 3 years)

Have been screened: 997
 New referrals: 1,177
 Active caseloads as of 6-2019: 612

Faculty

Teachers: 29
 Developmental Vision specialists: 17

Student Success

High School Graduation rate is 100% for students that are enrolled at graduation age.

Most program offerings are between 1 week and 2 years.

Instructional Resource Center

The Instructional Resource Center (IRC) at New Mexico School for the Blind and Visually Impaired (NMSBVI) serves as a statewide lending resource for Braille and large print textbooks, as well as other specialized equipment used by students with visual impairments. Each year, books and equipment from the IRC are loaned to schools for use by qualifying students, and then returned to the IRC to be used again by other students. This stretches educational dollars used to purchase these expensive items, and makes more textbooks available to students in a timely manner for use in their local educational agencies.

The Mission of NMSBVI

NMSBVI, an innovative leader and unifying entity in the field of educating students **birth -high school** who are blind or visually impaired, will identify and ensure quality education through collaborative relationships with students, families, and local/ state/ national partners to provide outstanding advocacy, training, resources, and support services, thus ensuring that all students who are blind or visually impaired will become independent, Productive members of their communities.

Birth to 3 Years

The New Mexico School for the Blind and Visually Impaired (NMSBVI) provides statewide direct services to families of young children who have a diagnosed visual impairment or who are considered to be at risk for receiving a VI diagnosis. Services are a partnership with NMSBVI, New Mexico's Family, Infant, Toddler Program (FIT) and the Navajo Nation; all children are served by IFSP team decision. Services are delivered in the family home or in another community environment that supports the child and his/her family.

Early Childhood Program in Albuquerque

The Preschool and Kindergarten Program serves children who are blind or visually impaired between the ages of 3 and 6 from Albuquerque and the surrounding areas. Students are required to have a diagnosed vision impairment that adversely impacts their capacity to learn in a more traditional classroom. All students are placed in the program by IEP committee decision held by the student's resident public school system. The academic program for Preschool and Kindergarten consists of literacy (print and Braille), math, concept development, socialization and all aspects of the expanded core curriculum for blindness. Students are encouraged to explore and to become familiar with their immediate environment; then expand outward to travel successfully into new and unfamiliar areas. Guided exploration and self-discovery are used to support learning at every level. The ECP specializes in identifying alternative communication systems for students with multiple disabilities including blindness. All children are placed in the preschool programs by IEP team decision because they require daily support from a teacher of the visually impaired.

NMSBVI Alamogordo

The New Mexico School for the Blind and Visually Impaired (NMSBVI) provides intensive compensatory skill development related to blindness/visual impairment on its residential campus, located in Alamogordo, New Mexico. Services in this setting are part of the full continuum of services for blindness education. The services are a partnership between the student's local education agency (LEA) and NMSBVI. Placement and services are developed in a joint IEP with participation by family, LEA and NMSBVI staff. In addition to a placement on the residential campus, short-term programs are also available.

Outreach Services

The Outreach Department of NMSBVI is designed to support public, private and BIE schools who serve students who are blind/visually impaired through consultation, some direct service and some mentor support.

Mentor Services: In a partnership with New Mexico State University, a personnel preparation program is available to any educator in the state who desires to gain the skills necessary to teach students who are blind or to serve as an orientation and mobility instructor in New Mexico. The Outreach Department provides mentor services to these interns.

Low Vision Clinic: This clinic offers a special examination to determine if a student's visual abilities can be improved. At the low vision clinic, a doctor of optometry, who has received specialized training in working with children with visual impairments, will measure how well the student sees things that are close and things that are distant, and will determine whether any low vision devices will help the student. If a near or distance low vision device is recommended, the student will have additional opportunity to explore using the device(s) with the guidance of members of the Low Vision Clinic Team.

Assistive Technology: The Consultant provides information and training on the latest technology that supports educational accessibility for New Mexico's students who are blind or visually impaired. In addition, NMSBVI has a technology Lending Library, from which school districts may borrow equipment prior to purchase. Appropriate technology is selected for a student by the assistive technology consultant following assessment of a student.



New Mexico School for the Deaf

School Information

City: Santa Fe
 Founded: 1885
 Website: <http://www.nmsd.k12.nm.us/>

Enrollment 2017-2018

Birth—21 years of age)

Total Students enrolled in Programs: 667
 Total Individual Students (Students may be enrolled in several programs): 612
 Statewide CECT (Educational Consultation/ Outreach to Public Schools): 191
 Statewide Early Intervention: 295
 Santa Fe Campus School program: 144
 Regional Preschools (Albuquerque, Farmington, Gallup, Las Cruces): 37
 Graduation rate: 100%

Faculty

Faculty: 113
 This number includes licensed Instructional Staff:

- Teachers, Counselors, Social workers, Audiologists, Occupational Therapists, Interpreters, Speech Language Pathologists, Nurses, Instructional Assistants
- Certified Developmental Specialists Providing Statewide Early Intervention Services
- Licensed Administrators
- Educational Consultants Providing Statewide outreach Services to Public Schools

Library

- NMSD's new library building opened in the fall of 2014
- It houses over 25,000 books in addition to magazines and other forms of print media
- The building also houses the museum as well as curricular resources and textbooks that are used in the classrooms

Academic Competitions

- NMSD's high school Academic Bowl Team competed in the Western Regional Competition in March 2018
- NMSD's Middle School Meth Team placed 5th out of 39 teams in the National Technical Institute for the Deaf National Math Competition

The Mission of NMSD

The mission of NMSD New Mexico's first public school, is to provide for the unique needs of the children and students who are deaf/hard of hearing, their families, and professional partners by providing a comprehensive array of school and statewide programs.

As a statewide service agency, NMSD collaborates with families, school districts, agencies and communities throughout the state to meet the critical language, communication, and learning needs of children and students in New Mexico who are deaf/hard of hearing, birth through high school.

As a school, NMSD provides an American sign Language and English bilingual learning environment that includes direct, ongoing access to language and communication in and out of the classroom with a wide range of peers, and adults. The students are interactive learners who receive dynamic high quality standards-based instruction in a variety of curricular and extra-curricular activities.

Toddler, Pre-K, and K-12 Services

Are on it's main Campus in Santa Fe With Standards based Curriculum, staff Specially trained to educate deaf and hard of hearing children, and a full array of related services including audiology, speech language pathology, ASL, nursing, interpreting, social work and occupational therapy. Students Participate in a whde array of sports, clubs and academic extracurricular activities such as Academic Bowl and Battle of the Books.

Satellite Preschool

In Gallup, Las Cruces, Farmington, and Albuquerque in collaboration with local school districts and following New Mexico Early Learning Guidelines. Teachers are trained in the principles of early childhood development through a Reggio Enilia Approach. NMSD boasts one of the exemplary programs for deaf preschoolers in the coutry that uses this philosophy.

Early Intervention

Services provided statewide in local communities serving babies and young children ages 0 – 6 and their families through Parent Infant Child and Deaf Mentor Programs providing essential supports for early learning of language and overall development.

Outreach, Training, and Consultation

Services to public schools and families statewide. Services include educational consultation with school district staff and families, ASL service corps providing ASL instruction, and district/regional and statewide workshops and events.

Instructional Strategies and Assessments

Data-driven instruction is essential in determining a student's strengths and needs and in determining not only the content that needs to be taught but the instructional strategies that should be used. NMSD's teachers regularly engage students in ongoing assessment activities that are designed to inform instruction. Yearly and short-cycle assessments are also used to evaluate NMSD students' progress.

Arts Education

Technology and the Arts are highly valued at NMSD. NMSD believes in providing students with every opportunity to incorporate their own cultural values through art as well as learn about the cultures of others. Another core belief is in freedom of expression through a variety of mediums and allowing NMSD's Deaf and hard of hearing students multiple ways to communicate through the Arts.

NMHED Divisions

Adult Education Division

Capital Projects Division

Financial Aid Division

Institutional Finance Division

GEAR UP New Mexico

Private Post-Secondary Division

Public Schools Liaison Division



Adult Education Division

Overview

The Adult Education Division oversees the provision of targeted educational services outlined by the Adult Education and Family Literacy Act (AEFLA), Title II of the federal Workforce Innovation and Opportunity Act. Adult education and literacy programs are recognized nationwide as both an important public service and a robust economic catalyst. During fiscal year 2018-2019, the Adult Education Division served a total of 10,960 students, supported by \$5,235,900 in state funding and \$4,415,516 in federal funding from the U.S. Department of Education. Conservatively calculated, without including public assistance savings or increased tax revenue, **New Mexico received a 580% return on its investment.**

947 students, unemployed at entry, entered the workforce and generated \$14,281,548 in wages after the second quarter of exiting program. Source: Department Workforce Solutions & LACES

1,029 HSE graduates had estimated earnings of \$9,631,440 (\$180.00 additional weekly earnings x 1029 graduates x 52 weeks) Source: Bureau of Labor, U.S. Department of Labor and LACES

1,706 people transitioned to college or vocational training with increased earnings of \$6,475,976 (\$73.00 additional weekly earnings x 1,706 transitioning x 52 weeks) Source: Bureau of Labor Statistics, U.S. Department of Labor and eDEAR.

\$14,281,548 + \$9,631,440 + \$6,475,976 = \$30,388,964 (FY18-19 RETURN) / \$5,235,900 (FY 18-19 State INVESTMENT) =

580% ROI

The adult education system includes 24 sub-grantee programs across New Mexico offering free instruction and training to eligible adults, including out-of-school youth ages 16-18. Most of these providers are postsecondary institutions. All adult education program participants are functioning at or below secondary academic skill levels and are in need of core skill development. Most lack a high school diploma or equivalent and have multiple barriers to supporting themselves and their families. For adults with low literacy levels, securing meaningful employment with a family-sustaining wage, effectively participating in their children’s education, accessing helpful community services, and informed civic engagement are a challenge. In collaboration with core partners, the Adult Education Division works to address these needs for the benefit of all New Mexicans.

ADULT EDUCATION HELPS NEW MEXICANS

- Strengthen foundational literacy and numeracy skills
- Earn a High School Equivalency Credential (HSE)
- Learn English as a second language (ESL) and civics
- Strengthen workplace readiness and “soft skills”
- Participate in workplace and apprenticeship training
- Transition to postsecondary education
- Develop sustainable career pathways
- Break generational cycles of low literacy and poverty



Capital Projects Division

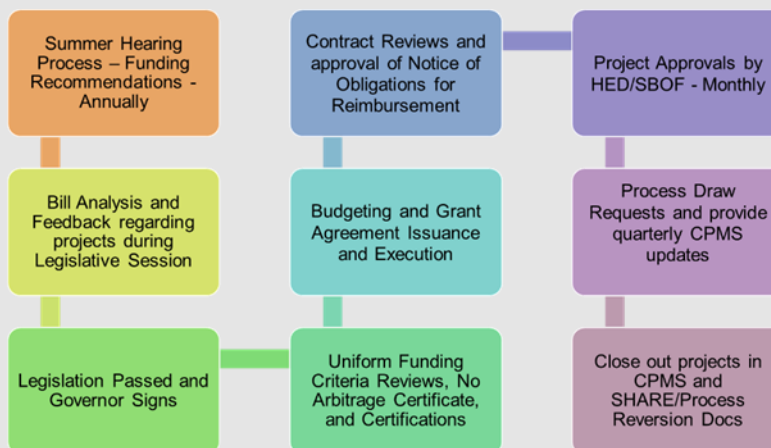
The New Mexico Higher Education Department (NMHED), through its Capital Projects Division, has a statutory responsibility to provide an equitable process for reviewing and recommending capital outlay funding for public post-secondary institutions each year. The NMHED Capital Outlay Committee, chaired by Dr. Gerald Burke and made up of representatives from the NMHED, Department of Finance and Administrations Capital Outlay Bureau, Legislative Finance Committee, and Energy and Minerals and Natural Resources Energy Conservation and Management Division, holds annual hearings throughout the state. Higher education institutions present their highest priority projects from their five year capital plan to the committee. The committee reviews and prioritizes all project requests, using the criteria established within NMAC 5.3.9 Capital Budgets – Planning and Funding Recommendations, and presents funding recommendations to the NMHED Cabinet Secretary for approval. In 2019, 61 project requests totaling \$380.6 million were presented to the Capital Outlay Committee during the Summer Hearing process.

The NMHED continues to give preference to projects which: contribute to a high quality educational environment, support the mission and role of the institution, address major health and safety issues, renovate existing facilities, and improve building energy efficiencies within eligible campus facilities statewide. A new initiative which will be added to the criteria for project review in 2020 is the departments commitment to evaluating the impacts of climate change and working with the institutions on integrating climate change mitigation and adaptation processes to support Governor Lujan Grisham’s Executive Order 2019-003 on addressing climate change and energy waste prevention.

The NMHED, with the assistance of a consulting firm, documented the current capital renewal processes of all thirty-two public post-secondary institutions in the state, examining how their facility management systems are used in support of the prioritization of capital needs. The study also provided a review of cloud-based software programs and methodologies used by Higher Education Departments and Commissions in other states to manage and track public post-secondary institutional facilities, with specific attention to the methodologies adopted by those states to manage and prioritize their capital funding recommendations. This study will be used by the department to acquire software to centralize, at the state level, a complete project list tied to the mission and financial capacity of each higher education institution, and an actionable portfolio of prioritized projects for annual funding recommendations and to be executed in a multi-year capital plan.

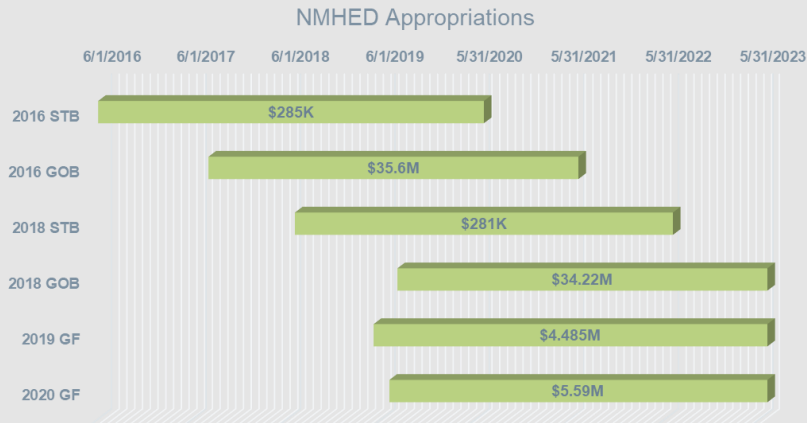
The Capital Projects Division also manages the day-to-day aspects of the higher education capital outlay program, which includes compliance with Executive Order 2013-006 Establishing Uniform Funding Criteria and Grant Management and Oversight Requirements for Grants of State Capital Outlay Appropriations by State Agencies and Other Entities as well as NMAC 5.3.10 Capital Projects Approval by the New Mexico Higher Education Department. In compliance with these requirements, NMHED establishes grant agreements between the Department and its grantees, monitors the grant agreement requirements, processes financial draws through the State Board of Finance, and organizes monthly Higher Education Capital Outlay Committee hearings. In 2019 the department reviewed and approved over \$200 million in projects during the monthly Capital Outlay Committee hearings. The \$200 million in projects included state appropriations from the 2016 and 2018 General Obligation (GO) Bonds, 2016 Severance Tax Bonds, 2018 General Fund, and other financing sources. An overview of the entire process can be found in Exhibit A below:

EXHIBIT A



The department currently oversees 120 active grant agreements totaling \$80 million in appropriations. Exhibit B below provides a graph of the active appropriations:

EXHIBIT B



The Capital Projects Division is looking forward to the upcoming Legislative Session and the opportunities to continue collaborating with stakeholders on the capital outlay process for higher education in the state.



Financial Aid Division

Legislative Lottery Tuition Scholarship

The purpose of the student financial aid program is to provide access, affordability and opportunities for success in higher education to students and their families so that all New Mexicans may benefit from postsecondary education and training beyond high school.

The NMHED Financial Aid Division is dedicated to helping students find financial support to attend and afford higher education. The Division manages 24 distinct programs to meet the needs of our state's diverse population, including grants, scholarships, work study, loan-for-service and loan repayment programs. The goals of the Division include:

1. To inform students in New Mexico that college is attainable and affordable;
2. To provide students and their families with the consumer information needed to make informed decisions about financing an education;
3. To make information about our financial aid programs accessible to all who qualify; and

To provide funding to pay for educational expenses for as many New Mexican students as possible.

Legislative appropriations within the P506 program are directed to the following funds:

Financial Aid Special Programs Fund;

Lottery Tuition Fund;

College Affordability Fund; and

The Legislative Endowment Fund and Legislative Endowment Scholarship Funds.

Scholarships, Grants and Loan Programs:

Legislative Lottery Scholarship Program

The Legislative Lottery Tuition Scholarship (Lottery Scholarship) is to provide tuition assistance for higher education students pursuant to the Legislative Lottery Tuition Scholarship Act.

In FY19, there were a total of 26,123 Lottery Scholarship recipients distributed by sector as follows:

17,710 recipients at the research institutions;

2,274 recipients at the four-year comprehensive colleges; and

5,118 recipients at the two-year independent and branch community colleges.

The table below depicts FY19 enrollment data and the number of lottery recipients for each institutions (grouped by sector). The percentage of Lottery Scholarship recipients is highest at the Research institutions, followed by the Comprehensive universities, with the lowest percentage of students receiving Lottery Scholarships within the Community College sector (two-year institutions).

New Mexico Scholars

The New Mexico Scholars Scholarship encourages NM high school graduates to enroll in a full-time undergraduate program at a public or private non-profit postsecondary in NM before their 22nd birthday.

Athletic Scholarship

State funds are allocated to eligible institutions to improve access to higher education for resident and non-resident student athletes.

Bridge Scholarship

The 3% (The Bridge) Scholarship is established by the board of regents of each institution to establish scholarships for students who are residents of New Mexico in an amount not to not to exceed tuition and fees. Eligible institutions shall ensure that all available 3% Scholarships are awarded before granting Lottery Scholarships.

Competitive Scholarship

Created to encourage out-of-state students who have demonstrated high academic achievement in high school to enroll in New Mexico public institutions of higher education.

Graduate Scholarship

Created to increase graduate enrollment at public postsecondary institutions for students from groups underrepresented in graduate education.

Teacher Preparation Affordability Scholarship

The Teacher Preparation Affordability Scholarship was enacted during the 2019 legislative Session. The purpose is to encourage New Mexico students to attend and complete an accredited public education approved teacher preparation program at a New Mexico public post-secondary educational institution or tribal college. Scholarship awards have been distributed to over 470 students during the fall of 2019. Each scholarship award shall not exceed \$6,000 per academic year based on the students' financial need. The scholarship award is to help defray the education expenses to include tuition, fees, books and course supplies and living expenses.

Grow Your Own Teachers Scholarship

The Grow Your Own Teachers program was enacted during the 2019 Legislative Session to provide scholarship awards to qualified educational assistants working within New Mexico's public schools. Students enrolled at a public post-secondary educational institutions in New Mexico. The first scholarship awards distributed to qualified educational assistants were during the fall of 2019. Each award shall not exceed \$6,000 per academic year based on the students' financial need. The scholarship award is to help defray the education expenses to include tuition, fees, books and course supplies.

Vietnam Veterans' Scholarship

A state scholarship for resident undergraduate and graduate students that provides tuition, fees, and book allowances to Vietnam Veterans certified by the New Mexico Veterans' Service Commission.

Wartime Veterans' Scholarship

A state scholarship for resident undergraduate and graduate students that provides tuition, fees, and book allowances to certain certified by the New Mexico Veterans' Service Commission. Candidates must have exhausted their federal veteran's education benefits.

INDEX OF GRANTS

Student Incentive Grant Program

The NM Student Incentive Grant is for resident undergraduate students with substantial financial need who are attending a New Mexico public college or university or tribal college.

Work Study Program

The New Mexico Work Study Program was created to provide funding for employment opportunities for qualified resident students attending public colleges or universities for the following eligible colleges in New Mexico.

Loans For Service

Allied Health Loan For Service Program

The purpose of the Allied Health Loan-For-Service is to increase the number of physician assistants in areas of the state which have experienced shortages of health practitioners, by making educational loans to students seeking certification/licensure in an eligible health field. As a condition of each loan, the student shall declare his/her intent to practice as a health professional in a designated shortage area within the state of New Mexico. For every year of service provided in a designated shortage area within New Mexico, a portion of the loan will be forgiven. If the entire service agreement is fulfilled, 100% of the loan is eligible for forgiveness. Penalties will be assessed if the service agreement is not satisfied.

Medical Loan For Service Program

The purpose of the Medical Loan-For-Service is to increase the number of physicians in the state which have experienced shortages of health professional by making educational loans to students entering medical school. As a condition of each loan, the student shall declare his/her intent to practice as a health professional in a designated shortage area within the state of New Mexico. For every year of service provided in a designated shortage area within New Mexico, a portion of the loan will be forgiven. If the entire service agreement is fulfilled, 100% of the loan is eligible for forgiveness. Penalties will be assessed if the service agreement is not satisfied.

Nursing Loan For Service Programs

The purpose of the Nursing Loan-For-Service is to increase the number of nurses in areas of the state which have experienced shortages by making educational loans to students entering nursing programs. As a condition of each loan, the student shall declare his/her intent to practice as a health professional in a designated shortage area within the state of New Mexico. For every year of service provided in a designated shortage area within New Mexico, a portion of the loan will be forgiven. If the entire service agreement is fulfilled, 100% of the loan is eligible for forgiveness. Penalties will be assessed if the service agreement is not satisfied.

Link to additional information: http://www.hed.state.nm.us/students/nursing_lfs.aspx

Minority Doctoral Loan For Service Program

The Minority Doctoral Assistance Loan for Service Program was enacted to increase the number of ethnic minorities and women available to teach engineering, physical or life sciences, mathematics, and other academic disciplines in which ethnic minorities or women are demonstrably underrepresented in New Mexico Colleges and Universities. The state encourages partnerships between the New Mexico Higher Education Department, institutions of higher education, and students interested in entering a doctoral program to cultivate greater participation by underrepresented groups in doctoral programs leading to careers as university faculty. Their participation will not only provide an increase in the diversity of faculty at New Mexico institutions of higher education, but it will also enhance educational opportunities for New Mexicans from underrepresented groups. An additional outcome will be the increase of role models from diverse backgrounds in disciplines where few faculty from underrepresented groups presently exist.

Nurse Educator Loan For Service

The purpose of the Nurse Educator Loan-For-Service is to enhance the ability of college and university employed nursing educators to obtain Bachelor of Science, Master of Science and Doctor of Philosophy degrees. For every year of service provided, a portion of the loan will be forgiven. If the entire service agreement is fulfilled, 100% of the loan is eligible for forgiveness. Penalties will be assessed if the service agreement is not satisfied.

Teacher Loan For Service Program

The purpose of the Teacher Loan-For-Service program is to proactively address New Mexico's teacher shortage by providing students with the financial resources to complete or enhance their post-secondary teacher preparation education.

WICHE Loan For Service Program

The purpose of the Western Interstate Commission on Higher Education (WICHE) Loan-For-Service Program is to allow New Mexico students to enroll at selected out-of-state graduate or professional programs which are not offered at New Mexico public universities.

Exchange students receive preference in admission. They pay reduced levels of tuition; for most students, resident tuition in public institutions or reduced standard tuition at private schools. New Mexico pays a support fee to the admitting school to help cover the cost of students' education. As a condition of each loan, the student shall declare his/her intent to return to New Mexico to practice as a professional in their field of study. For every year of service provided, a portion of the loan will be forgiven. If the entire service agreement is fulfilled, 100% of the loan is eligible for forgiveness. Penalties will be assessed if the service agreement is not satisfied.

Loan Repayment Programs

New Mexico Children, Youth and Families Worker Loan Repayment Program

The New Mexico Children, Youth and Families Worker Loan Repayment Program provides education loan repayment assistance to certain professionals employed with the New Mexico Children, Youth and Families Department.

Health Professional Repayment Program

The purpose of the New Mexico Health Professional Loan Repayment Program (HPLRP) is to provide repayment for outstanding student loans of practicing health professionals. As a condition of the program, a health professional must make a two year service commitment to practice full-time in a designated medical shortage area in New Mexico. The HPLRP is a competitive program. Application to the program does not guarantee funding.

John R. Justice Loan Repayment Program

The New Mexico John R Justice Program provides educational loan repayment benefits to prosecutors and public defenders in New Mexico using funding from the John R. Justice (JRJ) Program. The purpose of the program is to encourage qualified attorneys to choose careers as prosecutors and public defenders and to continue in that service.

Public Service Law Loan Repayment Program

The purpose of the New Mexico Public Service Law Loan Repayment Assistance Program (LRAP) is to provide legal educational loan repayment assistance to individuals providing public service in state or local government or the non-profit sector in New Mexico to low income or underserved residents.

Teacher Loan Repayment Program

The purpose of the Teacher Loan Repayment Program (TLRP) is to increase the number of teachers in designated high-risk teacher positions in public schools through an educational loan repayment program. The program provides for repayment of the principal and reasonable interest accrued on loan obtained from the federal government for teacher education purposes.

FY18 Student Headcount and Lottery Scholarship Recipients			
(Source: HED eDEAR reporting system)			
Institution	Total Student Headcount	Lottery Scholarship Recipients	Scholarships as Percentage of Total Students
NM Tech	1,886	1011	53.61%
NMSU	14,297	5,685	39.76%
UNM	24,188	11,014	45.53%
RESEARCH SECTOR TOTAL	40,371	17,710	43.87%
ENMU	6,133	1,313	21.41%
NMHU	3,195	421	13.18%
NNMC	1,098	256	23.32%
WNMU	3,200	284	8.88%
COMPREHENSIVE SECTOR TOTAL	13,626	2,274	16.69%
ENMU-RO	2,428	243	10.01%
ENMU-RU	644	15	2.33%
NMSU-AL	1,717	164	9.55%
NMSU-CA	1,890	129	6.83%
NMSU-DA	7,920	1,048	13.23%
NMSU-GR	1,109	72	6.49%
UNM-GA	2,234	122	5.46%
UNM-LA	940	85	9.04%
UNM-TA	1,265	72	5.69%
UNM-VA	2,340	277	11.84%
CNM	23,636	1,749	7.40%
CCC	3,409	92	2.70%
LCC	1,093	94	8.60%
MCC	1,068	44	4.12%
NMJC	2,256	215	9.53%
SJC	7,052	373	5.29%
SFCC	5,432	314	5.78%
NMMI	498	10	2.01%
COMMUNITY COLLEGE SECTOR TOTAL	66,931	5,118	7.65%
GRAND TOTAL ALL SECTORS	120,928	25,102	20.76%



Institutional Finance Division

The Institutional Finance & Capital Projects Division is responsible for reviewing and approving the operating budgets and capital projects of the public NM higher education institutions. The Division is also responsible for developing the Higher Education Funding Formula, and confirming that the HEIs comply with all financial reporting requirements. This oversight is meant to promote fiscal responsibility, transparency, and accountability within the New Mexico higher education system.

Appropriation History

General Fund Appropriations for Higher Education in New Mexico Compared to Total General Fund Appropriations for All State Agencies			
Millions of Dollars Appropriated			
Academic (Fiscal) Year	Total General Fund Appropriations	Higher Education Appropriations	Higher Education as a Percent of Total General Fund
FY06	\$4,708.6	\$705.0	15.0%
FY07	\$5,113.1	\$788.4	15.4%
FY08	\$5,675.0	\$865.2	15.2%
FY09	\$6,035.1	\$866.1	14.4%
FY10	\$5,357.9	\$832.9	15.5%
FY11	\$5,212.9	\$762.3	14.6%
FY12	\$5,431.4	\$730.9	13.5%
FY13	\$5,658.8	\$757.7	13.4%
FY14	\$5,899.0	\$790.1	13.4%
FY15	\$6,161.7	\$838.6	13.6%
FY16	\$6,210.5	\$843.4	13.6%
FY17	\$6,103.6	\$786.7	12.9%
FY18	\$6,078.8	\$792.1	13.0%
FY19	\$6,339.8	\$809.6	12.8%

The appropriations for FY2016 and FY2017 reflect solvency cuts enacted through the 2016 Regular and 2016 1st Special Session. Higher education appropriations include funds appropriated for Instruction & General (I & G), Financial Aid, and a range of individual appropriations for Research and Public Service and other non-I&G programs that are not funded via the Funding Formula.

Public Postsecondary Tuition and Fees

The Department compiles tuition and fee data for all public postsecondary institutions. Following is a table of 2016-2017 fees organized by institution and sector.

New Mexico Public Higher Education Institutions 2016-2017 Tuition and Fees Summary				
Four Year Institutions Research Sector	Undergraduate		Graduate	
	Resident In District	Non Resident	Resident In District	Non Resident
NM Institute of Mining and Technology	\$3,445	\$9,569	\$3,565	\$10,605
New Mexico State University	\$3,365	\$10,617	\$3,629	\$10,879
University of New Mexico	\$3,475	\$10,968	\$3,890	\$11,321
UNM / Health Sciences (Physician) *Annual Rate	n/a	n/a	\$16,170*	\$46,347*
Four Year Institutions Comprehensive Sector				
Eastern NM University	\$2,755	\$5,643	\$2,915	\$5,888
NM Highlands University	\$2,699	\$4,250	\$2,933	\$4,500
NNMC	\$2,280	\$6,310	\$1,680	\$2,052
WNMU	\$3,322	\$7,630	\$2,813	\$6,712
Two Year Institutions – Branch Community Colleges				
ENMU Roswell	\$972	\$2,460	n/a	n/a
ENMU Ruidoso	\$566	\$1,970	n/a	n/a
NMSU Alamogordo	\$1,230	\$3,300	n/a	n/a
NMSU Carlsbad	\$680	\$2,405	n/a	n/a
NMSU Dona Ana	\$1,020	\$3,240	n/a	n/a
NMSU Grants	\$1,185	\$2,460	n/a	n/a
UNM Gallup	\$966	\$2,354	n/a	n/a
UNM Los Alamos	\$1,012	\$2,692	n/a	n/a
UNM Taos	\$951	\$2,391	n/a	n/a
UNM Valencia	\$903	\$2,448	n/a	n/a
Two Year Institutions - Independent Community Colleges				
Central New Mexico CC	\$736	\$3,424	n/a	n/a
Clovis Community College	\$628	\$1,228	n/a	n/a
Luna Community College	\$481	\$1,213	n/a	n/a
Mesalands Community College	\$814	\$1,342	n/a	n/a
New Mexico Junior College	\$624	\$948	n/a	n/a
San Juan College	\$875	\$2,495	n/a	n/a
Santa Fe Community College	\$848	\$1,836	n/a	n/a
Special Schools				
NM Military Institute	\$2,571	\$5,391	n/a	n/a



GEAR UP New Mexico

Overview

In 2012, the U.S. Department of Education (ED) awarded the New Mexico Higher Education Department (NMHED) a total of \$33.9 million over seven years (\$4.8 million annually) to fund Gaining Early Awareness and Readiness for Undergraduate Programs (GEAR UP), a college-access grant designed to increase the number of students graduating from high school and enrolling in postsecondary education and/or training without the need for remediation. Running from June 2012 to July 2019, the grant instituted a priority model, serving all 7th-12th-grade students, as well as first-year college students who graduated from GEAR UP New Mexico high schools.

Over the past seven years, GEAR UP NM annually served approximately 10,000 middle and high school students in 24 schools in 11 school districts and 500 first-year college students at post-secondary institutions throughout the state. These districts included Bernalillo Public Schools, Central Consolidated School District, Grants-Cibola County Schools, Jemez Mountain Public Schools, Jemez Valley Public Schools, Los Lunas Public Schools, Mora Independent Schools, Pecos Independent School District, Penasco Independent School District, Santa Fe Public Schools, and Walatowa High Charter Schools.

GEAR UP's purpose is to increase college-access opportunities for under-represented, low-income, minority, and first-generation college-going students. Racial and economic disparities have historically posed significant barriers to enrollment in higher education, effectively limiting opportunities for generations of students. GEAR UP NM equips students and their families with the skills and knowledge to overcome these obstacles by providing them various academic supports and financial aid. It also provides educational readiness awareness, as well as teaching non-cognitive skills (such as self-efficacy, self-determination, and self-advocacy) critical to post-secondary success. Additionally, GEAR UP NM seeks to foster a college-going culture through support of school-based models that fill identifiable gaps in services, enrich existing ones, and bring about sustainable change. Supports are tailored to meet the unique and varied needs of students, staff, families, and their local communities. Services align with specific goals and school performance measures set forth by the New Mexico Public Education Department (NMPED).

GEAR UP NM: Service Delivery (Years 1-7)

During the grant cycle, GEAR UP NM funds allowed partner districts, enabling them to conduct college visits, administer comprehensive financial planning activities with families, coordinate transition programs for rising 9th graders, offer tutoring, ACT prep, credit recovery, and dual credit, and provide meaningful summer enrichment programs focused on college and career readiness. Underlying this range of services have been GEAR UP NM's core pillars—an embedded literacy intervention, a College and Career Readiness System (CCRS), and opportunities to develop student leadership.

In each partner district, GUNM funded literacy intervention classes for students identified as "nearing proficient" in reading. Courses utilized a research-based reading program, emphasizing vocabulary development, text structure, and comprehension strategies to help students score proficient on the state-mandated PARCC assessment. Further, these courses prepared students for success in their core English and other content area classes, allowing them to remain on-track to graduate. In year 5 of the grant, GEAR UP NM also expanded its funding for intervention services to include Math instruction in four districts where student achievement data had demonstrated such a need.

GEAR UP NM, through its support for CCRS in each partner district, enabled these districts to increase the rigor of their course offerings and assist students in acquiring the academic skills and self-efficacy behaviors necessary to successfully navigate postsecondary studies. Six districts implemented AVID as their CCRS, two utilized the Model Schools framework from the International Center for Leadership in Education (ICLE), while three developed their own locally-responsive college readiness system. Each district's CCRS adhered to a set of well-defined, measurable elements, encompassing instruction, assessment, professional development, and sustainability (adapted in part from the National High School Center, based at the American Institutes for Research).

A key feature in GEAR UP NM's annual programming has been its coordination of a suite of college readiness campaigns that followed the trajectory of students' evolving college-access needs through their final two years of high school. Students at each Partner District participated annually in this cycle of college bus tours to diverse IHEs throughout the state, followed by ACT testing and College Application Week, FAFSA completion, and culminating in a senior year College Signing Day. These campaigns exposed students more deeply to a broad spectrum of the college experience, offered students and families targeted assistance in navigating the process of post-secondary enrollment, and helped to nurture the growth of "college-going" cohorts among students throughout the state.

GEAR UP NM's signature annual event was its Student Leadership Conference, held each October in Albuquerque and designed to raise students' college and career expectations while developing their leadership skills. Twelve students from each district attended this conference every year, learning and applying skills in an effort to grow as leaders, serve as mentors to other students, and nurture the creation of sustainable mentoring and service leadership programs.

GEAR UP NM: Service Delivery (Year 8: No-Cost Extension)

For SY 2019-20, GEAR UP NM, through a no-cost extension granted by ED in summer, 2019, will serve nearly 8,000 middle and high school students in the communities of Bernalillo, Jemez Mountain, Los Lunas, Mora, Pecos, Penasco, Santa Fe, and Walatowa (or Jemez Pueblo). GEAR UP NM will provide students from these districts opportunities to participate in the following activities:

- math tutoring (for 8th and 9th grade);
- financial aid counseling/advisement workshops;
- college visits;
- free administration of the ACT college entrance exam in February 2020 (for 11th & 12th gr; and, assistance with completing the FAFSA (12th gr).

As in prior years of the current grant cycle, all student-level data collected annually will be entered into the grant's SCRIBE database, and all fiscal source documentation reviewed and saved on NMHED's internal database. Within 90 days of the grant's final close-out in July 2020, NMHED will submit its Final Performance Report (FPR) to ED documenting and summarizing the grant's programmatic services, student outcomes, and financial activities.

GEAR UP NM: Outcomes

Over the seven-year grant cycle, GEAR UP NM achieved annual increases in several crucial college readiness outcomes. Participation in College Application Week grew significantly, with over 66% of seniors participating in 2017, after initial years with less than 25% participation. More critically, the average number of applications submitted rose steadily from 1.5 in 2014 to 2.3 in 2015, to 2.6 in 2016, and finally 2017 and 2018, when the majority of students submitted at least three applications. In addition, FAFSA completion rates for GEAR UP NM students improved annually, rising from 22% in 2014-15, the first year of tracking, to 24% the following year, to 31% in 2016-17, to 45% in 2017-18 (surpassing the state's overall rate for the first time), and just over 50% for 2018-19. Perhaps most significantly, the four-year cohort graduation rate for GEAR UP NM high schools rose annually from a 2012 baseline of 63% to 76.3% in 2018, the most recent year of data, and the post-secondary enrollment rates over the same period for these schools also increased from 42% to nearly 55%, exceeding the state in both overall average and rate of growth.

In addition to annually collecting, analyzing, and reporting an extensive range of quantitative data during the grant, GEAR UP NM has utilized various types of qualitative data, including surveys and focus groups, for feedback and program improvement. In particular, GEAR UP NM has used the medium of film as an effective means of providing a more comprehensive perspective of its work. For the last three years, GEAR UP NM has partnered with LittleGlobe, a local film-making company, in the creation and production of student-led films that shed light on the impact that this college-access program has had on New Mexico's students and families (to view the individual films from 2017 and 2018, visit https://www.youtube.com/watch?v=I9d_XTU1IQ4&t=294s AND <https://www.youtube.com/watch?v=pu-P7p9wb2E&t=173s>).

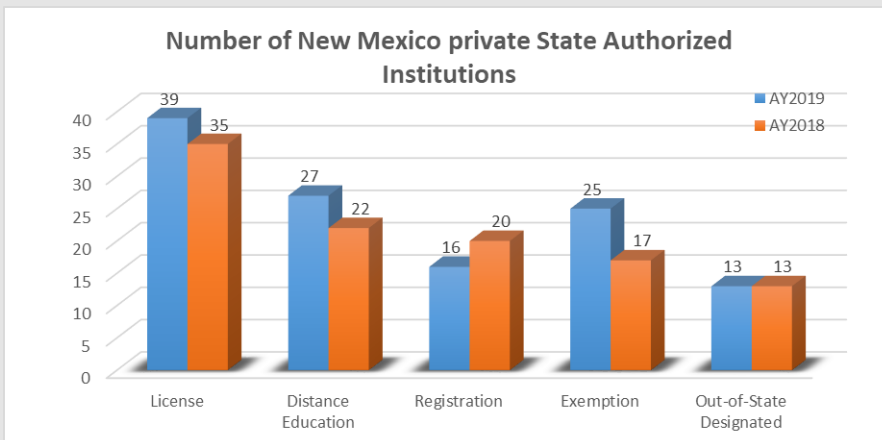


Private Post-Secondary Division

The Private Post-Secondary Schools Division (PPSD) protects students and consumers through the oversight and regulation of New Mexico's Private Post-Secondary Educational Institutions Act. The New Mexico Private Post-Secondary Educational Institution Act requires that institutions submit an Annual Report as part of the ongoing compliance program.

State Authorized Institutions

In 2019 there were 95 private post-secondary state authorized institutions, of which 68 were required to submit an Annual Report to PPSD. Of the 68 institutions that were required to submit Annual Reports, 67 submitted the reports prior to the deadline. These institutions enrolled approximately 9,669 New Mexico students. The Division was able to draw some conclusions about the private post-secondary educational institution sector. The information contained herein is based on self-reported data from reporting institutions; the information has not been independently verified by the Division or a third party.



Institutional Profiles

The following table shows the 67 state authorized private post-secondary institutions' accreditation status by degree granting status. There were 11 (16%) State authorized non-accredited institutions that granted either certificates or diplomas or both. There were 54 (81%) State authorized accredited institutions whose accreditor had been recognized by the United States Department of Education. Two non-accredited State authorized institutions that are offering degree programs are in the process of obtaining accreditation by an accreditor recognized by the United States Department of Education.

	<i>Degree Granting</i>	<i>Degree and Certificate/Diploma granting</i>	<i>Only Certificate/Diploma granting</i>	<i>Total Institutions</i>
<i>Accredited</i>	19	35	0	54
<i>Non-Accredited</i>	1	1	11	13
<i>Total Institutions</i>	20	36	11	67

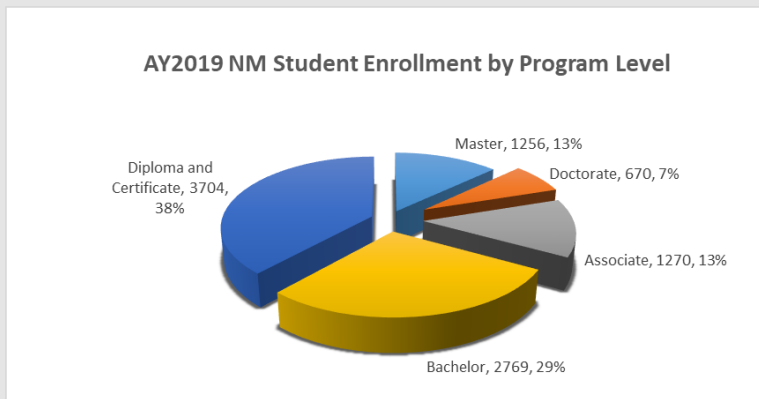
Student enrollment in academic year 2019 in private post-secondary institutions with a physical presence in New Mexico, whose accreditor was either national, specialized or not accredited, revealed 67% enrollment in diploma and certificate programs and a combined 17% enrollment in degree programs. The overall student enrollment count was about the same between AY18 and AY19.

Student enrollment in regionally accredited private post-secondary institutions with a physical presence in New Mexico showed 77% of students were enrolled in either a Bachelor's or Master's degree programs and only a combined 22% enrollment in diploma and certificate programs, an increase of 12%. The overall student enrollment count in AY19 dropped by 20% from AY18.

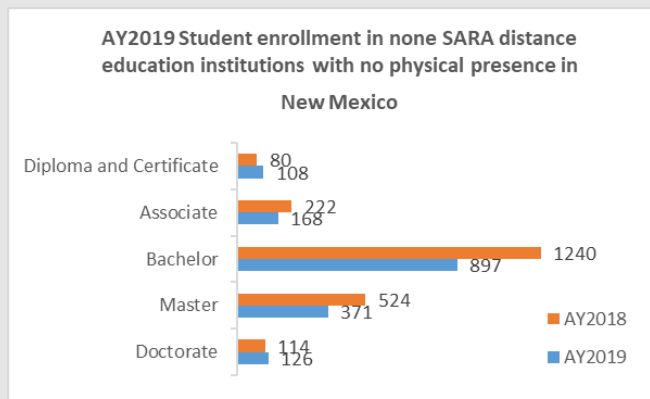
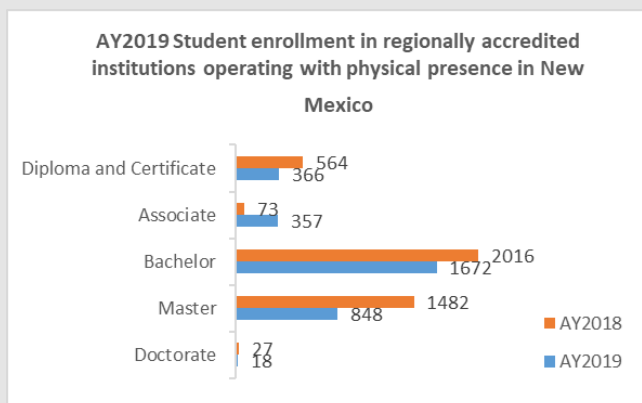
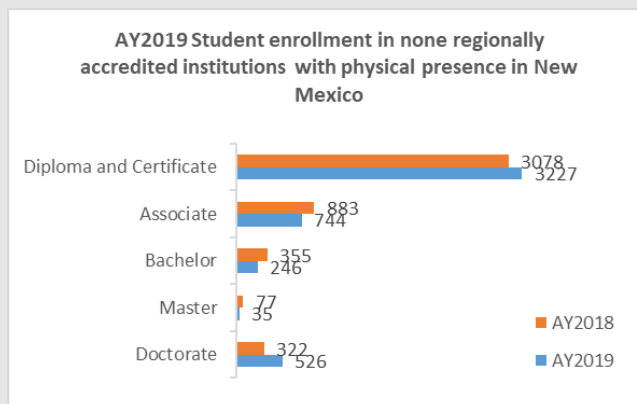
Private post-secondary Institutions operating under the Interstate Distance Education Act with no physical presence in New Mexico that were not NC-SARA approved revealed 83% student enrollment in Bachelor, Master or Doctorate programs. The overall student enrollment count in AY19 dropped 23% from AY18.

Student Program Enrollment Counts

Of the 9,669 New Mexico students enrolled in AY19 in State authorized private post-secondary institutions, the majority (3,704) were enrolled in diploma and certificate programs. The types of diplomas and certificate programs offered by these institutions included programs such as cosmetology, vocational nursing, truck driving, computer training and flight training. In academic year 2019, 29 percent of students were enrolled in bachelor degree programs, and 20 percent were enrolled in post graduate-level degree programs.

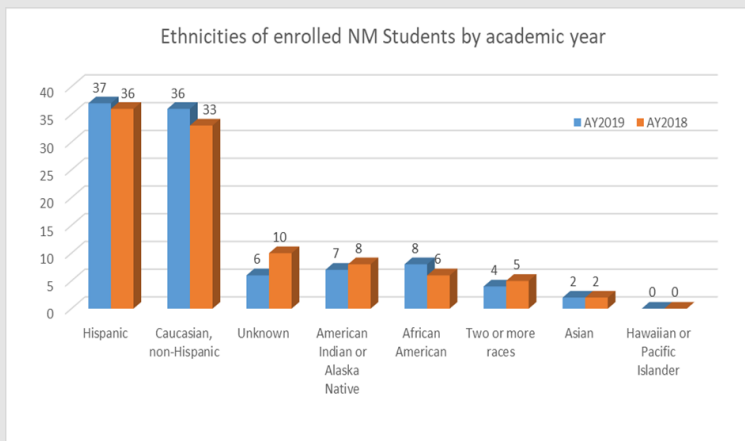


Student Program Enrollment Counts by Institution Type



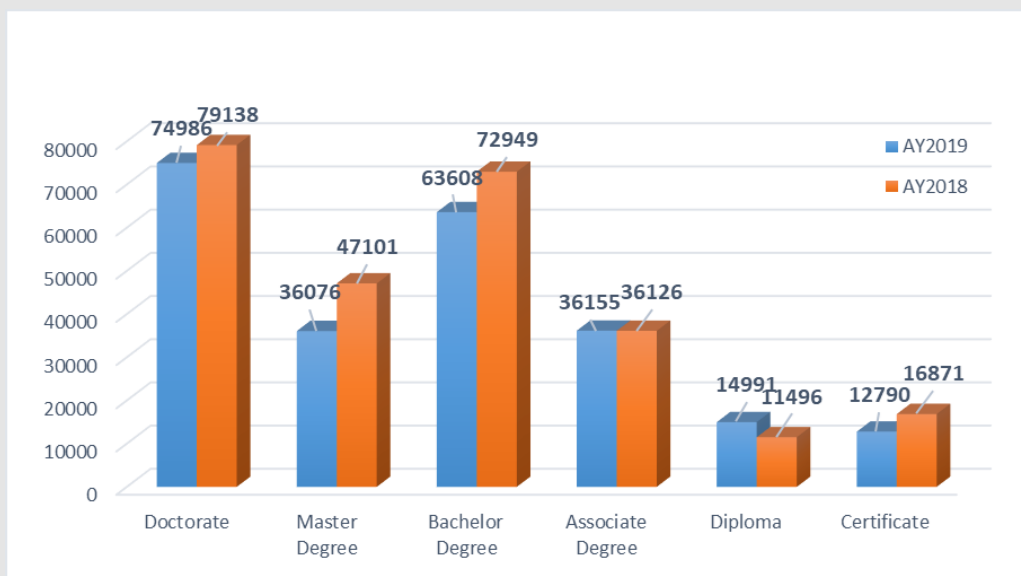
Ethnic Composition of Student Body

The graph below depicts the ethnic composition between AY18 and AY19 of the New Mexico student body enrolled in State authorized private post-secondary institutions. All percentages follow roughly statewide percentages of New Mexico residents with the exception of African Americans showing an 8% student enrollment in state authorized private post-secondary institutions. This percentage is four times the statewide percentage of 2% of African American residents in New Mexico. It also reveals that the African American percentage increase by 33% from AY18 to AY19.



Average Total Program Costs

The chart below shows the average total program cost by New Mexico State Authorized institutions. A Bachelor Degree obtained from a State authorized private post-secondary institution in New Mexico will cost on average \$15,902 per academic year, assuming a four year completion time.



Implementation of New and Amended Rules in AY 2018

5.99.1 NMAC, PUBLIC AND PRIVATE POST-SECONDARY INSTITUTIONS OPERATING UNDER THE INTER-STATE DISTANCE EDUCATION ACT:

5.99.2 NMAC, CLOSURE OF A DISTANCE EDUCATION INSTITUTION:

5.100.5 NMAC, EXEMPTION UNDER THE POST-SECONDARY EDUCATIONAL INSTITUTION ACT:

5.100.6 NMAC, REGISTRATION UNDER THE POST-SECONDARY EDUCATIONAL INSTITUTION ACT:

5.100.7 NMAC, LICENSURE UNDER THE POST-SECONDARY EDUCATIONAL INSTITUTION ACT:

5.100.8 NMAC, CLOSURE OR SUBSTANTIAL CHANGE TO LOCATION UNDER THE POST-SECONDARY EDUCATIONAL INSTITUTION ACT:

Developments at the Post-Secondary Schools Division

The Private Post-Secondary Schools Division implemented a new online platform. The online platform allows institutions to apply or renew State Authorizations as well as Exemption applications, submit online applications for substantial institutional changes, submit the annual report and adding new agents for State Authorized out-of-State proprietary institutions. All administrative and application fees can now be paid online through our new online e-check system. Students may also request transcripts online of closed private post-secondary schools where NMHED is the custodian of records. To see the online platform, please visit our online service at: <https://ppsd.smapply.io/>

In addition to the new online services for private post-secondary educational institutions, the New Mexico Higher Education Department created a new website: <https://hed.state.nm.us/>

The Private Post-Secondary Schools Division has listed all State Authorized private post-secondary educational institutions. The division will be adding IPEDS data to each State Authorized private post-secondary institution that has a federal obligation to report to the US Department of Education. For Institutions that do not have a federal reporting obligation, the division will create its own institutional data sheets.

The division is currently proposing another round of changes to current State rules and hearings will be held at the beginning of next year.

The Division will be piloting the Blockchain platform by Learning Machine that will enable institution to create blockcert transcripts, certificates and diplomas. The Division will partner with several private post-secondary educational institutions in the State of New Mexico to implement these services starting in February of 2020.

The Division will be starting to conduct site visits to selected State Authorized institutions beginning in August of 2020.

Schools that Closed in Academic Year 2019

The Division works closely with schools as they close their doors to ensure there is a long term plan in place for maintenance and access of records and to ensure the enrollment agreements are fulfilled. During the 2019 academic year, the following schools with on ground operations in New Mexico have either completely closed or ceased operations in New Mexico:

DeWolff Hair Styling and Cosmetology Institute, Albuquerque (*closed in October of 2018*)

American National University (*ceased operations in NM in May of 2019*)

A comprehensive list of all previously closed schools with information about the custodian of records can be found under the Student Transcript requests at: <https://ppsd.smapply.io/>

Locations of State Authorized Institutions in New Mexico

Please click on the link below to get to google maps to see all locations in New Mexico.



https://drive.google.com/open?id=14Xh_NMf9qxbGWj-qwaQ_qluAGewJdMjv&usp=sharing



Public Schools Liaison Division

Common Course Numbering

The [Post-secondary Education Articulation Act](#) was initially passed in 1995 and charged the New Mexico Higher Education Department (NMHED) with creating a statewide articulation plan. The plan was further defined in 2005 as a common course numbering system created by NMHED in consultation with faculty. During the 2015 regular legislative session, the Post-secondary Education Articulation Act was modified to include the deadline of August 2017 for completion of the common course numbering system.

During 2015, NMHED set up an articulation and transfer steering committee to oversee the implementation of the common course numbering system. The committee developed an implementation plan, oversaw the faculty committee work, and created a publicly available, online crosswalk.

The goal of the common course numbering system is to improve transfer and articulation of courses between New Mexico's public higher education institutions (HEIs).

*Equivalent courses will transfer between New Mexico's public HEIs as the course with the same number. Transferred equivalent courses shall fulfill degree requirements of a student's chosen academic program at the receiving institution **if** it is part of his or her degree plan. Equivalent courses that are not part of a student's chosen degree requirements may not fulfill degree requirements.*

New Mexico Administrative Code (NMAC) 5.55.5, which outlines how the common course numbering system will be maintained and how courses will transfer between institutions, went into effect on June 12, 2018.

Online Crosswalk

In August of 2018, NMHED created an online crosswalk, which is available at <http://ccns.hed.state.nm.us/>. This crosswalk is updated as new courses are added to the crosswalk.

The Course Catalog, listing all approved Common Courses; an Excel file with the full Course Matrix; and a list of Recent Changes to the Matrix can be accessed at the bottom of this web page:

https://hed.state.nm.us/resources-for-schools/public_schools/nm-course-numbering-system

As of December 2019, almost 3,000 common courses have been added to the crosswalk, and about 9,500 institutional courses have been mapped. Institutional courses can be unique, or can map to an existing common course prefix and number.

Maintenance of the Common Course Numbering System

NMHED has entered the maintenance phase of the common course numbering system. Institutions can request changes be made to the common course numbering system by submitting the appropriate application to add, remove, reclassify, change course descriptions, or change standard learning outcomes (SLOs) to NMHED. NMHED staff **or** the New Mexico Curriculum & Articulation Committee (NMCAC) will review and approve applications depending on the type of request. An online, dynamic application has been developed that streamlines the workflow of reviewing and approving changes to the common course numbering system. Click on the link, "Change the Numbering System" on the Course-Numbering Webpage, or go directly to: <https://nmhedacademicaffairs.smapply.io/>

General Education

The [Post-Secondary Education Articulation Act](#) requires the creation of a statewide general education curriculum.

The "statewide general education core curriculum shall include a comprehensive array of lower-division college-level courses designed to provide a foundation for a liberal education and courses that include the interdisciplinary study of differences that recognize and respect New Mexico's diverse cultures, histories and identities. The department shall develop a process for maintaining and updating the statewide general education core curriculum. The department shall review and approve proposed statewide general education core curriculum requirements."

The process for reviewing and approving general education courses is detailed in [5.55.6 NMAC](#) , which went into effect on June 12, 2018.

General Education Models

The General Education Models for Associate and Bachelor degrees is shown in Table 1. These new General Education models must be adopted by all of New Mexico's public higher education institutions by **December 2020**.

Table 1. New General Education Models

For Associate and Bachelor degrees 31 credit hours (excluding Associate of Applied Science Degrees)	For Associate of Applied Science Degrees 15 credit hours
Fixed 22. At least 22 credit hours of courses in the following six content areas:	Fixed 12. At least 12 credit hours of courses from four of the following six content areas:
communications (6 credits)	communications
mathematics (3 credits)	mathematics
science (4 credits)	science
social and behavioral science (3 credits)	social and behavioral science
humanities (3 credits)	humanities
creative and fine arts (3 credits)	creative and fine arts
Flexible nine	Flexible three
the content areas listed above	the content areas listed above
other content areas that the institution deems appropriate	other content areas that the institution deems appropriate

Essential Skills

The new general education model is designed to develop the essential skills that all college graduates need for success in higher education and careers: communication, critical thinking, quantitative reasoning, information & digital literacy, and personal & social responsibility. Three essential skills are associated with each of six content areas, as shown in the table below. Courses within each content area will develop the three related essential skills (Table 2) while also addressing content and skills associated with the particular course.

Table 2. Essential Skills Related to Content Areas

General Education Content Area	Skills Associated with the Content Areas
Communications	Communication, Critical Thinking, Information & Digital Literacy
Mathematics	Communication, Critical Thinking, Quantitative Reasoning
Science	Critical Thinking, Personal & Social Responsibility, Quantitative Reasoning
Social & Behavioral Sciences	Communication, Critical Thinking, Personal & Social Responsibility
Humanities	Critical Thinking, Information & Digital Literacy, Personal & Social Responsibility
Creative and Fine Arts	Communication, Critical Thinking, Personal & Social Responsibility

Grace Period for Previously Approved General Education Courses

Courses that were approved to be part of the previous General Education Curriculum will be included in the new model of general education with the understanding that they will be re-certified for essential skills by **December 2020**. If a course is not re-certified by December 2020, it will be removed from the General Education Curriculum. A list of approved general education courses under the old and new models can be found on the NMHED website:

https://hed.state.nm.us/resources-for-schools/public_schools/general-education

Certifying General Education Courses

To certify or re-certify a general education course, an institution must submit a completed certification form, sample assessment, and optional rubric. The form includes 3 narratives addressing how the course (as a whole) develops and assesses the essential skills. Completed certification forms are reviewed by the New Mexico Curriculum and Articulation Committee (NMCAC) four times a year. The committee decisions are sent to NMCAC members, Chief Academic Officers, and the New Mexico Association of Collegiate Registrars and Admissions Officers. Applications can be submitted at: <https://nmhedacademicaffairs.smapply.io/>

Degree Review and Approval

Undergraduate Degree Programs

NMHED began reviewing all new state-funded associate and bachelor degrees in Fall 2018. The review and approval process is outlined in [5.5.6 NMAC](#), which went into effect June 12, 2018. All associate and bachelor degree programs that begin the institutional approval process after August 1, 2018 must be reviewed and approved by the NMHED. The institutional and NMHED review processes may occur simultaneously.

The NMHED approval process begins with submission of the Undergraduate Program Application. Applications on or before the submission deadline will be presented at the next New Mexico Higher Education Advisory Committee (NMHEAC) meeting. The NMHEAC will recommend to the Cabinet Secretary to either approve, disapprove, or return the application for modification. The Cabinet Secretary will consider the NMHEAC's recommendation and issue a determination to the proposing institution within 10 business days of the NMHEAC meeting.

After the NMHED Cabinet Secretary **and** the institution's Governing Board approve a proposed program, the program will be assigned a CIP code and the institution may enroll students in the program.

Graduate Degree Programs

Graduate programs proposed by New Mexico's public universities must be approved by the NMHED **and** by the New Mexico State Board of Finance (BOF) after being approved through the institution's own internal process and the New Mexico Council of Graduate Deans (NMCGD). After a proposed program is approved by NMCGD, a Graduate Program Application is submitted to NMHED.

NMHED staff will review submitted applications and present them to the NMHEAC for consideration. The NMHEAC will recommend that the Cabinet Secretary either approve, disapprove, or return the application to the submitting higher education institution for modification. The Cabinet Secretary will consider the recommendation and determine whether or not the program will be presented at the next New Mexico BOF meeting. If a program is presented to the BOF and approved, the program will be assigned a CIP code and the institution may begin enrolling students in the program.

Process for Degree Approval

During 2019, ten associate degrees were approved and one is pending approval; two bachelor's degrees were approved; and one graduate program was completely approved and one is awaiting action by the BOF. The approval process is described at: https://hed.state.nm.us/resources-for-schools/public_schools/degree_program_review and applications can be submitted at: <https://nmhedacademicaffairs.smapply.io>

CIP Code Approval

Each course and program offered by an institution must have a Classification of Instructional Programs (CIP) Code assigned. Each CIP code must be approved by the NMHED. Approvals are on a "by campus" basis and not across campus systems. The process for approval is documented at:

https://hed.state.nm.us/resources-for-schools/public_schools/classification-of-instructional-programs-codes

All applications for CIP approval or modification must be submitted at: <https://nmhedacademicaffairs.smapply.io>

Advanced Placement Policy

Students can receive college credit by achieving a score of 3 or higher on an Advanced Placement Exam. Detailed information about the NMHED policy can be found at:

https://hed.state.nm.us/resources-for-schools/public_schools/nm_advanced_placement_policy

Dual Credit Program

Every New Mexico high school student has the opportunity to enroll in college courses through the Dual Credit (DC) Program. The DC Program provides access to academic and career and technical education (CTE) courses that deliver simultaneous credit toward high school graduation and a postsecondary degree or certificate.

College courses are offered for dual credit based upon agreements between high schools and accredited public colleges. While most students take basic core courses such as English and math, coursework may include subjects such as culinary arts or criminal justice, depending on the student's Next Step Plan and degree paths offered by each college.

Courses are accessible to students with a range of academic and career aptitudes. Research studies on dual credit participation have shown that students who take dual credit courses perform well in their courses, graduate from high school at a higher rate than their peers, require less first-semester remediation in college, and are more likely to obtain a college degree within four years.

New Mexico state law (NMAC 6.30.7) requires public colleges to waive tuition for students; mandates that Local Education Agencies (LEAs) purchase instructional materials for students, and expects students and parents to cover course fees and transportation expenses.

The Dual Credit Policy and Procedures Manual provides detailed guidance to colleges and high schools on the program:

https://hed.state.nm.us/uploads/documents/PSA_Dual-Credit-Policy-and-Procedures-Manual-4.2.18.pdf

Additional information on Dual Credit is also available at:

https://hed.state.nm.us/resources-for-schools/public_schools/dual-credit

This Page Intentionally Left Blank

Definitions and Glossary

Definitions and Glossary

New Mexico Higher Education Institutions (HEIs)

Research Institutions

- New Mexico Institute of Mining & Tech Main
- New Mexico State University Main
- University Of New Mexico Main
- University Of New Mexico HSC

Comprehensive Higher Education Institutions

- Eastern New Mexico University Main
- New Mexico Highlands University
- Northern New Mexico College
- Western New Mexico University

Branch Community Colleges

- Eastern New Mexico University Roswell Branch
- Eastern New Mexico University Ruidoso Branch
- New Mexico State University Alamogordo Branch
- New Mexico State University Carlsbad Branch
- New Mexico State University Dona Ana Branch
- New Mexico State University Grants Branch
- University Of New Mexico Gallup Branch
- University Of New Mexico Los Alamos Branch
- University Of New Mexico Taos Branch
- University Of New Mexico Valencia Branch

Independent Community Colleges

- Central New Mexico Community College
- Clovis Community College
- Luna Community College
- Mesalands Community College
- New Mexico Junior College
- San Juan College
- Santa Fe Community College

New Mexico Special Schools

- New Mexico Military Institute
- New Mexico School for the Blind and Visually Impaired
- New Mexico School for the Deaf

Federal Institutions

Institute of Education Sciences (IES)

The statistics, research, and evaluation arm of the U.S. Department of Education

National Center for Education Statistics (NCES)

The primary federal entity for collecting and analyzing data related to education Part of the Institute for Education Sciences within the United States Department of Education

IPEDS (Integrated Postsecondary Education Data System)

A system of interrelated surveys conducted annually by the NCES

Awards AY 18-19

Graduate Degree

A degree granted after completing the requirements of a post-bachelor's course of study

Professional Degree

Only offered at UNM HSC (includes Medicine, Law, PharmD, and DPT)

Bachelor's Degree

A degree granted after completing the requirements of a four-year, post-secondary course of study

Associate's Degree

A degree granted after completing the requirements of a two-year, post-secondary course of study

Certificate

A non-degree credential awarded for the successful completion of a defined course of study

Awards may be made at the undergraduate or graduate level

Enrollment Fall 2018

Total Headcount

Total number of students enrolled in courses during the academic year

- A student enrolled in two semesters is counted twice
- A student enrolled in three semesters is counted three times

Graduate Students

- Total number of students enrolled in graduate courses during the academic year

Undergraduate Students

- Total number of students enrolled in undergraduate courses during the academic year

Dual Credit Students

- Total number of high school students enrolled, with a dual credit agreement, during the academic year, in courses offering both undergraduate and high school credit

Total Student FTE

- Total number of SCHs all students are enrolled in during the Fall semester
- Divided by 15 for undergraduate students (the number of SCHs required to meet the "Full-time" criteria for on-time graduation)
- Divided by 12 for graduate students

Dual Credit as % of Total Headcount

- Percentage of Dual Credit Students

HEIs and the NMHED report race and ethnicity data using current IPEDS reporting categories

- These categories were developed in 1997 by the US Office of Management and Budget (OMB)
- The categories are mutually exclusive
- Students are placed in a race/ethnicity category based on meeting the OMB's definition of a race or ethnic group
- A student will be placed in only one race/ethnicity group
- The first three categories are hierarchical
- Students meeting the OMB definition for these three categories are not included in subsequent categories:
 - ◇ Nonresident
 - ◇ Race and Ethnicity unknown
 - ◇ Hispanics of any race
 - ◇ Non-Hispanic students identifying as two or more races are placed in a "Two or More Races" category
 - ◇ The remaining students are then identified as one of the following races
 - ◇ American Indian or Alaska Native
 - ◇ Asian
 - ◇ Black or African American
 - ◇ Native Hawaiian or Other Pacific Islander
 - ◇ White

Completions by Race/Ethnicity AY 18-19

The percentage of students, by race/ethnicity

- Earning an undergraduate certificate
- Earning an Associate degree
- Earning a Bachelor degree
- Earning a Master degree
- Earning a graduate certificate
- Earning a Doctorate (includes first-professional degrees at the UNM-HSC)

IPEDS uses the following definitions to determine the race or ethnicity of each student

Hispanic or Latino

A person of Cuban, Mexican, Puerto Rican, South or Central American, or other Spanish culture or origin, regardless of race.

American Indian or Alaska Native

A person having origins in any of the original peoples of North and South America (including Central America) who maintains cultural identification through tribal affiliation or community attachment.

Asian

A person having origins in any of the original peoples of the Far East, Southeast Asia, or the Indian Subcontinent, including, for example, Cambodia, China, India, Japan, Korea, Malaysia, Pakistan, the Philippine Islands, Thailand, and Vietnam.

Black or African American

A person having origins in any of the black racial groups of Africa.

Native Hawaiian or Other Pacific Islander

A person having origins in any of the original peoples of Hawaii, Guam, Samoa, or other Pacific Islands.

White

A person having origins in any of the original peoples of Europe, the Middle East, or North Africa.

Nonresident non-citizen

A person who is not a citizen or national of the United States and who is in this country on a visa or temporary basis and does not have the right to remain indefinitely. Note: Nonresident aliens are to be reported separately in the places provided, rather than in any of the racial/ethnic categories described above.

Resident non-citizen (and other eligible non-citizens)

A person who is not a citizen or national of the United States but who has been admitted as a legal immigrant for the purpose of obtaining permanent resident alien status (and who holds either an alien registration card (Form I-551 or I-151), a Temporary Resident Card (Form I-688), or an Arrival-Departure Record (Form I-94) with a notation that conveys legal immigrant status such as Section 207 Refugee, Section 208 Asylee, Conditional Entrant Parolee or Cuban-Haitian).

Race/ethnicity unknown

The category used to report students or employees whose race and ethnicity are not known.

(Source: <https://nces.ed.gov/ipeds/report-your-data/race-ethnicity-definitions>)

Community Service Hours AY 18-19

(Data provided by HEIs)

Number of hours, as reported by HEIs, students, faculty, and staff engaged in the community in K-12 Education, Workforce Development, or Civic Engagement projects

K-12 Education

- Activities that promote K-12 education
- Activities that provide supplemental instruction/academic exploration by K-12 students

Workforce Development

- Extracurricular activities that enhance the preparation of HEI students for workforce entry
- Activities that enhance the skills of local community members or prepare them for employment

Civic Engagement

- Activities that promote citizen involvement in the local community
- Activities that promote democracy and social justice

Student Course Load Fall 2018

G12 +

- Graduate student enrolled in 12 or more Semester Credit Hours (SCHs)

G<12

- Graduate student enrolled in less than 12 SCHs

UG 15+

- Undergraduate student enrolled in 15 or more SCHs
- This is "Full-time" as defined by on track for on-time graduation
 - If the student successfully passes all courses,
 - Elects this course load in both semesters for four years, and
 - Elects a program with a 120 SCH graduation requirement,
 - They should graduate in four years

UG 12-14

- Undergraduate student enrolled in courses totaling between 12 and 14 SCHs.
- Typically HEIs define a student as "Full-Time" if they enroll in at least 12 SCHs
 - If the student successfully passes all courses,
 - Elects this course load in both semesters for six years, and
 - Elects a program with a 120 SCH graduation requirement,
 - They should graduate in five to six years

UG <12

- Undergraduate student enrolled in courses totaling less than 12 SCHs
- A "Part-Time" student
- A student consistently enrolled in less than 12 SCHs per semester will not graduate in four years and is likely not to graduate in six years

Graduate Student

- A student that has earned a bachelor's degree
- Students may or may not be pursuing an advanced degree, for example, a master's degree, a JD, or graduate certificate

Undergraduate Student

- A student that is pursuing a bachelor's degree, associate's degree, an undergraduate certificate, or is otherwise enrolled in undergraduate courses

Student Age Categories Fall 2018

Dual Credit Student

- A High School Student enrolled in a designated dual credit course for both high school and college credit
- The student can be any age

18-24

- Students between the ages of 18 and 24
- Enrolled exclusively in courses at an HEI
- Not a Dual Credit Student

25 and Older

- Students at least 25 year old
- Enrolled exclusively in courses at an HEI

Tuition/Fees Fall 2019

Community Colleges

Full-time in-District Undergraduate Tuition and Fees Fall 2019

- Based on 12 SCHs
- In Geographic Areas of Responsibility

Four-Year universities, based on 15 SCHs

- In-State

At-Risk Students

Students are considered as being financially "at-risk" when their expected family contribution (EFC), compiled from FAFSA financial aid files submitted by institutions, is less than or equal to \$5,000 per year

Community colleges

If a student's EFC is less than or equal to \$5,000 in the current or previous year, then the student is considered as financially at-risk

Four-year universities

An EFC of less than or equal to \$5,000 during the current year or the previous three years qualifies a student is considered financially at-risk

At-Risk Degrees and Certificates Awarded AY 18-19

- Financial aid data reporting lags one year behind award data

At Risk Students-Degrees

- Number of degrees awarded to at risk students
- Percentage of degrees awarded to "at-risk" students

At Risk Students-Certificates

- Number of certificates awarded to at risk students
- Percentage of certificates awarded to "at-risk" students

Revenue and Use of Funds per FTSE FY 19 (Restricted and Unrestricted funds aggregated)

Revenue Sources

Tuition & Fees

Federal Revenue

- Federal Appropriations
- Federal Grants/Contracts

State Revenue

- State Appropriations
- State Grants/Contracts

Local Revenue

- Local Appropriations
- Local Government Grants & Contracts

Other Revenue

- Endowment Land and Permanent Fund Income
- Private Gifts/Grants/Contracts
- Sales and Services
- Other Sources

Use of Funds

Instruction, academic support, and Student Services

- General Academic Instruction
- Academic Support
- Student Services

Research and Public Service

- Research
- Public Service

Scholarship and Grants

- Scholarship and Grants

Institutional support, Internal Services, and OM of Plant

- Institutional Support
- Internal Services
- O&M (operations and maintenance) of Plant

Other

- Auxiliary Enterprises
- Intercollegiate Athletics
- Independent Operations
- Social & Cultural Development Activities

Research Expenditures FY 19

Total research exp.

Total research expenditures

Fed. + priv. research exp.

per T/TT FTE faculty

Federal and private research expenditures, divided by the number of tenured and tenure track faculty

Faculty

(Data provided by HEIs)

Full-time

- NMHED Financial Reporting Manual defines the full-time equivalent is determined on the basis of contract, with a full-time nine-month contract or a full-time twelve month contract, etc., equal to one FTE".
- For faculty not covered by a contract the NMHED defers to each HEI's criteria, however if an institution has not established one our guidance is 12 credit hours in Fall and Spring, and 6 credit hours in Summer

Part-time

- Faculty not meeting the definition of "Full-time"

Tenure track

- Tenured faculty
- Probationary faculty appointments potentially leading to tenure

Percent Tenured/tenure track faculty

- Percentage of faculty that is either tenured or on a tenure track

Total Faculty

- Total number of faculty, regardless of rank or employment status

FTE

- Total number of credit hours taught during the Fall semester, divided by 12 (or the number of credit hours an HEI defines as a Full-time teaching load)

Student-Faculty ratio

- The number of students who attend an HEI in the Fall semester divided by the number of faculty at the institution

Percent Median Salary Increases AY 18-19 to AY 19-20

(Data provided by HEIs)

All Full-time Faculty

- Faculty teaching the number of credit hours their HEI determines to be a full teaching load

All Part-Time Faculty

- Faculty teaching fewer credit hours than their HEI determines to be a full teaching load

Promoted (Assistant to Associate Professor) Full-Time Faculty

- Increases for full-time faculty members promoted from Assistant Professor to Associate Professor in either academic year

Promoted (Associate Professor to Professor) Full-Time Faculty

- Increases for full-time faculty members promoted from Associate Professor to Professor in either academic year

Non-promoted Full-Time Faculty

- Increases for faculty members not promoted in either academic year