

Early Childhood Homelessness State Profiles 2019

Early Childhood Homelessness State Profiles 2019

Prepared for:

U.S. Department of Education
Office of Planning, Evaluation and Policy Development
Policy and Program Studies Service

Prepared by:

Amy Yamashiro
John McLaughlin
U.S. Department of Education

2019

The views expressed herein do not necessarily represent the positions or policies of the Department of Education. No official endorsement by the U.S. Department of Education of any product, commodity, service, or enterprise mentioned in this publication is intended or should be inferred. For the reader's convenience, this publication contains information about and from outside organizations, including hyperlinks and URLs. Inclusion of such information does not constitute an endorsement by the Department.

U.S. Department of Education

Betsy DeVos
Secretary

Office of Planning, Evaluation and Policy Development

James Blew
Assistant Secretary

Policy and Program Studies Service

Gregory Fortelny
Director

June 2019

This report is in the public domain. Authorization to reproduce it in whole or in part is granted. While permission to reprint this publication is not necessary, the citation should be: U.S. Department of Education, Office of Planning, Evaluation and Policy Development, Policy and Program Studies Service, *Early Childhood Homelessness State Profiles 2019*, Washington, DC, 2019.

This report is available on the Department's website at:
<https://www2.ed.gov/about/offices/list/opepd/ppss/reports.html>.

Availability of Alternate Formats

Requests for documents in alternate formats such as Braille or large print should be submitted to the Alternate Format Center by calling 202-260-0852 or by contacting the 504 coordinator via email at om_eeos@ed.gov.

Notice to Limited English Proficient Persons

If you have difficulty understanding English, you may request language assistance services for Department information that is available to the public. These language assistance services are available free of charge. If you need more information about interpretation or translation services, please call 1-800-USA-LEARN (1-800-872-5327) (TTY: 1-800-437-0833), or email us at:

Ed.Language.Assistance@ed.gov. Or write to: U.S. Department of Education, Information Resource Center, LBJ Education Building, 400 Maryland Avenue SW, Washington, DC 20202.

Content Contact:

Amy Yamashiro
Phone: 202-453-5577
Email: amy.yamashiro@ed.gov

Contents

List of Exhibits	v
Introduction	1
National Findings.....	2
State Findings.....	3
References.....	7
Profiles	
National.....	8
Alabama.....	9
Alaska.....	10
Arizona.....	11
Arkansas.....	12
California.....	13
Colorado.....	14
Connecticut.....	15
Delaware.....	16
District of Columbia.....	17
Florida.....	18
Georgia.....	19
Hawaii.....	20
Idaho.....	21
Illinois.....	22
Indiana.....	23
Iowa.....	24
Kansas.....	25
Kentucky.....	26
Louisiana.....	27
Maine.....	28
Maryland.....	29
Massachusetts.....	30
Michigan.....	31
Minnesota.....	32
Mississippi.....	33
Missouri.....	34
Montana.....	35
Nebraska.....	36
Nevada.....	37
New Hampshire.....	38
New Jersey.....	39

New Mexico	40
New York	41
North Carolina	42
North Dakota	43
Ohio	44
Oklahoma	45
Oregon	46
Pennsylvania	47
Puerto Rico	48
Rhode Island	49
South Carolina	50
South Dakota	51
Tennessee	52
Texas	53
Utah	54
Vermont	55
Virginia	56
Washington	57
West Virginia	58
Wisconsin	59
Wyoming	60
Appendix I: Data Sources and Methodology	61
Data Sources	61
Methodology	62
Early Childhood Homelessness	62
Early Childhood Education for Children Experiencing Homelessness	64
Related Factors	64
References	65
Appendix II: Federal Definitions of Homelessness	66
<i>McKinney-Vento Homeless Assistance Act</i> Definition	66
<i>HEARTH Act</i> Definition	68
Appendix III: Federally Funded Early Childhood Programs	70
Head Start	70
Child Care Development Fund	70
Maternal, Infant, and Early Childhood Home Visiting	71
<i>McKinney-Vento Education for Homeless Children and Youth Act</i>	72

List of Exhibits

Exhibit 1:	Number and Percentage of Children Under Age Six Experiencing Homelessness in 2016–2017	4
Exhibit 2:	Number and Percentage of Children Under Age Six Experiencing Homelessness and Served by Federally Funded Early Childhood Education Programs in 2016–2017	5
Exhibit 3:	High Housing Cost Burden and Low-Income Working Families: Percentage of Families with Children Affected by These Related Factors in 2016	6

Introduction

Homelessness is a reality for many families with young children in the United States. In 2017, about a third of all people who stayed in a shelter were families with children, and nearly half of children served by U.S. Department of Housing and Urban Development (HUD)-funded emergency and transitional housing providers were age five or younger (HUD, 2018). Furthermore, children under the age of one comprise less than six percent of the overall child population in the United States yet ten percent of the child population served by HUD-funded shelters (U.S. Census Bureau, 2018; HUD, 2018). Moreover, in 2016–2017,¹ more than 1.3 million young children age birth through five were reported as served by the early childhood and homeless education programs administered by the U.S. Departments of Education (ED) and Health and Human Services (HHS).

Research has established a strong connection between a young child’s early experiences and the brain development. The early years of life can provide a strong or weak foundation for all future learning, behavior, and health (National Scientific Council on the Developing Child, 2007). For example, “critical aspects of brain architecture begin to be shaped by experience before and soon after birth, and many fundamental aspects of that architecture are established well before a child enters school” (p. 1).

Homelessness in early childhood is associated with poor academic achievement and engagement in elementary school (Perlman & Fantuzzo, 2010). Additionally, experiences of homelessness are associated with social emotional delays among young children (Haskett, et al., 2015) and poor classroom-based social skills in elementary school (Brumley, Fantuzzo, Perlman, & Zager, 2015). These findings underscore the importance of ensuring that young children who experience homelessness have access to evidenced-based and promising educational experiences that are critical to improving the long-term educational outcomes of children.

This 2019 report updates ED’s annual *Early Childhood Homelessness State Profiles*² and provides a snapshot of early childhood data available for children who are experiencing homelessness in each state, plus the District of Columbia and Puerto Rico. It includes publicly available data for 2015–2016 from the U.S. Census Bureau (Census), ED, HUD, HHS, and the Annie E. Casey Foundation and reports the following by state:

- Total population under age six in 2017

¹ Data from U.S. Department of Education and U.S. Health and Human Services are reported by school year (i.e., 2016–2017). Data from the KIDS COUNT Data Center and the U.S. Census Bureau are reported for the calendar, rather than school, year.

² *Early Childhood Homelessness State Profiles 2018* compiled 2015–2016 school year data from multiple sources. <https://www2.ed.gov/rschstat/eval/disadv/homeless/early-childhood-homelessness-state-profiles.pdf>

- Estimated number of children under age six experiencing homelessness in 2016–2017
- Estimated extent of homelessness (e.g., one-in-[X] children under age six experienced homelessness in 2016–2017)
- Estimated enrollment of children under age six in federally funded early childhood programs (i.e., Head Start³ and school districts receiving *McKinney-Vento Homeless Assistance Act (McKinney-Vento Act)*⁴ subgrants) in 2016–2017

As in previous profiles, the 2019 report includes two indicators referred to as related factors. These factors are the percentage of families experiencing a “high housing cost burden” (defined as spending 30 percent or more of monthly income on housing expenses), and the percentage of low-income working families with young children under age six (defined as having at least one parent working 50 weeks or more in the prior year and the family income below 200 percent of the federal poverty line). These factors were included because of their relationship to homelessness and, in particular, to spark dialogue about addressing homelessness for children under age six. While these data on related factors are not available for U.S. territories, this report does provide information about the number of children experiencing homelessness served by Head Start/Early Head Start in these areas.⁵

National Findings

- In 2016–2017, there were 1,313,152, or one-in-18, children under six years old who experienced homelessness.
- In 2017, about nine percent of children under age six experiencing homelessness (115,023⁶ children) were enrolled in Head Start, Early Head Start, or programs funded with McKinney-Vento subgrants. This rate does not include state and locally funded early childhood programs.

³ Head Start, a comprehensive child development program with the overall goal of increasing the school readiness of young children from birth to age five in low-income families, is administered by HHS through the Office of Head Start at the Administration for Children and Families. Please note that this rate does yet not include children served by HHS’ Child Care and Development Fund, but that such data will be available in future years.

⁴ The Secretary of Education is authorized to make grants to states for the education of children and youth by Title VII-B of the McKinney-Vento Homeless Assistance Act.

⁵ The territories—except Puerto Rico and Bureau of Indian Education (BIE)—get .1% of ED’s The Secretary is authorized to reserve .1% of the amount appropriated for each fiscal year to be allocated among the U.S. Virgin Islands, Guam, American Samoa, and the Commonwealth of the Northern Mariana Islands, according to their respective need for assistance, as determined by the Secretary. (42 U.S.C. § 11432(c)(2)(A)). The Secretary transfers 1% of the amount appropriated for each fiscal year to the Department of the Interior for programs for Indian students served by schools funded by the Secretary of the Interior. (42 U.S.C. § 11432(c)(2)(B)(i)).

⁶ The estimate of 115,023 children may be slightly inflated due to a small number of children who receive services from both Head Start/Early Head Start and the McKinney-Vento program.

- In 2016, 32 percent of families with children under 18 had a high housing cost burden (defined as spending 30 percent or more of monthly income on housing expenses).
- In 2016, 26 percent of low-income working families had children under age six, defined as families in which at least one parent worked 50 weeks or more in the prior year and family income is below 200 percent of the Federal Poverty Line.

State Findings

- More than 100,000 children under age six experienced homelessness in each of California, New York, and Texas, and more than 35,000 young children experienced homelessness in Florida, Georgia, Illinois, Michigan, and Washington (See Exhibit 1.).
- More than 5,000 children under age six experiencing homelessness were served by Head Start/Early Head Start and McKinney-Vento in each of California, Michigan, New York, Pennsylvania, Texas (See Exhibit 2.).
- In seven states or jurisdictions (California, District of Columbia, Kentucky, Louisiana, New York, Oklahoma, and Oregon), at least eight percent of children under age six experienced homelessness (See Exhibit 1.).
- In eight states or jurisdictions (Minnesota, Montana, Oregon, Pennsylvania, South Dakota, Vermont, and Wyoming), more than 20 percent of children under age six experiencing homelessness were served by federally funded early childhood education programs (See Exhibit 2.).
- Nine states or jurisdictions (California, Connecticut, District of Columbia, Florida, Hawaii, Maryland, Nevada, New Jersey, and New York) had one-third or more children under age six in low-income working families (See Exhibit 3.).
- Three states or jurisdictions (Idaho, Montana, and Puerto Rico) had one-third or more families with children under age 18 who experienced a high housing cost burden (See Exhibit 3.).

The early childhood homelessness state profiles are intended to provide information for local, state, and federal conversations and planning.

Exhibit 1. Number and Percentage of Children Under Age Six Experiencing Homelessness in 2016–2017

Jurisdiction	Number	Percentage	Jurisdiction	Number	Percentage
Alabama	15,429	4	Montana	3,492	5
Alaska	3,914	6	Nebraska	3,479	2
Arizona	24,652	5	Nevada	16,237	7
Arkansas	12,691	6	New Hampshire	3,790	5
California	254,654	9	New Jersey	10,648	2
Colorado	20,399	5	New Mexico	11,259	7
Connecticut	4,158	2	New York	143,743	10
Delaware	2,923	4	North Carolina	28,408	4
District of Columbia	6,213	12	North Dakota	2,085	3
Florida	72,740	5	Ohio	29,428	4
Georgia	37,129	5	Oklahoma	26,243	8
Hawaii	2,865	3	Oregon	23,556	8
Idaho	7,275	5	Pennsylvania	24,318	3
Illinois	49,991	5	Puerto Rico	4,587	3
Indiana	17,850	4	Rhode Island	1,192	2
Iowa	6,575	3	South Carolina	11,396	3
Kansas	9,004	4	South Dakota	1,954	3
Kentucky	25,981	8	Tennessee	16,320	3
Louisiana	29,521	8	Texas	107,675	4
Maine	2,436	3	Utah	14,952	5
Maryland	16,583	4	Vermont	1,062	3
Massachusetts	20,215	5	Virginia	19,944	3
Michigan	35,652	5	Washington	39,641	7
Minnesota	17,191	4	West Virginia	8,740	7
Mississippi	9,665	4	Wisconsin	18,657	5
Missouri	32,791	7	Wyoming	1,848	4
			National	1,313,152	5

Exhibit reads: In Alabama, there were 15,429 children under age six experiencing homelessness, or four percent of the total early childhood population across the state.

Notes: The estimated numbers and percentage of children under age six experiencing homelessness in 2016–2017 were calculated by applying the methodology used by the National Center for Family Homelessness in *America's Youngest Outcasts: A Report Card on Child Homelessness* (Bassuk, DeCandia, Beach, & Berman, 2014). These estimates may include a small number of children receiving services from both Head Start/Early Head Start and the McKinney-Vento program.

Sources: U.S. Department of Education. Homeless children and youth served by McKinney-Vento subgrants— Ages birth through 2: 2016–2017. [Data set].

Exhibit 2. Number and Percentage of Children Under Age Six Experiencing Homelessness and Served by Federally Funded Early Childhood Education Programs in 2016–2017

Jurisdiction	Number	Percentage	Jurisdiction	Number	Percentage
Alabama	465	3	Montana	852	24
Alaska	325	8	Nebraska	569	16
Arizona	1,239	5	Nevada	1,286	8
Arkansas	1,016	8	New Hampshire	341	9
California	16,192	6	New Jersey	1,163	11
Colorado	2,050	10	New Mexico	782	7
Connecticut	581	14	New York	11,812	8
Delaware	197	7	North Carolina	2,351	8
District of Columbia	834	13	North Dakota	245	12
Florida	3,173	4	Ohio	4,448	15
Georgia	1,486	4	Oklahoma	1,914	7
Hawaii	541	19	Oregon	4,961	21
Idaho	1,020	14	Pennsylvania	7,874	32
Illinois	4,539	9	Puerto Rico	283	6
Indiana	1,411	8	Rhode Island	204	17
Iowa	633	10	South Carolina	1,277	11
Kansas	1,693	19	South Dakota	689	35
Kentucky	1,353	5	Tennessee	901	6
Louisiana	880	3	Texas	10,013	9
Maine	339	14	Utah	641	4
Maryland	1,108	7	Vermont	243	23
Massachusetts	1,905	9	Virginia	1,664	8
Michigan	5,425	15	Washington	2,859	7
Minnesota	3,872	23	West Virginia	1,096	13
Mississippi	263	3	Wisconsin	2,224	12
Missouri	1,419	4	Wyoming	372	20
			National	115,023	9

Exhibit reads: In Alabama, there were 465 children under age six experiencing homelessness who were served by federally-funded early childhood programs, or three percent of the total early childhood homeless population across the state.

Notes: This table presents the number and percentage of children under age six experiencing homelessness who were served by Head Start/Early Head Start or by the McKinney-Vento program in 2016–2017. These estimates may include a small number of children receiving services from both Head Start/Early Head Start and the McKinney-Vento program.

Sources: U.S. Department of Education. Homeless children and youth served by McKinney-Vento subgrants—Ages birth through 2: 2016–2017. [Data set]. U.S. Department of Health and Human Services, Association for Children and Families, Office of Head Start. (2017). Program information report: Total number of children experiencing homelessness that were served during the enrollment year. [Data set].

Exhibit 3. High Housing Cost Burden and Low-Income Working Families: Percentage of Families with Children Affected by These Related Factors in 2016

Jurisdiction	High Housing Cost Burden	Low-Income Working Families	Jurisdiction	High Housing Cost Burden	Low-Income Working Families
Alabama	27	28	Montana	24	33
Alaska	28	18	Nebraska	22	27
Arizona	32	30	Nevada	34	29
Arkansas	26	31	New Hampshire	25	16
California	44	25	New Jersey	39	21
Colorado	31	22	New Mexico	32	32
Connecticut	34	20	New York	40	24
Delaware	32	27	North Carolina	28	30
District of Columbia	36	15	North Dakota	19	21
Florida	39	31	Ohio	25	25
Georgia	32	30	Oklahoma	26	31
Hawaii	40	19	Oregon	32	25
Idaho	23	33	Pennsylvania	29	22
Illinois	31	24	Puerto Rico	27	38
Indiana	24	28	Rhode Island	32	20
Iowa	20	23	South Carolina	28	30
Kansas	21	30	South Dakota	20	25
Kentucky	26	29	Tennessee	28	30
Louisiana	31	27	Texas	31	31
Maine	27	23	Utah	24	27
Maryland	33	18	Vermont	30	21
Massachusetts	31	15	Virginia	30	18
Michigan	26	26	Washington	31	23
Minnesota	22	21	West Virginia	23	27
Mississippi	28	30	Wisconsin	25	24
Missouri	24	28	Wyoming	20	23
			National	32	26

Exhibit reads: In Alabama, 27 percent of families had a high housing cost burden where families spent 30 percent or more of monthly income on housing expenses, and 28 percent of children under age six lived in low-income working families in which at least one parent worked 50 weeks or more in the prior year and the family income was below 200 percent of the federal poverty line.

Notes: This table presents the percentage of children under age 18 who lived in households with a high housing cost burden in 2016 (High Housing Cost Burden) which was defined as spending 30 percent or more of monthly income on housing expenses. It also presents the percentage of children under age six in low-income working families (Low-Income Working Families) defined as having at least one parent working 50 weeks or more in the prior year and the family income below 200 percent of the federal poverty line.

Source: The Annie E. Casey Foundation, KIDS COUNT data center. (2018). Children living in households with a high housing cost burden [Data set]. Children in low-income working families by age group. [Data set]. Retrieved from <http://datacenter.kidscount.org/>.

References

Brumley, B., Fantuzzo, J., Perlman, S., & Zager, M. L. (2015). The unique relations between early homelessness and educational well-being: An empirical test of the continuum of risk hypothesis. *Children and Youth Services Review*, 48: 31-37.

Haskett, M. E., Armstrong, J., & Tisdale, J. (2015). Developmental status and social-emotional functioning of young children experiencing homelessness. *Early Childhood Education Journal*, 44: 119-125.

Perlman, S.M. & Fantuzzo, J.W. (2010). Timing and impact of homelessness and maltreatment on school readiness. *Children and Youth Services Review*, 32: 874-883

National Scientific Council on the Developing Child (2007). *The Timing and Quality of Early Experiences Combine to Shape Brain Architecture: Working Paper #5*.
<http://www.developingchild.net>

U.S. Census Bureau, Population Division. (June 2018). SC-EST2017-AGESEX-CIV: Annual Estimates of the Civilian Population by Single Year of Age and Sex for the United States and States: April 1, 2010 to July 1, 2017. <https://www2.census.gov/programs-surveys/popest/technical-documentation/file-layouts/2010-2017/sc-est2017-agesex-civ.pdf>

U.S. Department of Housing and Urban Development (2018). *2017 annual homeless assessment report, part 2: Estimates of homelessness in the U.S.* Washington, DC: U.S. Department of Housing and Urban Development.

Early childhood experiences with homelessness have long lasting impacts on a child’s well-being. Access to educational services can help mitigate some of these negative effects.¹

Early Childhood Homelessness

Children under age 6

Total population²

23,940,178

Estimated number experiencing homelessness³

1,313,152

or

1 in 18 children

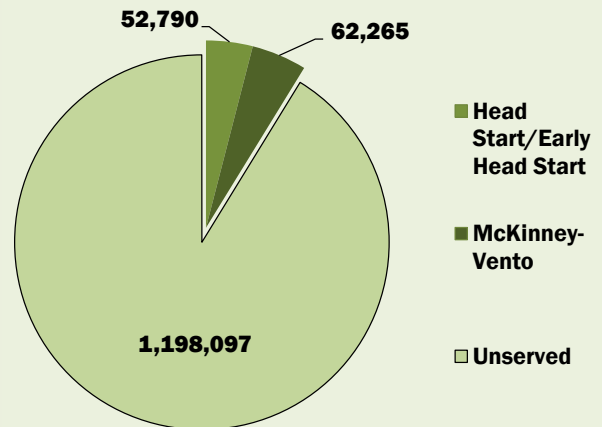


Early Childhood Education for Children Experiencing Homelessness

Children under age 6
experiencing homelessness

9% served by Head Start/Early Head Start or McKinney-Vento funded ECE programs in 2017⁵

National



Related Factors

Families experiencing homelessness, whether chronic or episodic, often face other barriers to affordable housing. By understanding these related challenges, states can create sustainable and proactive policy solutions that better address homelessness in their communities.



32% of families with children under 18 have a high housing cost burden⁴



26% of children under age six in low-income working families⁴

For detailed information on indicator definitions, data sources, and methodology, please see Appendix III.

Notes:

1. McCoy-Roth, M., Mackintosh, B.B., & Murphey, D. (2013). When the bough breaks: The effects of homelessness on young children. *Early Childhood Highlights*, 3.
2. U.S. Census Bureau, Population Division. (June 2017). SC-EST2017-AGESEX-CIV: Annual Estimates of the Civilian Population by Single Year of Age and Sex for the United States and States: April 1, 2010 to July 1, 2017.
3. Calculations by authors using methodology established by Bassuk, et al. (2014) and 2017 data from U.S. Department of Education and U.S. Department of Housing and Urban Development.
4. Data from the Annie E. Casey Foundation KIDS COUNT data center.
5. Data from U.S. Department of Education. (2017). *Consolidated State Performance Reports, Part I* and U.S. Department of Health and Human Services, Administration for Children and Families. Retrieved April 6, 2018. (2017). *The 2017 Head Start Program Information Report*. Data on children under age 6 experiencing homelessness served through federally funded child care & home visiting programs will be collected for the first time in 2017.



Early childhood experiences with homelessness have long lasting impacts on a child’s well-being. Access to educational services can help mitigate some of these negative effects.¹

Early Childhood Homelessness

Children under age 6

Total population²

352,670

Estimated number experiencing homelessness³

15,429

or

1 in 23 children

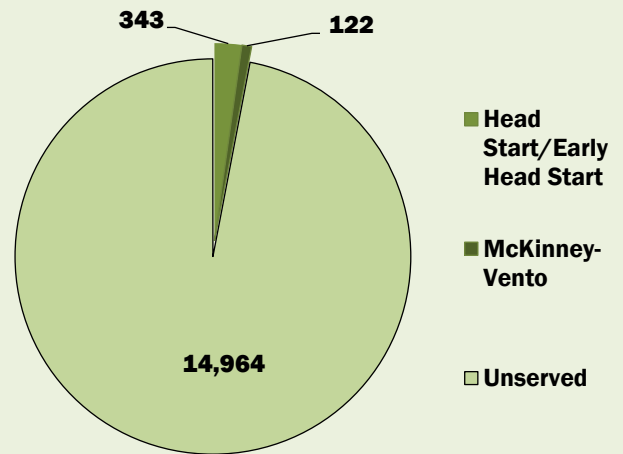


Early Childhood Education for Children Experiencing Homelessness

Children under age 6 experiencing homelessness

3% served by Head Start/Early Head Start or McKinney-Vento funded ECE programs in 2017⁵

Alabama



Related Factors

Families experiencing homelessness, whether chronic or episodic, often face other barriers to affordable housing. By understanding these related challenges, states can create sustainable and proactive policy solutions that better address homelessness in their communities.



27% of families with children under 18 have a high housing cost burden⁴



28% of children under age six in low-income working families⁴

For detailed information on indicator definitions, data sources, and methodology, please see Appendix III.

Notes:

1. McCoy-Roth, M., Mackintosh, B.B., & Murphey, D. (2013). When the bough breaks: The effects of homelessness on young children. *Early Childhood Highlights*, 3.
2. U.S. Census Bureau, Population Division. (June 2017). SC-EST2017-AGESEX-CIV: Annual Estimates of the Civilian Population by Single Year of Age and Sex for the United States and States: April 1, 2010 to July 1, 2017.
3. Calculations by authors using methodology established by Bassuk, et al. (2014) and 2017 data from U.S. Department of Education and U.S. Department of Housing and Urban Development.
4. Data from the Annie E. Casey Foundation KIDS COUNT data center.
5. Data from U.S. Department of Education. (2017). *Consolidated State Performance Reports, Part I* and U.S. Department of Health and Human Services, Administration for Children and Families. Retrieved April 6, 2018. (2017). *The 2017 Head Start Program Information Report*. Data on children under age 6 experiencing homelessness served through federally funded child care & home visiting programs will be collected for the first time in 2017.



Early childhood experiences with homelessness have long lasting impacts on a child's well-being. Access to educational services can help mitigate some of these negative effects.¹

Early Childhood Homelessness

Children under age 6

Total population²

64,570

Estimated number experiencing homelessness³

3,914

or

1 in 16 children

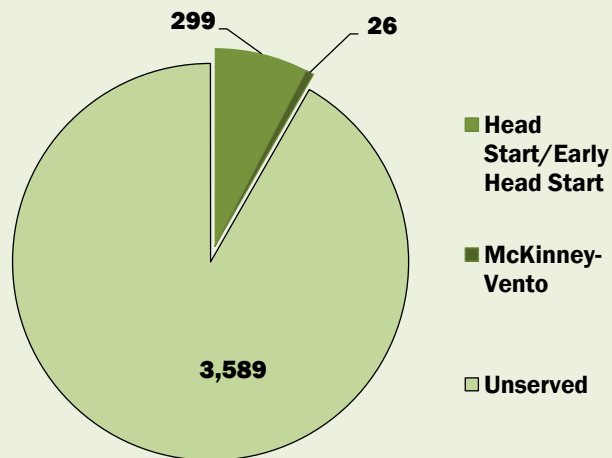


Early Childhood Education for Children Experiencing Homelessness

Children under age 6 experiencing homelessness

8% served by Head Start/Early Head Start or McKinney-Vento funded ECE programs in 2017⁵

Alaska



Related Factors

Families experiencing homelessness, whether chronic or episodic, often face other barriers to affordable housing. By understanding these related challenges, states can create sustainable and proactive policy solutions that better address homelessness in their communities.



28% of families with children under 18 have a high housing cost burden⁴



18% of children under age six in low-income working families⁴

For detailed information on indicator definitions, data sources, and methodology, please see Appendix III.

Notes:

1. McCoy-Roth, M., Mackintosh, B.B., & Murphey, D. (2013). When the bough breaks: The effects of homelessness on young children. *Early Childhood Highlights*, 3.
2. U.S. Census Bureau, Population Division. (June 2017). SC-EST2017-AGESEX-CIV: Annual Estimates of the Civilian Population by Single Year of Age and Sex for the United States and States: April 1, 2010 to July 1, 2017.
3. Calculations by authors using methodology established by Bassuk, et al. (2014) and 2017 data from U.S. Department of Education and U.S. Department of Housing and Urban Development.
4. Data from the Annie E. Casey Foundation KIDS COUNT data center.
5. Data from U.S. Department of Education. (2017). *Consolidated State Performance Reports, Part I* and U.S. Department of Health and Human Services, Administration for Children and Families. Retrieved April 6, 2018. (2017). *Program Information Reports*. Data on children under 6 experiencing homelessness served through federally funded child care & home visiting programs will be collected for the first time in 2017.



Early childhood experiences with homelessness have long lasting impacts on a child's well-being. Access to educational services can help mitigate some of these negative effects.¹

Early Childhood Homelessness

Children under age 6

Total population²


525,528

Estimated number experiencing homelessness³

24,652

or

1 in 21 children

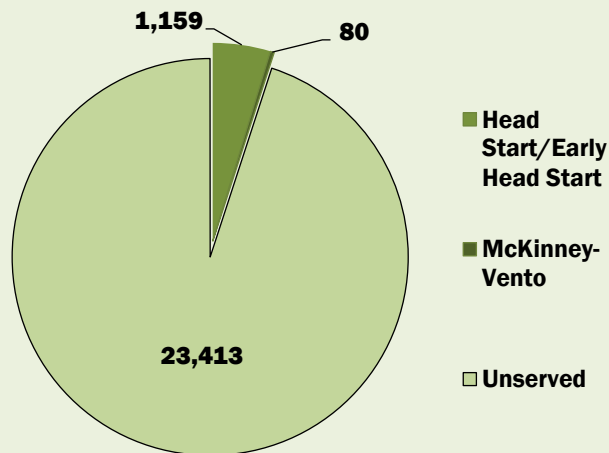


Early Childhood Education for Children Experiencing Homelessness

Children under age 6 experiencing homelessness

5% served by Head Start/Early Head Start or McKinney-Vento funded ECE programs in 2017⁵

Arizona



Related Factors

Families experiencing homelessness, whether chronic or episodic, often face other barriers to affordable housing. By understanding these related challenges, states can create sustainable and proactive policy solutions that better address homelessness in their communities.



32% of families with children under 18 have a high housing cost burden⁴



30% of children under age six in low-income working families⁴

For detailed information on indicator definitions, data sources, and methodology, please see Appendix III.

Notes:

1. McCoy-Roth, M., Mackintosh, B.B., & Murphey, D. (2013). When the bough breaks: The effects of homelessness on young children. *Early Childhood Highlights*, 3.
2. U.S. Census Bureau, Population Division. (June 2017). SC-EST2017-AGESEX-CIV: Annual Estimates of the Civilian Population by Single Year of Age and Sex for the United States and States: April 1, 2010 to July 1, 2017.
3. Calculations by authors using methodology established by Bassuk, et al. (2014) and 2017 data from U.S. Department of Education and U.S. Department of Housing and Urban Development.
4. Data from the Annie E. Casey Foundation KIDS COUNT data center.
5. Data from U.S. Department of Education. (2017). *Consolidated State Performance Reports, Part I* and U.S. Department of Health and Human Services, Administration for Children and Families. Retrieved April 6, 2018. (2017). *The 2017 Head Start Program Information Report*. Data on children under age 6 experiencing homelessness served through federally funded child care & home visiting programs will be collected for the first time in 2017.

Early childhood experiences with homelessness have long lasting impacts on a child’s well-being. Access to educational services can help mitigate some of these negative effects.¹

Early Childhood Homelessness

Children under age 6

Total population²

230,147

Estimated number experiencing homelessness³

12,691

or

1 in 18 children

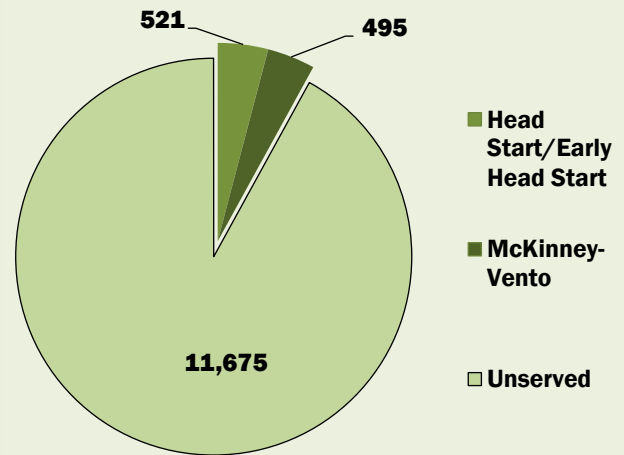


Early Childhood Education for Children Experiencing Homelessness

Children under age 6
experiencing homelessness

8% served by Head Start/Early Head Start or McKinney-Vento funded ECE programs in 2017⁵

Arkansas



Related Factors

Families experiencing homelessness, whether chronic or episodic, often face other barriers to affordable housing. By understanding these related challenges, states can create sustainable and proactive policy solutions that better address homelessness in their communities.



26% of families with children under 18 have a high housing cost burden⁴



31% of children under age six in low-income working families⁴

For detailed information on indicator definitions, data sources, and methodology, please see Appendix III.

Notes:

1. McCoy-Roth, M., Mackintosh, B.B., & Murphey, D. (2013). When the bough breaks: The effects of homelessness on young children. *Early Childhood Highlights*, 3.
2. U.S. Census Bureau, Population Division. (June 2017). SC-EST2017-AGESEX-CIV: Annual Estimates of the Civilian Population by Single Year of Age and Sex for the United States and States: April 1, 2010 to July 1, 2017.
3. Calculations by authors using methodology established by Bassuk, et al. (2014) and 2017 data from U.S. Department of Education and U.S. Department of Housing and Urban Development.
4. Data from the Annie E. Casey Foundation KIDS COUNT data center.
5. Data from U.S. Department of Education. (2017). *Consolidated State Performance Reports, Part I* and U.S. Department of Health and Human Services, Administration for Children and Families. Retrieved April 6, 2018. (2017). *The 2017 Head Start Program Information Report*. Data on children under age 6 experiencing homelessness served through federally funded child care & home visiting programs will be collected for the first time in 2017.



Early childhood experiences with homelessness have long lasting impacts on a child’s well-being. Access to educational services can help mitigate some of these negative effects.¹

Early Childhood Homelessness

Children under age 6

Total population²

2,968,604

Estimated number experiencing homelessness³

254,654

or

1 in 12 children

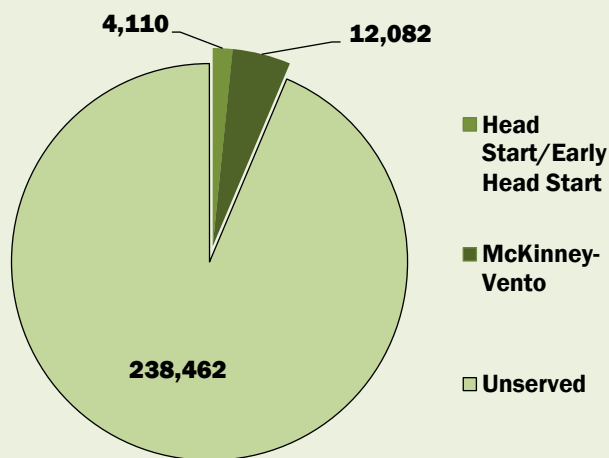


Early Childhood Education for Children Experiencing Homelessness

Children under age 6 experiencing homelessness

6% served by Head Start/Early Head Start or McKinney-Vento funded ECE programs in 2017⁵

California



Related Factors

Families experiencing homelessness, whether chronic or episodic, often face other barriers to affordable housing. By understanding these related challenges, states can create sustainable and proactive policy solutions that better address homelessness in their communities.



44% of families with children under 18 have a high housing cost burden⁴



25% of children under age six in low-income working families⁴

For detailed information on indicator definitions, data sources, and methodology, please see Appendix III.

Notes:

1. McCoy-Roth, M., Mackintosh, B.B., & Murphey, D. (2013). When the bough breaks: The effects of homelessness on young children. *Early Childhood Highlights*, 3.
2. U.S. Census Bureau, Population Division. (June 2017). SC-EST2017-AGESEX-CIV: Annual Estimates of the Civilian Population by Single Year of Age and Sex for the United States and States: April 1, 2010 to July 1, 2017.
3. Calculations by authors using methodology established by Bassuk, et al. (2014) and 2017 data from U.S. Department of Education and U.S. Department of Housing and Urban Development.
4. Data from the Annie E. Casey Foundation KIDS COUNT data center.
5. Data from U.S. Department of Education. (2017). *Consolidated State Performance Reports, Part I* and U.S. Department of Health and Human Services, Administration for Children and Families. Retrieved April 6, 2018. (2017). *The 2017 Head Start Program Information Report*. Data on children under age 6 experiencing homelessness served through federally funded child care & home visiting programs will be collected for the first time in 2017.



Early childhood experiences with homelessness have long lasting impacts on a child’s well-being. Access to educational services can help mitigate some of these negative effects.¹

Early Childhood Homelessness

Children under age 6

Total population²

403,927

Estimated number experiencing homelessness³

20,399

or

1 in 20 children

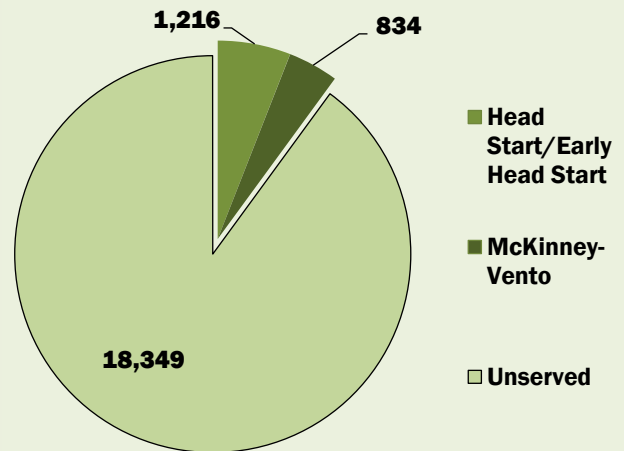


Early Childhood Education for Children Experiencing Homelessness

Children under age 6
experiencing homelessness

10% served by Head Start/Early Head Start or McKinney-Vento funded ECE programs in 2017⁵

Colorado



Related Factors

Families experiencing homelessness, whether chronic or episodic, often face other barriers to affordable housing. By understanding these related challenges, states can create sustainable and proactive policy solutions that better address homelessness in their communities.



31% of families with children under 18 have a high housing cost burden⁴



22% of children under age six in low-income working families⁴

For detailed information on indicator definitions, data sources, and methodology, please see Appendix III.

Notes:

1. McCoy-Roth, M., Mackintosh, B.B., & Murphey, D. (2013). When the bough breaks: The effects of homelessness on young children. *Early Childhood Highlights*, 3.
2. U.S. Census Bureau, Population Division. (June 2017). SC-EST2017-AGESEX-CIV: Annual Estimates of the Civilian Population by Single Year of Age and Sex for the United States and States: April 1, 2010 to July 1, 2017.
3. Calculations by authors using methodology established by Bassuk, et al. (2014) and 2017 data from U.S. Department of Education and U.S. Department of Housing and Urban Development.
4. Data from the Annie E. Casey Foundation KIDS COUNT data center.
5. Data from U.S. Department of Education. (2017). *Consolidated State Performance Reports, Part I* and U.S. Department of Health and Human Services, Administration for Children and Families. Retrieved April 6, 2018. (2017). *The 2017 Head Start Program Information Report*. Data on children under age 6 experiencing homelessness served through federally funded child care & home visiting programs will be collected for the first time in 2017.



Early childhood experiences with homelessness have long lasting impacts on a child’s well-being. Access to educational services can help mitigate some of these negative effects.¹

Early Childhood Homelessness

Children under age 6

Total population²

221,619

Estimated number experiencing homelessness³

4,158

or

1 in **53** children

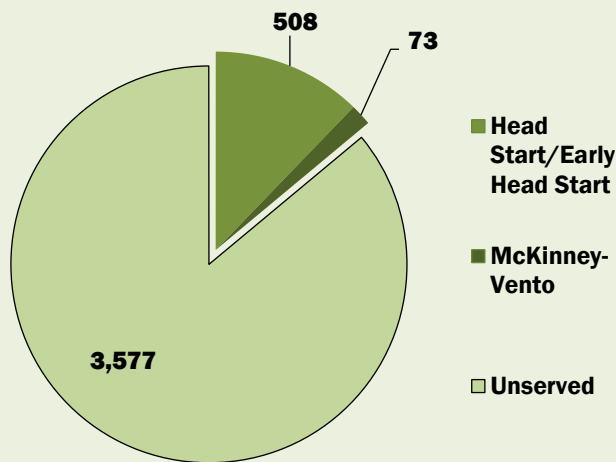


Early Childhood Education for Children Experiencing Homelessness

Children under age 6 experiencing homelessness

14% served by Head Start/Early Head Start or McKinney-Vento funded ECE programs in 2017⁵

Connecticut



Related Factors

Families experiencing homelessness, whether chronic or episodic, often face other barriers to affordable housing. By understanding these related challenges, states can create sustainable and proactive policy solutions that better address homelessness in their communities.



34% of families with children under 18 have a high housing cost burden⁴



20% of children under age six in low-income working families⁴

For detailed information on indicator definitions, data sources, and methodology, please see Appendix III.

Notes:

1. McCoy-Roth, M., Mackintosh, B.B., & Murphey, D. (2013). When the bough breaks: The effects of homelessness on young children. *Early Childhood Highlights*, 3.
2. U.S. Census Bureau, Population Division. (June 2017). SC-EST2017-AGESEX-CIV: Annual Estimates of the Civilian Population by Single Year of Age and Sex for the United States and States: April 1, 2010 to July 1, 2017.
3. Calculations by authors using methodology established by Bassuk, et al. (2014) and 2017 data from U.S. Department of Education and U.S. Department of Housing and Urban Development.
4. Data from the Annie E. Casey Foundation KIDS COUNT data center.
5. Data from U.S. Department of Education. (2017). *Consolidated State Performance Reports, Part I* and U.S. Department of Health and Human Services, Administration for Children and Families. Retrieved April 6, 2018. (2017). *The 2017 Head Start Program Information Report*. Data on children under age 6 experiencing homelessness served through federally funded child care & home visiting programs will be collected for the first time in 2017.



Early childhood experiences with homelessness have long lasting impacts on a child's well-being. Access to educational services can help mitigate some of these negative effects.¹

Early Childhood Homelessness

Children under age 6

Total population²

66,771

Estimated number experiencing homelessness³

2,923

or

1 in 23 children

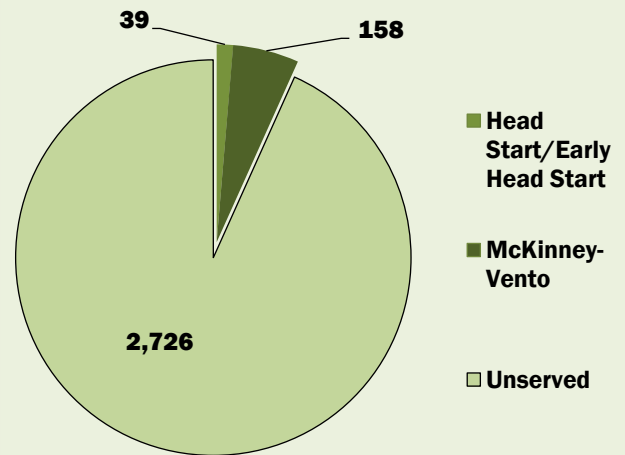


Early Childhood Education for Children Experiencing Homelessness

Children under age 6
experiencing homelessness

7% served by Head Start/Early Head Start or McKinney-Vento funded ECE programs in 2017⁵

Delaware



Related Factors

Families experiencing homelessness, whether chronic or episodic, often face other barriers to affordable housing. By understanding these related challenges, states can create sustainable and proactive policy solutions that better address homelessness in their communities.



32% of families with children under 18 have a high housing cost burden⁴



27% of children under age six in low-income working families⁴

For detailed information on indicator definitions, data sources, and methodology, please see Appendix III.

Notes:

1. McCoy-Roth, M., Mackintosh, B.B., & Murphey, D. (2013). When the bough breaks: The effects of homelessness on young children. *Early Childhood Highlights*, 3.
2. U.S. Census Bureau, Population Division. (June 2017). SC-EST2017-AGESEX-CIV: Annual Estimates of the Civilian Population by Single Year of Age and Sex for the United States and States: April 1, 2010 to July 1, 2017.
3. Calculations by authors using methodology established by Bassuk, et al. (2014) and 2017 data from U.S. Department of Education and U.S. Department of Housing and Urban Development.
4. Data from the Annie E. Casey Foundation KIDS COUNT data center.
5. Data from U.S. Department of Education. (2017). *Consolidated State Performance Reports, Part I* and U.S. Department of Health and Human Services, Administration for Children and Families. Retrieved April 6, 2018. (2017). *The 2017 Head Start Program Information Report*. Data on children under age 6 experiencing homelessness served through federally funded child care & home visiting programs will be collected for the first time in 2017.



Early childhood experiences with homelessness have long lasting impacts on a child's well-being. Access to educational services can help mitigate some of these negative effects.¹

Early Childhood Homelessness

Children under age 6

Total population²

53,363

Estimated number experiencing homelessness³

6,213

or

1 in 9 children

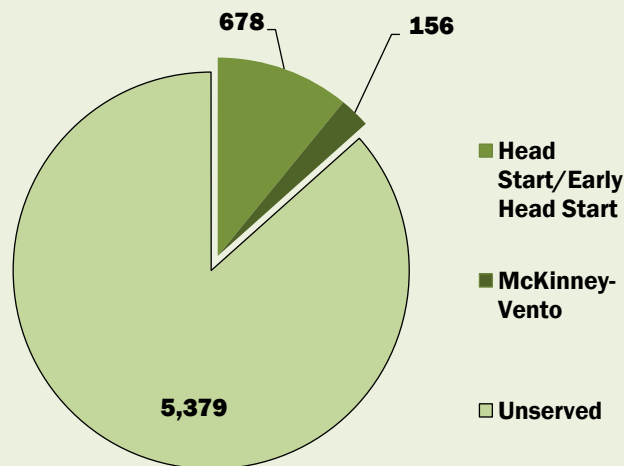


Early Childhood Education for Children Experiencing Homelessness

Children under age 6 experiencing homelessness

13% served by Head Start/Early Head Start or McKinney-Vento funded ECE programs in 2017⁵

District of Columbia



Related Factors

Families experiencing homelessness, whether chronic or episodic, often face other barriers to affordable housing. By understanding these related challenges, states can create sustainable and proactive policy solutions that better address homelessness in their communities.



36% of families with children under 18 have a high housing cost burden⁴



15% of children under age six in low-income working families⁴

For detailed information on indicator definitions, data sources, and methodology, please see Appendix III.

Notes:

1. McCoy-Roth, M., Mackintosh, B.B., & Murphey, D. (2013). When the bough breaks: The effects of homelessness on young children. *Early Childhood Highlights*, 3.
2. U.S. Census Bureau, Population Division. (June 2017). SC-EST2017-AGESEX-CIV: Annual Estimates of the Civilian Population by Single Year of Age and Sex for the United States and States: April 1, 2010 to July 1, 2017.
3. Calculations by authors using methodology established by Bassuk, et al. (2014) and 2017 data from U.S. Department of Education and U.S. Department of Housing and Urban Development.
4. Data from the Annie E. Casey Foundation KIDS COUNT data center.
5. Data from U.S. Department of Education. (2017). *Consolidated State Performance Reports, Part I* and U.S. Department of Health and Human Services, Administration for Children and Families. Retrieved April 6, 2018. (2017). *The 2017 Head Start Program Information Report*. Data on children under age 6 experiencing homelessness served through federally funded child care & home visiting programs will be collected for the first time in 2017.

Early childhood experiences with homelessness have long lasting impacts on a child’s well-being. Access to educational services can help mitigate some of these negative effects.¹

Early Childhood Homelessness

Children under age 6

Total population²

1,366,671

Estimated number experiencing homelessness³

72,740

or

1 in 19 children

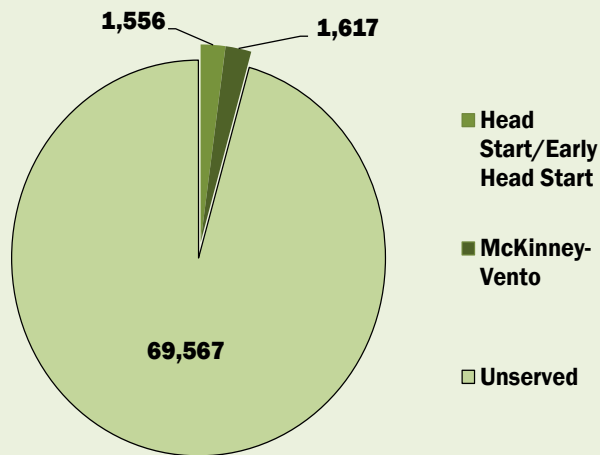


Early Childhood Education for Children Experiencing Homelessness

Children under age 6 experiencing homelessness

4% served by Head Start/Early Head Start or McKinney-Vento funded ECE programs in 2017⁵

Florida



Related Factors

Families experiencing homelessness, whether chronic or episodic, often face other barriers to affordable housing. By understanding these related challenges, states can create sustainable and proactive policy solutions that better address homelessness in their communities.



39% of families with children under 18 have a high housing cost burden⁴



31% of children under age six in low-income working families⁴

For detailed information on indicator definitions, data sources, and methodology, please see Appendix III.

Notes:

1. McCoy-Roth, M., Mackintosh, B.B., & Murphey, D. (2013). When the bough breaks: The effects of homelessness on young children. *Early Childhood Highlights*, 3.
2. U.S. Census Bureau, Population Division. (June 2017). SC-EST2017-AGESEX-CIV: Annual Estimates of the Civilian Population by Single Year of Age and Sex for the United States and States: April 1, 2010 to July 1, 2017.
3. Calculations by authors using methodology established by Bassuk, et al. (2014) and 2017 data from U.S. Department of Education and U.S. Department of Housing and Urban Development.
4. Data from the Annie E. Casey Foundation KIDS COUNT data center.
5. Data from U.S. Department of Education. (2017). *Consolidated State Performance Reports, Part I* and U.S. Department of Health and Human Services, Administration for Children and Families. Retrieved April 6, 2018. (2017). *The 2017 Head Start Program Information Report*. Data on children under age 6 experiencing homelessness served through federally funded child care & home visiting programs will be collected for the first time in 2017.

Early childhood experiences with homelessness have long lasting impacts on a child’s well-being. Access to educational services can help mitigate some of these negative effects.¹

Early Childhood Homelessness

Children under age 6

Total population²

795,614

Estimated number experiencing homelessness³

37,129

or

1 in 21 children

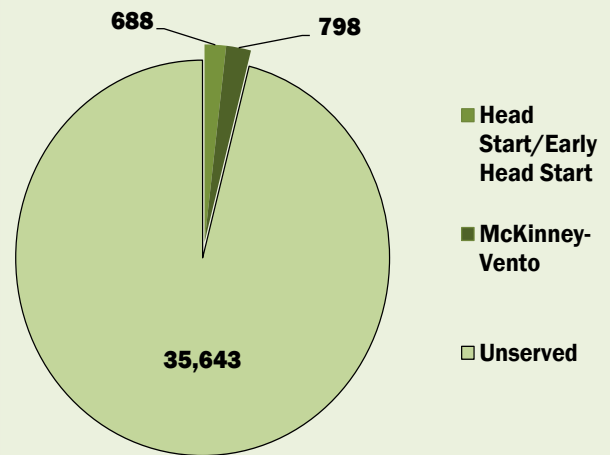


Early Childhood Education for Children Experiencing Homelessness

Children under age 6 experiencing homelessness

4% served by Head Start/Early Head Start or McKinney-Vento funded ECE programs in 2017⁵

Georgia



Related Factors

Families experiencing homelessness, whether chronic or episodic, often face other barriers to affordable housing. By understanding these related challenges, states can create sustainable and proactive policy solutions that better address homelessness in their communities.



32% of families with children under 18 have a high housing cost burden⁴



30% of children under age six in low-income working families⁴

For detailed information on indicator definitions, data sources, and methodology, please see Appendix III.

Notes:

1. McCoy-Roth, M., Mackintosh, B.B., & Murphey, D. (2013). When the bough breaks: The effects of homelessness on young children. *Early Childhood Highlights*, 3.
2. U.S. Census Bureau, Population Division. (June 2017). SC-EST2017-AGESEX-CIV: Annual Estimates of the Civilian Population by Single Year of Age and Sex for the United States and States: April 1, 2010 to July 1, 2017.
3. Calculations by authors using methodology established by Bassuk, et al. (2014) and 2017 data from U.S. Department of Education and U.S. Department of Housing and Urban Development.
4. Data from the Annie E. Casey Foundation KIDS COUNT data center.
5. Data from U.S. Department of Education. (2017). *Consolidated State Performance Reports, Part I* and U.S. Department of Health and Human Services, Administration for Children and Families. Retrieved April 6, 2018. (2017). *The 2017 Head Start Program Information Report*. Data on children under age 6 experiencing homelessness served through federally funded child care & home visiting programs will be collected for the first time in 2017.



Early childhood experiences with homelessness have long lasting impacts on a child’s well-being. Access to educational services can help mitigate some of these negative effects.¹

Early Childhood Homelessness

Children under age 6

Total population²

108,119

Estimated number experiencing homelessness³

2,865

or

1 in 38 children

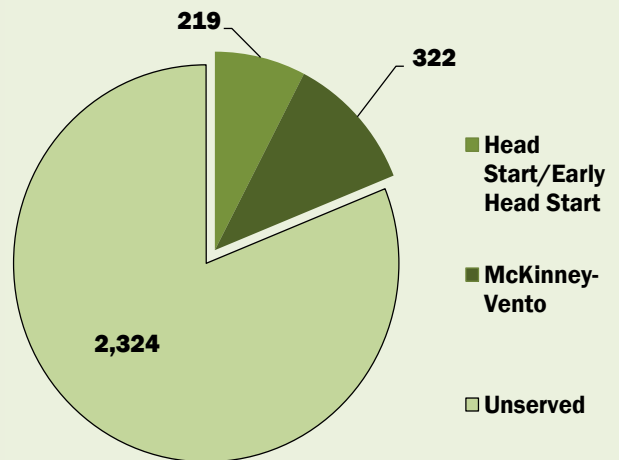


Early Childhood Education for Children Experiencing Homelessness

Children under age 6 experiencing homelessness

19% served by Head Start/Early Head Start or McKinney-Vento funded ECE programs in 2017⁵

Hawaii



Related Factors

Families experiencing homelessness, whether chronic or episodic, often face other barriers to affordable housing. By understanding these related challenges, states can create sustainable and proactive policy solutions that better address homelessness in their communities.



40% of families with children under 18 have a high housing cost burden⁴



19% of children under age six in low-income working families⁴

For detailed information on indicator definitions, data sources, and methodology, please see Appendix III.

Notes:

1. McCoy-Roth, M., Mackintosh, B.B., & Murphey, D. (2013). When the bough breaks: The effects of homelessness on young children. *Early Childhood Highlights*, 3.
2. U.S. Census Bureau, Population Division. (June 2017). SC-EST2017-AGESEX-CIV: Annual Estimates of the Civilian Population by Single Year of Age and Sex for the United States and States: April 1, 2010 to July 1, 2017.
3. Calculations by authors using methodology established by Bassuk, et al. (2014) and 2017 data from U.S. Department of Education and U.S. Department of Housing and Urban Development.
4. Data from the Annie E. Casey Foundation KIDS COUNT data center.
5. Data from U.S. Department of Education. (2017). *Consolidated State Performance Reports, Part I* and U.S. Department of Health and Human Services, Administration for Children and Families. Retrieved April 6, 2018. (2017). *The 2017 Head Start Program Information Report*. Data on children under age 6 experiencing homelessness served through federally funded child care & home visiting programs will be collected for the first time in 2017.



Early childhood experiences with homelessness have long lasting impacts on a child’s well-being. Access to educational services can help mitigate some of these negative effects.¹

Early Childhood Homelessness

Children under age 6

Total population²

140,631

Estimated number experiencing homelessness³

7,275

or

1 in 19 children

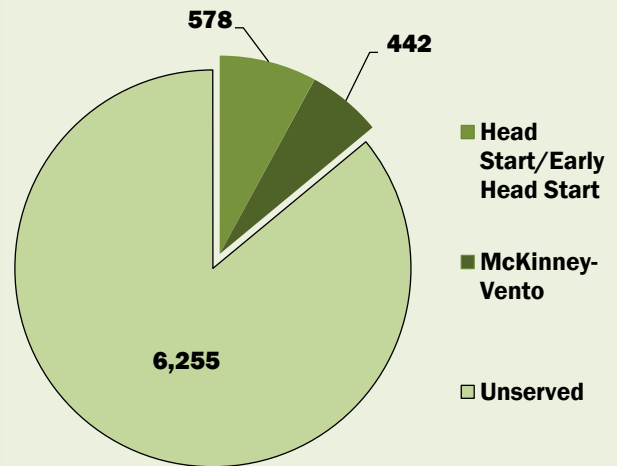


Early Childhood Education for Children Experiencing Homelessness

Children under age 6 experiencing homelessness

14% served by Head Start/Early Head Start or McKinney-Vento funded ECE programs in 2017⁵

Idaho



Related Factors

Families experiencing homelessness, whether chronic or episodic, often face other barriers to affordable housing. By understanding these related challenges, states can create sustainable and proactive policy solutions that better address homelessness in their communities.



23% of families with children under 18 have a high housing cost burden⁴



33% of children under age six in low-income working families⁴

For detailed information on indicator definitions, data sources, and methodology, please see Appendix III.

Notes:

1. McCoy-Roth, M., Mackintosh, B.B., & Murphey, D. (2013). When the bough breaks: The effects of homelessness on young children. *Early Childhood Highlights*, 3.
2. U.S. Census Bureau, Population Division. (June 2017). SC-EST2017-AGESEX-CIV: Annual Estimates of the Civilian Population by Single Year of Age and Sex for the United States and States: April 1, 2010 to July 1, 2017.
3. Calculations by authors using methodology established by Bassuk, et al. (2014) and 2017 data from U.S. Department of Education and U.S. Department of Housing and Urban Development.
4. Data from the Annie E. Casey Foundation KIDS COUNT data center.
5. Data from U.S. Department of Education. (2017). *Consolidated State Performance Reports, Part I* and U.S. Department of Health and Human Services, Administration for Children and Families. Retrieved April 6, 2018. (2017). *The 2017 Head Start Program Information Report*. Data on children under age 6 experiencing homelessness served through federally funded child care & home visiting programs will be collected for the first time in 2017.



Early childhood experiences with homelessness have long lasting impacts on a child’s well-being. Access to educational services can help mitigate some of these negative effects.¹

Early Childhood Homelessness

Children under age 6

Total population²

928,356

Estimated number experiencing homelessness³

49,991

or

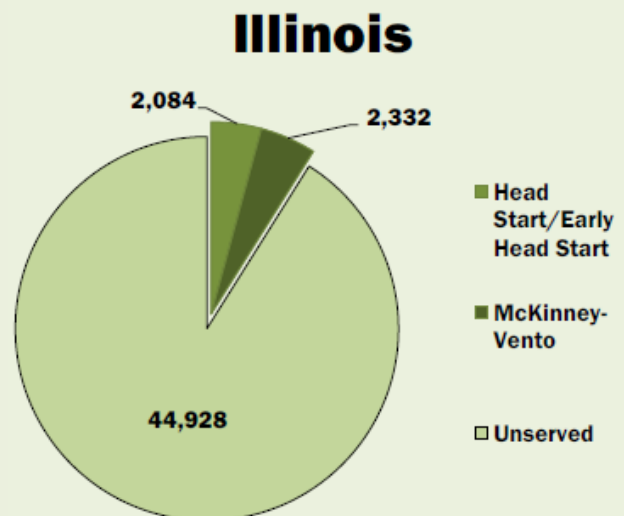
1 in 19 children



Early Childhood Education for Children Experiencing Homelessness

Children under age 6 experiencing homelessness

9% served by Head Start/Early Head Start or McKinney-Vento funded ECE programs in 2017⁵



Related Factors

Families experiencing homelessness, whether chronic or episodic, often face other barriers to affordable housing. By understanding these related challenges, states can create sustainable and proactive policy solutions that better address homelessness in their communities.



31% of families with children under 18 have a high housing cost burden⁴



24% of children under age six in low-income working families⁴

For detailed information on indicator definitions, data sources, and methodology, please see Appendix III.

Notes:

1. McCoy-Roth, M., Mackintosh, B.B., & Murphey, D. (2013). When the bough breaks: The effects of homelessness on young children. *Early Childhood Highlights*, 3.
2. U.S. Census Bureau, Population Division. (June 2017). SC-EST2017-AGESEX-CIV: Annual Estimates of the Civilian Population by Single Year of Age and Sex for the United States and States: April 1, 2010 to July 1, 2017.
3. Calculations by authors using methodology established by Bassuk, et al. (2014) and 2017 data from U.S. Department of Education and U.S. Department of Housing and Urban Development.
4. Data from the Annie E. Casey Foundation KIDS COUNT data center.
5. Data from U.S. Department of Education. (2017). *Consolidated State Performance Reports, Part I* and U.S. Department of Health and Human Services, Administration for Children and Families. Retrieved April 6, 2018. (2017). *The 2017 Head Start Program Information Report*. Data on children under age 6 experiencing homelessness served through federally funded child care & home visiting programs will be collected for the first time in 2017.



Early childhood experiences with homelessness have long lasting impacts on a child's well-being. Access to educational services can help mitigate some of these negative effects.¹

Early Childhood Homelessness

Children under age 6

Total population²

506,257

Estimated number experiencing homelessness³

17,850

or

1 in 28 children

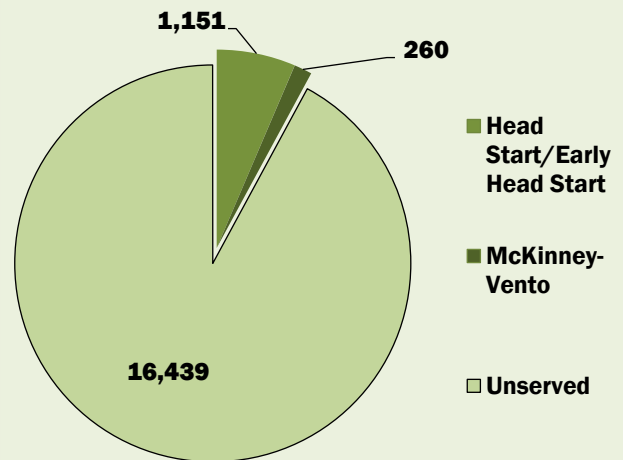


Early Childhood Education for Children Experiencing Homelessness

Children under age 6 experiencing homelessness

8% served by Head Start/Early Head Start or McKinney-Vento funded ECE programs in 2017⁵

Indiana



Related Factors

Families experiencing homelessness, whether chronic or episodic, often face other barriers to affordable housing. By understanding these related challenges, states can create sustainable and proactive policy solutions that better address homelessness in their communities.



24% of families with children under 18 have a high housing cost burden⁴



28% of children under age six in low-income working families⁴

For detailed information on indicator definitions, data sources, and methodology, please see Appendix III.

Notes:

- McCoy-Roth, M., Mackintosh, B.B., & Murphey, D. (2013). When the bough breaks: The effects of homelessness on young children. *Early Childhood Highlights*, 3.
- U.S. Census Bureau, Population Division. (June 2017). SC-EST2017-AGESEX-CIV: Annual Estimates of the Civilian Population by Single Year of Age and Sex for the United States and States: April 1, 2010 to July 1, 2017.
- Calculations by authors using methodology established by Bassuk, et al. (2014) and 2017 data from U.S. Department of Education and U.S. Department of Housing and Urban Development.
- Data from the Annie E. Casey Foundation KIDS COUNT data center.
- Data from U.S. Department of Education. (2017). *Consolidated State Performance Reports, Part I* and U.S. Department of Health and Human Services, Administration for Children and Families. Retrieved April 6, 2018. (2017). *The 2017 Head Start Program Information Report*. Data on children under age 6 experiencing homelessness served through federally funded child care & home visiting programs will be collected for the first time in 2017.

Early childhood experiences with homelessness have long lasting impacts on a child’s well-being. Access to educational services can help mitigate some of these negative effects.¹

Early Childhood Homelessness

Children under age 6

Total population²

238,671

Estimated number experiencing homelessness³

6,575

or

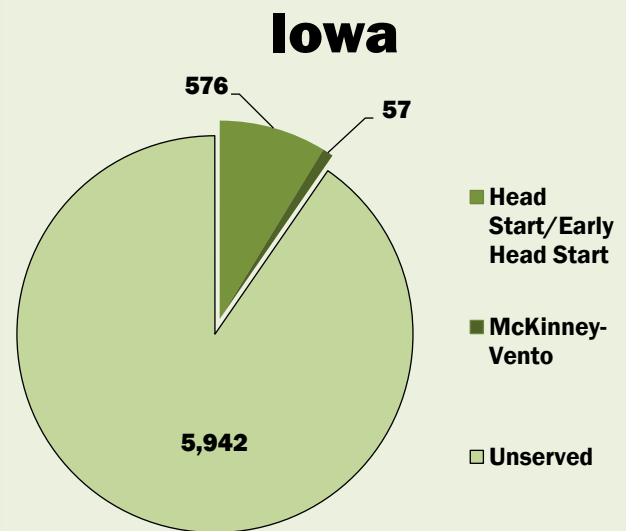
1 in 36 children



Early Childhood Education for Children Experiencing Homelessness

Children under age 6 experiencing homelessness

10% served by Head Start/Early Head Start or McKinney-Vento funded ECE programs in 2017⁵



Related Factors

Families experiencing homelessness, whether chronic or episodic, often face other barriers to affordable housing. By understanding these related challenges, states can create sustainable and proactive policy solutions that better address homelessness in their communities.



20% of families with children under 18 have a high housing cost burden⁴



23% of children under age six in low-income working families⁴

For detailed information on indicator definitions, data sources, and methodology, please see Appendix III.

Notes:

1. McCoy-Roth, M., Mackintosh, B.B., & Murphey, D. (2013). When the bough breaks: The effects of homelessness on young children. *Early Childhood Highlights*, 3.
2. U.S. Census Bureau, Population Division. (June 2017). SC-EST2017-AGESEX-CIV: Annual Estimates of the Civilian Population by Single Year of Age and Sex for the United States and States: April 1, 2010 to July 1, 2017.
3. Calculations by authors using methodology established by Bassuk, et al. (2014) and 2017 data from U.S. Department of Education and U.S. Department of Housing and Urban Development.
4. Data from the Annie E. Casey Foundation KIDS COUNT data center.
5. Data from U.S. Department of Education. (2017). *Consolidated State Performance Reports, Part I* and U.S. Department of Health and Human Services, Administration for Children and Families. Retrieved April 6, 2018. (2017). *The 2017 Head Start Program Information Report*. Data on children under age 6 experiencing homelessness served through federally funded child care & home visiting programs will be collected for the first time in 2017.



Early childhood experiences with homelessness have long lasting impacts on a child’s well-being. Access to educational services can help mitigate some of these negative effects.¹

Early Childhood Homelessness

Children under age 6

Total population²

232,484

Estimated number experiencing homelessness³

9,004

or

1 in 26 children

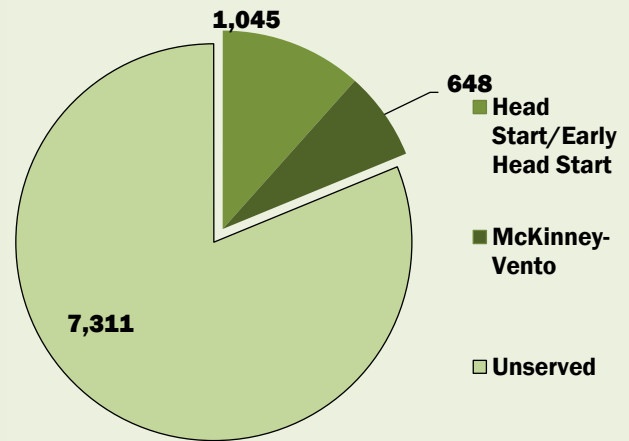


Early Childhood Education for Children Experiencing Homelessness

Children under age 6
experiencing homelessness

19% served by Head Start/Early Head Start or McKinney-Vento funded ECE programs in 2017⁵

Kansas



Related Factors

Families experiencing homelessness, whether chronic or episodic, often face other barriers to affordable housing. By understanding these related challenges, states can create sustainable and proactive policy solutions that better address homelessness in their communities.



21% of families with children under 18 have a high housing cost burden⁴



30% of children under age six in low-income working families⁴

For detailed information on indicator definitions, data sources, and methodology, please see Appendix III.

Notes:

1. McCoy-Roth, M., Mackintosh, B.B., & Murphey, D. (2013). When the bough breaks: The effects of homelessness on young children. *Early Childhood Highlights*, 3.
2. U.S. Census Bureau, Population Division. (June 2017). SC-EST2017-AGESEX-CIV: Annual Estimates of the Civilian Population by Single Year of Age and Sex for the United States and States: April 1, 2010 to July 1, 2017.
3. Calculations by authors using methodology established by Bassuk, et al. (2014) and 2017 data from U.S. Department of Education and U.S. Department of Housing and Urban Development.
4. Data from the Annie E. Casey Foundation KIDS COUNT data center.
5. Data from U.S. Department of Education. (2017). *Consolidated State Performance Reports, Part I* and U.S. Department of Health and Human Services, Administration for Children and Families. Retrieved April 6, 2018. (2017). *The 2017 Head Start Program Information Report*. Data on children under age 6 experiencing homelessness served through federally funded child care & home visiting programs will be collected for the first time in 2017.



Early childhood experiences with homelessness have long lasting impacts on a child's well-being. Access to educational services can help mitigate some of these negative effects.¹

Early Childhood Homelessness

Children under age 6

Total population²

332,018

Estimated number experiencing homelessness³

25,981

or

1 in 13 children

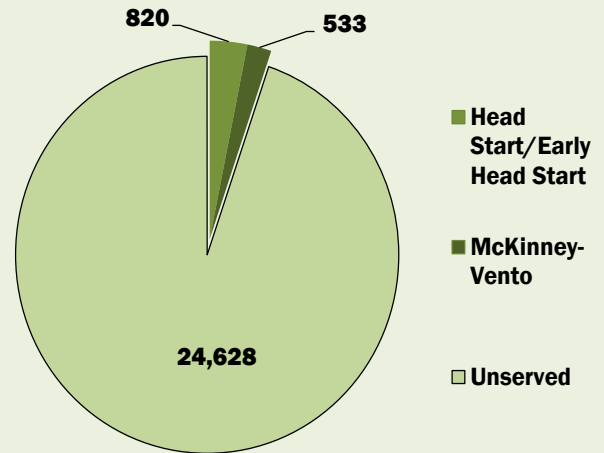


Early Childhood Education for Children Experiencing Homelessness

Children under age 6 experiencing homelessness

5% served by Head Start/Early Head Start or McKinney-Vento funded ECE programs in 2017⁵

Kentucky



Related Factors

Families experiencing homelessness, whether chronic or episodic, often face other barriers to affordable housing. By understanding these related challenges, states can create sustainable and proactive policy solutions that better address homelessness in their communities.



26% of families with children under 18 have a high housing cost burden⁴



29% of children under age six in low-income working families⁴

For detailed information on indicator definitions, data sources, and methodology, please see Appendix III.

Notes:

1. McCoy-Roth, M., Mackintosh, B.B., & Murphey, D. (2013). When the bough breaks: The effects of homelessness on young children. *Early Childhood Highlights*, 3.
2. U.S. Census Bureau, Population Division. (June 2017). SC-EST2017-AGESEX-CIV: Annual Estimates of the Civilian Population by Single Year of Age and Sex for the United States and States: April 1, 2010 to July 1, 2017.
3. Calculations by authors using methodology established by Bassuk, et al. (2014) and 2017 data from U.S. Department of Education and U.S. Department of Housing and Urban Development.
4. Data from the Annie E. Casey Foundation KIDS COUNT data center.
5. Data from U.S. Department of Education. (2017). *Consolidated State Performance Reports, Part I* and U.S. Department of Health and Human Services, Administration for Children and Families. Retrieved April 6, 2018. (2017). *The 2017 Head Start Program Information Report*. Data on children under age 6 experiencing homelessness served through federally funded child care & home visiting programs will be collected for the first time in 2017.

Early childhood experiences with homelessness have long lasting impacts on a child’s well-being. Access to educational services can help mitigate some of these negative effects.¹

Early Childhood Homelessness

Children under age 6

Total population²

372,616

Estimated number experiencing homelessness³

29,521

or

1 in 13 children

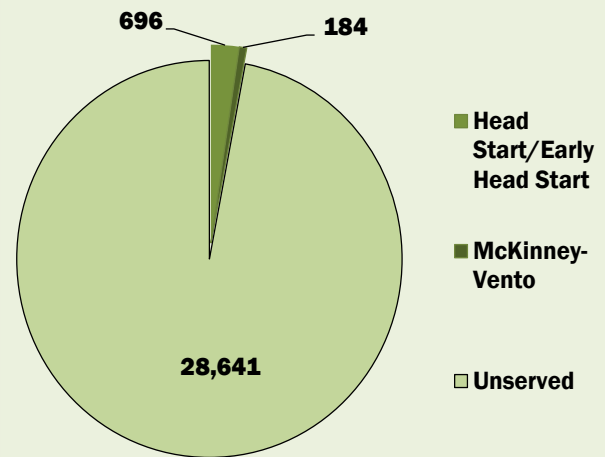


Early Childhood Education for Children Experiencing Homelessness

Children under age 6 experiencing homelessness

3% served by Head Start/Early Head Start or McKinney-Vento funded ECE programs in 2017⁵

Louisiana



Related Factors

Families experiencing homelessness, whether chronic or episodic, often face other barriers to affordable housing. By understanding these related challenges, states can create sustainable and proactive policy solutions that better address homelessness in their communities.



31% of families with children under 18 have a high housing cost burden⁴



27% of children under age six in low-income working families⁴

For detailed information on indicator definitions, data sources, and methodology, please see Appendix III.

Notes:

1. McCoy-Roth, M., Mackintosh, B.B., & Murphey, D. (2013). When the bough breaks: The effects of homelessness on young children. *Early Childhood Highlights*, 3.
2. U.S. Census Bureau, Population Division. (June 2017). SC-EST2017-AGESEX-CIV: Annual Estimates of the Civilian Population by Single Year of Age and Sex for the United States and States: April 1, 2010 to July 1, 2017.
3. Calculations by authors using methodology established by Bassuk, et al. (2014) and 2017 data from U.S. Department of Education and U.S. Department of Housing and Urban Development.
4. Data from the Annie E. Casey Foundation KIDS COUNT data center.
5. Data from U.S. Department of Education. (2017). *Consolidated State Performance Reports, Part I* and U.S. Department of Health and Human Services, Administration for Children and Families. Retrieved April 6, 2018. (2017). *The 2017 Head Start Program Information Report*. Data on children under age 6 experiencing homelessness served through federally funded child care & home visiting programs will be collected for the first time in 2017.



Early childhood experiences with homelessness have long lasting impacts on a child’s well-being. Access to educational services can help mitigate some of these negative effects.¹

Early Childhood Homelessness

Children under age 6

Total population²

77,744

Estimated number experiencing homelessness³

2,436

or

1 in 32 children

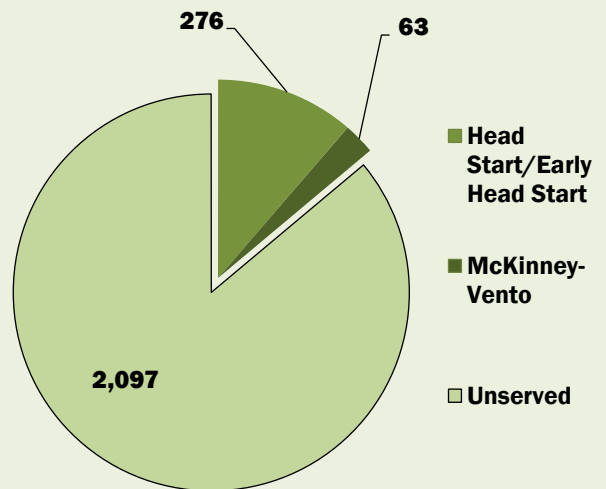


Early Childhood Education for Children Experiencing Homelessness

Children under age 6
experiencing homelessness

14% served by Head Start/Early Head Start or McKinney-Vento funded ECE programs in 2017⁵

Maine



Related Factors

Families experiencing homelessness, whether chronic or episodic, often face other barriers to affordable housing. By understanding these related challenges, states can create sustainable and proactive policy solutions that better address homelessness in their communities.



27% of families with children under 18 have a high housing cost burden⁴



23% of children under age six in low-income working families⁴

For detailed information on indicator definitions, data sources, and methodology, please see Appendix III.

Notes:

1. McCoy-Roth, M., Mackintosh, B.B., & Murphey, D. (2013). When the bough breaks: The effects of homelessness on young children. *Early Childhood Highlights*, 3.
2. U.S. Census Bureau, Population Division. (June 2017). SC-EST2017-AGESEX-CIV: Annual Estimates of the Civilian Population by Single Year of Age and Sex for the United States and States: April 1, 2010 to July 1, 2017.
3. Calculations by authors using methodology established by Bassuk, et al. (2014) and 2017 data from U.S. Department of Education and U.S. Department of Housing and Urban Development.
4. Data from the Annie E. Casey Foundation KIDS COUNT data center.
5. Data from U.S. Department of Education. (2017). *Consolidated State Performance Reports, Part I* and U.S. Department of Health and Human Services, Administration for Children and Families. Retrieved April 6, 2018. (2017). *The 2017 Head Start Program Information Report*. Data on children under age 6 experiencing homelessness served through federally funded child care & home visiting programs will be collected for the first time in 2017.



Early childhood experiences with homelessness have long lasting impacts on a child’s well-being. Access to educational services can help mitigate some of these negative effects.¹

Early Childhood Homelessness

Children under age 6

Total population²

440,206

Estimated number experiencing homelessness³

16,583

or

1 in 27 children

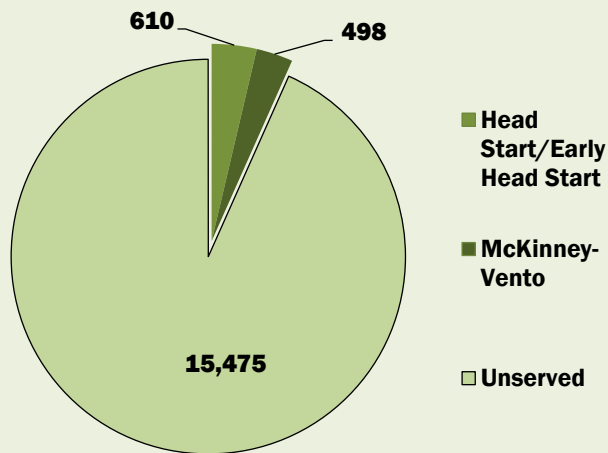


Early Childhood Education for Children Experiencing Homelessness

Children under age 6 experiencing homelessness

7% served by Head Start/Early Head Start or McKinney-Vento funded ECE programs in 2017⁵

Maryland



Related Factors

Families experiencing homelessness, whether chronic or episodic, often face other barriers to affordable housing. By understanding these related challenges, states can create sustainable and proactive policy solutions that better address homelessness in their communities.



33% of families with children under 18 have a high housing cost burden⁴



18% of children under age six in low-income working families⁴

For detailed information on indicator definitions, data sources, and methodology, please see Appendix III.

Notes:

1. McCoy-Roth, M., Mackintosh, B.B., & Murphey, D. (2013). When the bough breaks: The effects of homelessness on young children. *Early Childhood Highlights*, 3.
2. U.S. Census Bureau, Population Division. (June 2017). SC-EST2017-AGESEX-CIV: Annual Estimates of the Civilian Population by Single Year of Age and Sex for the United States and States: April 1, 2010 to July 1, 2017.
3. Calculations by authors using methodology established by Bassuk, et al. (2014) and 2017 data from U.S. Department of Education and U.S. Department of Housing and Urban Development.
4. Data from the Annie E. Casey Foundation KIDS COUNT data center.
5. Data from U.S. Department of Education. (2017). *Consolidated State Performance Reports, Part I* and U.S. Department of Health and Human Services, Administration for Children and Families. Retrieved April 6, 2018. (2017). *The 2017 Head Start Program Information Report*. Data on children under age 6 experiencing homelessness served through federally funded child care & home visiting programs will be collected for the first time in 2017.



Early childhood experiences with homelessness have long lasting impacts on a child's well-being. Access to educational services can help mitigate some of these negative effects.¹

Early Childhood Homelessness

Children under age 6

Total population²

433,697

Estimated number experiencing homelessness³

20,215

or

1 in 21 children

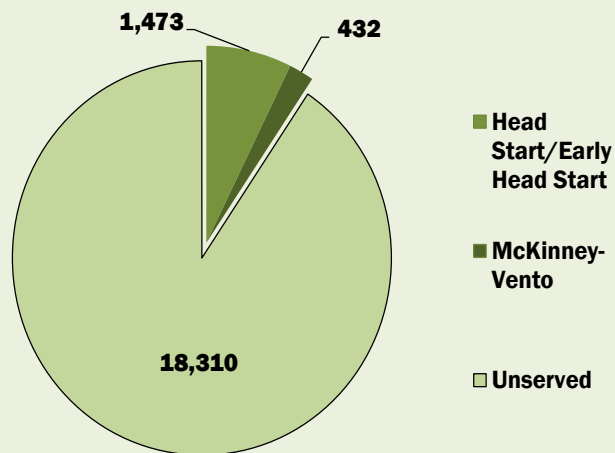


Early Childhood Education for Children Experiencing Homelessness

Children under age 6 experiencing homelessness

9% served by Head Start/Early Head Start or McKinney-Vento funded ECE programs in 2017⁵

Massachusetts



Related Factors

Families experiencing homelessness, whether chronic or episodic, often face other barriers to affordable housing. By understanding these related challenges, states can create sustainable and proactive policy solutions that better address homelessness in their communities.



31% of families with children under 18 have a high housing cost burden⁴



15% of children under age six in low-income working families⁴

For detailed information on indicator definitions, data sources, and methodology, please see Appendix III.

Notes:

1. McCoy-Roth, M., Mackintosh, B.B., & Murphey, D. (2013). When the bough breaks: The effects of homelessness on young children. *Early Childhood Highlights*, 3.
2. U.S. Census Bureau, Population Division. (June 2017). SC-EST2017-AGESEX-CIV: Annual Estimates of the Civilian Population by Single Year of Age and Sex for the United States and States: April 1, 2010 to July 1, 2017.
3. Calculations by authors using methodology established by Bassuk, et al. (2014) and 2017 data from U.S. Department of Education and U.S. Department of Housing and Urban Development.
4. Data from the Annie E. Casey Foundation KIDS COUNT data center.
5. Data from U.S. Department of Education. (2017). *Consolidated State Performance Reports, Part I* and U.S. Department of Health and Human Services, Administration for Children and Families. Retrieved April 6, 2018. (2017). *The 2017 Head Start Program Information Report*. Data on children under age 6 experiencing homelessness served through federally funded child care & home visiting programs will be collected for the first time in 2017.



Early childhood experiences with homelessness have long lasting impacts on a child’s well-being. Access to educational services can help mitigate some of these negative effects.¹

Early Childhood Homelessness

Children under age 6

Total population²

689,060

Estimated number experiencing homelessness³

35,652

or

1 in 19 children

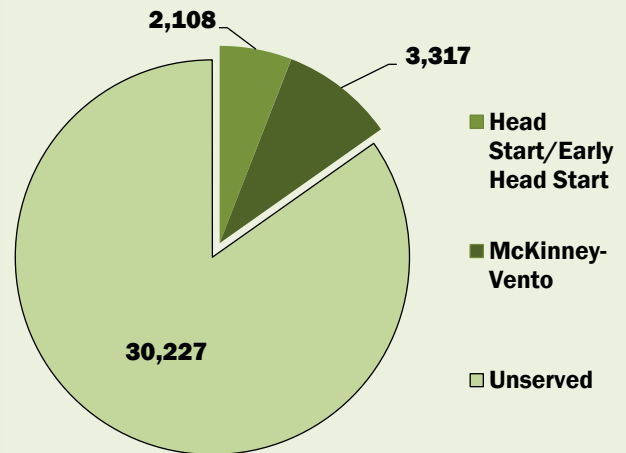


Early Childhood Education for Children Experiencing Homelessness

Children under age 6 experiencing homelessness

15% served by Head Start/Early Head Start or McKinney-Vento funded ECE programs in 2017⁵

Michigan



Related Factors

Families experiencing homelessness, whether chronic or episodic, often face other barriers to affordable housing. By understanding these related challenges, states can create sustainable and proactive policy solutions that better address homelessness in their communities.



26% of families with children under 18 have a high housing cost burden⁴



26% of children under age six in low-income working families⁴

For detailed information on indicator definitions, data sources, and methodology, please see Appendix III.

Notes:

1. McCoy-Roth, M., Mackintosh, B.B., & Murphey, D. (2013). When the bough breaks: The effects of homelessness on young children. *Early Childhood Highlights*, 3.
2. U.S. Census Bureau, Population Division. (June 2017). SC-EST2017-AGESEX-CIV: Annual Estimates of the Civilian Population by Single Year of Age and Sex for the United States and States: April 1, 2010 to July 1, 2017.
3. Calculations by authors using methodology established by Bassuk, et al. (2014) and 2017 data from U.S. Department of Education and U.S. Department of Housing and Urban Development.
4. Data from the Annie E. Casey Foundation KIDS COUNT data center.
5. Data from U.S. Department of Education. (2017). *Consolidated State Performance Reports, Part I* and U.S. Department of Health and Human Services, Administration for Children and Families. Retrieved April 6, 2018. (2017). *The 2017 Head Start Program Information Report*. Data on children under age 6 experiencing homelessness served through federally funded child care & home visiting programs will be collected for the first time in 2017.



Early childhood experiences with homelessness have long lasting impacts on a child’s well-being. Access to educational services can help mitigate some of these negative effects.¹

Early Childhood Homelessness

Children under age 6

Total population²

426,490

Estimated number experiencing homelessness³

17,191

or

1 in 25 children

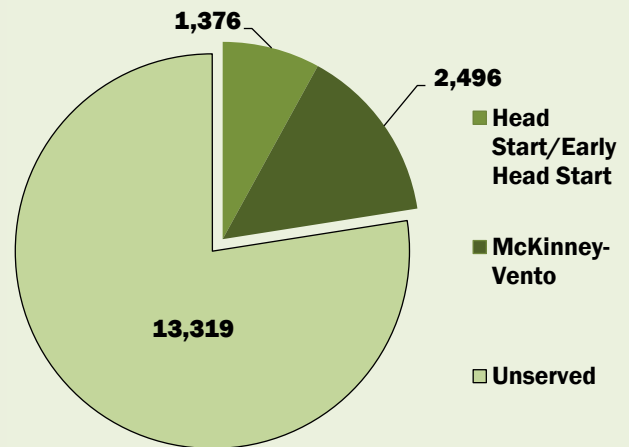


Early Childhood Education for Children Experiencing Homelessness

Children under age 6 experiencing homelessness

23% served by Head Start/Early Head Start or McKinney-Vento funded ECE programs in 2017⁵

Minnesota



Related Factors

Families experiencing homelessness, whether chronic or episodic, often face other barriers to affordable housing. By understanding these related challenges, states can create sustainable and proactive policy solutions that better address homelessness in their communities.



22% of families with children under 18 have a high housing cost burden⁴



21% of children under age six in low-income working families⁴

For detailed information on indicator definitions, data sources, and methodology, please see Appendix III.

Notes:

1. McCoy-Roth, M., Mackintosh, B.B., & Murphey, D. (2013). When the bough breaks: The effects of homelessness on young children. *Early Childhood Highlights*, 3.
2. U.S. Census Bureau, Population Division. (June 2017). SC-EST2017-AGESEX-CIV: Annual Estimates of the Civilian Population by Single Year of Age and Sex for the United States and States: April 1, 2010 to July 1, 2017.
3. Calculations by authors using methodology established by Bassuk, et al. (2014) and 2017 data from U.S. Department of Education and U.S. Department of Housing and Urban Development.
4. Data from the Annie E. Casey Foundation KIDS COUNT data center.
5. Data from U.S. Department of Education. (2017). *Consolidated State Performance Reports, Part I* and U.S. Department of Health and Human Services, Administration for Children and Families. Retrieved April 6, 2018. (2017). *The 2017 Head Start Program Information Report*. Data on children under age 6 experiencing homelessness served through federally funded child care & home visiting programs will be collected for the first time in 2017.



Early childhood experiences with homelessness have long lasting impacts on a child’s well-being. Access to educational services can help mitigate some of these negative effects.¹

Early Childhood Homelessness

Children under age 6

Total population²

225,468

Estimated number experiencing homelessness³

9,665

or

1 in 23 children

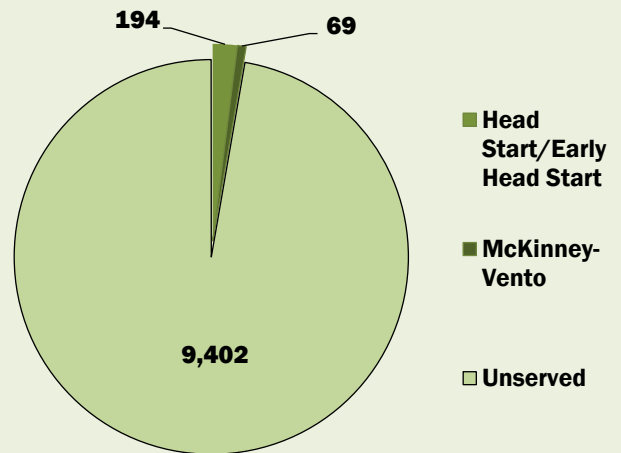


Early Childhood Education for Children Experiencing Homelessness

Children under age 6 experiencing homelessness

3% served by Head Start/Early Head Start or McKinney-Vento funded ECE programs in 2017⁵

Mississippi



Related Factors

Families experiencing homelessness, whether chronic or episodic, often face other barriers to affordable housing. By understanding these related challenges, states can create sustainable and proactive policy solutions that better address homelessness in their communities.



28% of families with children under 18 have a high housing cost burden⁴



30% of children under age six in low-income working families⁴

For detailed information on indicator definitions, data sources, and methodology, please see Appendix III.

Notes:

1. McCoy-Roth, M., Mackintosh, B.B., & Murphey, D. (2013). When the bough breaks: The effects of homelessness on young children. *Early Childhood Highlights*, 3.
2. U.S. Census Bureau, Population Division. (June 2017). SC-EST2017-AGESEX-CIV: Annual Estimates of the Civilian Population by Single Year of Age and Sex for the United States and States: April 1, 2010 to July 1, 2017.
3. Calculations by authors using methodology established by Bassuk, et al. (2014) and 2017 data from U.S. Department of Education and U.S. Department of Housing and Urban Development.
4. Data from the Annie E. Casey Foundation KIDS COUNT data center.
5. Data from U.S. Department of Education. (2017). *Consolidated State Performance Reports, Part I* and U.S. Department of Health and Human Services, Administration for Children and Families. Retrieved April 6, 2018. (2017). *The 2017 Head Start Program Information Report*. Data on children under age 6 experiencing homelessness served through federally funded child care & home visiting programs will be collected for the first time in 2017.



Early childhood experiences with homelessness have long lasting impacts on a child's well-being. Access to educational services can help mitigate some of these negative effects.¹

Early Childhood Homelessness

Children under age 6

Total population²

449,401

Estimated number experiencing homelessness³

32,791

or

1 in 14 children

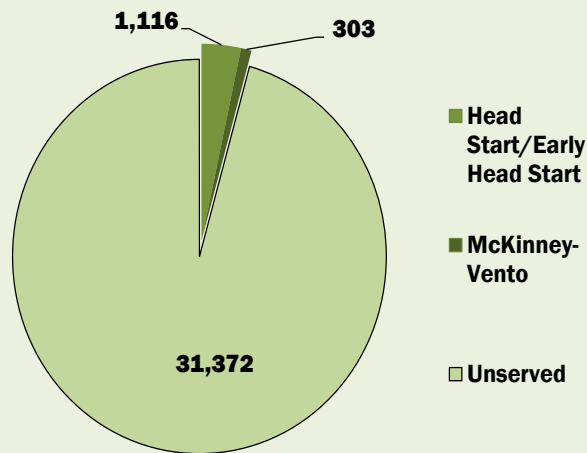


Early Childhood Education for Children Experiencing Homelessness

Children under age 6 experiencing homelessness

4% served by Head Start/Early Head Start or McKinney-Vento funded ECE programs in 2017⁵

Missouri



Related Factors

Families experiencing homelessness, whether chronic or episodic, often face other barriers to affordable housing. By understanding these related challenges, states can create sustainable and proactive policy solutions that better address homelessness in their communities.



24% of families with children under 18 have a high housing cost burden⁴



28% of children under age six in low-income working families⁴

For detailed information on indicator definitions, data sources, and methodology, please see Appendix III.

Notes:

1. McCoy-Roth, M., Mackintosh, B.B., & Murphey, D. (2013). When the bough breaks: The effects of homelessness on young children. *Early Childhood Highlights*, 3.
2. U.S. Census Bureau, Population Division. (June 2017). SC-EST2017-AGESEX-CIV: Annual Estimates of the Civilian Population by Single Year of Age and Sex for the United States and States: April 1, 2010 to July 1, 2017
3. Calculations by authors using methodology established by Bassuk, et al. (2014) and 2017 data from U.S. Department of Education and U.S. Department of Housing and Urban Development.
4. Data from the Annie E. Casey Foundation KIDS COUNT data center.
5. Data from U.S. Department of Education. (2017). *Consolidated State Performance Reports, Part I* and U.S. Department of Health and Human Services, Administration for Children and Families. Retrieved April 6, 2018. (2017). *The 2017 Head Start Program Information Report*. Data on children under age 6 experiencing homelessness served through federally funded child care & home visiting programs will be collected for the first time in 2017.

Early childhood experiences with homelessness have long lasting impacts on a child’s well-being. Access to educational services can help mitigate some of these negative effects.¹

Early Childhood Homelessness

Children under age 6

Total population²

75,868

Estimated number experiencing homelessness³

3,492

or

1 in 22 children

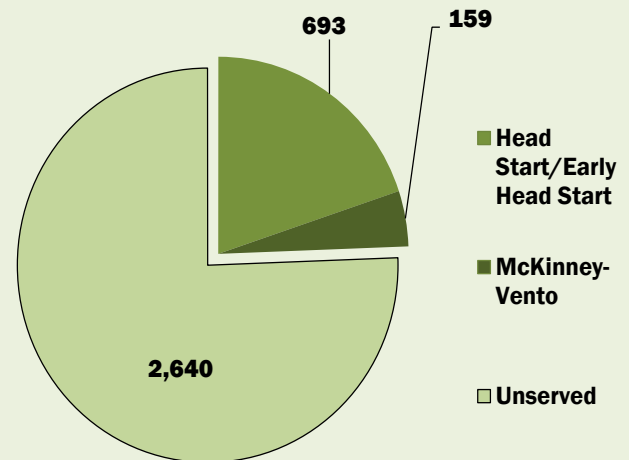


Early Childhood Education for Children Experiencing Homelessness

Children under age 6
experiencing homelessness

24% served by Head Start/Early Head Start or McKinney-Vento funded ECE programs in 2017⁵

Montana



Related Factors

Families experiencing homelessness, whether chronic or episodic, often face other barriers to affordable housing. By understanding these related challenges, states can create sustainable and proactive policy solutions that better address homelessness in their communities.



24% of families with children under 18 have a high housing cost burden⁴



33% of children under age six in low-income working families⁴

For detailed information on indicator definitions, data sources, and methodology, please see Appendix III.

Notes:

1. McCoy-Roth, M., Mackintosh, B.B., & Murphey, D. (2013). When the bough breaks: The effects of homelessness on young children. *Early Childhood Highlights*, 3.
2. U.S. Census Bureau, Population Division. (June 2017). SC-EST2017-AGESEX-CIV: Annual Estimates of the Civilian Population by Single Year of Age and Sex for the United States and States: April 1, 2010 to July 1, 2017.
3. Calculations by authors using methodology established by Bassuk, et al. (2014) and 2017 data from U.S. Department of Education and U.S. Department of Housing and Urban Development.
4. Data from the Annie E. Casey Foundation KIDS COUNT data center.
5. Data from U.S. Department of Education. (2017). *Consolidated State Performance Reports, Part I* and U.S. Department of Health and Human Services, Administration for Children and Families. Retrieved April 6, 2018. (2017). *The 2017 Head Start Program Information Report*. Data on children under age 6 experiencing homelessness served through federally funded child care & home visiting programs will be collected for the first time in 2017.



Early childhood experiences with homelessness have long lasting impacts on a child’s well-being. Access to educational services can help mitigate some of these negative effects.¹

Early Childhood Homelessness

Children under age 6

Total population²

159,159

Estimated number experiencing homelessness³

3,479

or

1 in **46** children

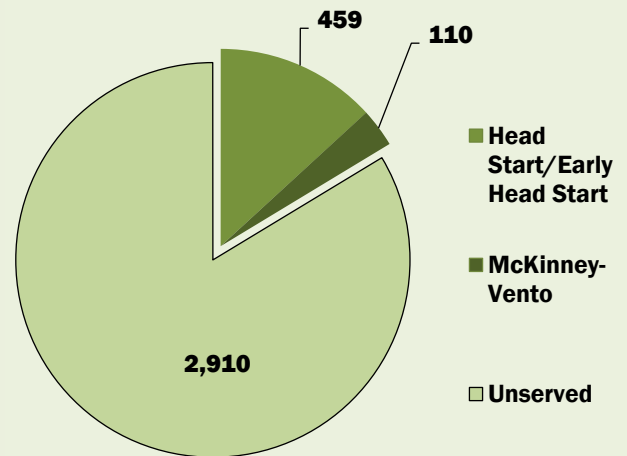


Early Childhood Education for Children Experiencing Homelessness

Children under age 6 experiencing homelessness

16% served by Head Start/Early Head Start or McKinney-Vento funded ECE programs in 2017⁵

Nebraska



Related Factors

Families experiencing homelessness, whether chronic or episodic, often face other barriers to affordable housing. By understanding these related challenges, states can create sustainable and proactive policy solutions that better address homelessness in their communities.



22% of families with children under 18 have a high housing cost burden⁴



27% of children under age six in low-income working families⁴

For detailed information on indicator definitions, data sources, and methodology, please see Appendix III.

Notes:

1. McCoy-Roth, M., Mackintosh, B.B., & Murphey, D. (2013). When the bough breaks: The effects of homelessness on young children. *Early Childhood Highlights*, 3.
2. U.S. Census Bureau, Population Division. (June 2017). SC-EST2017-AGESEX-CIV: Annual Estimates of the Civilian Population by Single Year of Age and Sex for the United States and States: April 1, 2010 to July 1, 2017.
3. Calculations by authors using methodology established by Bassuk, et al. (2014) and 2017 data from U.S. Department of Education and U.S. Department of Housing and Urban Development.
4. Data from the Annie E. Casey Foundation KIDS COUNT data center.
5. Data from U.S. Department of Education. (2017). *Consolidated State Performance Reports, Part I* and U.S. Department of Health and Human Services, Administration for Children and Families. Retrieved April 6, 2018. (2017). *The 2017 Head Start Program Information Report*. Data on children under age 6 experiencing homelessness served through federally funded child care & home visiting programs will be collected for the first time in 2017.



Early childhood experiences with homelessness have long lasting impacts on a child’s well-being. Access to educational services can help mitigate some of these negative effects.¹

Early Childhood Homelessness

Children under age 6

Total population²

222,864

Estimated number experiencing homelessness³

16,237

or

1 in 14 children

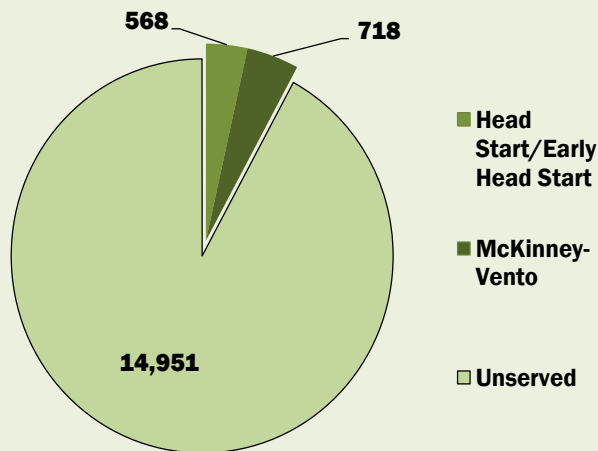


Early Childhood Education for Children Experiencing Homelessness

Children under age 6 experiencing homelessness

8% served by Head Start/Early Head Start or McKinney-Vento funded ECE programs in 2017⁵

Nevada



Related Factors

Families experiencing homelessness, whether chronic or episodic, often face other barriers to affordable housing. By understanding these related challenges, states can create sustainable and proactive policy solutions that better address homelessness in their communities.



34% of families with children under 18 have a high housing cost burden⁴



29% of children under age six in low-income working families⁴

For detailed information on indicator definitions, data sources, and methodology, please see Appendix III.

Notes:

1. McCoy-Roth, M., Mackintosh, B.B., & Murphey, D. (2013). When the bough breaks: The effects of homelessness on young children. *Early Childhood Highlights*, 3.
2. U.S. Census Bureau, Population Division. (June 2017). SC-EST2017-AGESEX-CIV: Annual Estimates of the Civilian Population by Single Year of Age and Sex for the United States and States: April 1, 2010 to July 1, 2017.
3. Calculations by authors using methodology established by Bassuk, et al. (2014) and 2017 data from U.S. Department of Education and U.S. Department of Housing and Urban Development.
4. Data from the Annie E. Casey Foundation KIDS COUNT data center.
5. Data from U.S. Department of Education. (2017). *Consolidated State Performance Reports, Part I* and U.S. Department of Health and Human Services, Administration for Children and Families. Retrieved April 6, 2018. (2017). *The 2017 Head Start Program Information Report*. Data on children under age 6 experiencing homelessness served through federally funded child care & home visiting programs will be collected for the first time in 2017.



Early childhood experiences with homelessness have long lasting impacts on a child’s well-being. Access to educational services can help mitigate some of these negative effects.¹

Early Childhood Homelessness

Children under age 6

Total population²

77,625

Estimated number experiencing homelessness³

3,790

or

1 in 20 children

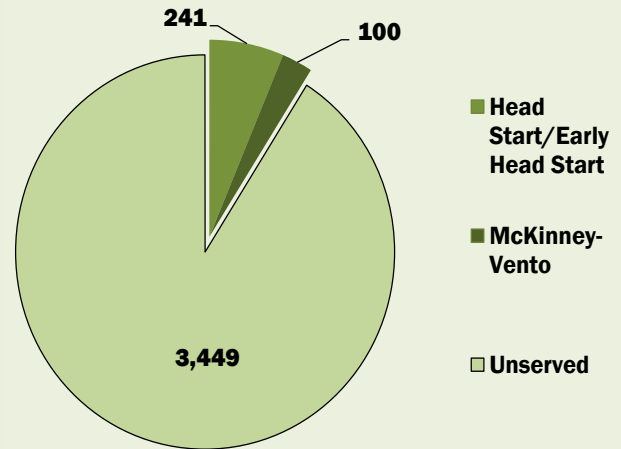


Early Childhood Education for Children Experiencing Homelessness

Children under age 6 experiencing homelessness

9% served by Head Start/Early Head Start or McKinney-Vento funded ECE programs in 2016⁵

New Hampshire



Related Factors

Families experiencing homelessness, whether chronic or episodic, often face other barriers to affordable housing. By understanding these related challenges, states can create sustainable and proactive policy solutions that better address homelessness in their communities.



25% of families with children under 18 have a high housing cost burden⁴



16% of children under age six in low-income working families⁴

For detailed information on indicator definitions, data sources, and methodology, please see Appendix III.

Notes:

1. McCoy-Roth, M., Mackintosh, B.B., & Murphey, D. (2013). When the bough breaks: The effects of homelessness on young children. *Early Childhood Highlights*, 3.
2. U.S. Census Bureau, Population Division. (June 2017). SC-EST2017-AGESEX-CIV: Annual Estimates of the Civilian Population by Single Year of Age and Sex for the United States and States: April 1, 2010 to July 1, 2017.
3. Calculations by authors using methodology established by Bassuk, et al. (2014) and 2017 data from U.S. Department of Education and U.S. Department of Housing and Urban Development.
4. Data from the Annie E. Casey Foundation KIDS COUNT data center.
5. Data from U.S. Department of Education. (2017). *Consolidated State Performance Reports, Part I* and U.S. Department of Health and Human Services, Administration for Children and Families. Retrieved April 6, 2018. (2017). *The 2017 Head Start Program Information Report*. Data on children under age 6 experiencing homelessness served through federally funded child care & home visiting programs will be collected for the first time in 2017.



Early childhood experiences with homelessness have long lasting impacts on a child's well-being. Access to educational services can help mitigate some of these negative effects.¹

Early Childhood Homelessness

Children under age 6

Total population²

628,545

Estimated number experiencing homelessness³

10,648

or

1 in 59 children

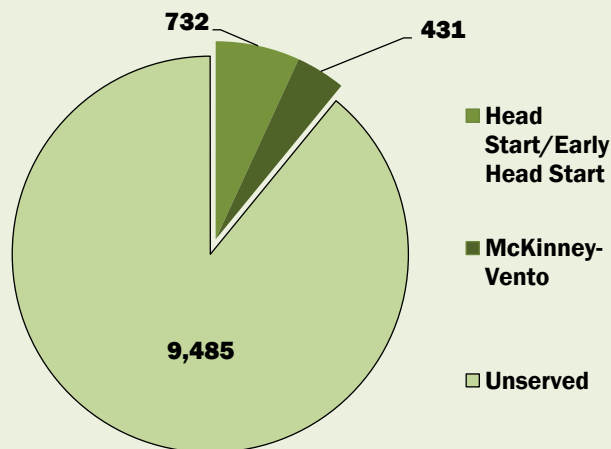


Early Childhood Education for Children Experiencing Homelessness

Children under age 6 experiencing homelessness

11% served by Head Start/Early Head Start or McKinney-Vento funded ECE programs in 2017⁵

New Jersey



Related Factors

Families experiencing homelessness, whether chronic or episodic, often face other barriers to affordable housing. By understanding these related challenges, states can create sustainable and proactive policy solutions that better address homelessness in their communities.



39% of families with children under 18 have a high housing cost burden⁴



21% of children under age six in low-income working families⁴

For detailed information on indicator definitions, data sources, and methodology, please see Appendix III.

Notes:

1. McCoy-Roth, M., Mackintosh, B.B., & Murphey, D. (2013). When the bough breaks: The effects of homelessness on young children. *Early Childhood Highlights*, 3.
2. U.S. Census Bureau, Population Division. (June 2017). SC-EST2017-AGESEX-CIV: Annual Estimates of the Civilian Population by Single Year of Age and Sex for the United States and States: April 1, 2010 to July 1, 2017.
3. Calculations by authors using methodology established by Bassuk, et al. (2014) and 2017 data from U.S. Department of Education and U.S. Department of Housing and Urban Development.
4. Data from the Annie E. Casey Foundation KIDS COUNT data center.
5. Data from U.S. Department of Education. (2017). *Consolidated State Performance Reports, Part I* and U.S. Department of Health and Human Services, Administration for Children and Families. Retrieved April 6, 2018. (2017). *The 2017 Head Start Program Information Report*. Data on children under age 6 experiencing homelessness served through federally funded child care & home visiting programs will be collected for the first time in 2017.

Early childhood experiences with homelessness have long lasting impacts on a child’s well-being. Access to educational services can help mitigate some of these negative effects.¹

Early Childhood Homelessness

Children under age 6

Total population²

154,455

Estimated number experiencing homelessness³

11,259

or

1 in 14 children

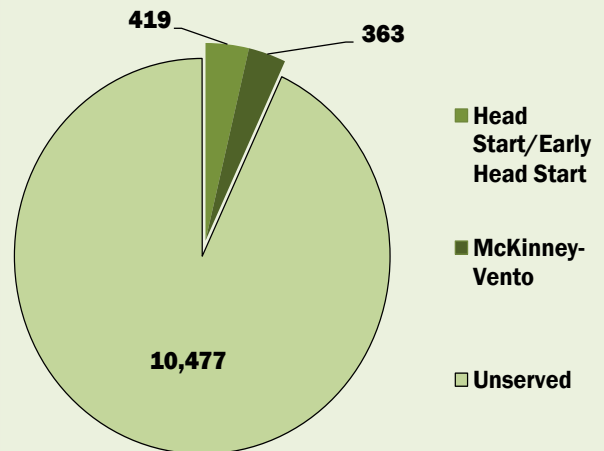


Early Childhood Education for Children Experiencing Homelessness

Children under age 6 experiencing homelessness

7% served by Head Start/Early Head Start or McKinney-Vento funded ECE programs in 2017⁵

New Mexico



Related Factors

Families experiencing homelessness, whether chronic or episodic, often face other barriers to affordable housing. By understanding these related challenges, states can create sustainable and proactive policy solutions that better address homelessness in their communities.



32% of families with children under 18 have a high housing cost burden⁴



32% of children under age six in low-income working families⁴

For detailed information on indicator definitions, data sources, and methodology, please see Appendix III.

Notes:

1. McCoy-Roth, M., Mackintosh, B.B., & Murphey, D. (2013). When the bough breaks: The effects of homelessness on young children. *Early Childhood Highlights*, 3.
2. U.S. Census Bureau, Population Division. (June 2017). SC-EST2017-AGESEX-CIV: Annual Estimates of the Civilian Population by Single Year of Age and Sex for the United States and States: April 1, 2010 to July 1, 2017.
3. Calculations by authors using methodology established by Bassuk, et al. (2014) and 2017 data from U.S. Department of Education and U.S. Department of Housing and Urban Development.
4. Data from the Annie E. Casey Foundation KIDS COUNT data center.
5. Data from U.S. Department of Education. (2017). *Consolidated State Performance Reports, Part I* and U.S. Department of Health and Human Services, Administration for Children and Families. Retrieved April 6, 2018. (2017). *The 2017 Head Start Program Information Report*. Data on children under age 6 experiencing homelessness served through federally funded child care & home visiting programs will be collected for the first time in 2017.



Early childhood experiences with homelessness have long lasting impacts on a child’s well-being. Access to educational services can help mitigate some of these negative effects.¹

Early Childhood Homelessness

Children under age 6

Total population²

1,394,622

Estimated number experiencing homelessness³

143,743

or

1 in 10 children

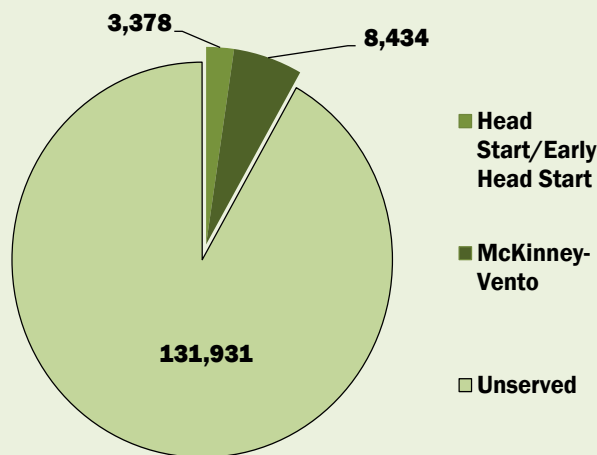


Early Childhood Education for Children Experiencing Homelessness

Children under age 6 experiencing homelessness

8% served by Head Start/Early Head Start or McKinney-Vento funded ECE programs in 2017⁵

New York



Related Factors

Families experiencing homelessness, whether chronic or episodic, often face other barriers to affordable housing. By understanding these related challenges, states can create sustainable and proactive policy solutions that better address homelessness in their communities.



40% of families with children under 18 have a high housing cost burden⁴



24% of children under age six in low-income working families⁴

For detailed information on indicator definitions, data sources, and methodology, please see Appendix III.

Notes:

1. McCoy-Roth, M., Mackintosh, B.B., & Murphey, D. (2013). When the bough breaks: The effects of homelessness on young children. *Early Childhood Highlights*, 3.
2. U.S. Census Bureau, Population Division. (June 2017). SC-EST2017-AGESEX-CIV: Annual Estimates of the Civilian Population by Single Year of Age and Sex for the United States and States: April 1, 2010 to July 1, 2017.
3. Calculations by authors using methodology established by Bassuk, et al. (2014) and 2017 data from U.S. Department of Education and U.S. Department of Housing and Urban Development.
4. Data from the Annie E. Casey Foundation KIDS COUNT data center.
5. Data from U.S. Department of Education. (2017). *Consolidated State Performance Reports, Part I* and U.S. Department of Health and Human Services, Administration for Children and Families. Retrieved April 6, 2018. (2017). *The 2017 Head Start Program Information Report*. Data on children under age 6 experiencing homelessness served through federally funded child care & home visiting programs will be collected for the first time in 2017.



Early childhood experiences with homelessness have long lasting impacts on a child's well-being. Access to educational services can help mitigate some of these negative effects.¹

Early Childhood Homelessness

Children under age 6

Total population²

732,414

Estimated number experiencing homelessness³

28,408

or

1 in 26 children

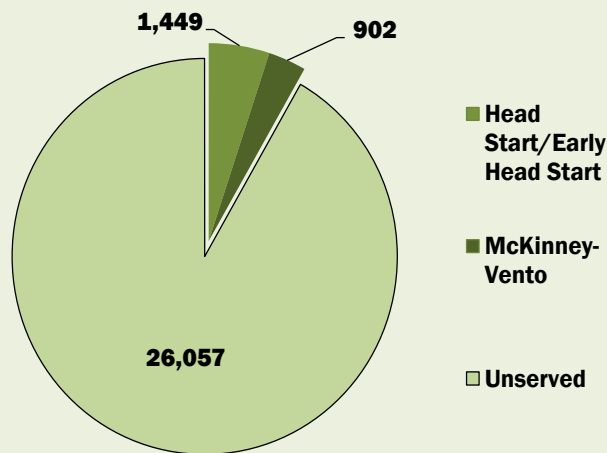


Early Childhood Education for Children Experiencing Homelessness

Children under age 6 experiencing homelessness

8% served by Head Start/Early Head Start or McKinney-Vento funded ECE programs in 2017⁵

North Carolina



Related Factors

Families experiencing homelessness, whether chronic or episodic, often face other barriers to affordable housing. By understanding these related challenges, states can create sustainable and proactive policy solutions that better address homelessness in their communities.



28% of families with children under 18 have a high housing cost burden⁴



30% of children under age six in low-income working families⁴

For detailed information on indicator definitions, data sources, and methodology, please see Appendix III.

Notes:

1. McCoy-Roth, M., Mackintosh, B.B., & Murphey, D. (2013). When the bough breaks: The effects of homelessness on young children. *Early Childhood Highlights*, 3.
2. U.S. Census Bureau, Population Division. (June 2017). SC-EST2017-AGESEX-CIV: Annual Estimates of the Civilian Population by Single Year of Age and Sex for the United States and States: April 1, 2010 to July 1, 2017.
3. Calculations by authors using methodology established by Bassuk, et al. (2014) and 2017 data from U.S. Department of Education and U.S. Department of Housing and Urban Development.
4. Data from the Annie E. Casey Foundation KIDS COUNT data center.
5. Data from U.S. Department of Education. (2017). *Consolidated State Performance Reports, Part I* and U.S. Department of Health and Human Services, Administration for Children and Families. Retrieved April 6, 2018. (2017). *The 2017 Head Start Program Information Report*. Data on children under age 6 experiencing homelessness served through federally funded child care & home visiting programs will be collected for the first time in 2017.



Early childhood experiences with homelessness have long lasting impacts on a child’s well-being. Access to educational services can help mitigate some of these negative effects.¹

Early Childhood Homelessness

Children under age 6

Total population²

64,182

Estimated number experiencing homelessness³

2,085

or

1 in 31 children

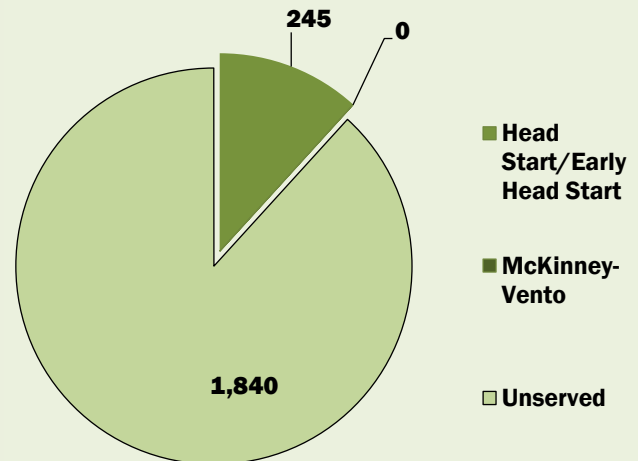


Early Childhood Education for Children Experiencing Homelessness

Children under age 6 experiencing homelessness

12% served by Head Start/Early Head Start or McKinney-Vento funded ECE programs in 2017⁵

North Dakota



Related Factors

Families experiencing homelessness, whether chronic or episodic, often face other barriers to affordable housing. By understanding these related challenges, states can create sustainable and proactive policy solutions that better address homelessness in their communities.



19% of families with children under 18 have a high housing cost burden⁴



21% of children under age six in low-income working families⁴

For detailed information on indicator definitions, data sources, and methodology, please see Appendix III.

Notes:

1. McCoy-Roth, M., Mackintosh, B.B., & Murphey, D. (2013). When the bough breaks: The effects of homelessness on young children. *Early Childhood Highlights*, 3.
2. U.S. Census Bureau, Population Division. (June 2017). SC-EST2017-AGESEX-CIV: Annual Estimates of the Civilian Population by Single Year of Age and Sex for the United States and States: April 1, 2010 to July 1, 2017.
3. Calculations by authors using methodology established by Bassuk, et al. (2014) and 2017 data from U.S. Department of Education and U.S. Department of Housing and Urban Development.
4. Data from the Annie E. Casey Foundation KIDS COUNT data center.
5. Data from U.S. Department of Education. (2017). *Consolidated State Performance Reports, Part I* and U.S. Department of Health and Human Services, Administration for Children and Families. Retrieved April 6, 2018. (2017). *The 2017 Head Start Program Information Report*. Data on children under age 6 experiencing homelessness served through federally funded child care & home visiting programs will be collected for the first time in 2017.



Early childhood experiences with homelessness have long lasting impacts on a child’s well-being. Access to educational services can help mitigate some of these negative effects.¹

Early Childhood Homelessness

Children under age 6

Total population²

838,936

Estimated number experiencing homelessness³

29,428

or

1 in 29 children

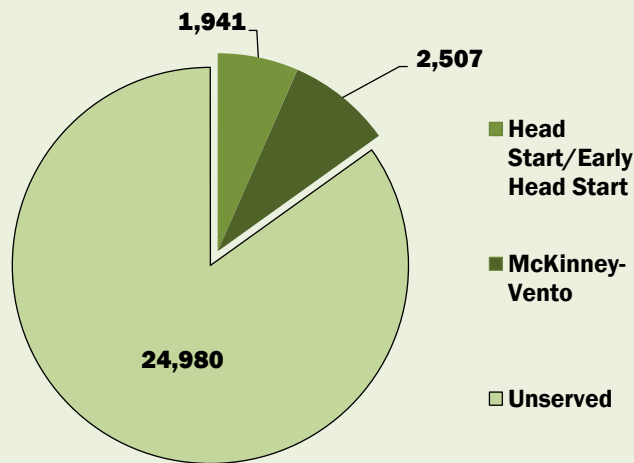


Early Childhood Education for Children Experiencing Homelessness

Children under age 6 experiencing homelessness

15% served by Head Start/Early Head Start or McKinney-Vento funded ECE programs in 2017⁵

Ohio



Related Factors

Families experiencing homelessness, whether chronic or episodic, often face other barriers to affordable housing. By understanding these related challenges, states can create sustainable and proactive policy solutions that better address homelessness in their communities.



25% of families with children under 18 have a high housing cost burden⁴



25% of children under age six in low-income working families⁴

For detailed information on indicator definitions, data sources, and methodology, please see Appendix III.

Notes:

1. McCoy-Roth, M., Mackintosh, B.B., & Murphey, D. (2013). When the bough breaks: The effects of homelessness on young children. *Early Childhood Highlights*, 3.
2. U.S. Census Bureau, Population Division. (June 2017). SC-EST2017-AGESEX-CIV: Annual Estimates of the Civilian Population by Single Year of Age and Sex for the United States and States: April 1, 2010 to July 1, 2017.
3. Calculations by authors using methodology established by Bassuk, et al. (2014) and 2017 data from U.S. Department of Education and U.S. Department of Housing and Urban Development.
4. Data from the Annie E. Casey Foundation KIDS COUNT data center.
5. Data from U.S. Department of Education. (2017). *Consolidated State Performance Reports, Part I* and U.S. Department of Health and Human Services, Administration for Children and Families. Retrieved April 6, 2018. (2017). *The 2017 Head Start Program Information Report*. Data on children under age 6 experiencing homelessness served through federally funded child care & home visiting programs will be collected for the first time in 2017.



Early childhood experiences with homelessness have long lasting impacts on a child’s well-being. Access to educational services can help mitigate some of these negative effects.¹

Early Childhood Homelessness

Children under age 6

Total population²

316,994

Estimated number experiencing homelessness³

26,243

or

1 in 12 children

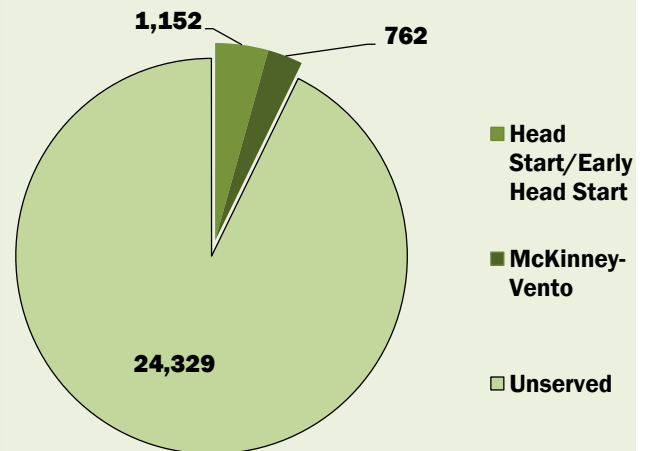


Early Childhood Education for Children Experiencing Homelessness

Children under age 6 experiencing homelessness

7% served by Head Start/Early Head Start or McKinney-Vento funded ECE programs in 2017⁵

Oklahoma



Related Factors

Families experiencing homelessness, whether chronic or episodic, often face other barriers to affordable housing. By understanding these related challenges, states can create sustainable and proactive policy solutions that better address homelessness in their communities.



26% of families with children under 18 have a high housing cost burden⁴



31% of children under age six in low-income working families⁴

For detailed information on indicator definitions, data sources, and methodology, please see Appendix III.

Notes:

1. McCoy-Roth, M., Mackintosh, B.B., & Murphey, D. (2013). When the bough breaks: The effects of homelessness on young children. *Early Childhood Highlights*, 3.
2. U.S. Census Bureau, Population Division. (June 2017). SC-EST2017-AGESEX-CIV: Annual Estimates of the Civilian Population by Single Year of Age and Sex for the United States and States: April 1, 2010 to July 1, 2017.
3. Calculations by authors using methodology established by Bassuk, et al. (2014) and 2017 data from U.S. Department of Education and U.S. Department of Housing and Urban Development.
4. Data from the Annie E. Casey Foundation KIDS COUNT data center.
5. Data from U.S. Department of Education. (2017). *Consolidated State Performance Reports, Part I* and U.S. Department of Health and Human Services, Administration for Children and Families. Retrieved April 6, 2018. (2017). *The 2017 Head Start Program Information Report*. Data on children under age 6 experiencing homelessness served through federally funded child care & home visiting programs will be collected for the first time in 2017.

Early childhood experiences with homelessness have long lasting impacts on a child's well-being. Access to educational services can help mitigate some of these negative effects.¹

Early Childhood Homelessness

Children under age 6

Total population²

283,468

Estimated number experiencing homelessness³

23,556

or

1 in 12 children

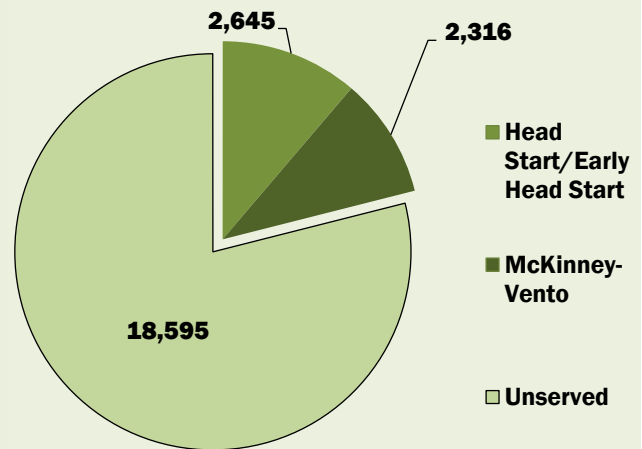


Early Childhood Education for Children Experiencing Homelessness

Children under age 6 experiencing homelessness

21% served by Head Start/Early Head Start or McKinney-Vento funded ECE programs in 2017⁵

Oregon



Related Factors

Families experiencing homelessness, whether chronic or episodic, often face other barriers to affordable housing. By understanding these related challenges, states can create sustainable and proactive policy solutions that better address homelessness in their communities.



32% of families with children under 18 have a high housing cost burden⁴



25% of children under age six in low-income working families⁴

For detailed information on indicator definitions, data sources, and methodology, please see Appendix III.

Notes:

1. McCoy-Roth, M., Mackintosh, B.B., & Murphey, D. (2013). When the bough breaks: The effects of homelessness on young children. *Early Childhood Highlights*, 3.
2. U.S. Census Bureau, Population Division. (June 2017). SC-EST2017-AGESEX-CIV: Annual Estimates of the Civilian Population by Single Year of Age and Sex for the United States and States: April 1, 2010 to July 1, 2017.
3. Calculations by authors using methodology established by Bassuk, et al. (2014) and 2017 data from U.S. Department of Education and U.S. Department of Housing and Urban Development.
4. Data from the Annie E. Casey Foundation KIDS COUNT data center.
5. Data from U.S. Department of Education. (2017). *Consolidated State Performance Reports, Part I* and U.S. Department of Health and Human Services, Administration for Children and Families. Retrieved April 6, 2018. (2017). *The 2017 Head Start Program Information Report*. Data on children under age 6 experiencing homelessness served through federally funded child care & home visiting programs will be collected for the first time in 2017.

Early childhood experiences with homelessness have long lasting impacts on a child’s well-being. Access to educational services can help mitigate some of these negative effects.¹

Early Childhood Homelessness

Children under age 6

Total population²

852,828

Estimated number experiencing homelessness³

24,318

or

1 in **35** children

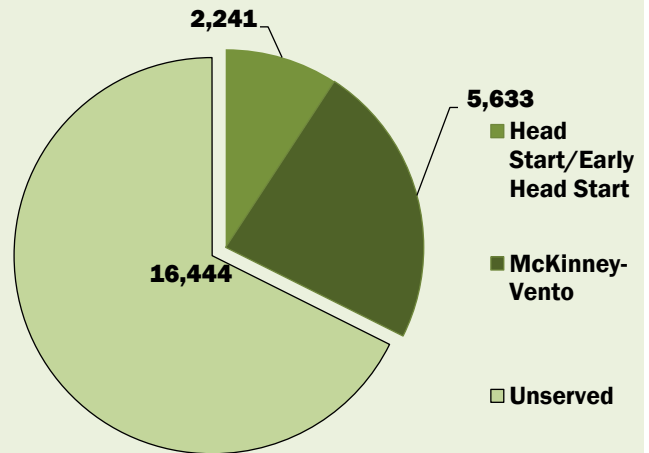


Early Childhood Education for Children Experiencing Homelessness

Children under age 6 experiencing homelessness

32% served by Head Start/Early Head Start or McKinney-Vento funded ECE programs in 2017⁵

Pennsylvania



Related Factors

Families experiencing homelessness, whether chronic or episodic, often face other barriers to affordable housing. By understanding these related challenges, states can create sustainable and proactive policy solutions that better address homelessness in their communities.



29% of families with children under 18 have a high housing cost burden⁴



22% of children under age six in low-income working families⁴

For detailed information on indicator definitions, data sources, and methodology, please see Appendix III.

Notes:

1. McCoy-Roth, M., Mackintosh, B.B., & Murphey, D. (2013). When the bough breaks: The effects of homelessness on young children. *Early Childhood Highlights*, 3.
2. U.S. Census Bureau, Population Division. (June 2017). SC-EST2017-AGESEX-CIV: Annual Estimates of the Civilian Population by Single Year of Age and Sex for the United States and States: April 1, 2010 to July 1, 2017.
3. Calculations by authors using methodology established by Bassuk, et al. (2014) and 2017 data from U.S. Department of Education and U.S. Department of Housing and Urban Development.
4. Data from the Annie E. Casey Foundation KIDS COUNT data center.
5. Data from U.S. Department of Education. (2017). *Consolidated State Performance Reports, Part I* and U.S. Department of Health and Human Services, Administration for Children and Families. Retrieved April 6, 2018. (2017). *The 2017 Head Start Program Information Report*. Data on children under age 6 experiencing homelessness served through federally funded child care & home visiting programs will be collected for the first time in 2017.

Early childhood experiences with homelessness have long lasting impacts on a child’s well-being. Access to educational services can help mitigate some of these negative effects.¹

Early Childhood Homelessness

Children under age 6

Total population²

181,650

Estimated number experiencing homelessness³

4,587

or

1 in **40** children

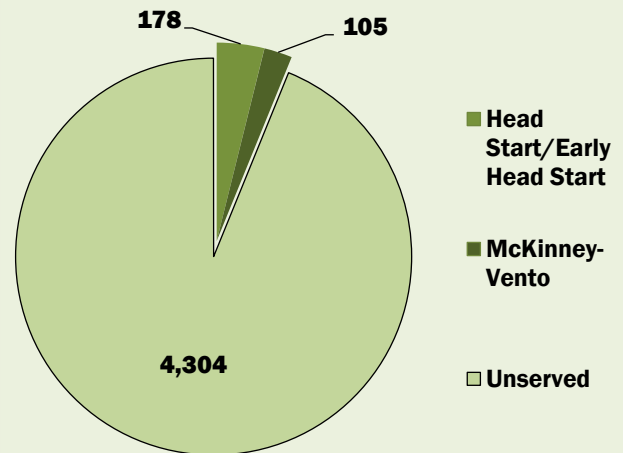


Early Childhood Education for Children Experiencing Homelessness

Children under age 6 experiencing homelessness

6% served by Head Start/Early Head Start or McKinney-Vento funded ECE programs in 2017⁵

Puerto Rico



Related Factors

Families experiencing homelessness, whether chronic or episodic, often face other barriers to affordable housing. By understanding these related challenges, states can create sustainable and proactive policy solutions that better address homelessness in their communities.



27% of families with children under 18 have a high housing cost burden⁴



38% of children under age six in low-income working families⁴

For detailed information on indicator definitions, data sources, and methodology, please see Appendix III.

Notes:

1. McCoy-Roth, M., Mackintosh, B.B., & Murphey, D. (2013). When the bough breaks: The effects of homelessness on young children. *Early Childhood Highlights*, 3.
2. U.S. Census Bureau, Population Division. (June 2017). SC-EST2017-AGESEX-CIV: Annual Estimates of the Civilian Population by Single Year of Age and Sex for the United States and States: April 1, 2010 to July 1, 2017.
3. Calculations by authors using methodology established by Bassuk, et al. (2014) and 2017 data from U.S. Department of Education and U.S. Department of Housing and Urban Development.
4. Data from the Annie E. Casey Foundation KIDS COUNT data center.
5. Data from U.S. Department of Education. (2017). *Consolidated State Performance Reports, Part I* and U.S. Department of Health and Human Services, Administration for Children and Families. Retrieved April 6, 2018. (2017). *The 2017 Head Start Program Information Report*. Data on children under age 6 experiencing homelessness served through federally funded child care & home visiting programs will be collected for the first time in 2017.



Early childhood experiences with homelessness have long lasting impacts on a child’s well-being. Access to educational services can help mitigate some of these negative effects.¹

Early Childhood Homelessness

Children under age 6

Total population²

65,743

Estimated number experiencing homelessness³

1,192

or

1 in 55 children

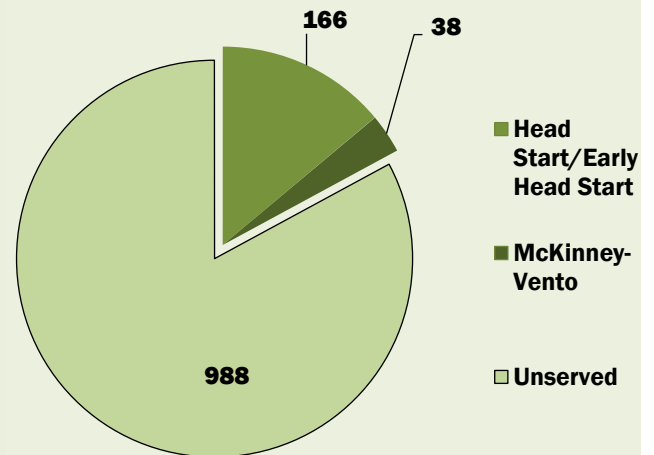


Early Childhood Education for Children Experiencing Homelessness

Children under age 6 experiencing homelessness

17% served by Head Start/Early Head Start or McKinney-Vento funded ECE programs in 2017⁵

Rhode Island



Related Factors

Families experiencing homelessness, whether chronic or episodic, often face other barriers to affordable housing. By understanding these related challenges, states can create sustainable and proactive policy solutions that better address homelessness in their communities.



32% of families with children under 18 have a high housing cost burden⁴



20% of children under age six in low-income working families⁴

For detailed information on indicator definitions, data sources, and methodology, please see Appendix III.

Notes:

1. McCoy-Roth, M., Mackintosh, B.B., & Murphey, D. (2013). When the bough breaks: The effects of homelessness on young children. *Early Childhood Highlights*, 3.
2. U.S. Census Bureau, Population Division. (June 2017). SC-EST2017-AGESEX-CIV: Annual Estimates of the Civilian Population by Single Year of Age and Sex for the United States and States: April 1, 2010 to July 1, 2017.
3. Calculations by authors using methodology established by Bassuk, et al. (2014) and 2017 data from U.S. Department of Education and U.S. Department of Housing and Urban Development.
4. Data from the Annie E. Casey Foundation KIDS COUNT data center.
5. Data from U.S. Department of Education. (2017). *Consolidated State Performance Reports, Part I* and U.S. Department of Health and Human Services, Administration for Children and Families. Retrieved April 6, 2018. (2017). *The 2017 Head Start Program Information Report*. Data on children under age 6 experiencing homelessness served through federally funded child care & home visiting programs will be collected for the first time in 2017.



Early childhood experiences with homelessness have long lasting impacts on a child's well-being. Access to educational services can help mitigate some of these negative effects.¹

Early Childhood Homelessness

Children under age 6

Total population²

353,405

Estimated number experiencing homelessness³

11,396

or

1 in 31 children

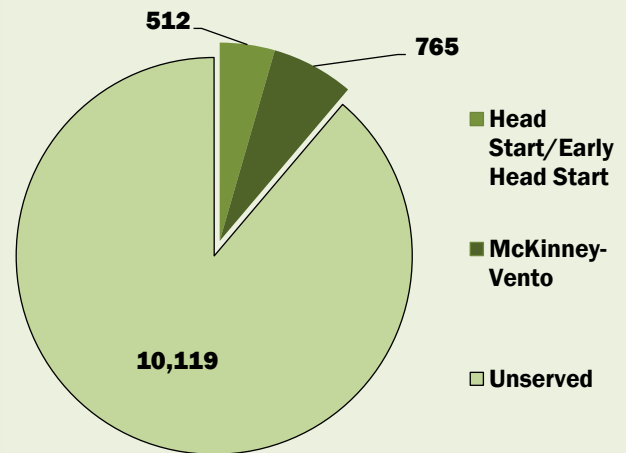


Early Childhood Education for Children Experiencing Homelessness

Children under age 6 experiencing homelessness

11% served by Head Start/Early Head Start or McKinney-Vento funded ECE programs in 2017⁵

South Carolina



Related Factors

Families experiencing homelessness, whether chronic or episodic, often face other barriers to affordable housing. By understanding these related challenges, states can create sustainable and proactive policy solutions that better address homelessness in their communities.



28% of families with children under 18 have a high housing cost burden⁴



30% of children under age six in low-income working families⁴

For detailed information on indicator definitions, data sources, and methodology, please see Appendix III.

Notes:

1. McCoy-Roth, M., Mackintosh, B.B., & Murphey, D. (2013). When the bough breaks: The effects of homelessness on young children. *Early Childhood Highlights*, 3.
2. U.S. Census Bureau, Population Division. (June 2017). SC-EST2017-AGESEX-CIV: Annual Estimates of the Civilian Population by Single Year of Age and Sex for the United States and States: April 1, 2010 to July 1, 2017.
3. Calculations by authors using methodology established by Bassuk, et al. (2014) and 2017 data from U.S. Department of Education and U.S. Department of Housing and Urban Development.
4. Data from the Annie E. Casey Foundation KIDS COUNT data center.
5. Data from U.S. Department of Education. (2017). *Consolidated State Performance Reports, Part I* and U.S. Department of Health and Human Services, Administration for Children and Families. Retrieved April 6, 2018. (2017). *The 2017 Head Start Program Information Report*. Data on children under age 6 experiencing homelessness served through federally funded child care & home visiting programs will be collected for the first time in 2017.



Early childhood experiences with homelessness have long lasting impacts on a child's well-being. Access to educational services can help mitigate some of these negative effects.¹

Early Childhood Homelessness

Children under age 6

Total population²

73,933

Estimated number experiencing homelessness³

1,954

or

1 in **38** children

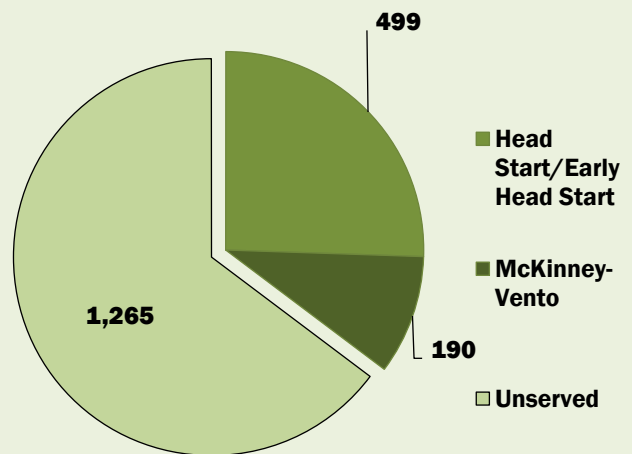


Early Childhood Education for Children Experiencing Homelessness

Children under age 6 experiencing homelessness

35% served by Head Start/Early Head Start or McKinney-Vento funded ECE programs in 2017⁵

South Dakota



Related Factors

Families experiencing homelessness, whether chronic or episodic, often face other barriers to affordable housing. By understanding these related challenges, states can create sustainable and proactive policy solutions that better address homelessness in their communities.



20% of families with children under 18 have a high housing cost burden⁴



25% of children under age six in low-income working families⁴

For detailed information on indicator definitions, data sources, and methodology, please see Appendix III.

Notes:

1. McCoy-Roth, M., Mackintosh, B.B., & Murphey, D. (2013). When the bough breaks: The effects of homelessness on young children. *Early Childhood Highlights*, 3.
2. U.S. Census Bureau, Population Division. (June 2017). SC-EST2017-AGESEX-CIV: Annual Estimates of the Civilian Population by Single Year of Age and Sex for the United States and States: April 1, 2010 to July 1, 2017.
3. Calculations by authors using methodology established by Bassuk, et al. (2014) and 2017 data from U.S. Department of Education and U.S. Department of Housing and Urban Development.
4. Data from the Annie E. Casey Foundation KIDS COUNT data center.
5. Data from U.S. Department of Education. (2017). *Consolidated State Performance Reports, Part I* and U.S. Department of Health and Human Services, Administration for Children and Families. Retrieved April 6, 2018. (2017). *The 2017 Head Start Program Information Report*. Data on children under age 6 experiencing homelessness served through federally funded child care & home visiting programs will be collected for the first time in 2017.



Early childhood experiences with homelessness have long lasting impacts on a child’s well-being. Access to educational services can help mitigate some of these negative effects.¹

Early Childhood Homelessness

Children under age 6

Total population²

490,641

Estimated number experiencing homelessness³

16,320

or

1 in 30 children

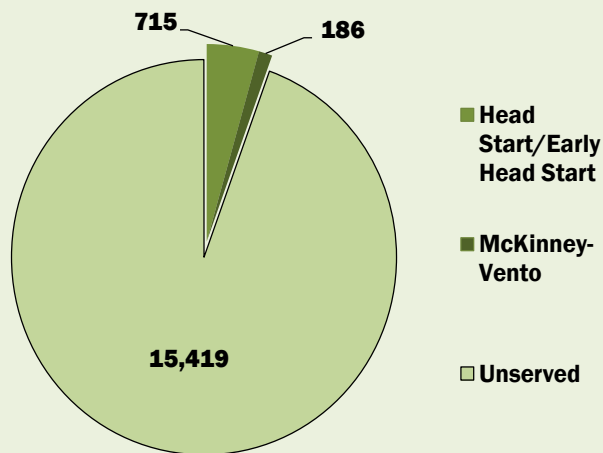


Early Childhood Education for Children Experiencing Homelessness

Children under age 6 experiencing homelessness

6% served by Head Start/Early Head Start or McKinney-Vento funded ECE programs in 2017⁵

Tennessee



Related Factors

Families experiencing homelessness, whether chronic or episodic, often face other barriers to affordable housing. By understanding these related challenges, states can create sustainable and proactive policy solutions that better address homelessness in their communities.



28% of families with children under 18 have a high housing cost burden⁴



30% of children under age six in low-income working families⁴

For detailed information on indicator definitions, data sources, and methodology, please see Appendix III.

Notes:

1. McCoy-Roth, M., Mackintosh, B.B., & Murphey, D. (2013). When the bough breaks: The effects of homelessness on young children. *Early Childhood Highlights*, 3.
2. U.S. Census Bureau, Population Division. (June 2017). SC-EST2017-AGESEX-CIV: Annual Estimates of the Civilian Population by Single Year of Age and Sex for the United States and States: April 1, 2010 to July 1, 2017.
3. Calculations by authors using methodology established by Bassuk, et al. (2014) and 2017 data from U.S. Department of Education and U.S. Department of Housing and Urban Development.
4. Data from the Annie E. Casey Foundation KIDS COUNT data center.
5. Data from U.S. Department of Education. (2017). *Consolidated State Performance Reports, Part I* and U.S. Department of Health and Human Services, Administration for Children and Families. Retrieved April 6, 2018. (2017). *The 2017 Head Start Program Information Report*. Data on children under age 6 experiencing homelessness served through federally funded child care & home visiting programs will be collected for the first time in 2017.

Early childhood experiences with homelessness have long lasting impacts on a child’s well-being. Access to educational services can help mitigate some of these negative effects.¹

Early Childhood Homelessness

Children under age 6

Total population²

2,431,321

Estimated number experiencing homelessness³

107,675

or

1 in 23 children

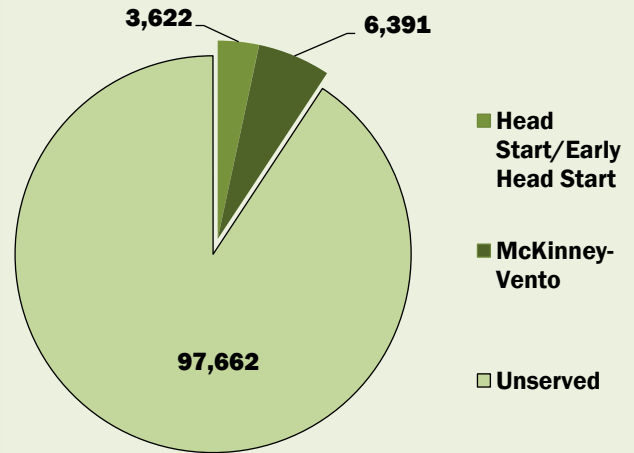


Early Childhood Education for Children Experiencing Homelessness

Children under age 6 experiencing homelessness

9% served by Head Start/Early Head Start or McKinney-Vento funded ECE programs in 2017⁵

Texas



Related Factors

Families experiencing homelessness, whether chronic or episodic, often face other barriers to affordable housing. By understanding these related challenges, states can create sustainable and proactive policy solutions that better address homelessness in their communities.



31% of families with children under 18 have a high housing cost burden⁴



31% of children under age six in low-income working families⁴

For detailed information on indicator definitions, data sources, and methodology, please see Appendix III.

Notes:

1. McCoy-Roth, M., Mackintosh, B.B., & Murphey, D. (2013). When the bough breaks: The effects of homelessness on young children. *Early Childhood Highlights*, 3.
2. U.S. Census Bureau, Population Division. (June 2017). SC-EST2017-AGESEX-CIV: Annual Estimates of the Civilian Population by Single Year of Age and Sex for the United States and States: April 1, 2010 to July 1, 2017.
3. Calculations by authors using methodology established by Bassuk, et al. (2014) and 2017 data from U.S. Department of Education and U.S. Department of Housing and Urban Development.
4. Data from the Annie E. Casey Foundation KIDS COUNT data center.
5. Data from U.S. Department of Education. (2017). *Consolidated State Performance Reports, Part I* and U.S. Department of Health and Human Services, Administration for Children and Families. Retrieved April 6, 2018. (2017). *The 2017 Head Start Program Information Report*. Data on children under age 6 experiencing homelessness served through federally funded child care & home visiting programs will be collected for the first time in 2017.



Early childhood experiences with homelessness have long lasting impacts on a child’s well-being. Access to educational services can help mitigate some of these negative effects.¹

Early Childhood Homelessness

Children under age 6

Total population²

305,069

Estimated number experiencing homelessness³

14,952

or

1 in 20 children

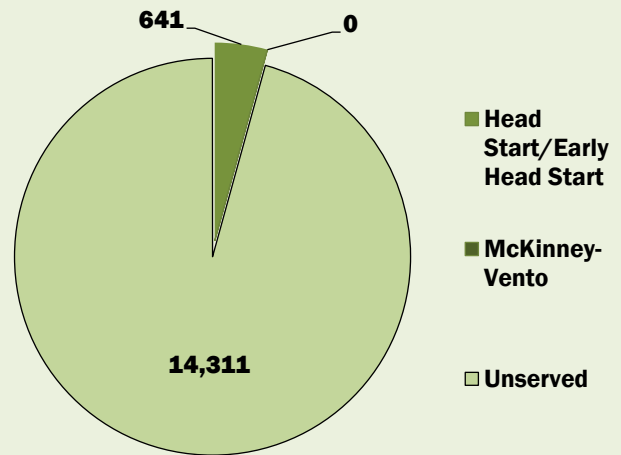


Early Childhood Education for Children Experiencing Homelessness

Children under age 6
experiencing homelessness

4% served by Head Start/Early Head Start or McKinney-Vento funded ECE programs in 2017⁵

Utah



Related Factors

Families experiencing homelessness, whether chronic or episodic, often face other barriers to affordable housing. By understanding these related challenges, states can create sustainable and proactive policy solutions that better address homelessness in their communities.



24% of families with children under 18 have a high housing cost burden⁴



27% of children under age six in low-income working families⁴

For detailed information on indicator definitions, data sources, and methodology, please see Appendix III.

Notes:

1. McCoy-Roth, M., Mackintosh, B.B., & Murphey, D. (2013). When the bough breaks: The effects of homelessness on young children. *Early Childhood Highlights*, 3.
2. U.S. Census Bureau, Population Division. (June 2017). SC-EST2017-AGESEX-CIV: Annual Estimates of the Civilian Population by Single Year of Age and Sex for the United States and States: April 1, 2010 to July 1, 2017.
3. Calculations by authors using methodology established by Bassuk, et al. (2014) and 2017 data from U.S. Department of Education and U.S. Department of Housing and Urban Development.
4. Data from the Annie E. Casey Foundation KIDS COUNT data center.
5. Data from U.S. Department of Education. (2017). *Consolidated State Performance Reports, Part I* and U.S. Department of Health and Human Services, Administration for Children and Families. Retrieved April 6, 2018. (2017). *The 2017 Head Start Program Information Report*. Data on children under age 6 experiencing homelessness served through federally funded child care & home visiting programs will be collected for the first time in 2017.

Early childhood experiences with homelessness have long lasting impacts on a child’s well-being. Access to educational services can help mitigate some of these negative effects.¹

Early Childhood Homelessness

Children under age 6

Total population²

36,187

Estimated number experiencing homelessness³

1,062

or

1 in 34 children

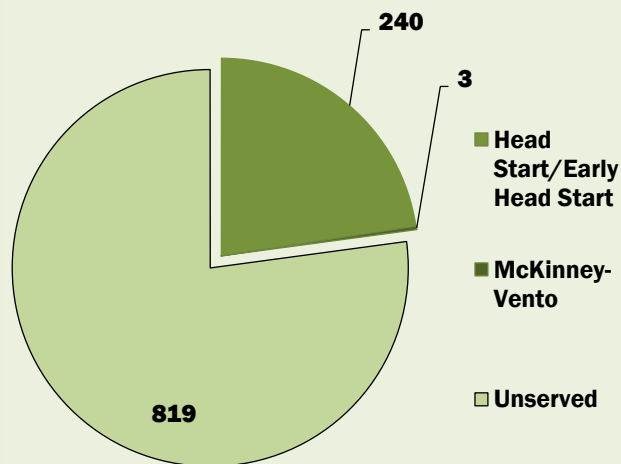


Early Childhood Education for Children Experiencing Homelessness

Children under age 6 experiencing homelessness

23% served by Head Start/Early Head Start or McKinney-Vento funded ECE programs in 2017⁵

Vermont



Related Factors

Families experiencing homelessness, whether chronic or episodic, often face other barriers to affordable housing. By understanding these related challenges, states can create sustainable and proactive policy solutions that better address homelessness in their communities.



30% of families with children under 18 have a high housing cost burden⁴



21% of children under age six in low-income working families⁴

For detailed information on indicator definitions, data sources, and methodology, please see Appendix III.

Notes:

1. McCoy-Roth, M., Mackintosh, B.B., & Murphey, D. (2013). When the bough breaks: The effects of homelessness on young children. *Early Childhood Highlights*, 3.
2. U.S. Census Bureau, Population Division. (June 2017). SC-EST2017-AGESEX-CIV: Annual Estimates of the Civilian Population by Single Year of Age and Sex for the United States and States: April 1, 2010 to July 1, 2017.
3. Calculations by authors using methodology established by Bassuk, et al. (2014) and 2017 data from U.S. Department of Education and U.S. Department of Housing and Urban Development.
4. Data from the Annie E. Casey Foundation KIDS COUNT data center.
5. Data from U.S. Department of Education. (2017). *Consolidated State Performance Reports, Part I* and U.S. Department of Health and Human Services, Administration for Children and Families. Retrieved April 6, 2018. (2017). *The 2017 Head Start Program Information Report*. Data on children under age 6 experiencing homelessness served through federally funded child care & home visiting programs will be collected for the first time in 2017.



Early childhood experiences with homelessness have long lasting impacts on a child’s well-being. Access to educational services can help mitigate some of these negative effects.¹

Early Childhood Homelessness

Children under age 6

Total population²

614,124

Estimated number experiencing homelessness³

19,944

or

1 in 31 children

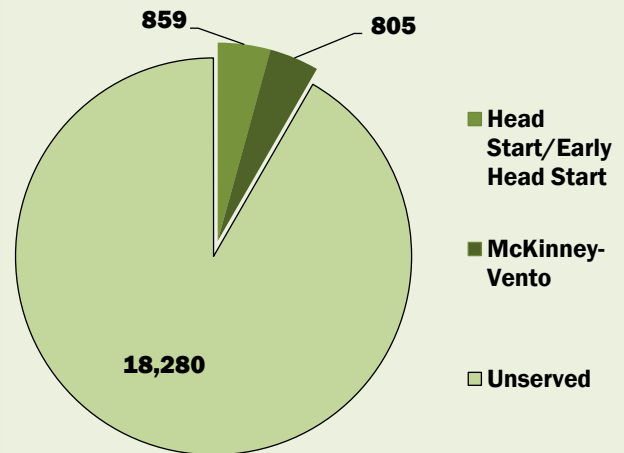


Early Childhood Education for Children Experiencing Homelessness

Children under age 6 experiencing homelessness

8% served by Head Start/Early Head Start or McKinney-Vento funded ECE programs in 2017⁵

Virginia



Related Factors

Families experiencing homelessness, whether chronic or episodic, often face other barriers to affordable housing. By understanding these related challenges, states can create sustainable and proactive policy solutions that better address homelessness in their communities.



30% of families with children under 18 have a high housing cost burden⁴



18% of children under age six in low-income working families⁴

For detailed information on indicator definitions, data sources, and methodology, please see Appendix III.

Notes:

1. McCoy-Roth, M., Mackintosh, B.B., & Murphey, D. (2013). When the bough breaks: The effects of homelessness on young children. *Early Childhood Highlights*, 3.
2. U.S. Census Bureau, Population Division. (June 2017). SC-EST2017-AGESEX-CIV: Annual Estimates of the Civilian Population by Single Year of Age and Sex for the United States and States: April 1, 2010 to July 1, 2017.
3. Calculations by authors using methodology established by Bassuk, et al. (2014) and 2017 data from U.S. Department of Education and U.S. Department of Housing and Urban Development.
4. Data from the Annie E. Casey Foundation KIDS COUNT data center.
5. Data from U.S. Department of Education. (2017). *Consolidated State Performance Reports, Part I* and U.S. Department of Health and Human Services, Administration for Children and Families. Retrieved April 6, 2018. (2017). *The 2017 Head Start Program Information Report*. Data on children under age 6 experiencing homelessness served through federally funded child care & home visiting programs will be collected for the first time in 2017.

Early childhood experiences with homelessness have long lasting impacts on a child's well-being. Access to educational services can help mitigate some of these negative effects.¹

Early Childhood Homelessness

Children under age 6

Total population²

549,650

Estimated number experiencing homelessness³

39,641

or

1 in 14 children

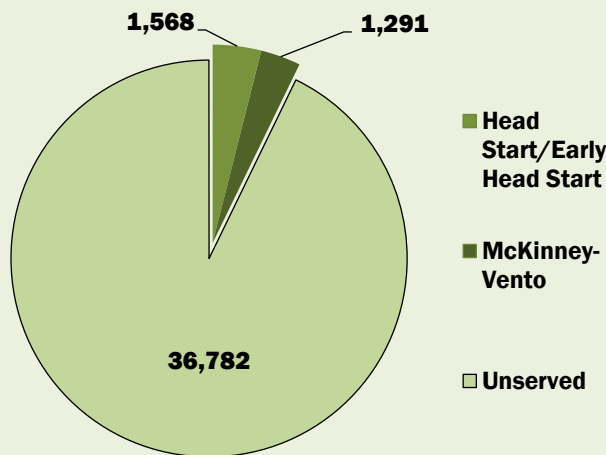


Early Childhood Education for Children Experiencing Homelessness

Children under age 6 experiencing homelessness

7% served by Head Start/Early Head Start or McKinney-Vento funded ECE programs in 2017⁵

Washington



Related Factors

Families experiencing homelessness, whether chronic or episodic, often face other barriers to affordable housing. By understanding these related challenges, states can create sustainable and proactive policy solutions that better address homelessness in their communities.



31% of families with children under 18 have a high housing cost burden⁴



23% of children under age six in low-income working families⁴

For detailed information on indicator definitions, data sources, and methodology, please see Appendix III.

Notes:

1. McCoy-Roth, M., Mackintosh, B.B., & Murphey, D. (2013). When the bough breaks: The effects of homelessness on young children. *Early Childhood Highlights*, 3.
2. U.S. Census Bureau, Population Division. (June 2017). SC-EST2017-AGESEX-CIV: Annual Estimates of the Civilian Population by Single Year of Age and Sex for the United States and States: April 1, 2010 to July 1, 2017.
3. Calculations by authors using methodology established by Bassuk, et al. (2014) and 2017 data from U.S. Department of Education and U.S. Department of Housing and Urban Development.
4. Data from the Annie E. Casey Foundation KIDS COUNT data center.
5. Data from U.S. Department of Education. (2017). *Consolidated State Performance Reports, Part I* and U.S. Department of Health and Human Services, Administration for Children and Families. Retrieved April 6, 2018. (2017). *The 2017 Head Start Program Information Report*. Data on children under age 6 experiencing homelessness served through federally funded child care & home visiting programs will be collected for the first time in 2017.



Early childhood experiences with homelessness have long lasting impacts on a child’s well-being. Access to educational services can help mitigate some of these negative effects.¹

Early Childhood Homelessness

Children under age 6

Total population²

118,831

Estimated number experiencing homelessness³

8,740

or

1 in 14 children

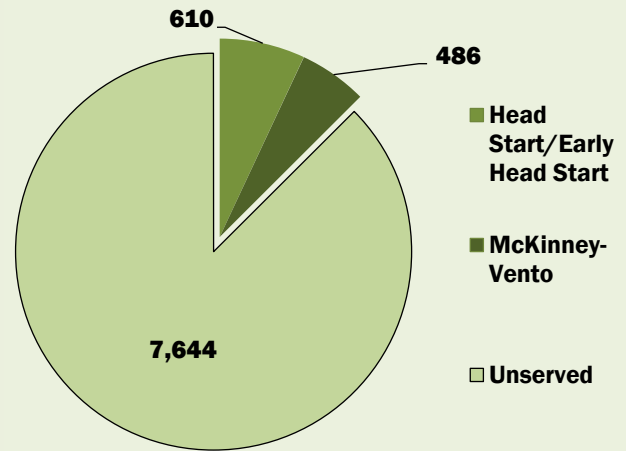


Early Childhood Education for Children Experiencing Homelessness

Children under age 6 experiencing homelessness

13% served by Head Start/Early Head Start or McKinney-Vento funded ECE programs in 2017⁵

West Virginia



Related Factors

Families experiencing homelessness, whether chronic or episodic, often face other barriers to affordable housing. By understanding these related challenges, states can create sustainable and proactive policy solutions that better address homelessness in their communities.



23% of families with children under 18 have a high housing cost burden⁴



27% of children under age six in low-income working families⁴

For detailed information on indicator definitions, data sources, and methodology, please see Appendix III.

Notes:

1. McCoy-Roth, M., Mackintosh, B.B., & Murphey, D. (2013). When the bough breaks: The effects of homelessness on young children. *Early Childhood Highlights*, 3.
2. U.S. Census Bureau, Population Division. (June 2017). SC-EST2017-AGESEX-CIV: Annual Estimates of the Civilian Population by Single Year of Age and Sex for the United States and States: April 1, 2010 to July 1, 2017.
3. Calculations by authors using methodology established by Bassuk, et al. (2014) and 2017 data from U.S. Department of Education and U.S. Department of Housing and Urban Development.
4. Data from the Annie E. Casey Foundation KIDS COUNT data center.
5. Data from U.S. Department of Education. (2017). *Consolidated State Performance Reports, Part I* and U.S. Department of Health and Human Services, Administration for Children and Families. Retrieved April 6, 2018. (2017). *The 2017 Head Start Program Information Report*. Data on children under age 6 experiencing homelessness served through federally funded child care & home visiting programs will be collected for the first time in 2017.



Early childhood experiences with homelessness have long lasting impacts on a child’s well-being. Access to educational services can help mitigate some of these negative effects.¹

Early Childhood Homelessness

Children under age 6

Total population²

404,665

Estimated number experiencing homelessness³

18,657

or

1 in 22 children

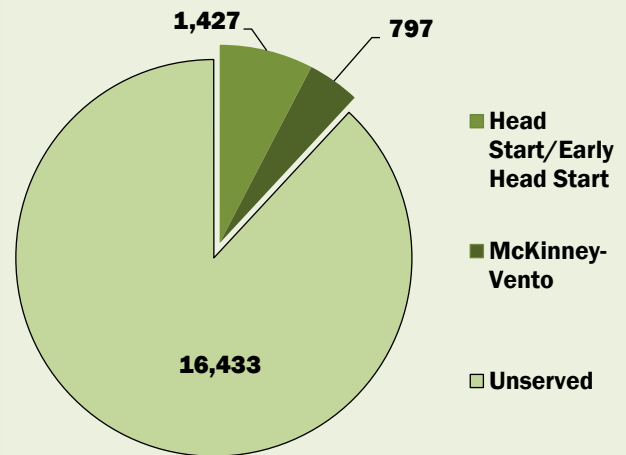


Early Childhood Education for Children Experiencing Homelessness

Children under age 6 experiencing homelessness

12% served by Head Start/Early Head Start or McKinney-Vento funded ECE programs in 2017⁵

Wisconsin



Related Factors

Families experiencing homelessness, whether chronic or episodic, often face other barriers to affordable housing. By understanding these related challenges, states can create sustainable and proactive policy solutions that better address homelessness in their communities.



25% of families with children under 18 have a high housing cost burden⁴



24% of children under age six in low-income working families⁴

For detailed information on indicator definitions, data sources, and methodology, please see Appendix III.

Notes:

1. McCoy-Roth, M., Mackintosh, B.B., & Murphey, D. (2013). When the bough breaks: The effects of homelessness on young children. *Early Childhood Highlights*, 3.
2. U.S. Census Bureau, Population Division. (June 2017). SC-EST2017-AGESEX-CIV: Annual Estimates of the Civilian Population by Single Year of Age and Sex for the United States and States: April 1, 2010 to July 1, 2017.
3. Calculations by authors using methodology established by Bassuk, et al. (2014) and 2017 data from U.S. Department of Education and U.S. Department of Housing and Urban Development.
4. Data from the Annie E. Casey Foundation KIDS COUNT data center.
5. Data from U.S. Department of Education. (2017). *Consolidated State Performance Reports, Part I* and U.S. Department of Health and Human Services, Administration for Children and Families. Retrieved April 6, 2018. (2017). *The 2017 Head Start Program Information Report*. Data on children under age 6 experiencing homelessness served through federally funded child care & home visiting programs will be collected for the first time in 2017.



Early childhood experiences with homelessness have long lasting impacts on a child’s well-being. Access to educational services can help mitigate some of these negative effects.¹

Early Childhood Homelessness

Children under age 6

Total population²

44,447

Estimated number experiencing homelessness³

1,848

or

1 in 24 children

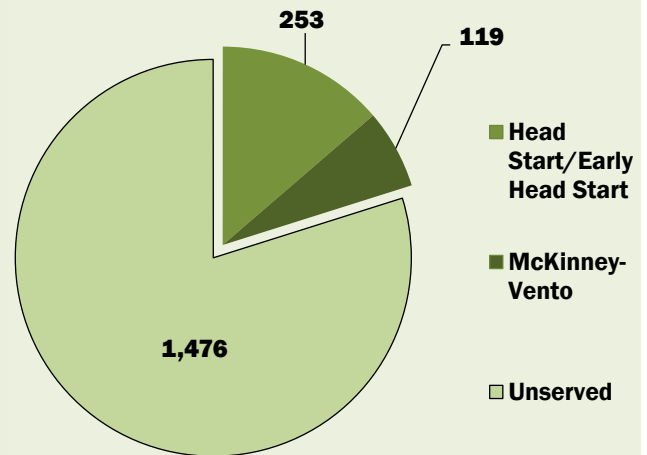


Early Childhood Education for Children Experiencing Homelessness

Children under age 6
experiencing homelessness

20% served by Head Start/Early Head Start or McKinney-Vento funded ECE programs in 2017⁵

Wyoming



Related Factors

Families experiencing homelessness, whether chronic or episodic, often face other barriers to affordable housing. By understanding these related challenges, states can create sustainable and proactive policy solutions that better address homelessness in their communities.



20% of families with children under 18 have a high housing cost burden⁴



23% of children under age six in low-income working families⁴

For detailed information on indicator definitions, data sources, and methodology, please see Appendix III.

Notes:

1. McCoy-Roth, M., Mackintosh, B.B., & Murphey, D. (2013). When the bough breaks: The effects of homelessness on young children. *Early Childhood Highlights*, 3.
2. U.S. Census Bureau, Population Division. (June 2017). SC-EST2017-AGESEX-CIV: Annual Estimates of the Civilian Population by Single Year of Age and Sex for the United States and States: April 1, 2010 to July 1, 2017.
3. Calculations by authors using methodology established by Bassuk, et al. (2014) and 2017 data from U.S. Department of Education and U.S. Department of Housing and Urban Development.
4. Data from the Annie E. Casey Foundation KIDS COUNT data center.
5. Data from U.S. Department of Education. (2017). *Consolidated State Performance Reports, Part I* and U.S. Department of Health and Human Services, Administration for Children and Families. Retrieved April 6, 2018. (2017). *The 2017 Head Start Program Information Report*. Data on children under age 6 experiencing homelessness served through federally funded child care & home visiting programs will be collected for the first time in 2017.



Appendix I: Data Sources and Methodology

Early Childhood Homelessness State Profiles 2019 compiles data from multiple sources to provide policymakers and practitioners with information on the extent of early childhood homelessness and the availability of federally funded early childhood education for young children experiencing homelessness across the United States. It also includes information about related economic factors that create barriers to stable, affordable housing for families.

Data Sources

All data contained in this report are publicly available. Unless otherwise noted in the *Methodology* section below, data are from 2016–2017⁷ and refer specifically to children under the age of six. Data for the profiles were drawn from the following sources:

The Annie E. Casey Foundation, KIDS COUNT data center. (2018). *Children living in households with a high housing cost burden* [Data set]. Retrieved from <http://datacenter.kidscount.org/>.

The Annie E. Casey Foundation, KIDS COUNT data center. (2018). *Children in low-income working families by age group*. [Data set]. Retrieved from <http://datacenter.kidscount.org/>.

U.S. Census Bureau, Population Division. (June 2018). SC-EST2017-AGESEX-CIV: Annual Estimates of the Civilian Population by Single Year of Age and Sex for the United States and States: April 1, 2010 to July 1, 2017. <https://www2.census.gov/programs-surveys/popest/technical-documentation/file-layouts/2010-2017/sc-est2017-agesex-civ.pdf>

U.S. Department of Education. *Homeless children and youth served by McKinney-Vento subgrants—Ages birth through 2: 2016–2017*. [Data set]. Retrieved April 6, 2018 from <https://eddataexpress.ed.gov/>.

U.S. Department of Education. *Total number of homeless students enrolled in LEAs with or without McKinney-Vento subgrants – Total: 2016–2017*. [Data set]. Retrieved April 6, 2018 from <https://eddataexpress.ed.gov/>.

U.S. Department of Education. *Total number of homeless students enrolled in LEAs with or without McKinney-Vento subgrants – Ages 3 to 5: 2016–2017*. [Data set]. Retrieved April 6, 2018 from <https://eddataexpress.ed.gov/>.

⁷ Data from the KIDS COUNT Data Center and the U.S. Census Bureau are reported for the calendar, rather than school, year.

U.S. Department of Education. *Total number of homeless students served by McKinney-Vento subgrants - Ages 3 to 5: 2016-2017* [Data set]. Retrieved April 6, 2018 from <https://eddataexpress.ed.gov/>.

U.S. Department of Health and Human Services, Association for Children and Families, Office of Head Start. (2017). *Program information report: Total number of children experiencing homelessness that were served during the enrollment year*. [Data set]. Retrieved from <https://hses.ohs.acf.hhs.gov/pir/>.

Methodology

This report is an update of *Early Childhood Homelessness in the United States: 50-State Profile* (January 2016, June 2017, December 2018) and follows a similar methodology. In each state profile, reported data on early childhood homelessness was either directly gathered from the data sources outlined above, or calculated using previously-established strategies. The following sections provide additional detail about the methodology for each variable reported in the profiles.

Early Childhood Homelessness

The number of children under age six in each state was calculated using single year of age population estimates from the U.S. Census Bureau, Population Estimate Program. There are few existing estimates of the number of children under age six experiencing homelessness in the United States and existing estimates may significantly underestimate this population. Data from ED's Education for Homeless Children and Youth Program are among the most comprehensive sources of data on children under 18 experiencing homelessness in the United States because state and local educational agencies (LEAs) are required to assess the number of children who are experiencing homelessness in their service areas.

However, these data may not include all children experiencing homelessness under age three, and most commonly refer to children in the LEA-administered early childhood programs. Thus, these numbers could underestimate at a statistically significant level the prevalence of homelessness in the early childhood period.

To better estimate the total population of children under age six who experience homelessness, the state profile adopts the methodology used by the National Center for Family Homelessness in *America's Youngest Outcasts: A Report Card on Child Homelessness* (Bassuk, DeCandia, Beach, & Berman, 2014). Broadly speaking, this methodology leverages ED's comprehensive data on the number of children in grades K-12 experiencing homelessness to estimate early childhood homelessness.

Recent research has indicated that about half (49.2 percent) of all children experiencing sheltered homelessness in 2015 were under age six (HUD, 2016).⁸ This methodology assumes that ED's count of children in grades K-12 experiencing homelessness represents 50.8 percent of the overall population of children experiencing homelessness. The calculation uses this proportion to estimate the number of children under age six experiencing homelessness nationally and in each state.

For example, ED's data indicate that **1,355,856** children in grades K-12 experienced homelessness nationwide in 2016–2017. This figure does not include children ages three to five who are enrolled in public preschool, but are not yet in kindergarten.

The number of children in grades K-12 experiencing homelessness is divided by **.508** to estimate the total number of children under age 18 experiencing homelessness nationwide:

$$1,355,856 / .508 = 2,669,008$$

We then multiply this estimate of the total number of children experiencing homelessness by **.492** to approximate the number of children under age six experiencing homelessness nationwide in 2016–2017:

$$2,669,008 \times .492 = 1,313,152$$

While data calculated in this fashion come closer to conveying the extent of early childhood homelessness than some other estimates, they should be viewed as conservative. Bassuk and colleagues (2014) outline several limitations that suggest the estimates remain an undercount. While all school districts are required to report data on the enrollment of children experiencing homelessness to the federal government, not all school districts are able to provide them. Where data are available, stigma or embarrassment surrounding homelessness may discourage some children and families from sharing their housing status with their local school. Further, the ED data only represent children who are enrolled in public schools.

To calculate the portion of children under age six experiencing homelessness in each state, the estimated number of children under age six experiencing homelessness is divided by the total population of children under age six in each state.

⁸ The January 2016 edition of the state profiles estimated that 51 percent of all children experiencing homelessness are under age 6 based on data using different research. Thus, the data presented in the 2017, 2018, and 2019 editions of the state profiles should not be directly compared with data in the January 2016 report.

Early Childhood Education for Children Experiencing Homelessness

The number of young children and families experiencing homelessness enrolled in Head Start/Early Head Start, including the Migrant, and American Indian and Alaska Native programs, is reported each year to the Office of Head Start directly by Head Start grantees. These figures are available online through the *Head Start Program Information Report* database and represent a full program year. The national estimate of children experiencing homelessness served by Head Start/Early Head Start includes programs in U.S. territories.

The number of young children served by McKinney-Vento subgrants to school districts is collected through the *Consolidated State Performance Report, Part I*. Data on the number of children served by a McKinney-Vento subgrant are submitted by school districts and include children under age six (not enrolled in kindergarten). Estimates of the number of children served are likely conservative because some states do not require school districts to report data on the number of children under age three who are served by McKinney-Vento subgrants.

To calculate the portion of children under age six experiencing homelessness that are served by federally funded early childhood education (ECE) programs, we added the number served by Head Start programs and McKinney-Vento subgrants and divided by the estimated number of children under age six experiencing homelessness, rounding to the nearest percentage point. We then used the proportion of children served to estimate the proportion of children **not** served by either of the programs. It is possible that this total includes some duplicates (children served by both programs), though we would expect duplicates to be relatively few because LEAs comprise a minority of Head Start grantees nationwide.

These estimates do not account for young children experiencing homelessness that are served through Child Care and Development Fund (CCDF) (subsidized child care) and the Individuals with Disabilities Education Act Part C and Part B, section 619 programs (early intervention, special education, and related services for infants, toddlers, and preschool children with disabilities) because these data are not currently available, but will be collected in future years. We expect that CCDF program will begin reporting data on the number of young children experiencing homelessness served in future years; integrating these data into future reports will further refine estimates of the proportion of children served and not served by federally funded early care and education programs.

Related Factors

Data for the *Related Factors* section were drawn directly from the Annie E. Casey Foundation's KIDS COUNT Data Center.

The percentage of families experiencing a high housing cost burden includes all families with a child under age 18. A high housing cost burden is defined as a family that spends 30 percent or more of monthly income on housing costs.

The percentage of low-income working families with young children is specific to families with a child under age six. A low-income working family is defined as a family that earns less than 200 percent of the federal poverty level and has at least one adult who worked 50 or more weeks the previous year.

References

Bassuk, E.L., DeCandia, C.J., Beach, C.A., & Berman, F. (2014). *America's youngest outcasts: A report card on child homelessness*. Newton Centre, MA: American Institutes for Research.

Department of Housing and Urban Development (2018). *2017 annual homeless assessment report, part II: Estimates of homelessness in the U.S.* Washington, DC: U.S. Department of Housing and Urban Development.

Appendix II: Federal Definitions of Homelessness

Homelessness is defined in a number of different ways at the federal level. Below are federal definitions and key terms that are used when talking about homeless children and youths.

McKinney-Vento Homeless Assistance Act⁹ Definition

Several major federal statutes use the *McKinney-Vento Homeless Assistance Act* definition of homelessness to determine services for children, including:

- the *Elementary and Secondary Education Act of 1965*,
- the *Individuals with Disabilities Education Act (IDEA)*,¹⁰ and
- the *Improving Head Start for School Readiness Act*.

Programs authorized by these statutes are in turn implemented by the U.S. Department of Education and the U.S. Department of Health and Human Services, which rely on the McKinney-Vento definition of homelessness. Child Care and Development Fund (CCDF) regulations also require its Lead Agencies to use this definition of homelessness.

Subtitle VII-B of the *McKinney-Vento Homeless Assistance Act* includes the following definition: The term "homeless children and youths"—

- A. means individuals who lack a fixed, regular, and adequate nighttime residence (within the meaning of section 103(a)(1) of this title); and
- B. includes—

⁹ It is important to note that while Congress amended the McKinney-Vento Act with the Every Student Succeeds Act (ESSA) in December 2015, the changes included in those amendments did not take effect until at least October 1, 2016. As a result, the information for the 2016–2017 data included in this report reflects program and legal requirements based on the 2002 reauthorization of the McKinney-Vento Act through the No Child Left Behind Act of 2001 (NCLB), Pub. L. No. 107-110 (2002).

¹⁰ The IDEA is the federal law that assists states in meeting the early intervention needs of infants and toddlers with disabilities and their families and the special education and related services needs of children with disabilities. The IDEA rights and protections applicable to children with disabilities and their parents under Part B of IDEA (Preschool Grants and Grants to States programs) and the IDEA rights and protections applicable to infants and toddlers with disabilities and their families under Part C of IDEA (Infants and Toddlers With Disabilities program) apply to homeless children with disabilities. Part B assists states, and through them local educational agencies, in meeting the special education and related services needs of children with disabilities, including children aged three through five. Part C authorizes assistance to states in developing and implementing a coordinated, statewide early intervention system to meet the early intervention needs of infants and toddlers with disabilities from birth through age two and their families. More information about IDEA, including how it assists states in meeting the early intervention and special education and related services needs of infants and toddlers and children with disabilities, is available at: <https://sites.ed.gov/idea/>

- i. children and youths who are sharing the housing of other persons due to loss of housing, economic hardship, or a similar reason; are living in motels, hotels, trailer parks, or camping grounds due to the lack of alternative adequate accommodations; are living in emergency or transitional shelters; are abandoned in hospitals; or are awaiting foster care placement;¹¹
- ii. children and youths who have a primary nighttime residence that is a public or private place not designed for or ordinarily used as a regular sleeping accommodation for human beings (within the meaning of section 103(a)(2)(C) of this title);
- iii. children and youths who are living in cars, parks, public spaces, abandoned buildings, substandard housing, bus or train stations, or similar settings; and
- iv. migratory children (as such term is defined in section 1309 of the Elementary and Secondary Education Act of 1965) who qualify as homeless for the purposes of this subtitle because the children are living in circumstances described in clauses (i) through (iii).

42 U.S.C. § 11434a(2) (2002)

¹¹ ***Awaiting foster care placement*** was removed from the definition of ***homeless children and youths*** when the *McKinney-Vento Homeless Assistance Act* was reauthorized in 2015, but the change did not take effect until after the 2016–2017 school year. For “covered” states (i.e., those that have a statutory law that defines or describes the phrase “awaiting foster care placement” for purposes of a program under subtitle B of title VII of the McKinney-Vento Homeless Assistance Act), the effective date for this change was December 10, 2017. For non-covered states, the effective date for this change was December 10, 2016.

HEARTH Act Definition

The 2009 *HEARTH (Homeless Emergency Assistance and Rapid Transition to Housing) Act* modified the definition of homelessness used by the U.S. Department of Housing and Urban Development (HUD). The current definition of homelessness used by HUD, as outlined in federal regulations, is:

- 1) An individual or family who lacks a fixed, regular, and adequate nighttime residence, meaning:
 - i) An individual or family with a primary nighttime residence that is a public or private place not designed for or ordinarily used as a regular sleeping accommodation for human beings, including a car, park, abandoned building, bus or train station, airport, or camping ground;
 - ii) An individual or family living in a supervised publicly or privately operated shelter designated to provide temporary living arrangements (including congregate shelters, transitional, and hotels and motels paid for by charitable organizations or by federal, state, or local government programs for low-income individuals); or
 - iii) An individual who is exiting an institution where he or she resided for 90 days or less and who resided in an emergency shelter or place not meant for human habitation immediately before entering that institution;
- 2) An individual or family who will imminently lose their primary nighttime residence, provided that:
 - i) The primary nighttime residence will be lost within 14 days of the date of application for homeless assistance;
 - ii) No subsequent residence has been identified; and
 - iii) The individual or family lacks the resources or support networks, e.g., family, friends, faith-based or other social networks, needed to obtain other permanent housing;
- 3) Unaccompanied youth under 25 years of age, or families with children and youth, who do not otherwise qualify as homeless under this definition, but who:
 - i) Are defined as homeless under section 387 of the *Runaway and Homeless Youth Act* (42 U.S.C. 5732a), section 637 of the *Head Start Act* (42 U.S.C. 9832), section 41403 of the *Violence Against Women Act of 1994* (42 U.S.C. 14043e-2), section 330(h) of the *Public Health Service Act* (42 U.S.C. 254b(h)), section 3 of the *Food and Nutrition Act of 2008* (7 U.S.C. 2012), section 17(b) of the *Child Nutrition Act of 1966* (42 U.S.C. 1786(b)), or section 725 of the *McKinney-Vento Homeless Assistance Act* (42 U.S.C. 11434a);
 - ii) Have not had a lease, ownership interest, or occupancy agreement in permanent housing at any time during the 60 days immediately preceding the date of application for homeless assistance;

- iii) Have experienced persistent instability as measured by two moves or more during the 60-day period immediately preceding the date of applying for homeless assistance; and
 - iv) Can be expected to continue in such status for an extended period of time because of chronic disabilities, chronic physical health or mental health conditions, substance addiction, histories of domestic violence or childhood abuse (including neglect), the presence of a child or youth with a disability, or two or more barriers to employment, which include the lack of a high school degree or General Education Development (GED), illiteracy, low English proficiency, a history of incarceration or detention for criminal activity, and a history of unstable employment; or
- 4) Any individual or family who:
- i) Is fleeing, or is attempting to flee, domestic violence, dating violence, sexual assault, stalking, or other dangerous or life-threatening conditions that relate to violence against the individual or a family member, including a child, that has either taken place within the individual's or family's primary nighttime residence or has made the individual or family afraid to return to their primary nighttime residence;
 - ii) Has no other residence; and
 - iii) Lacks the resources or support networks, e.g., family, friends, and faith-based or other social networks, to obtain other permanent housing.

24 CFR § 583.5

Appendix III: Federally Funded Early Childhood Programs

Head Start

<https://www.acf.hhs.gov/ohs>

Head Start, administered by the U.S. Department of Health and Human Services (HHS) through the Office of Head Start at the Administration for Children and Families, is a comprehensive child development program that serves children from birth to age five, pregnant women, and their families. It is a child-focused, multi-generational program with the overall goal of increasing the school readiness of young children in low-income families. The children of families experiencing homelessness are categorically eligible for Head Start and are identified and prioritized for enrollment.

Head Start directly serves children experiencing homelessness from birth to five years old and provides children and their families with services related to education; nutrition; developmental, medical and dental screenings; immunizations; mental health and social services referrals; family engagement; and in some cases transportation. Head Start was reauthorized by the *Improving Head Start for School Readiness Act* of 2007 (Public Law 110-134). In this reauthorization, age-eligible children whose families are determined to be homeless are categorically eligible for Head Start and Early Head Start programs. Many Head Start grantees serve families experiencing homelessness through home-based and center-based programs, both of which provide many supportive services to children and families regardless of their living circumstances.

Child Care and Development Fund

<https://www.acf.hhs.gov/occ>

The Child Care and Development Fund (CCDF), administered by HHS through the Office of Child Care (OCC) at the Administration for Children and Families, is a Federal and State partnership that promotes family economic self-sufficiency and helps children succeed in school and life through affordable, high-quality early care and afterschool programs. Subsidized child care services are available to eligible families through certificates (vouchers), or grants and contracts with providers. Nearly 1.4 million children receive a child care subsidy from the CCDF program every month. As a block grant, this program offers States, territories, and tribes significant flexibility in designing their CCDF policies, including the ability to define eligibility and prioritize resources. OCC encourages states to leverage this flexibility to offer access to the most vulnerable populations, including families experiencing homelessness.

On November 19, 2014, the President signed into law the *Child Care and Development Block Grant (CCDBG) Act* of 2014, which reauthorized the Child Care and Development Fund. This reauthorization of CCDF included significant changes in defining health and safety requirements for child care providers, outlining family-friendly eligibility policies, expanding quality

improvement efforts, and ensuring parents and the public have transparent information about the child care choices available to them. One of these changes required States to report whether children receiving CCDF assistance are children experiencing homelessness, using the *McKinney-Vento Homeless Assistance Act* definition of homelessness¹². Collecting this data will be important for tracking performance on serving children and families who are experiencing homelessness.

Maternal, Infant, and Early Childhood Home Visiting

<https://mchb.hrsa.gov/maternal-child-health-initiatives/home-visiting-overview>

The Maternal, Infant, and Early Childhood Home Visiting (MIECHV) Program, administered by the Health Resources and Services Administration in partnership with the Administration for Children and Families, supports voluntary, evidence-based home visiting programs for at-risk pregnant women and parents with children up to kindergarten entry. The MIECHV program was initially created in 2010 under the Patient Protection and Affordable Care Act (Public Law 111---148) and provides grants to states, tribes, and territories to establish programs that:

- Improve maternal and child health
- Prevent child abuse and neglect
- Promote positive parenting
- Support child development

These aims are achieved through regular meetings between a family and a trained professional or paraprofessional in the family's home. In FY 2017, the MIECHV Program served all 50 states, the District of Columbia, and five U.S. territories. Among the 54 awardees with available data, the Program served approximately 156,000 parents and children. In FY 2017, MIECHV awardees reported serving 1,961 adult participants experiencing homelessness. This accounts for approximately 3% of all adult participants served.

In 2018 HRSA awarded approximately \$361 million in funding to 56 states, territories, and nonprofit organizations. Awardees must invest 75 percent of funds received in evidence---based models of home visiting, though the remaining funds may be spent to support the implementation and evaluation of promising approaches.

¹² While the *Improving Head Start for School Readiness Act* implemented by the U.S. Department of Health and Human Services relies on the McKinney-Vento definition of homelessness, the Child Care and Development Fund (CCDF) regulations also require its Lead Agencies to use the McKinney-Vento definition of homelessness.

The Education for Homeless Children and Youths program under the *McKinney-Vento Homeless Assistance Act*

<https://www2.ed.gov/programs/homeless/index.html>

Subtitle VII-B of the *McKinney-Vento Homeless Assistance Act* offers support for states, tribes, and outlying areas to ensure that children and youth experiencing homelessness have equal access to a free and appropriate public education. The *McKinney-Vento Homeless Assistance Act* was initially passed in 1987, though was most recently amended through the *Every Student Succeeds Act* in 2015. The program is administered by the U.S. Department of Education (ED).

In 2015–2016, the Education for Homeless Children and Youths Program received \$70 million in federal funding. Each year, ED allocates formula grants to states based on their share of Title I, Part A; the Bureau of Indian Affairs and outlying areas also receive funds. In turn, each state must distribute at least 75 percent¹³ of its grant to local educational agencies (LEAs) to facilitate educational success for children and youth experiencing homelessness through a competitive subgrant process.

LEAs may use subgrant funds for activities such as collaboration with other local entities and resolving challenges related to transportation, school records, and residency requirements. In each state, program funds also support a coordination office to monitor the needs of children and youth experiencing homelessness.¹⁴

¹³ Under 42 U.S.C. § 11432(e)(1), states funded at the minimum level must distribute at least 50 percent in subgrants to LEAs.

¹⁴ For more information, see: <https://www2.ed.gov/programs/homeless/ehcyprogramprofile.pdf>.



The Department of Education's mission is to promote student achievement and preparation for global competitiveness by fostering educational excellence and ensuring equal access.
www.ed.gov