



Indiana Department of Education  
SUPPORTING STUDENT SUCCESS



# RISE

Evaluation and  
Development System

**Evaluator and Teacher Handbook**  
**Version 2.0**

## Contents

Indiana Teacher Evaluation: Public Law 90.....	4
Indiana’s State Model on Teacher Evaluation .....	5
Background/Context .....	5
Timeline for Development .....	6
Performance Level Ratings .....	6
Overview of Components .....	7
A System for Teachers .....	7
Component 1: Professional Practice.....	8
Indiana Teacher Effectiveness Rubric: Background and Context .....	8
Indiana Teacher Effectiveness Rubric: Overview.....	9
The Indiana Teacher Effectiveness Rubric .....	10
Observation of Teacher Practice: Questions and Answers for Teachers.....	10
Teacher Effectiveness Rubric: Scoring .....	13
The Role of Professional Judgment.....	17
Component 2: Student Learning .....	18
Student Learning: Overview .....	18
Available Measures of Student Learning .....	18
Indiana Growth Model.....	19
School-wide Learning.....	19
Student Learning Objectives .....	20
Summative Teacher Evaluation Scoring.....	21
Review of Components .....	21
Weighting of Measures.....	21
Glossary of RISE Terms.....	24
Appendix A – Allowable Modifications to RISE.....	28
Appendix B – Optional Observation and Conferencing Forms .....	29
Optional Observation Mapping Form 1 – By Competency .....	30
Optional Pre-Observation Form - Teacher.....	34
Optional Post-Observation Form - Evaluators .....	35

Optional Post-Observation Form – Teacher .....	36
Optional Mid-Year Professional Practice Check-In Form.....	37
Optional Summative Rating Form.....	42
Teacher Effectiveness Rubric Scoring .....	42
Student Learning Objectives .....	46
Final Summative Rating .....	48
Optional Professional Development Plan.....	50
Appendix C – Indiana Teacher Effectiveness Rubric.....	54

## Indiana Teacher Evaluation: Public Law 90

The 2011 Education Agenda put students first by focusing on the individuals who most strongly influence student learning every day — teachers. Indiana’s teachers are hard-working and devoted to the success of every student. It’s time we treat them like the professionals they are and take special care to identify and reward greatness in the classroom.

To do this, we need fair, credible and accurate annual evaluations to differentiate teacher and principal performance and to support their professional growth. With the help of teachers and leaders throughout the state, the Indiana Department of Education has developed an optional model evaluation system named RISE. Whether or not corporations choose to implement RISE, the Department’s goal is to assist corporations in developing or adopting models that comply with Public Law 90 and are fair, credible, and accurate. Regardless of model or system, evaluations must:

- **Be Annual:** Every teacher, regardless of experience, deserves meaningful feedback on their performance on an annual basis.
- **Include Student Growth Data:** Evaluations should be student-focused. First and foremost, an effective teacher helps students make academic progress. A thorough evaluation system includes multiple measures of teacher performance, and growth data must be one of the key measures.
- **Include Four Rating Categories:** To retain our best teachers, we need a process that can truly differentiate our best educators and give them the recognition they deserve. If we want all teachers to perform at the highest level, we need to know which individuals are achieving the greatest success and give support to those who are new or struggling.

## Indiana's State Model on Teacher Evaluation

### Background/Context

RISE was designed to provide a quality system that local corporations can adopt in its entirety, or use as a model as they develop evaluation systems to best suit their local contexts. RISE was developed over the course of a year by the Indiana Teacher Evaluation Cabinet, a diverse group of educators and administrators from around the state, more than half of whom have won awards for excellence in teaching. These individuals dedicated their time to develop a system that represents excellence in instruction and serves to guide teacher development. To make sure that their efforts represented the best thinking from around the state, their work was circulated widely to solicit feedback from educators throughout Indiana.

A meaningful teacher evaluation system should reflect a set of core convictions about good instruction. From the beginning, the Indiana Teacher Evaluation Cabinet sought to design a model evaluation system focused on good instruction and student outcomes. RISE was designed to be fair, accurate, transparent, and easy-to-use. IDOE staff and the Indiana Teacher Evaluation Cabinet relied on three core beliefs about teacher evaluation during the design of RISE:

- **Nothing we can do for our students matters more than giving them effective teachers.** Research has proven this time and again. We need to do everything we can to give all our teachers the support they need to do their best work, because when they succeed, our students succeed. Without effective evaluation systems, we can't identify and retain excellent teachers, provide useful feedback and support, or intervene when teachers consistently perform poorly.
- **Teachers deserve to be treated like professionals.** Unfortunately, many evaluations treat teachers like interchangeable parts—rating nearly all teachers the same and failing to give teachers the accurate, useful feedback they need to do their best work in the classroom. We need to create an evaluation system that gives teachers regular feedback on their performance, opportunities for professional growth, and recognition when they do exceptional work. We're committed to creating evaluations that are fair, accurate and consistent, based on multiple factors that paint a complete picture of each teacher's success in helping students learn.
- **A new evaluation system will make a positive difference in teachers' everyday lives.** Novice and veteran teachers alike can look forward to detailed, constructive feedback, tailored to the individual needs of their classrooms and students. Teachers and principals will meet regularly to discuss successes and areas for improvement, set professional goals, and create an individualized development plan to meet those goals.

## Timeline for Development

The timeline below reflects the roll-out of the state model for teacher evaluation. Public Law 90 requires statewide implementation of new or modified evaluation systems compliant with the law by school year 2012-2013. To assist corporations in creating evaluation models of their own, the state piloted RISE in school year 2011-2012. All documents for RISE version 1.0 were released by January 2012, and key lessons from the pilot drove model refinement. RISE 2.0 reflects the refined model of the original system.

Corporations may choose to adopt RISE entirely, draw on components from the model, or create their own system for implementation in school year 2012-2013. Though corporations are encouraged to choose or adapt the evaluation system that best meet the needs of their local schools and teachers, in order to maintain consistency, only corporations that adopt the RISE system wholesale or make only minor changes may use the RISE label, and are thus considered by the Indiana Department of Education to be using a version of RISE. For a list of allowable modifications of the RISE system, see Appendix A.

**Figure 1: Timeline for RISE design and implementation**



\* Note: Statewide implementation refers to corporations adopting new evaluations systems in line with Public Law 90 requirements. RISE is an option and resource for corporations, but is not mandatory.

## Performance Level Ratings

Each teacher will receive a rating at the end of the school year in one of four performance levels:

- Highly Effective:** A *highly effective* teacher consistently exceeds expectations. This is a teacher who has demonstrated excellence, as determined by a trained evaluator, in locally selected competencies reasonably believed to be highly correlated with positive student learning outcomes. The highly effective teacher's students, in aggregate, have generally exceeded expectations for academic growth and achievement based on guidelines suggested by the Indiana Department of Education.
- Effective:** An *effective* teacher consistently meets expectations. This is a teacher who has consistently met expectations, as determined by a trained evaluator, in locally selected competencies reasonably believed to be highly correlated with positive student learning outcomes. The effective teacher's students, in aggregate, have generally achieved an acceptable rate of academic growth and achievement based on guidelines suggested by the Indiana Department of Education.

- **Improvement Necessary:** A teacher who is rated as *improvement necessary* requires a change in performance before he/she meets expectations. This is a teacher who a trained evaluator has determined to require improvement in locally selected competencies reasonably believed to be highly correlated with positive student learning outcomes. In aggregate, the students of a teacher rated improvement necessary have generally achieved a below acceptable rate of academic growth and achievement based on guidelines suggested by the Indiana Department of Education.
- **Ineffective:** An *ineffective* teacher consistently fails to meet expectations. This is a teacher who has failed to meet expectations, as determined by a trained evaluator, in locally selected competencies reasonably believed to be highly correlated with positive student learning outcomes. The ineffective teacher's students, in aggregate, have generally achieved unacceptable levels of academic growth and achievement based on guidelines suggested by the Indiana Department of Education.

## Overview of Components

Every teacher is unique, and the classroom is a complex place. RISE relies on multiple sources of information to paint a fair, accurate, and comprehensive picture of a teacher's performance. All teachers will be evaluated on two major components:

1. **Professional Practice** – Assessment of instructional knowledge and skills that influence student learning, as measured by competencies set forth in the Indiana Teacher Effectiveness Rubric. All teachers will be evaluated in the domains of Planning, Instruction, Leadership, and Core Professionalism.
2. **Student Learning** – Teachers' contribution to student academic progress, assessed through multiple measures of student academic achievement and growth, including Indiana Growth Model data as well as progress towards specific Student Learning Objectives using state-, corporation-, or school-wide assessments.

## A System for Teachers

RISE was created with classroom teachers in mind and may not be always be appropriate to use to evaluate school personnel who do not directly teach students, such as instructional coaches, counselors, etc. Though certain components of RISE can be easily applied to individuals in support positions, it is ultimately a corporation's decision whether or not to modify RISE or adapt a different evaluation system for these roles. Corporations that modify RISE or adapt a different system for non-classroom teachers are still considered by the Indiana Department of Education to be using a version of RISE as long as they are using RISE for classroom teachers and this version of RISE meets the minimum requirements specified in Appendix A.

## Component 1: Professional Practice

### Indiana Teacher Effectiveness Rubric: Background and Context

The Teacher Effectiveness Rubric was developed for three key purposes:

1. **To shine a spotlight on great teaching:** The rubric is designed to assist principals in their efforts to increase teacher effectiveness, recognize teaching quality, and ensure that all students have access to great teachers.
2. **To provide clear expectations for teachers:** The rubric defines and prioritizes the actions that effective teachers use to make gains in student achievement.
3. **To support a fair and transparent evaluation of effectiveness:** The rubric provides the foundation for accurately assessing teacher effectiveness along four discrete ratings.

While drafting the Teacher Effectiveness Rubric, the development team examined teaching frameworks from numerous sources, including:

- Charlotte Danielson's *Framework for Teachers*
- Iowa's *A Model Framework*
- KIPP Academy's *Teacher Evaluation Rubric*
- Robert Marzano's *Classroom Instruction that Works*
- Massachusetts' *Principles for Effective Teaching*
- Kim Marshall's *Teacher Evaluation Rubrics*
- National Board's *Professional Teaching Standards*
- North Carolina's *Teacher Evaluation Process*
- Doug Reeves' *Unwrapping the Standards*
- Research for Bettering Teaching's *Skillful Teacher*
- Teach For America's *Teaching as Leadership Rubric*
- Texas' *TxBess Framework*
- Washington DC's *IMPACT Performance Assessment*
- Wiggins & McTighe's *Understanding by Design*

In reviewing the current research during the development of the teacher effectiveness rubric, the goal was not to create a teacher evaluation tool that would try to be all things to all people. Rather, the rubric focuses on evaluating teachers' primary responsibility: engaging students in rigorous academic content so that students learn and achieve. As such, the rubric focuses on evaluating the effectiveness of instruction, specifically through observable actions in the classroom.



## Indiana Teacher Effectiveness Rubric: Overview

The primary portion of the Teacher Effectiveness Rubric consists of three domains and nineteen competencies.

### Figure 2: Domains 1-3 and Competencies

#### **Domain 1: Planning**

- 1.1 Utilize Assessment Data to Plan
- 1.2 Set Ambitious and Measurable Achievement Goals
- 1.3 Develop Standards-Based Unit Plans and Assessments
- 1.4 Create Objective-Driven Lesson Plans and Assessments
- 1.5 Track Student Data and Analyze Progress

#### **Domain 2: Instruction**

- 2.1 Develop Student Understanding and Mastery of Lesson Objectives
- 2.2 Demonstrate and Clearly Communicate Content Knowledge to Students
- 2.3 Engage Students in Academic Content
- 2.4 Check for Understanding
- 2.5 Modify Instruction as Needed
- 2.6 Develop Higher Level of Understanding Through Rigorous Instruction and Work
- 2.7 Maximize Instructional Time
- 2.8 Create Classroom Culture of Respect and Collaboration
- 2.9 Set High Expectations for Academic Success

#### **Domain 3: Leadership**

- 3.1 Contribute to School Culture
- 3.2 Collaborate with Peers
- 3.3 Seek Professional Skills and Knowledge
- 3.4 Advocate for Student Success
- 3.5 Engage Families in Student Learning

In addition to these three primary domains, the Teacher Effectiveness Rubric contains a fourth domain, referred to as Core Professionalism, which reflects the non-negotiable aspects of a teacher's job.

The Core Professionalism domain has four criteria:

- Attendance
- On-Time Arrival
- Policies and Procedures
- Respect

## The Indiana Teacher Effectiveness Rubric

In Appendix C of this guidebook, you will find the Teacher Effectiveness Rubric. All supporting observation and conference documents and forms can be found in Appendix B.

## Observation of Teacher Practice: Questions and Answers for Teachers

*How will my proficiency on the Indiana Teacher Effectiveness Rubric be assessed?*

Your proficiency will be assessed by a primary evaluator, taking into account information collected throughout the year during extended observations, short observations, and conferences performed by both your primary evaluator as well as secondary evaluators.

*What is the role of the primary evaluator?*

Your primary evaluator is responsible for tracking your evaluation results and helping you to set goals for your development. The primary evaluator must perform at least one of your short and at least one of your extended observations during the year. Once all data is gathered, the primary evaluator will look at information collected by all evaluators throughout the year and determine your summative rating. He or she will meet with you to discuss this final rating in a summative conference.

*What is a secondary evaluator?*

A secondary evaluator may perform extended or short observations as well as work with teachers to set Student Learning Objectives. The data this person collects is passed on to the primary evaluator responsible for assigning a summative rating.

*Do all teachers need to have both a primary and secondary evaluator?*

No. It is possible, based on the capacity of a school or corporation, that a teacher would only have a primary evaluator. However, it is recommended that, if possible, more than one evaluator contribute to a teacher's evaluation. This provides multiple perspectives on a teacher's performance and is beneficial to both the evaluator and teacher.

*What is an extended observation?*

An extended observation lasts a minimum of 40 minutes. It may be announced or unannounced. It may take place over one class or span two consecutive class periods.

*Are there mandatory conferences that accompany an extended observation?*

- a. Pre-Conferences: Pre-Conferences are not mandatory, but are scheduled by request of teacher or evaluator. Any mandatory pieces of information that the evaluator would like to see during the observation (lesson plans, gradebook, etc.), must be requested of the teacher prior to the extended observation.

- b. Post-Conferences: Post-Conferences are mandatory and must occur within five school days of the extended observation. During this time, the teacher must be presented with written and oral feedback from the evaluator.

*How many extended observations will I have in a year?*

All teachers must have a minimum of two extended observations per year – at least one per semester.

*Who is qualified to perform extended observations?*

Any trained primary or secondary evaluator may perform an extended observation. The primary evaluator assigning the final, summative rating must perform a minimum of one of the extended observations.

*What is a short observation?*

A short observation lasts a minimum of 10 minutes and should not be announced. There are no conferencing requirements around short observations, but a post-observation conference should be scheduled if there are areas of concern. A teacher must receive written feedback following a short observation within two school days.

*How many short observations will I have in a year?*

All teachers will have a minimum of three short observations – at least one per semester. However, many evaluators may choose to visit classrooms much more frequently than the minimum requirement specified here.

*Who is qualified to perform short observations?*

Any primary evaluator or secondary evaluator may perform a short observation. The primary evaluator assigning the final, summative rating must perform a minimum of one of the short observations.

*Is there any additional support for struggling teachers?*

It is expected that a struggling teacher will receive observations above and beyond the minimum number required by RISE. This may be any combination of extended or short observations and conferences that the primary evaluator deems appropriate. It is recommended that primary evaluators place struggling teachers on a professional development plan.

*Will my formal and informal observations be scored?*

Both extended and short observations are times for evaluators to collect information. There will be no summative rating assigned until all information is collected and analyzed at the end of the year. However, all evaluators are expected to provide specific and meaningful feedback on performance following all observations. For more information about scoring using the Teacher Effectiveness Rubric, please see the scoring section of this handbook.

*Domain 1: Planning and Domain 3: Leadership are difficult to assess through classroom observations. How will I be assessed in these Domains?*

Evaluators should collect material outside of the classroom to assess these domains. Teachers should also be proactive in demonstrating their proficiency in these areas. However, evidence collection in these two domains should not be a burden on teachers that detracts from quality instruction. Examples of evidence for these domains may include (but are not limited to):

- a. Domain 1: Planning - lesson and unit plans, planned instructional materials and activities, assessments, and systems for record keeping
- b. Domain 3: Leadership - documents from team planning and collaboration, call-logs or notes from parent-teacher meetings, and attendance records from professional development or school-based activities/events

Evaluators and teachers seeking more guidance around evidence collection for Domains 1 and 3 should reference the “Evidence Collection and Scoring of Domains 1 and 3” [resource](#) under the Professional Practice resources section on the RISE website.

*What is a professional development plan?*

An important part of developing professionally is the ability to self-reflect on performance. The professional development plan is a tool for teachers to assess their own performance and set development goals. In this sense, a professional development plan supports teachers who strive to improve performance, and can be particularly helpful for new teachers. Although every teacher is encouraged to set goals around his/her performance, only teachers who score an “Ineffective” or “Improvement Necessary” on their summative evaluation the previous year are required to have a professional development plan monitored by an evaluator. This may also serve as the remediation plan specified in Public Law 90.

*If I have a professional development plan, what is the process for setting goals and assessing my progress?*

Teachers needing a professional development plan work with an administrator to set goals at the beginning of the academic year. These goals are monitored and revised as necessary. Progress towards goals is formally discussed during the mid-year conference, at which point the evaluator and teacher discuss the teacher’s performance thus far and adjust individual goals as necessary. Professional development goals should be directly tied to areas of improvement within the Teacher Effectiveness Rubric. Teachers with professional development plans are required to use license renewal credits for professional development activities.

*Is there extra support in this system for new teachers?*

Teachers in their first few years are encouraged to complete a professional development plan with the support of their primary evaluator. These teachers will benefit from early and frequent feedback on

their performance. Evaluators should adjust timing of observations and conferences to ensure these teachers receive the support they need. This helps to support growth and also to set clear expectations on the instructional culture of the building and school leadership.

### Teacher Effectiveness Rubric: Scoring

Evaluators are not required to score teachers after any given observation. However, it is essential that during the observation the evaluator take evidence-based notes, writing specific instances of what the teacher and students said and did in the classroom. The evidence that evaluators record during the observation should be non-judgmental, but instead reflect a clear and concise account of what occurred in the classroom. The difference between evidence and judgment is highlighted in the examples below.

**Figure 3: Evidence vs. Judgment**

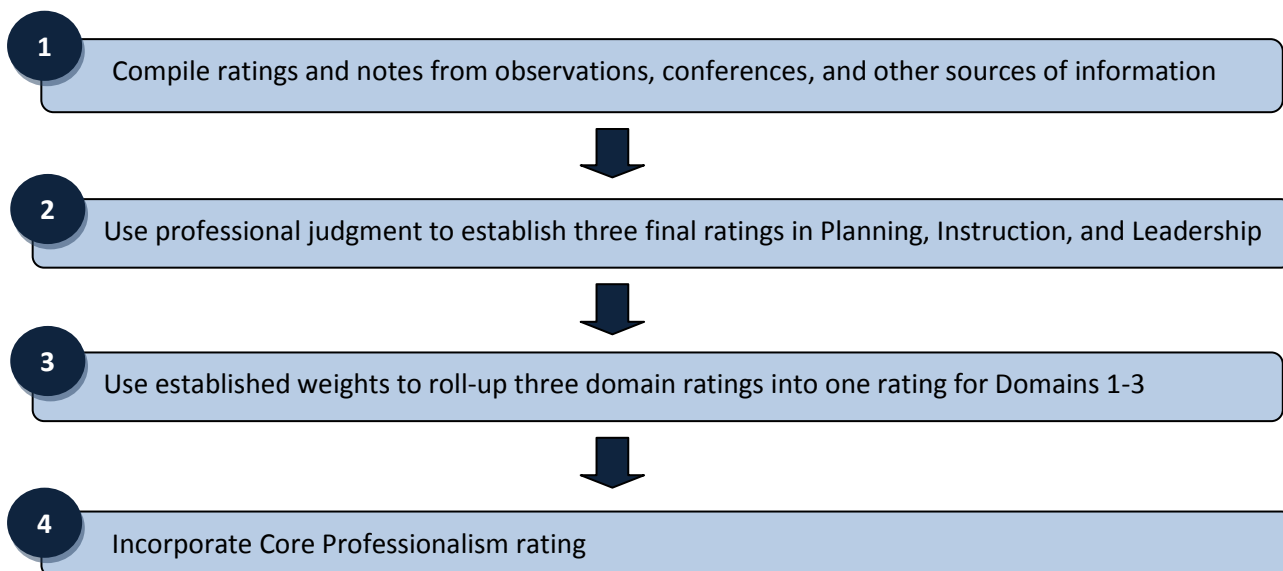
Evidence	Judgment
(9:32 am) Teacher asks: Does everyone understand? (3 Students nod yes, no response from others) Teacher says: Great, let’s move on  (9:41 am) Teacher asks: How do we determine an element? (No student responds after 2 seconds) Teacher says: By protons, right?	The teacher doesn’t do a good job of making sure students understand concepts.
Teacher to Student 1: “Tori, will you explain your work on this problem?” (Student explains work.) Teacher to Student 2: “Nick, do you agree or disagree with Tori’s method?” (Student agrees) “Why do you agree?”	The teacher asks students a lot of engaging questions and stimulates good classroom discussion.

After the observation, the evaluator should take these notes and match them to the appropriate indicators on the rubric in order to provide the teacher with rubric-aligned feedback during the post-conference. Although evaluators are not required to provide teachers interim ratings on specific competencies after observations, the process of mapping specific evidence to indicators provides teachers a good idea of their performance on competencies prior to the end-of-year conference. Below is an example of a portion of the evidence an evaluator documented, and how he/she mapped it to the appropriate indicators.

**Figure 4: Mapping Evidence to Indicators**

Evidence	Indicator
<p>(9:32 am) Teacher asks: Does everyone understand? (3 Students nod yes, no response from others) Teacher says: Great, let’s move on</p> <p>(9:41 am) Teacher asks: How do we determine an element? (No student responds after 2 seconds) Teacher says: By protons, right?</p>	<p><u>Competency 2.4: Check for Understanding</u> Teacher frequently moves on with content before students have a chance to respond to questions or frequently gives students the answer rather than helping them think through the answer. (Ineffective)</p>
<p>Teacher to Student 1: “Tori, will you explain your work on this problem?” (Student explains work.) Teacher to Student 2: “Nick, do you agree or disagree with Tori’s method?” (Student agrees.) “Why do you agree?”</p>	<p><u>Competency 2.6: Develop Higher Level of Understanding through Rigorous Instruction and Work</u> Teacher frequently develops higher-level understanding through effective questioning. (Effective)</p>

At the end of the year, primary evaluators must determine a final, teacher effectiveness rubric rating and discuss this rating with teachers during the end-of-year conference. The final teacher effectiveness rating will be calculated by the evaluator in a four step process:



Each step is described in detail below.

**1 Compile ratings and notes from observations, conferences, and other sources of information.**

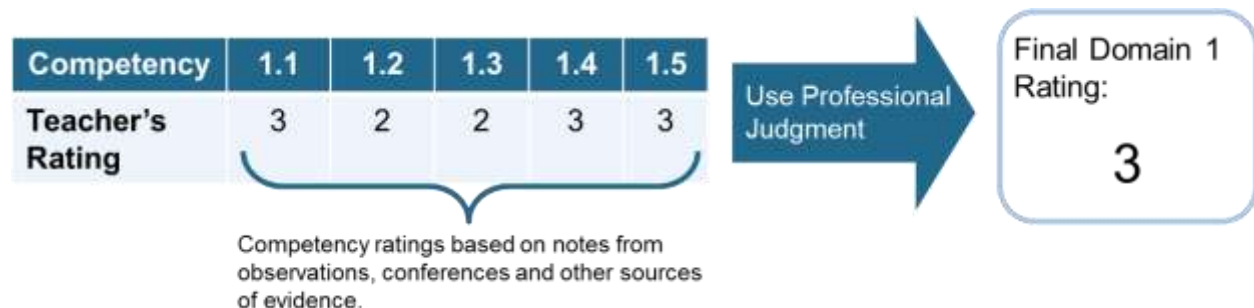
At the end of the school year, primary evaluators should have collected a body of information representing teacher practice from throughout the year. Not all of this information will necessarily come from the same evaluator, but it is the responsibility of the assigned primary evaluator to gather information from every person that observed the teacher during that year. In addition to notes from observations and conferences, evaluators may also have access to materials provided by the teacher, such as lesson plans, student work, parent/teacher conference notes, etc. To aid in the collection of this information, schools should consider having files for teachers containing evaluation information such as observation notes and conference forms, and when possible, maintain this information electronically.

Because of the volume of information that may exist for each teacher, some evaluators may choose to assess information mid-way through the year and then again at the end of the year. A mid-year conference allows evaluators to assess the information they have collected so far and gives teachers an idea of where they stand.

**2 Use professional judgment to establish three, final ratings in Planning, Instruction, and Leadership**

After collecting information, the primary evaluator must assess where the teacher falls within each competency. Using all notes, the evaluator should assign each teacher a rating in every competency on the rubric. Next, the evaluator uses professional judgment to assign a teacher a rating in each of the first three domains. It is not recommended that the evaluator average competency scores to obtain the final domain score, but rather use good judgment to decide which competencies matter the most for teachers in different contexts and how teachers have evolved over the course of the year. The final, three domain ratings should reflect the body of information available to the evaluator. In the end-of-year conference, the evaluator should discuss the ratings with the teacher, using the information collected to support the final decision. The figure below provides an example of this process for Domain 1.

**Figure 5: Example of competency ratings for domain 1 and the final domain rating.**



At this point, each evaluator should have ratings in the first three domains that range from 1 (Ineffective) to 4 (Highly Effective).

	D1: Planning	D2: Instruction	D3: Leadership
<b>Final Ratings</b>	<b>3 (E)</b>	<b>2 (IN)</b>	<b>3 (E)</b>

*Scoring Requirement:* Planning and instruction go hand-in-hand. Therefore, if a teacher scores a 1 (I) or 2 (IN) in Instruction, he or she cannot receive a rating of 4 (HE) in Planning.

### 3 Use established weights to roll-up three domain ratings into one rating for domains 1-3

At this point, each of the three final domain ratings is weighted according to importance and summed to form one rating for domains 1-3. As described earlier, the creation and design of the rubric stresses the importance of observable teacher and student actions. These are reflected in Domain 2: Instruction. Good instruction and classroom environment matters more than anything else a teacher can do to improve student outcomes. Therefore, the Instruction Domain is weighted significantly more than the others, at 75%. Planning and Leadership are weighted 10% and 15% respectively.

	Rating (1-4)	Weight	Weighted Rating
<b>Domain 1: Planning</b>	3	10%	0.3
<b>Domain 2: Instruction</b>	2	75%	1.5
<b>Domain 3: Leadership</b>	3	15%	0.45
<b>Final Score</b>			<b>2.25</b>

The calculation here is as follows:

- 1) Rating x Weight = Weighted Rating
- 2) Sum of Weighted Ratings = Final Score

### 4 Incorporate Core Professionalism

At this point, the Teacher Effectiveness Rubric rating is close to completion. Evaluators now look at the fourth domain: Core Professionalism. As described earlier, this domain represents non-negotiable aspects of the teaching profession, such as on-time arrival to school and respect for colleagues. This domain only has two rating levels: Does Not Meet Standard and Meets Standard. The evaluator uses available information and professional judgment to decide if a teacher has not met the standards for



any of the four indicators. In order for the Core Professionalism domain to be used most effectively, corporations should create detailed policies regarding the four competencies of this domain, for example, more concretely defining an acceptable or unacceptable number of days missed or late arrivals. If a teacher has met standards in each of the four indicators, the score does not change from the result of step 3 above. If the teacher did not meet standards in *at least one* of the four indicators, he or she automatically has a 1 point deduction from the final score in step 3.

Outcome 1: Teacher meets all Core Professionalism standards. Final Teacher Effectiveness Rubric Score = 2.25

Outcome 2: Teacher does not meet all Core Professionalism standards. Final Teacher Effectiveness Rubric Score (2.25-1) = 1.25

*Scoring Requirement:* 1 is the lowest score a teacher can receive in the RISE system. If, after deducting a point from the teacher's final Teacher Effectiveness Rubric score, the outcome is a number less than 1, then the evaluator should replace this score with a 1. For example, if a teacher has a final rubric score of 1.75, but then loses a point because not all of the core professionalism standards were met, the final rubric score should be 1 instead of 0.75.

The final Teacher Effectiveness Rubric score is then combined with the scores from the teacher's student learning measures in order to calculate a final rating. Details of this scoring process are provided in the Summative Teacher Evaluation Scoring section.

## The Role of Professional Judgment

Assessing a teacher's professional practice requires evaluators to constantly use their professional judgment. No observation rubric, however detailed, can capture all of the nuances in how teachers interact with students, and synthesizing multiple sources of information into a final rating on a particular professional competency is inherently more complex than checklists or numerical averages. Accordingly, the Teacher Effectiveness Rubric provides a comprehensive framework for observing teachers' instructional practice that helps evaluators synthesize what they see in the classroom, while simultaneously encouraging evaluators to consider all information collected holistically.

Evaluators must use professional judgment when assigning a teacher a rating for each competency as well as when combining all competency ratings into a single, overall domain score. Using professional judgment, evaluators should consider the ways and extent to which teachers' practice grew over the year, teachers' responses to feedback, how teachers adapted their practice to the their current students, and the many other appropriate factors that cannot be directly accounted for in the Teacher Effectiveness Rubric before settling on a final rating. In short, evaluators' professional judgment bridges the best practices codified in the Teacher Effectiveness Rubric and the specific context of a teacher's school and students.

## Component 2: Student Learning

### Student Learning: Overview

Many parents' main question over the course of a school year is: "How much is my child learning?" Student learning is the ultimate measure of the success of a teacher, instructional leader, school, or district. To meaningfully assess the performance of an educator or a school, one must examine the growth and achievement of their students, using multiple measures.

**Achievement** is defined as meeting a uniform and pre-determined level of mastery on subject or grade level standards

- *Achievement* is a set point or "bar" that is the same for all students, regardless of where they begin

**Growth** is defined as improving skills required to achieve mastery on a subject or grade level standard over a period of time

- *Growth* differentiates mastery expectations based upon baseline performance.

### Available Measures of Student Learning

There are multiple ways of assessing both growth and achievement. When looking at available data sources to measure student learning, we must use measurements that:

- Are **accurate** in assessing student learning and teacher impact on student learning
- Provide **valuable and timely data** to drive instruction in classrooms
- Are **fair** to teachers in different grades and subjects
- Are as **consistent** as possible across grades and subjects
- Allow **flexibility** for districts, schools, and teachers to make key decisions surrounding the best assessments for their students

The Indiana Growth Model is the most common method of measuring growth. This model will be used to measure the student learning for all math and ELA teachers in grades in 4-8. To complement the Growth Model, and to account for those teachers who do not have such data available, RISE also includes measures of students' progress toward specific learning goals, known as Student Learning Objectives.

Student Learning Objectives involve setting rigorous learning goals for students around common assessments. All teachers will have Student Learning Objectives. For teachers who have a Growth Model rating, these Objectives will serve as additional measures of student achievement. For teachers who do not have a Growth Model rating, the Student Learning Objectives will form the basis for the student learning measures portion of their evaluation. More details on how each type of student learning measure affects a teacher’s final rating can be found in the Summative Teacher Evaluation Scoring section.

## Indiana Growth Model

The Indiana Growth Model indicates a student’s academic progress over the course of a year. It takes a student’s ISTEP+ scores in the previous year or years and finds all other students in the state who received the same score(s), for example, in math. Then it looks at all of the current year math scores for the same group of students to see how the student scored compared to the other students in the group. Student growth is reported in percentiles, and therefore represents how a student’s current year ISTEP + scores compare to students who had scored similarly in previous ISTEP+ tests.

Indiana teachers are accustomed to looking at growth scores for their students, but these scores will now also be calculated at the classroom level and across classes for use in teacher evaluation. Individual growth model measures are only available for students and teachers in ELA/Math in grades 4-8. For these teachers, students’ growth scores will be used to situate teachers in one of the four rating categories. Please access the IDOE website for more information on the metrics used to calculate teachers’ 1-4 score based on student growth model data.

## School-wide Learning

Because it is important for teachers to have a common mission of improving student achievement, *all* teachers will also have a component of their evaluation score tied to school-wide student learning by aligning with Indiana’s new A – F accountability model. The new A – F accountability model will be based on several metrics of school performance, including the percent of students passing the math and ELA ISTEP+, IMAST, and ISTAR for elementary and middle schools, and Algebra I and English 10 ECA scores as well as graduation rates and college and career readiness for high schools. Additionally, school accountability grades may be raised or lowered based on participation rates and student growth (for elementary and middle schools) and improvement in scores (for high schools).

All teachers in the same school will receive the same rating for this measure. Teachers in schools earning an A will earn a 4 on this measure; teachers in a B school will earn a 3; teachers in a C school receive a 2; and teachers who work in either a D or F school earn a 1 on this measure.

## Student Learning Objectives

Effective teachers have learning goals for their students and use assessments to measure their progress toward these goals. They review state and national standards, account for students' starting points, give assessments aligned to those standards, and measure how their students grow during the school year. For those who teach 4<sup>th</sup> through 8<sup>th</sup> grade math or ELA, information on the extent to which students grow academically is provided annually in the form of growth model data. Teachers of other grades and subjects do not have such information available. The RISE system helps account for these information gaps by requiring Student Learning Objectives.

A **Student Learning Objective** is a long-term academic goal that teachers and evaluators set for groups of students. It must be:

- Specific and measurable using the most rigorous assessment available
- Based on available prior student learning data
- Aligned to state standards
- Based on student progress and achievement

For subjects without growth model data, student learning objectives provide teachers standards-aligned goals to measure student progress that allow for planning backward to ensure that every minute of instruction is pushing teachers and schools toward a common vision of achievement. By implementing Student Learning Objectives, the RISE system seeks to make these best practices a part of every teacher's planning.

More detailed information on the Student Learning Objectives process along with examples can be found in the *Student Learning Objectives Handbook*, available at [www.riseindiana.org](http://www.riseindiana.org).

## Summative Teacher Evaluation Scoring

### Review of Components

Each teacher’s summative evaluation score will be based on the following components and measures:

<b>1) Professional Practice – Assessment of instructional knowledge and skills</b> <b>Measure:</b> Indiana Teacher Effectiveness Rubric (TER)
<b>2) Student Learning – Contribution to student academic progress</b> <b>Measure:</b> Individual Growth Model (IGM)* <b>Measure:</b> School-wide Learning Measure (SWL) <b>Measure:</b> Student Learning Objectives (SLO)

\* This measure only applies to teachers of grades 4 through 8 who teach ELA or math.

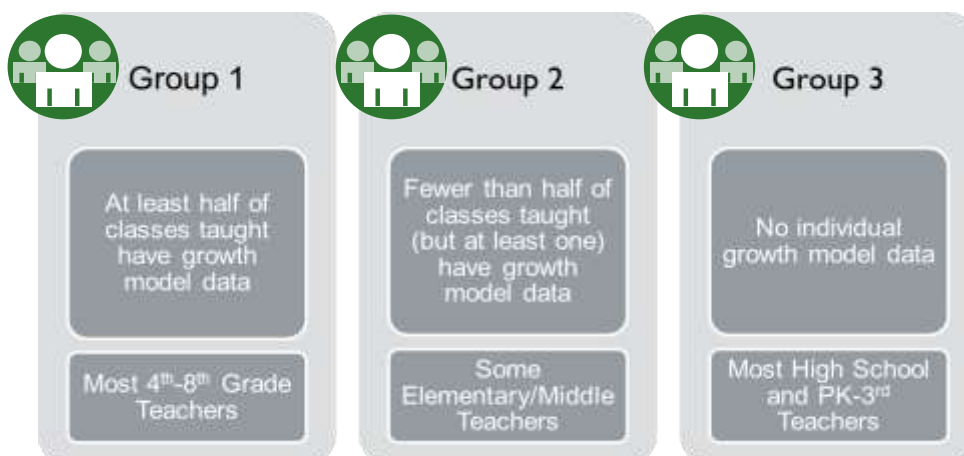
The method for scoring each measure individually has been explained in the sections above. This section will detail the process for combining all measures into a final, summative score.

### Weighting of Measures

The primary goal of the weighting method is to treat teachers as fairly and as equally as possible. This particular weighting method does this in a few ways:

- Wherever possible, it aims to take a teacher’s mix of grades and subjects into account
- It gives the most weight to the measures that are standardized across teachers
- It includes the same measures (whenever possible) for each teacher

At this point, the evaluator should have calculated or received individual scores for the following measures: Teacher Effectiveness Rubric (TER), Individual Growth Model (IGM) (if available), School-wide Learning Measure (SWL), and Student Learning Objectives (SLO). How these measures are weighted depends on a teacher’s mix of classes and the availability of growth data. Teachers fall into one of three groups (further definitions of these groups can be found in the Glossary).



Each group of teachers has a separate weighting scheme. Each is summarized in the charts below.

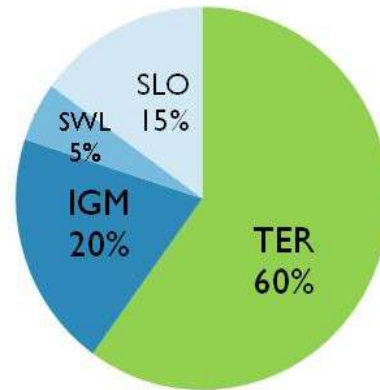
Key:

**TER – Teacher Effectiveness Rubric**      **IGM – Individual Growth Model Data**  
**SWL – School-wide Learning Measure**    **SLO – Student Learning Objectives**

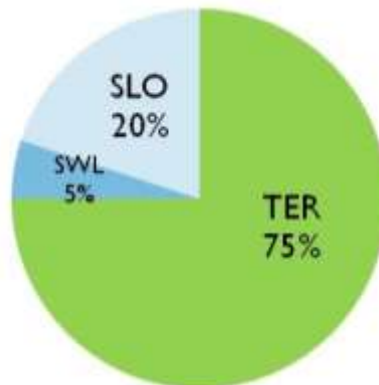
**Group 1: Teachers who have individual growth model data for at least half of classes taught**



**Group 2: Teachers who have individual growth model data for fewer than half of classes taught (but at least one class with growth model data)**



**Group 3 Teachers: Teachers who do not teach any classes with growth model data**



Growth model and rubric data are given more weight because educators have more experience with these measures. Student Learning Objectives are a new and difficult process for many. This percentage may increase over time, once teachers and principals are given sufficient practice and training on writing rigorous Student Learning Objectives.

Compared across groups, the weighting looks as follows:

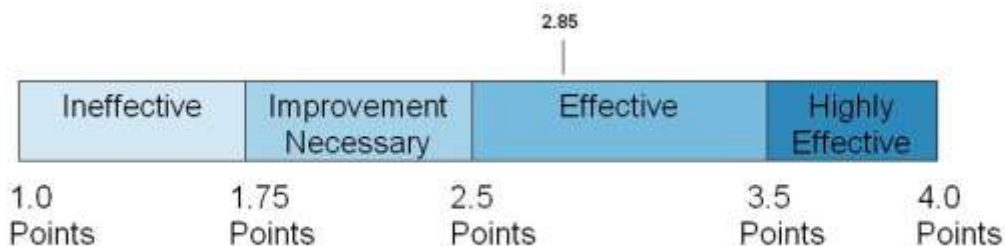
Component	G1: Half or more GM classes	G2: Less than half GM classes	G3: Non GM classes only
Teacher Effectiveness Rubric	50%	60%	75%
Individual Growth Model Data	35%	20%	N/A
Student Learning Objectives	10%	15%	20%
School wide Learning Measure	5%	5%	5%

Once the weights are applied appropriately, an evaluator will have a final decimal number. Below is an example from a Group 1 teacher:

Component	Raw Score	Weight	Weighted Score
Teacher Effectiveness Rubric	2.6	X 50%	= 1.3
Individual Growth Model Data	3	X 35%	= 1.05
Student Learning Objectives	4	X 10%	=0.4
School wide Learning Measure	2	X 5%	=0.1
<b>Sum of the Weighted Scores</b>			<b>2.85</b>

\* To get the final weighted score, simply sum the weighted scores from each component.

This final weighted score is then translated into a rating on the following scale.



Note: Borderline points always round up.

The score of 2.85 maps to a rating of “Effective”. Primary evaluators should meet with teachers in a summative conference to discuss all the information collected in addition to the final rating. A summative evaluation form to help guide this conversation is provided in Appendix B. The summative conference may occur at the end of the school year in the spring, or when teachers return in the fall, depending on the availability of data for the individual teacher.

## Glossary of RISE Terms

**Achievement:** Defined as meeting a uniform and pre-determined level of mastery on subject or grade level standards. Achievement is a set point or “bar” that is the same for all students, regardless of where they begin.

**Beginning-of-Year Conference:** A conference in the fall during which a teacher and primary evaluator discuss the teacher’s prior year performance and Professional Development Plan (if applicable). In some cases, this conference may double as the “Summative Conference” as well.

**Competency:** There are nineteen competencies, or skills of an effective teacher, in the Indiana Teacher Effectiveness Rubric. These competencies are split between the four domains. Each competency has a list of observable indicators for evaluators to look for during an observation.

**Corporation-Wide Assessment:** A common assessment given to all schools in the corporation. This assessment may have either been created by teachers within the corporation or purchased from an assessment vendor. This may also be an optional state assessment that the corporation chooses to administer corporation-wide (ex. Acuity, mCLASS, etc).

**Domain:** There are four domains, or broad areas of instructional focus, included in the Indiana Teacher Effectiveness Rubric: Planning, Instruction, Leadership, and Core Professionalism. Under each domain, competencies describe the essential skills of effective instruction.

**End-of-Course Assessment:** An assessment given at the end of the course to measure mastery in a given content area. The state currently offers end-of-course assessments in Algebra I, English 10, and Biology I. However, many districts and schools have end-of-course assessments that they have created on their own.

**End-of-Year Conference:** A conference in the spring during which the teacher and primary evaluator discuss the teacher’s performance on the Teacher Effectiveness Rubric. In some cases, this conference may double as the “Summative Conference” as well.

**Extended Observation:** An observation lasting a minimum of 40 minutes. Extended observations can be announced or unannounced, and are accompanied by optional pre-conferences and mandatory post-conferences including written feedback within five school days of the observation.

**Group 1 Teacher:** For the purpose of summative weighting, a group 1 teacher is a teacher for whom half or more of their “classes” have growth model data. More specifically, this includes any teacher in grades 4-8 that teaches both ELA and Math OR any teacher in grades 4-8 that teaches either ELA or Math for half or more of time spent teaching during the day.

**Group 2 Teacher:** For the purpose of summative weighting, a group 2 teacher is a teacher who does not qualify as a group 1 teacher and for whom less than half of their “classes” have growth model data.



More specifically, this includes any teacher in grades 4-8 that teaches either ELA or Math for less than half of time spent teaching during the day.

**Group 3 Teacher:** For the purpose of summative weighting, a group 3 teacher is a teacher for whom none of their classes have growth model data. This currently represents all PK-3<sup>rd</sup> teachers and all high school teachers. It also may represent any teachers in grades 4-8 that teach neither math nor ELA.

**Growth:** Improving skills required to achieve mastery on a subject or grade-level standard over a period of time. Growth differentiates mastery expectations based on baseline performance.

**Indiana Growth Model:** The IN Growth Model rating is calculated by measuring the progress of students in a teacher's class to students throughout the state who have the same score history (their academic peers). Most teachers will have a small component of their evaluation based on school-wide growth model data. Individual growth model data currently only exists for teachers in grades 4-8 ELA/Math.

**Indiana Teacher Effectiveness Rubric:** The Indiana Teacher Effectiveness Rubric was written by an evaluation committee of education stakeholders from around the state. The rubric includes nineteen competencies and three primary domains: Planning, Instruction, and Leadership. It also includes a fourth domain: Core Professionalism, used to measure the fundamental aspects of teaching, such as attendance.

**Indiana Teacher Evaluation Cabinet:** A group of educators from across the state, more than half of whom have won awards for teaching, who helped design the RISE model, including the Indiana Teacher Effectiveness Rubric.

**Indicator:** These are observable pieces of information for evaluators to look for during an observation. Indicators are listed under each competency in the Indiana Teacher Effectiveness Rubric.

**ISTEP+:** A statewide assessment measuring proficiency in Math and English Language Arts in grades 3-8, Social Studies in grades 5 and 7, and Science in grades 4 and 6. The Indiana Growth model uses ISTEP scores in Math and ELA to report student growth for these two subjects in grades 4-8.

**Mid-Year Conference:** An optional conference in the middle of the year in which the primary evaluator and teacher meet to discuss performance thus far.

**Post-Conference:** A mandatory conference that takes place after an extended observation during which the evaluator provides feedback verbally and in writing to the teacher.

**Pre-Conference:** An optional conference that takes place before an extended observation during which the evaluator and teacher discuss important elements of the lesson or class that might be relevant to the observation.

**Primary Evaluator:** The person chiefly responsible for evaluating a teacher. This evaluator approves Professional Development Plans (when applicable) in the fall and assigns the summative rating in the

spring. Each teacher has only one primary evaluator. The primary evaluator must perform a minimum of one extended and one short observation.

**Professional Development Goals:** These goals, identified through self-assessment and reviewing prior evaluation data, are the focus of the teacher’s Professional Development Plan over the course of the year. Each goal will be specific and measurable, with clear benchmarks for success.

**Professional Development Plan:** The individualized plan for educator professional development based on prior performance. Each plan consists of Professional Development Goals and clear action steps for how each goal will be met. The only teachers in RISE who must have a Professional Development Plan are those who received a rating of Improvement Necessary or Ineffective the previous year.

**Professional Judgment:** A primary evaluator’s ability to look at information gathered and make an informed decision on a teacher’s performance without a set calculation in place. Primary evaluators will be trained on using professional judgment to make decisions.

**Professional Practice:** Professional Practice is the first of two major components of the summative evaluation score (the other is Student Learning). This component consists of information gathered through observations using the Indiana Teacher Effectiveness Rubric and conferences during which evaluators and teachers may review additional materials.

**School-Wide Assessment:** A school-wide assessment is common to one school, but not given across schools. It is usually created by a team of teachers within the school, but may have been purchased from an outside vendor. It is administered to all students in a given grade or subject. For an assessment to be considered school-wide, it must be given by more than one teacher.

**Secondary Evaluator:** An evaluator whose observations, feedback, and information gathering informs the work of a primary evaluator.

**Short Observation:** An unannounced observation lasting a minimum of 10 minutes. There are no conferencing requirements for short observations. Feedback in writing must be delivered within two school days.

**Statewide Assessment:** A statewide assessment refers to any mandatory assessment offered by the state. Examples of this in Indiana include: ISTEP, ECAs, LAS Links, etc.

**Student Learning Objective:** A long-term academic goal that teachers and evaluators set for groups of students. It must be specific and measureable using the most rigorous assessment available, based on available prior student learning data, aligned to state standards, and based on student progress and achievement.

**Student Learning:** Student Learning is the second major component of the summative evaluation score (the first is Professional Practice). Student Learning is measured by a teacher’s individual Indiana Growth Model data (when available), school-wide Indiana Growth Model data, and Student Learning Objectives.

These elements of student learning are weighted differently depending on the mix of classes a teacher teaches.

**Summative Conference:** A conference where the primary evaluator and teacher discuss performance from throughout the year leading to a summative rating. This may occur in the spring if all data is available for scoring (coinciding with the End-of-Year Conference), or in the fall if pertinent data isn't available until the summer (coinciding with the Beginning-of-Year Conference).

**Summative Rating:** The final summative rating is a combination of a teacher's Professional Practice rating and the measures of Student Learning. These elements of the summative rating are weighted differently depending on the mix of classes a teacher teaches. The final score is mapped on to a point scale. The points correspond to the four summative ratings: Highly Effective, Effective, Improvement Necessary, and Ineffective.

**Teacher-Created Assessment:** A teacher-created assessment is an individual exam developed and administered by an individual teacher. Please note that a teacher-created assessment does not refer to an assessment created by and administered by *groups* of teachers (see school-wide assessment)

## Appendix A – Allowable Modifications to RISE

Corporations that follow the RISE guidelines and use both this handbook and the Student Learning Objectives handbook exactly as written are considered to be using the *RISE Evaluation and Development System*.

If a corporation chooses to make minor edits to the RISE system, the system must then be titled “(Corporation name) RISE”, and should be labeled as such on all materials. The edited system must meet the following minimum requirements listed below to use the name RISE:

- Professional Practice Component
  - Minimum number of short and extended observations
  - Minimum length for short and extended observations
  - Minimum requirements around feedback and conferencing
  - Use of the Teacher Effectiveness Rubric with all domains and competencies
  - Scoring weights for all Professional Practice domains, including Core Professionalism
  - Use of optional RISE observation/conferencing forms OR similarly rigorous forms (not checklists)
- Measures of Student Learning
  - Three measures of student learning as outlined in the RISE system
  - All minimum requirements around Student Learning Objectives, including, but not limited to (see Student Learning Objective handbook for details):
    - Assessments
    - Number of objectives
    - Population targets for objectives
    - Process steps
    - Weight of objectives
- Summative Scoring
  - Weights assigned to components of the summative model
  - Definition of groups of teachers for weighting purposes

If a corporation chooses to deviate from any of the minimum requirements of the most recent version of RISE (found at [www.riseindiana.org](http://www.riseindiana.org)), the corporation may no longer use the name “RISE Corporations can give any alternative title to their system, and may choose to note that the system has been “adapted from Indiana RISE”.

## Appendix B – Optional Observation and Conferencing Forms

All forms in this appendix are optional and are not required to be used when implementing RISE. Although evaluators should use a form that best fits their style, some types of forms are better than others. For example, the best observation forms allow space for observers to write down clear evidence of teacher and student practice. One such form is included below, but there are many other models/types of forms that may be used. Using checklists for observation purposes is not recommended, however, as this does not allow the evaluator to clearly differentiate between four levels of performance with supporting evidence.

## Optional Observation Mapping Form 1 – By Competency

**Note: It is not expected that every competency be observed during every observation. This form may be used for formal or informal observations per evaluator preference.**

SCHOOL: \_\_\_\_\_

OBSERVER: \_\_\_\_\_

TEACHER: \_\_\_\_\_

GRADE/SUBJECT: \_\_\_\_\_

DATE OF OBSERVATION: \_\_\_\_\_

START TIME: \_\_\_\_\_

END TIME: \_\_\_\_\_

2.1 OBJECTIVE	
Evidence	Indicator
2.2 CONTENT	
Evidence	Indicator

<b>2.3 ENGAGEMENT</b>	
<b>Evidence</b>	<b>Indicator</b>
<b>2.4 UNDERSTANDING</b>	
<b>Evidence</b>	<b>Indicator</b>
<b>2.5 MODIFY INSTRUCTION</b>	
<b>Evidence</b>	<b>Indicator</b>

<b>2.6 RIGOR</b>	
<b>Evidence</b>	<b>Indicator</b>
<b>2.7 MAXIMIZE INSTRUCTIONAL TIME</b>	
<b>Evidence</b>	<b>Indicator</b>
<b>2.8 CLASSROOM CULTURE</b>	
<b>Evidence</b>	<b>Indicator</b>



2.9 HIGH EXPECTATIONS	
Evidence	Indicator

Overall Strengths:

Overall Areas for Improvement:

## Optional Pre-Observation Form - Teacher

**Note: This form may be used in conjunction with a pre-conference, but can also be exchanged without a pre-conference prior to the observation.**

SCHOOL: \_\_\_\_\_ OBSERVER: \_\_\_\_\_  
TEACHER: \_\_\_\_\_ GRADE/SUBJECT: \_\_\_\_\_  
DATE AND PERIOD OF SCHEDULED OBSERVATION: \_\_\_\_\_

Dear Teacher,

In preparation for your formal observation, please answer the questions below and attach any requested material.

- 1) What learning objectives or standards will you target during this class?
  
  
  
  
  
  
  
  
  
  
- 2) How will you know if students are mastering/have mastered the objective?
  
  
  
  
  
  
  
  
  
  
- 3) Is there anything you would like me to know about this class in particular?
  
  
  
  
  
  
  
  
  
  
- 4) Are there any skills or new practices you have been working on that I should look for?

Please attach the following items for review prior to your scheduled observation:

## Optional Post-Observation Form - Evaluators

**Instructions: The primary post-observation document should simply be a copy of the observation notes taken in the classroom. This form is designed to summarize and supplement the notes.**

SCHOOL: \_\_\_\_\_

OBSERVER: \_\_\_\_\_

TEACHER: \_\_\_\_\_

GRADE/SUBJECT: \_\_\_\_\_

DATE OF OBSERVATION: \_\_\_\_\_

START TIME: \_\_\_\_\_

END TIME: \_\_\_\_\_

Domain 2: Areas of Strength Observed in the Classroom (identify specific competencies):

Domain 2: Areas for Improvement Observed in the Classroom (identify specific competencies):

Domain 1: Analysis of information (including strengths and weaknesses) in Planning:

Domain 3: Analysis of information (including strengths and weaknesses) in Leadership:

Action Steps for Teacher Areas of Improvement:

*This section should be written by the teacher and evaluator during the post-conference.*

## Optional Post-Observation Form – Teacher

SCHOOL: \_\_\_\_\_

OBSERVER: \_\_\_\_\_

TEACHER: \_\_\_\_\_

GRADE/SUBJECT: \_\_\_\_\_

DATE OF OBSERVATION: \_\_\_\_\_

START TIME: \_\_\_\_\_

END TIME: \_\_\_\_\_

Dear Teacher,

In preparation for our post-conference, please complete this questionnaire and bring it with you when we meet. Your honesty is appreciated and will help us to have a productive conversation about your performance and areas for improvement.

- 1) How do you think the lesson went? What went well and what didn't go so well?
  
  
  
  
  
  
  
  
  
  
- 2) Did you accomplish all that you wanted to in terms of students mastering the objectives of the lesson? If not, why do you think it did not go as planned?
  
  
  
  
  
  
  
  
  
  
- 3) If you were to teach this lesson again, what would you do differently?
  
  
  
  
  
  
  
  
  
  
- 4) Did the results of this lesson influence or change your planning for future lessons?

## Optional Mid-Year Professional Practice Check-In Form

SCHOOL: \_\_\_\_\_

SUMMATIVE EVALUATOR: \_\_\_\_\_

TEACHER: \_\_\_\_\_

GRADE/SUBJECT: \_\_\_\_\_

DATE: \_\_\_\_\_

**Note: Mid-year check-in conferences are optional for any teacher without a professional development plan, but can be helpful for evaluators to assess what information still needs to be collected, and for teachers to understand how they are performing thus far. It should be understood that the mid-year rating is only an assessment of the first part of the year and does not necessarily correspond to the end-of-year rating. If there has not yet been enough information to give a mid-year rating, circle N/A.**

Number of Formal Observations Prior to Mid-Year Check-in: \_\_\_\_\_

Number of Informal Observations Prior to Mid-Year Check-in: \_\_\_\_\_

Domain 1: Planning	Mid-Year Assessment of Domain 1
1.1 Utilize Assessment Data to Plan 1.2 Set Ambitious and Measurable Achievement Goals 1.3 Develop Standards-Based Unit Plans and Assessments 1.4 Create Objective-Driven Lesson Plans and Assessments 1.5 Track Student Data and Analyze Progress	
<b>Mid-Year Rating (Circle One)</b>	<b>4 – High. Eff. 3 – Eff. 2- Improv. Nec 1 – Ineff. N/A</b>

Domain 2: Instruction	Mid-Year Assessment of Domain 2
2.1 Develop Student Understanding and Mastery of Lesson Objectives	
<b>Mid-Year Rating (Circle One)</b>	<b>4 – High. Eff. 3 – Eff. 2- Improv. Nec 1 – Ineff. N/A</b>
2.2 Demonstrate and Clearly Communicate Content Knowledge to Students	
<b>Mid-Year Rating (Circle One)</b>	<b>4 – High. Eff. 3 – Eff. 2- Improv. Nec 1 – Ineff. N/A</b>
2.3 Engage Students in Academic Content	
<b>Mid-Year Rating (Circle One)</b>	<b>4 – High. Eff. 3 – Eff. 2- Improv. Nec 1 – Ineff. N/A</b>

2.4 Check for Understanding	
<b>Mid-Year Rating (Circle One)</b>	<b>4 – High. Eff. 3 – Eff. 2- Improv. Nec 1 – Ineff. N/A</b>
2.5 Modify Instruction as Needed	
<b>Mid-Year Rating (Circle One)</b>	<b>4 – High. Eff. 3 – Eff. 2- Improv. Nec 1 – Ineff. N/A</b>
2.6 Develop Higher Level Understanding Through Rigorous Instruction and Work	
<b>Mid-Year Rating (Circle One)</b>	<b>4 – High. Eff. 3 – Eff. 2- Improv. Nec 1 – Ineff. N/A</b>

2.7 Maximize Instructional Time	
<b>Mid-Year Rating (Circle One)</b>	<b>4 – High. Eff. 3 – Eff. 2- Improv. Nec 1 – Ineff. N/A</b>
2.8 Create Classroom Culture of Respect and Collaboration	
<b>Mid-Year Rating (Circle One)</b>	<b>4 – High. Eff. 3 – Eff. 2- Improv. Nec 1 – Ineff. N/A</b>
2.9 Set High Expectations for Academic Success	
<b>Mid-Year Rating (Circle One)</b>	<b>4 – High. Eff. 3 – Eff. 2- Improv. Nec 1 – Ineff. N/A</b>



<b>Domain 3: Leadership</b>	<b>Mid-Year Assessment of Domain 3</b>
<ul style="list-style-type: none"> <li>3.1 Contribute to School Culture</li> <li>3.2 Collaborate with Peers</li> <li>3.3 Seek Professional Skills and Knowledge</li> <li>3.4 Advocate for Student Success</li> <li>3.5 Engage Families in Student Learning</li> </ul>	
<b>Mid-Year Rating (Circle One)</b>	<b>4 – High. Eff. 3 – Eff. 2- Improv. Nec 1 – Ineff. N/A</b>
<b>Domain 4: Professionalism</b>	<b>Mid-Year Assessment of Domain 4</b>
<ul style="list-style-type: none"> <li>1. Attendance</li> <li>2. On-Time Arrival</li> <li>3. Policies and Procedures</li> <li>4. Respect</li> </ul>	
<b>Mid-Year Rating (Circle One)</b>	<b>Meets Standards      Does Not Meet Standards</b>

## Optional Summative Rating Form

SCHOOL: \_\_\_\_\_

SUMMATIVE EVALUATOR: \_\_\_\_\_

TEACHER: \_\_\_\_\_

GRADE/SUBJECT: \_\_\_\_\_

DATE: \_\_\_\_\_

**Note:** Prior to the summative conference, evaluators should complete this form based on information collected and assessed throughout the year. A copy should be given to the teacher for discussion during the summative conference. For more information on the Student Learning Objectives component of this form, see the Student Learning Objectives Handbook.

### Teacher Effectiveness Rubric Scoring

Number of Formal Observations: \_\_\_\_\_

Number of Informal Observations: \_\_\_\_\_

Domain 1: Planning	Competency Rating	Final Assessment of Domain 1
1.1 Utilize Assessment Data to Plan	1.1: _____	
1.2 Set Ambitious and Measurable Achievement Goals	1.2: _____	
1.3 Develop Standards-Based Unit Plans and Assessments	1.3: _____	
1.4 Create Objective-Driven Lesson Plans and Assessments	1.4: _____	
1.5 Track Student Data and Analyze Progress	1.5: _____	
<b>Final Rating (Circle One)</b>		<b>4 – High. Eff. 3 – Eff. 2- Improv. Nec 1 – Ineff.</b>

Domain 2: Instruction	Competency Rating	Final Assessment of Domain 2
2.1 Develop Student Understanding and Mastery of Lesson Objectives	2.1: _____	
2.2 Demonstrate and Clearly Communicate Content Knowledge to Students	2.2: _____	
2.3 Engage Students in Academic Content	2.3: _____	
2.4 Check for Understanding	2.4: _____	
2.5 Modify Instruction as Needed	2.5: _____	
2.6 Develop Higher Level Understanding Through Rigorous Instruction and Work	2.6: _____	
2.7 Maximize Instructional Time	2.7: _____	
2.8 Create Classroom Culture of Respect and Collaboration	2.8: _____	
2.9 Set High Expectations for Academic Success	2.9: _____	
<b>Final Rating (Circle One)</b>	<b>4 – High. Eff. 3 – Eff. 2- Improv. Nec 1 – Ineff.</b>	

Domain 3: Leadership	Competency Rating	Final Assessment of Domain 3
3.1 Contribute to School Culture	3.1: _____	
3.2 Collaborate with Peers	3.2: _____	
3.3 Seek Professional Skills and Knowledge	3.1: _____	
3.4 Advocate for Student Success	3.4: _____	
3.5 Engage Families in Student Learning	3.5: _____	
<b>Final Rating (Circle One)</b>		<b>4 – High. Eff. 3 – Eff. 2- Improv. Nec 1 – Ineff.</b>

*Domains 1-3 Weighted Scores*

Domain	Rating (1-4)	Weight	Weighted Rating
Domain 1		10%	
Domain 2		75%	
Domain 3		15%	

**Final Score for Domains 1-3:**

Follow the following formula to calculate by hand:

- 1) Rating \* % Weight = Weighted Rating
- 2) Sum of Weighted Ratings = Final Score for Domains 1-3

**Final Teacher Effectiveness Rubric Score, Domains 1-3: \_\_\_\_\_**

Domain 4: Professionalism	Final Assessment of Domain 4	
1. Attendance 2. On-Time Arrival 3. Policies and Procedures 4. Respect		
<b>Final Rating (Circle One)</b>	<b>Meets Standards</b>	<b>Does Not Meet Standards</b>

*Final Teacher Effectiveness Rubric Score*

Directions: If the teacher “Meets Standards” above, deduct 0 points. The final Teacher Effectiveness Rubric score remains the same as in the previous step. If the teacher “Does Not Meet Standards”, deduct 1 point from the score calculated in the previous step.

**Final Teacher Effectiveness Rubric Score:** \_\_\_\_\_

## Student Learning Objectives

### *Class Objective*

	Highly Effective (4)	Effective (3)	Improvement Necessary (2)	Ineffective (1)
What was the teacher's Class Learning Objective?				

Content Mastery Standard	Number of Students Who Achieved Mastery	Number of Students in Course	Percentage of Students Who Achieved Mastery

Were there any important changes to the population of students in the targeted class (e.g., attendance problems, significant issues/changes to specific students) that you considered when rating the class objective? If so, state them below.

Based on the above table, the teacher's Class Student Learning Objective, and your professional judgment, indicate the appropriate performance level

Ineffective       Improvement Necessary       Effective       Highly Effective

*Targeted Objective*

<b>Targeted Learning Objective</b>	What was the teacher's Targeted Objective Learning Goal for the targeted students?
------------------------------------	--

Did the teacher meet this objective?                      Met Objective                       Did Not Meet Objective

What evidence did you use to determine whether the teacher “surpassed goal or otherwise demonstrated outstanding student mastery or progress?”

Based on the teacher's Targeted Student Learning Objective, the evidence discussed above, and your professional judgment, indicate the appropriate performance level:

Ineffective                       Improvement Necessary                       Effective                       Highly Effective

### Student Learning Objectives Weighted Scores

Objective	Rating (1-4)	Weight	Weighted Rating
Class		50%	
Targeted		50%	
Final Student Learning Objectives Score:			

Follow the following formula to calculate by hand:

- 1) Rating \* % Weight = Weighted Rating
- 2) Sum of Weighted Ratings = Final Student Learning Objectives Score

**Final Student Learning Objectives Score:** \_\_\_\_\_

### Final Summative Rating

Circle the group to which the teacher belongs. Then use the appropriate weights to calculate the final rating:

**Group 1**

**Group 2**

**Group 3**

Choose only one set of weights					
Measure	Rating (1-4)	GROUP 1	GROUP 2	GROUP 3	Weighted Rating
		Weights	Weights	Weights	
Teacher Effectiveness Rubric		50%	60%	75%	
Indiana Growth Model		35%	20%	---	
Student Learning Objectives		10%	15%	20%	
School-wide Learning Measure*		5%	5%	5%	
Final Summative Score:					

\* All teachers in the same school should have the same rating on this measure

Follow the following formula to calculate by hand:

- 1) Rating \* % Weight = Weighted Rating
- 2) Sum of Weighted Ratings = Final Summative Score

**Final Summative Evaluation Score:** \_\_\_\_\_



Use the chart below and the Final Summative Evaluation Score to determine the teacher’s final rating.

Ineffective	Improvement Necessary	Effective	Highly Effective	
1.0 Points	1.75 Points	2.5 Points	3.5 Points	4.0 Points

Note: Borderline points always round up.

**Final Summative Rating:**

- |                                      |  |
|--------------------------------------|--|
| <input type="checkbox"/> Ineffective | <input type="checkbox"/> Improvement Necessary |
| <input type="checkbox"/> Effective   | <input type="checkbox"/> Highly Effective      |

**Teacher Signature**

I have met with my evaluator to discuss the information on this form and have received a copy.

Signature: \_\_\_\_\_

Date: \_\_\_\_\_

**Evaluator Signature**

I have met with this teacher to discuss the information on this form and provided a copy.

Signature: \_\_\_\_\_

Date: \_\_\_\_\_

## Optional Professional Development Plan

Using relevant student learning data, evaluation feedback and previous professional development, establish areas of professional growth below. Although there is not a required number of goals in a professional development plan, you should set as many goals as appropriate to meet your needs. In order to focus your efforts toward meeting all of your goals, it will be best to have no more than three goals at any given time. Each of your goals is important but you should rank your goals in order of priority. On the following pages, complete the growth plan form for each goal.

Goal	Achieved?
1.	
2.	
3.	

<b>Name:</b>			
<b>School:</b>			
<b>Grade Level(s):</b>		<b>Subject(s):</b>	
<b>Date Developed:</b>		<b>Date Revised:</b>	
<i>Primary Evaluator Approval</i>	X	<i>Teacher Approval</i>	X

Professional Growth Goal #1						
Overall Goal: <i>Using your most recent evaluation, identify a professional growth goal below. Identify alignment to rubric (domain and competency).</i>	Action Steps: <i>Include specific and measurable steps you will take to improve.</i>	Benchmarks and Data: <i>Set benchmarks to check your progress throughout the improvement timeline (no more than 90 school days for remediation plans). Also, include data you will use to ensure your progress is adequate at each benchmark.</i>			Evidence of Achievement: <i>How do you know that your goal has been met?</i>	
	Action Step 1	__/__/__	__/__/__	__/__/__	__/__/__	
		Data:	Data:	Data:	Data:	
	Action Step 2	__/__/__	__/__/__	__/__/__	__/__/__	
		Data:	Data:	Data:	Data:	

Professional Growth Goal #2						
Overall Goal: <i>Using your most recent evaluation, identify a professional growth goal below. Identify alignment to rubric (domain and competency).</i>	Action Steps: <i>Include specific and measurable steps you will take to improve.</i>	Benchmarks and Data: <i>Set benchmarks to check your progress throughout the improvement timeline (no more than 90 school days for remediation plans). Also, include data you will use to ensure your progress is adequate at each benchmark.</i>			Evidence of Achievement: <i>How do you know that your goal has been met?</i>	
	Action Step 1	__/__/__	__/__/__	__/__/__	__/__/__	
		Data:	Data:	Data:	Data:	
	Action Step 2	__/__/__	__/__/__	__/__/__	__/__/__	
Data:		Data:	Data:	Data:		

Professional Growth Goal #3						
Overall Goal: <i>Using your most recent evaluation, identify a professional growth goal below. Identify alignment to rubric (domain and competency).</i>	Action Steps: <i>Include specific and measurable steps you will take to improve.</i>	Benchmarks and Data: <i>Set benchmarks to check your progress throughout the improvement timeline (no more than 90 school days for remediation plans). Also, include data you will use to ensure your progress is adequate at each benchmark.</i>			Evidence of Achievement: <i>How do you know that your goal has been met?</i>	
	Action Step 1	__/__/__	__/__/__	__/__/__	__/__/__	
		Data:	Data:	Data:	Data:	
	Action Step 2	__/__/__	__/__/__	__/__/__	__/__/__	
		Data:	Data:	Data:	Data:	

## Appendix C – Indiana Teacher Effectiveness Rubric

On the following page, you will find the Indiana Teacher Effectiveness Rubric. Visit [www.riseindiana.org](http://www.riseindiana.org) for versions of the rubric that are printable on 8.5" x 11" paper.



Indiana Department of Education

# Indiana Teacher Effectiveness Rubric 2.0

This document contains no modifications from Version 1.0. It is labeled Version 2.0 to maintain labeling consistency across materials.

## DOMAIN 1: PURPOSEFUL PLANNING

Teachers use Indiana content area standards to develop a rigorous curriculum relevant for all students: building meaningful units of study, continuous assessments and a system for tracking student progress as well as plans for accommodations and changes in response to a lack of student progress.

Competencies		Highly Effective (4)	Effective (3)	Improvement Necessary (2)	Ineffective (1)
1.1	<b>Utilize Assessment Data to Plan</b>	<p><b>At Level 4, a teacher fulfills the criteria for Level 3 and additionally:</b></p> <ul style="list-style-type: none"> <li>- Incorporates differentiated instructional strategies in planning to reach every student at his/her level of understanding</li> </ul>	<p><b>Teacher uses prior assessment data to formulate:</b></p> <ul style="list-style-type: none"> <li>- Achievement goals, unit plans, AND lesson plans</li> </ul>	<p><b>Teacher uses prior assessment data to formulate:</b></p> <ul style="list-style-type: none"> <li>- Achievement goals, unit plans, OR lesson plans, but not all of the above</li> </ul>	Teacher rarely or never uses prior assessment data when planning.
1.2	<b>Set Ambitious and Measurable Achievement Goals</b>	<p><b>At Level 4, a teacher fulfills the criteria for Level 3 and additionally:</b></p> <ul style="list-style-type: none"> <li>- Plans an <u>ambitious</u> annual student achievement goal</li> </ul>	<p><b>Teacher develops an annual student achievement goal that is:</b></p> <ul style="list-style-type: none"> <li>- Measurable;</li> <li>- Aligned to content standards; AND</li> <li>- Includes benchmarks to help monitor learning and inform interventions throughout the year</li> </ul>	<p><b>Teacher develops an annual student achievement goal that is:</b></p> <ul style="list-style-type: none"> <li>- Measurable</li> </ul> <p><b>The goal may not:</b></p> <ul style="list-style-type: none"> <li>- Align to content standards; OR</li> <li>- Include benchmarks to help monitor learning and inform interventions throughout the year</li> </ul>	Teacher rarely or never develops achievement goals for the class OR goals are developed, but are extremely general and not helpful for planning purposes
1.3	<b>Develop Standards-Based Unit Plans and Assessments</b>	<p><b>At Level 4, a teacher fulfills the criteria for Level 3 and additionally:</b></p> <ul style="list-style-type: none"> <li>- Creates well-designed unit assessments that align with an end of year summative assessment (either state, district, or teacher created)</li> <li>- Anticipates student reaction to content; allocation of time per unit is flexible and/or reflects level of difficulty of each unit</li> </ul>	<p><b>Based on achievement goals, teacher plans units by:</b></p> <ul style="list-style-type: none"> <li>- Identifying content standards that students will master in each unit</li> <li>-Creating assessments before each unit begins for backwards planning</li> <li>- Allocating an instructionally appropriate amount of time for each unit</li> </ul>	<p><b>Based on achievement goals, teacher plans units by:</b></p> <ul style="list-style-type: none"> <li>- Identifying content standards that students will master in each unit</li> </ul> <p><b>Teacher may not:</b></p> <ul style="list-style-type: none"> <li>-Create assessments before each unit begins for backwards planning</li> <li>- Allocate an instructionally appropriate amount of time for each unit</li> </ul>	Teacher rarely or never plans units by identifying content standards that students will master in each unit OR there is little to no evidence that teacher plans units at all.



1.4	<b>Create Objective-Driven Lesson Plans and Assessments</b>	<p><b>At Level 4, a teacher fulfills the criteria for Level 3 and additionally:</b></p> <ul style="list-style-type: none"> <li>- Plans for a variety of differentiated instructional strategies, anticipating where these will be needed to enhance instruction</li> <li>- Incorporates a variety of informal assessments/checks for understanding as well as summative assessments where necessary and uses all assessments to directly inform instruction</li> </ul>	<p><b>Based on unit plan, teacher plans daily lessons by:</b></p> <ul style="list-style-type: none"> <li>- Identifying lesson objectives that are aligned to state content standards.</li> <li>- Matching instructional strategies as well as meaningful and relevant activities/assignments to the lesson objectives</li> <li>- Designing formative assessments that measure progress towards mastery and inform instruction</li> </ul>	<p><b>Based on unit plan, teacher plans daily lessons by:</b></p> <ul style="list-style-type: none"> <li>- Identifying lesson objectives that are aligned to state content standards</li> <li>- Matching instructional strategies and activities/assignments to the lesson objectives.</li> </ul> <p><b>Teacher may not:</b></p> <ul style="list-style-type: none"> <li>- Design assignments that are meaningful or relevant</li> <li>- Plan formative assessments to measure progress towards mastery or inform instruction.</li> </ul>	Teacher rarely or never plans daily lessons OR daily lessons are planned, but are thrown together at the last minute, thus lacking meaningful objectives, instructional strategies, or assignments.
1.5	<b>Track Student Data and Analyze Progress</b>	<p><b>At Level 4, a teacher fulfills the criteria for Level 3 and additionally:</b></p> <ul style="list-style-type: none"> <li>- Uses daily checks for understanding for additional data points</li> <li>- Updates tracking system daily</li> <li>- Uses data analysis of student progress to drive lesson planning for the following day</li> </ul>	<p><b>Teacher uses an effective data tracking system for:</b></p> <ul style="list-style-type: none"> <li>- Recording student assessment/ progress data</li> <li>- Analyzing student progress towards mastery and planning future lessons/units accordingly</li> <li>- Maintaining a grading system aligned to student learning goals</li> </ul>	<p><b>Teacher uses an effective data tracking system for:</b></p> <ul style="list-style-type: none"> <li>- Recording student assessment/ progress data</li> <li>- Maintaining a grading system</li> </ul> <p><b>Teacher may not:</b></p> <ul style="list-style-type: none"> <li>- Use data to analyze student progress towards mastery or to plan future lessons/units</li> <li>- Have grading system that appropriately aligns with student learning goals</li> </ul>	Teacher rarely or never uses a data tracking system to record student assessment/progress data and/or has no discernable grading system

## DOMAIN 2: EFFECTIVE INSTRUCTION

Teachers facilitate student academic practice so that all students are participating and have the opportunity to gain mastery of the objectives in a classroom environment that fosters a climate of urgency and expectation around achievement, excellence and respect.

Competency	Highly Effective (4)	Effective (3)	Improvement Necessary (2)	Ineffective (1)
<b>Competency 2.1:</b>  <b>Develop student understanding and mastery of lesson objectives</b>	Teacher is highly effective at developing student understanding and mastery of lesson objectives  <i>For Level 4, much of the Level 3 evidence is observed during the year, as well as some of the following:</i>  - Students can explain what they are learning and why it is important, beyond repeating the stated objective  - Teacher effectively engages prior knowledge of students in connecting to lesson. Students demonstrate through work or comments that they understand this connection	Teacher is effective at developing student understanding and mastery of lesson objectives  - Lesson objective is specific, measurable, and aligned to standards. It conveys what students are learning and what they will be able to do by the end of the lesson  - Objective is written in a student-friendly manner and/or explained to students in easy- to- understand terms  - Importance of the objective is explained so that students understand why they are learning what they are learning  - Lesson builds on students’ prior knowledge of key concepts and skills and makes this connection evident to students  - Lesson is well-organized to move students towards mastery of the objective	Teacher needs improvement at developing student understanding and mastery of lesson objectives  - Lesson objective conveys what students are learning and what they will be able to do by the end of the lesson, but may not be aligned to standards or measurable  - Objective is stated, but not in a student-friendly manner that leads to understanding  - Teacher attempts explanation of importance of objective, but students fail to understand  - Lesson generally does not build on prior knowledge of students or students fail to make this connection  - Organization of the lesson may not always be connected to mastery of the objective	Teacher is ineffective at developing student understanding and mastery of lesson objectives  - Lesson objective is missing more than one component. It may not be clear about what students are learning or will be able to do by the end of the lesson.  - There may not be a clear connection between the objective and lesson, or teacher may fail to make this connection for students.  - Teacher may fail to discuss importance of objective or there may not be a clear understanding amongst students as to why the objective is important.  - There may be no effort to connect objective to prior knowledge of students  - Lesson is disorganized and does not lead to mastery of objective.

Notes:

1. One way in which an observer could effectively gather information to score this standard is through brief conversations with students (when appropriate).
2. In some situations, it may not be appropriate to state the objective for the lesson (multiple objectives for various “centers”, early-childhood inquiry-based lesson, etc). In these situations, the observer should assess whether or not students are engaged in activities that will lead them towards mastery of an objective, even if it is not stated.

Competency	Highly Effective (4)	Effective (3)	Improvement Necessary (2)	Ineffective (1)
<p><b>Competency 2.2:</b></p> <p><b>Demonstrate and Clearly Communicate Content Knowledge to Students</b></p>	<p>Teacher is highly effective at demonstrating and clearly communicating content knowledge to students</p> <p><i>For Level 4, much of the Level 3 evidence is observed during the year, as well as some of the following:</i></p> <ul style="list-style-type: none"> <li>- Teacher fully explains concepts in as direct and efficient a manner as possible, while still achieving student understanding</li> <li>- Teacher effectively connects content to other content areas, students’ experiences and interests, or current events in order to make content relevant and build interest</li> <li>- Explanations spark student excitement and interest in the content</li> <li>- Students participate in each others’ learning of content through collaboration during the lesson</li> <li>- Students ask higher-order questions and make connections independently, demonstrating that they understand the content at a higher level</li> </ul>	<p>Teacher is effective at demonstrating and clearly communicating content knowledge to students</p> <ul style="list-style-type: none"> <li>- Teacher demonstrates content knowledge and delivers content that is factually correct</li> <li>- Content is clear, concise and well-organized</li> <li>- Teacher restates and rephrases instruction in multiple ways to increase understanding</li> <li>- Teacher emphasizes key points or main ideas in content</li> <li>- Teacher uses developmentally appropriate language and explanations</li> <li>- Teacher implements relevant instructional strategies learned via professional development</li> </ul>	<p>Teacher needs improvement at demonstrating and clearly communicating content knowledge to students</p> <ul style="list-style-type: none"> <li>-Teacher delivers content that is factually correct</li> <li>- Content occasionally lacks clarity and is not as well organized as it could be</li> <li>- Teacher may fail to restate or rephrase instruction in multiple ways to increase understanding</li> <li>- Teacher does not adequately emphasize main ideas, and students are sometimes confused about key takeaways</li> <li>- Explanations sometimes lack developmentally appropriate language</li> <li>- Teacher does not always implement new and improved instructional strategies learned via professional development</li> </ul>	<p>Teacher is ineffective at demonstrating and clearly communicating content knowledge to students</p> <ul style="list-style-type: none"> <li>- Teacher may deliver content that is factually incorrect</li> <li>- Explanations may be unclear or incoherent and fail to build student understanding of key concepts</li> <li>- Teacher continues with planned instruction, even when it is obvious that students are not understanding content</li> <li>- Teacher does not emphasize main ideas, and students are often confused about content</li> <li>- Teacher fails to use developmentally appropriate language</li> <li>- Teacher does not implement new and improved instructional strategies learned via professional development</li> </ul>

Notes:

1. Content may be communicated by either direct instruction or guided inquiry depending on the context of the classroom or lesson.
2. If the teacher presents information with any mistake that would leave students with a significant misunderstanding at the end of the lesson, the teacher should be scored a Level 1 for this competency.
3. Instructional strategies learned via professional development may include information learned during instructional coaching sessions as well as mandatory or optional school or district-wide PD sessions.

Competency	Highly Effective (4)	Effective (3)	Improvement Necessary (2)	Ineffective (1)
<b>Competency 2.3:</b>	Teacher is highly effective at engaging students in academic content	Teacher is effective at engaging students in academic content	Teacher needs improvement at engaging students in academic content	Teacher is ineffective at engaging students in academic content
<b>Engage students in academic content</b>	<p><i>For Level 4, much of the Level 3 evidence is observed during the year, as well as some of the following:</i></p> <ul style="list-style-type: none"> <li>- Teacher provides ways to engage with content that significantly promotes student mastery of the objective</li> <li>- Teacher provides differentiated ways of engaging with content specific to individual student needs</li> <li>- The lesson progresses at an appropriate pace so that students are never disengaged, and students who finish early have something else meaningful to do</li> <li>- Teacher effectively integrates technology as a tool to engage students in academic content</li> </ul>	<ul style="list-style-type: none"> <li>- 3/4 or more of students are actively engaged in content at all times and not off-task</li> <li>- Teacher provides multiple ways, as appropriate, of engaging with content, all aligned to the lesson objective</li> <li>- Ways of engaging with content reflect different learning modalities or intelligences</li> <li>- Teacher adjusts lesson accordingly to accommodate for student prerequisite skills and knowledge so that all students are engaged</li> <li>- ELL and IEP students have the appropriate accommodations to be engaged in content</li> <li>- Students work hard and are deeply active rather than passive/receptive (See Notes below for specific evidence of engagement)</li> </ul>	<ul style="list-style-type: none"> <li>- Fewer than 3/4 of students are engaged in content and many are off-task</li> <li>- Teacher may provide multiple ways of engaging students, but perhaps not aligned to lesson objective or mastery of content</li> <li>- Teacher may miss opportunities to provide ways of differentiating content for student engagement</li> <li>- Some students may not have the prerequisite skills necessary to fully engage in content and teacher's attempt to modify instruction for these students is limited or not always effective</li> <li>- ELL and IEP students are sometimes given appropriate accommodations to be engaged in content</li> <li>- Students may appear to actively listen, but when it comes time for participation are disinterested in engaging</li> </ul>	<ul style="list-style-type: none"> <li>- Fewer than 1/2 of students are engaged in content and many are off-task</li> <li>- Teacher may only provide one way of engaging with content OR teacher may provide multiple ways of engaging students that are not aligned to the lesson objective or mastery of content</li> <li>- Teacher does not differentiate instruction to target different learning modalities</li> <li>- Most students do not have the prerequisite skills necessary to fully engage in content and teacher makes no effort to adjust instruction for these students</li> <li>- ELL and IEP students are not provided with the necessary accommodations to engage in content</li> <li>- Students do not actively listen and are overtly disinterested in engaging.</li> </ul>

Notes:

1. The most important indicator of success here is that students are actively engaged in the content. For a teacher to receive credit for providing students a way of engaging with content, students must be engaged in that part of the lesson.
2. Some observable evidence of engagement may include (but is not limited to): (a) raising of hands to ask and answer questions as well as to share ideas; (b) active listening (not off-task) during lesson; or (c) active participation in hands-on tasks/activities.
3. Teachers may provide multiple ways of engaging with content via different learning modalities (auditory, visual, kinesthetic/tactile) or via multiple intelligences (spatial, linguistic, musical, interpersonal, logical-mathematical, etc). It may also be effective to engage students via two or more strategies targeting the same modality.

Competency	Highly Effective (4)	Effective (3)	Improvement Necessary (2)	Ineffective (1)
<p><b>Competency 2.4:</b></p> <p><b>Check for Understanding</b></p>	<p>Teacher is highly effective at checking for understanding</p> <p><i>For Level 4, much of the Level 3 evidence is observed during the year, as well as some of the following:</i></p> <ul style="list-style-type: none"> <li>- Teacher checks for understanding at higher levels by asking pertinent, scaffold questions that push thinking; accepts only high quality student responses (those that reveal understanding or lack thereof)</li> <li>- Teacher uses open-ended questions to surface common misunderstandings and assess student mastery of material at a range of both lower and higher-order thinking</li> </ul>	<p>Teacher is effective at checking for understanding</p> <ul style="list-style-type: none"> <li>- Teacher checks for understanding at almost all key moments (when checking is necessary to inform instruction going forward)</li> <li>- Teacher uses a variety of methods to check for understanding that are successful in capturing an accurate “pulse” of the class’s understanding</li> <li>- Teacher uses wait time effectively both after posing a question and before helping students think through a response</li> <li>- Teacher doesn’t allow students to “opt-out” of checks for understanding and cycles back to these students</li> <li>- Teacher systematically assesses every student’s mastery of the objective(s) at the end of each lesson through formal or informal assessments (see note for examples)</li> </ul>	<p>Teacher needs improvement at checking for understanding</p> <ul style="list-style-type: none"> <li>- Teacher sometimes checks for understanding of content, but misses several key moments</li> <li>- Teacher may use more than one type of check for understanding, but is often unsuccessful in capturing an accurate “pulse” of the class’s understanding</li> <li>- Teacher may not provide enough wait time after posing a question for students to think and respond before helping with an answer or moving forward with content</li> <li>- Teacher sometimes allows students to "opt-out" of checks for understanding without cycling back to these students</li> <li>- Teacher may occasionally assess student mastery at the end of the lesson through formal or informal assessments.</li> </ul>	<p>Teacher is ineffective at checking for understanding</p> <ul style="list-style-type: none"> <li>- Teacher rarely or never checks for understanding of content, or misses nearly all key moments</li> <li>-Teacher does not check for understanding, or uses only one ineffective method repetitively to do so, thus rarely capturing an accurate "pulse" of the class's understanding</li> <li>- Teacher frequently moves on with content before students have a chance to respond to questions or frequently gives students the answer rather than helping them think through the answer.</li> <li>- Teacher frequently allows students to "opt-out" of checks for understanding and does not cycle back to these students</li> <li>- Teacher rarely or never assesses for mastery at the end of the lesson</li> </ul>

Notes:

1. Examples of times when checking for understanding may be useful are: before moving on to the next step of the lesson, or partway through independent practice.
2. Examples of how the teacher may assess student understanding and mastery of objectives:
  - Checks for Understanding: thumbs up/down, cold-calling
  - Do Nows, Turn and Talk/ Pair Share, Guided or Independent Practice, Exit Slips

Competency	Highly Effective (4)	Effective (3)	Improvement Necessary (2)	Ineffective (1)
<b>Competency 2.5:</b>  <b>Modify Instruction As Needed</b>	Teacher is highly effective at modifying instruction as needed	Teacher is effective at modifying instruction as needed	Teacher needs improvement at modifying instruction as needed	Teacher is ineffective at modifying instruction as needed
	<p><i>For Level 4, much of the Level 3 evidence is observed during the year, as well as some of the following:</i></p> <ul style="list-style-type: none"> <li>- Teacher anticipates student misunderstandings and preemptively addresses them</li> <li>- Teacher is able to modify instruction to respond to misunderstandings without taking away from the flow of the lesson or losing engagement</li> </ul>	<ul style="list-style-type: none"> <li>- Teacher makes adjustments to instruction based on checks for understanding that lead to increased understanding for most students</li> <li>- Teacher responds to misunderstandings with effective scaffolding techniques</li> <li>- Teacher doesn't give up, but continues to try to address misunderstanding with different techniques if the first try is not successful</li> </ul>	<ul style="list-style-type: none"> <li>- Teacher may attempt to make adjustments to instruction based on checks for understanding, but these attempts may be misguided and may not increase understanding for all students</li> <li>- Teacher may primarily respond to misunderstandings by using teacher-driven scaffolding techniques (for example, re-explaining a concept), when student-driven techniques could have been more effective</li> <li>- Teacher may persist in using a particular technique for responding to a misunderstanding, even when it is not succeeding</li> </ul>	<ul style="list-style-type: none"> <li>- Teacher rarely or never attempts to adjust instruction based on checks for understanding, and any attempts at doing so frequently fail to increase understanding for students</li> <li>- Teacher only responds to misunderstandings by using teacher-driven scaffolding techniques</li> <li>- Teacher repeatedly uses the same technique to respond to misunderstandings, even when it is not succeeding</li> </ul>

Notes:

1. In order to be effective at this competency, a teacher must have at least scored a 3 on competency 2.4 - in order to modify instruction as needed, one must first know how to check for understanding.
2. A teacher can respond to misunderstandings using “scaffolding” techniques such as: activating background knowledge, asking leading questions, breaking the task into small parts, using mnemonic devices or analogies, using manipulatives or hands-on models, using “think alouds”, providing visual cues, etc.

Competency	Highly Effective (4)	Effective (3)	Improvement Necessary (2)	Ineffective (1)
<b>Competency 2.6:</b>  <b>Develop Higher Level of Understanding through Rigorous Instruction and Work</b>	Teacher is highly effective at developing a higher level of understanding through rigorous instruction and work	Teacher is effective at developing a higher level of understanding through rigorous instruction and work	Teacher needs improvement at developing a higher level of understanding through rigorous instruction and work	Teacher is ineffective at developing a higher level of understanding through rigorous instruction and work
	<p><i>For Level 4, much of the Level 3 evidence is observed during the year, as well as some of the following:</i></p> <ul style="list-style-type: none"> <li>- Lesson is accessible and challenging to all students</li> <li>- Students are able to answer higher-level questions with meaningful responses</li> <li>- Students pose higher-level questions to the teacher and to each other</li> <li>- Teacher highlights examples of recent student work that meets high expectations; Insists and motivates students to do it again if not great</li> <li>- Teacher encourages students' interest in learning by providing students with additional opportunities to apply and build skills beyond expected lesson elements (e.g. extra credit or enrichment assignments)</li> </ul>	<ul style="list-style-type: none"> <li>- Lesson is accessible and challenging to almost all students</li> <li>- Teacher frequently develops higher-level understanding through effective questioning</li> <li>- Lesson pushes almost all students forward due to differentiation of instruction based on each student's level of understanding</li> <li>- Students have opportunities to meaningfully practice, apply, and demonstrate that they are learning</li> <li>- Teacher shows patience and helps students to work hard toward mastering the objective and to persist even when faced with difficult tasks</li> </ul>	<ul style="list-style-type: none"> <li>- Lesson is not always accessible or challenging for students</li> <li>- Some questions used may not be effective in developing higher-level understanding (too complex or confusing)</li> <li>- Lesson pushes some students forward, but misses other students due to lack of differentiation based on students' level of understanding</li> <li>- While students may have some opportunity to meaningfully practice and apply concepts, instruction is more teacher-directed than appropriate</li> <li>- Teacher may encourage students to work hard, but may not persist in efforts to have students keep trying</li> </ul>	<ul style="list-style-type: none"> <li>- Lesson is not aligned with developmental level of students (may be too challenging or too easy)</li> <li>- Teacher may not use questioning as an effective tool to increase understanding. Students only show a surface understanding of concepts.</li> <li>- Lesson rarely pushes any students forward. Teacher does not differentiate instruction based on students' level of understanding.</li> <li>- Lesson is almost always teacher directed. Students have few opportunities to meaningfully practice or apply concepts.</li> <li>- Teacher gives up on students easily and does not encourage them to persist through difficult tasks</li> </ul>

Notes:

1. Examples of types of questions that can develop higher-level understanding:

- Activating higher levels of inquiry on Bloom's taxonomy (using words such as "analyze", "classify", "compare", "decide", "evaluate", "explain", or "represent")
- Asking students to explain their reasoning
- Asking students to explain why they are learning something or to summarize the main idea
- Asking students to apply a new skill or concept in a different context
- Posing a question that increases the rigor of the lesson content
- Prompting students to make connections to previous material or prior knowledge

2. Higher-level questioning should result in higher-level student understanding. If it does not, credit should not be given.

3. Challenging tasks rather than questions may be used to create a higher-level of understanding, and if successful, should be credited in this competency

4. The frequency with which a teacher should use questions to develop higher-level understanding will vary depending on the topic and type of lesson.

Competency	Highly Effective (4)	Effective (3)	Improvement Necessary (2)	Ineffective (1)
<p><b>Competency 2.7:</b></p> <p><b>Maximize Instructional Time</b></p>	<p>Teacher is highly effective at maximizing instructional time</p> <p><i>For Level 4, much of the Level 3 evidence is observed during the year, as well as some of the following:</i></p> <ul style="list-style-type: none"> <li>- Routines, transitions, and procedures are well-executed. Students know what they are supposed to be doing and when without prompting from the teacher</li> <li>- Students are always engaged in meaningful work while waiting for the teacher (for example, during attendance)</li> <li>- Students share responsibility for operations and routines and work well together to accomplish these tasks</li> <li>- All students are on-task and follow instructions of teacher without much prompting</li> <li>- Disruptive behaviors and off-task conversations are rare; When they occur, they are always addressed without major interruption to the lesson</li> </ul>	<p>Teacher is effective at maximizing instructional time</p> <ul style="list-style-type: none"> <li>- Students arrive on-time and are aware of the consequences of arriving late (unexcused)</li> <li>- Class starts on-time</li> <li>- Routines, transitions, and procedures are well-executed. Students know what they are supposed to be doing and when with minimal prompting from the teacher</li> <li>- Students are only ever not engaged in meaningful work for brief periods of time (for example, during attendance)</li> <li>- Teacher delegates time between parts of the lesson appropriately so as best to lead students towards mastery of objective</li> <li>- Almost all students are on-task and follow instructions of teacher without much prompting</li> <li>- Disruptive behaviors and off-task conversations are rare; When they occur, they are almost always addressed without major interruption to the lesson.</li> </ul>	<p>Teacher needs improvement at maximizing instructional time</p> <ul style="list-style-type: none"> <li>- Some students consistently arrive late (unexcused) for class without consequences</li> <li>- Class may consistently start a few minutes late</li> <li>- Routines, transitions, and procedures are in place, but require significant teacher direction or prompting to be followed</li> <li>- There is more than a brief period of time when students are left without meaningful work to keep them engaged</li> <li>- Teacher may delegate lesson time inappropriately between parts of the lesson</li> <li>- Significant prompting from the teacher is necessary for students to follow instructions and remain on-task</li> <li>- Disruptive behaviors and off-task conversations sometimes occur; they may not be addressed in the most effective manner and teacher may have to stop the lesson frequently to address the problem.</li> </ul>	<p>Teacher is ineffective at maximizing instructional time</p> <ul style="list-style-type: none"> <li>- Students may frequently arrive late (unexcused) for class without consequences</li> <li>- Teacher may frequently start class late.</li> <li>- There are few or no evident routines or procedures in place. Students are unclear about what they should be doing and require significant direction from the teacher at all times</li> <li>- There are significant periods of time in which students are not engaged in meaningful work</li> <li>- Teacher wastes significant time between parts of the lesson due to classroom management.</li> <li>- Even with significant prompting, students frequently do not follow directions and are off-task</li> <li>- Disruptive behaviors and off-task conversations are common and frequently cause the teacher to have to make adjustments to the lesson.</li> </ul>

Notes:

1. The overall indicator of success here is that operationally, the classroom runs smoothly so that time can be spent on valuable instruction rather than logistics and discipline.
2. It should be understood that a teacher can have disruptive students no matter how effective he/she may be. However, an effective teacher should be able to minimize disruptions amongst these students and when they do occur, handle them without detriment to the learning of other students.



Competency	Highly Effective (4)	Effective (3)	Improvement Necessary (2)	Ineffective (1)
<p><b>Competency 2.8:</b></p> <p><b>Create Classroom Culture of Respect and Collaboration</b></p>	<p>Teacher is highly effective at creating a classroom culture of respect and collaboration</p> <p><i>For Level 4, much of the Level 3 evidence is observed during the year, as well as some of the following:</i></p> <ul style="list-style-type: none"> <li>- Students are invested in the academic success of their peers as evidenced by unprompted collaboration and assistance</li> <li>- Students reinforce positive character and behavior and discourage negative behavior amongst themselves</li> </ul>	<p>Teacher is effective at creating a classroom culture of respect and collaboration</p> <ul style="list-style-type: none"> <li>- Students are respectful of their teacher and peers</li> <li>- Students are given opportunities to collaborate and support each other in the learning process</li> <li>- Teacher reinforces positive character and behavior and uses consequences appropriately to discourage negative behavior</li> <li>- Teacher has a good rapport with students, and shows genuine interest in their thoughts and opinions</li> </ul>	<p>Teacher needs improvement at creating a classroom culture of respect and collaboration</p> <ul style="list-style-type: none"> <li>- Students are generally respectful of their teacher and peers, but may occasionally act out or need to be reminded of classroom norms</li> <li>- Students are given opportunities to collaborate, but may not always be supportive of each other or may need significant assistance from the teacher to work together</li> <li>- Teacher may praise positive behavior OR enforce consequences for negative behavior, but not both</li> <li>- Teacher may focus on the behavior of a few students, while ignoring the behavior (positive or negative) of others</li> </ul>	<p>Teacher is ineffective at creating a classroom culture of respect and collaboration</p> <ul style="list-style-type: none"> <li>- Students are frequently disrespectful of teacher or peers as evidenced by discouraging remarks or disruptive behavior</li> <li>- Students are not given many opportunities to collaborate OR during these times do not work well together even with teacher intervention</li> <li>- Teacher rarely or never praises positive behavior</li> <li>- Teacher rarely or never addresses negative behavior</li> </ul>

Notes:

1. If there is one or more instances of disrespect by the teacher toward students, the teacher should be scored a Level 1 for this standard.
2. Elementary school teachers more frequently will, and are sometimes required to have, expectations, rewards, and consequences posted visibly in the classroom. Whether or not these are visibly posted, it should be evident within the culture of the classroom that students understand and abide by a set of established expectations and are aware of the rewards and consequences of their actions.

Competency	Highly Effective (4)	Effective (3)	Improvement Necessary (2)	Ineffective (1)
<p><b>Competency 2.9:</b></p> <p><b>Set High Expectations for Academic Success</b></p>	<p>Teacher is highly effective at setting high expectations for academic success.</p> <p><i>For Level 4, much of the Level 3 evidence is observed during the year, as well as some of the following:</i></p> <ul style="list-style-type: none"> <li>- Students participate in forming academic goals for themselves and analyzing their progress</li> <li>- Students demonstrate high academic expectations for themselves</li> <li>- Student comments and actions demonstrate that they are excited about their work and understand why it is important</li> </ul>	<p>Teacher is effective at setting high expectations for academic success.</p> <ul style="list-style-type: none"> <li>- Teacher sets high expectations for students of all levels</li> <li>- Students are invested in their work and value academic success as evidenced by their effort and quality of their work</li> <li>- The classroom is a safe place to take on challenges and risk failure (students do not feel shy about asking questions or bad about answering incorrectly)</li> <li>- Teacher celebrates and praises academic work.</li> <li>- High quality work of all students is displayed in the classroom</li> </ul>	<p>Teacher needs improvement at setting high expectations for academic success.</p> <ul style="list-style-type: none"> <li>- Teacher may set high expectations for some, but not others</li> <li>- Students are generally invested in their work, but may occasionally spend time off-task or give up when work is challenging</li> <li>- Some students may be afraid to take on challenges and risk failure (hesitant to ask for help when needed or give-up easily)</li> <li>- Teacher may praise the academic work of some, but not others</li> <li>- High quality work of a few, but not all students, may be displayed in the classroom</li> </ul>	<p>Teacher is ineffective at setting high expectations for student success.</p> <ul style="list-style-type: none"> <li>- Teacher rarely or never sets high expectations for students</li> <li>- Students may demonstrate disinterest or lack of investment in their work. For example, students might be unfocused, off-task, or refuse to attempt assignments</li> <li>- Students are generally afraid to take on challenges and risk failure due to frequently discouraging comments from the teacher or peers</li> <li>- Teacher rarely or never praises academic work or good behavior</li> <li>- High quality work is rarely or never displayed in the classroom</li> </ul>

**Note:**

1. There are several ways for a teacher to demonstrate high expectations - through encouraging comments, higher-level questioning, appropriately rigorous assignments, expectations written and posted in the classroom, individual student work plans, etc.

### DOMAIN 3: Teacher Leadership

Teachers develop and sustain the intense energy and leadership within their school community to ensure the achievement of all students.

Competencies		Highly Effective (4)	Effective (3)	Improvement Necessary (2)	Ineffective (1)
3.1	<b>Contribute to School Culture</b>	<p><b>At Level 4, a teacher fulfills the criteria for Level 3 and additionally may:</b></p> <ul style="list-style-type: none"> <li>- Seek out leadership roles</li> <li>- Go above and beyond in dedicating time for students and peers outside of class</li> </ul>	<p><b>Teacher will:</b></p> <ul style="list-style-type: none"> <li>- Contribute ideas and expertise to further the schools' mission and initiatives</li> <li>- Dedicate time efficiently, when needed, to helping students and peers outside of class</li> </ul>	<p><b>Teacher will:</b></p> <ul style="list-style-type: none"> <li>- Contribute occasional ideas and expertise to further the school's mission and initiatives</li> </ul> <p><b>Teacher may not:</b></p> <ul style="list-style-type: none"> <li>- Frequently dedicates time to help students and peers efficiently outside of class</li> </ul>	Teacher rarely or never contributes ideas aimed at improving school efforts. Teacher dedicates little or no time outside of class towards helping students and peers.
3.2	<b>Collaborate with Peers</b>	<p><b>At Level 4, a teacher fulfills the criteria for Level 3 and additionally may:</b></p> <ul style="list-style-type: none"> <li>- Go above and beyond in seeking out opportunities to collaborate</li> <li>- Coach peers through difficult situations</li> <li>- Take on leadership roles within collaborative groups such as Professional Learning Communities</li> </ul>	<p><b>Teacher will:</b></p> <ul style="list-style-type: none"> <li>- Seek out and participate in regular opportunities to work with and learn from others</li> <li>- Ask for assistance, when needed, and provide assistance to others in need</li> </ul>	<p><b>Teacher will:</b></p> <ul style="list-style-type: none"> <li>- Participate in occasional opportunities to work with and learn from others</li> <li>- Ask for assistance when needed</li> </ul> <p><b>Teacher may not:</b></p> <ul style="list-style-type: none"> <li>- Seek to provide other teachers with assistance when needed OR</li> <li>- Regularly seek out opportunities to work with others</li> </ul>	Teacher rarely or never participates in opportunities to work with others. Teacher works in isolation and is not a team player.
3.3	<b>Seek Professional Skills and Knowledge</b>	<p><b>At Level 4, a teacher fulfills the criteria for Level 3 and additionally may:</b></p> <ul style="list-style-type: none"> <li>- Regularly share newly learned knowledge and practices with others</li> <li>- Seek out opportunities to lead professional development sessions</li> </ul>	<p><b>Teacher will:</b></p> <ul style="list-style-type: none"> <li>- Actively pursue opportunities to improve knowledge and practice</li> <li>- Seek out ways to implement new practices into instruction, where applicable</li> <li>- Welcome constructive feedback to improve practices</li> </ul>	<p><b>Teacher will:</b></p> <ul style="list-style-type: none"> <li>- Attend all mandatory professional development opportunities</li> </ul> <p><b>Teacher may not:</b></p> <ul style="list-style-type: none"> <li>- Actively pursue optional professional development opportunities</li> <li>- Seek out ways to implement new practices into instruction</li> <li>- Accept constructive feedback well</li> </ul>	Teacher rarely or never attends professional development opportunities. Teacher shows little or no interest in new ideas, programs, or classes to improve teaching and learning

<p><b>3.4</b></p>	<p><b>Advocate for Student Success</b></p>	<p><b>At Level 4, a teacher fulfills the criteria for Level 3 and additionally may:</b></p> <ul style="list-style-type: none"> <li>- Display commitment to the education of all the students in the school</li> <li>- Make changes and take risks to ensure student success</li> </ul>	<p><b>Teacher will:</b></p> <ul style="list-style-type: none"> <li>- Display commitment to the education of all his/her students</li> <li>- Attempt to remedy obstacles around student achievement</li> <li>- Advocate for students' individualized needs</li> </ul>	<p><b>Teacher will:</b></p> <ul style="list-style-type: none"> <li>- Display commitment to the education of all his/her students</li> </ul> <p><b>Teacher may not:</b></p> <ul style="list-style-type: none"> <li>- Advocate for students' needs</li> </ul>	<p>Teacher rarely or never displays commitment to the education of his/her students. Teacher accepts failure as par for the course and does not advocate for students' needs.</p>
<p><b>3.5</b></p>	<p><b>Engage Families in Student Learning</b></p>	<p><b>At Level 4, a teacher fulfills the criteria for Level 3 and additionally:</b></p> <ul style="list-style-type: none"> <li>- Strives to form relationships in which parents are given ample opportunity to participate in student learning</li> <li>- Is available to address concerns in a timely and positive manner, when necessary, outside of required outreach events</li> </ul>	<p><b>Teacher will:</b></p> <ul style="list-style-type: none"> <li>- Proactively reach out to parents in a variety of ways to engage them in student learning</li> <li>- Respond promptly to contact from parents</li> <li>- Engage in all forms of parent outreach required by the school</li> </ul>	<p><b>Teacher will:</b></p> <ul style="list-style-type: none"> <li>- Respond to contact from parents</li> <li>- Engage in all forms of parent outreach required by the school</li> </ul> <p><b>Teacher may not:</b></p> <ul style="list-style-type: none"> <li>- Proactively reach out to parents to engage them in student learning</li> </ul>	<p>Teacher rarely or never reaches out to parents and/or frequently does not respond to contacts from parents.</p>

### Core Professionalism Rubric

These indicators illustrate the minimum competencies expected in any profession. These are separate from the other sections in the rubric because they have little to do with teaching and learning and more to do with basic employment practice. Teachers are expected to meet these standards. If they do not, it will affect their overall rating negatively.

Indicator	Does Not Meet Standard	Meets Standard
<b>1 Attendance</b>	Individual demonstrates a pattern of unexcused absences *	Individual has not demonstrated a pattern of unexcused absences*
<b>2 On-Time Arrival</b>	Individual demonstrates a pattern of unexcused late arrivals (late arrivals that are in violation of procedures set forth by local school policy and by the relevant collective bargaining agreement)	Individual has not demonstrated a pattern of unexcused late arrivals (late arrivals that are in violation of procedures set forth by local school policy and by the relevant collective bargaining agreement)
<b>3 Policies and Procedures</b>	Individual demonstrates a pattern of failing to follow state, corporation, and school policies and procedures (e.g. procedures for submitting discipline referrals, policies for appropriate attire, etc)	Individual demonstrates a pattern of following state, corporation, and school policies and procedures (e.g. procedures for submitting discipline referrals, policies for appropriate attire, etc)
<b>4 Respect</b>	Individual demonstrates a pattern of failing to interact with students, colleagues, parents/guardians, and community members in a respectful manner	Individual demonstrates a pattern of interacting with students, colleagues, parents/guardians, and community members in a respectful manner

\* It should be left to the discretion of the corporation to define “unexcused absence” in this context