

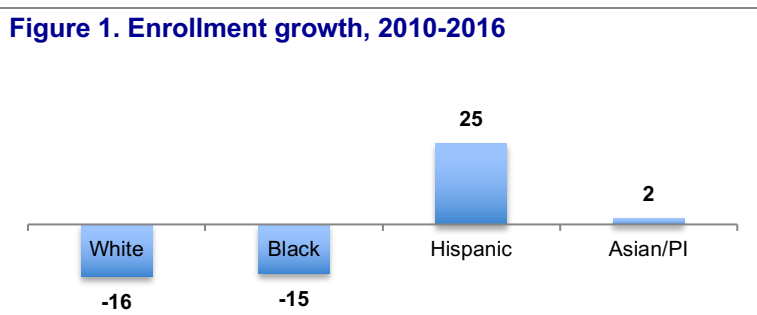
Goal: Accelerating Latino college completion to close equity gaps in degree attainment while increasing college completion for all.

Context: The nation can increase degree attainment for all, but closing the gap between Latinos and other groups requires an intentional and tactical strategy to accelerate Latinos' attainment. This is not an "us vs. them" approach.

Making the case: *Excelencia* in Education is tracking four measures of equity gaps to inform action: Latinos' growth in: 1) enrollment, and, 2) attainment, and Latinos' progress in: 3) graduation rates, and 4) completion rates.

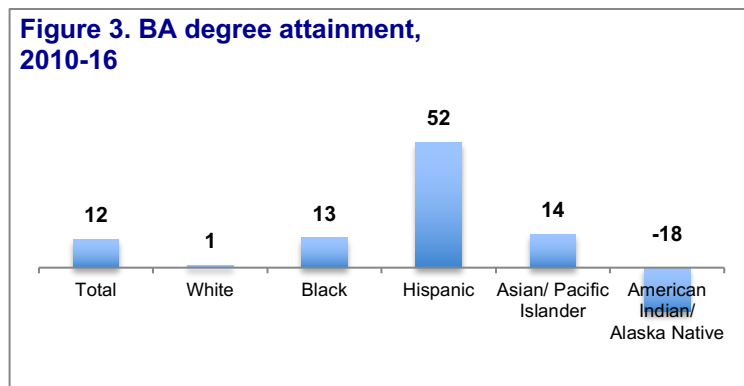
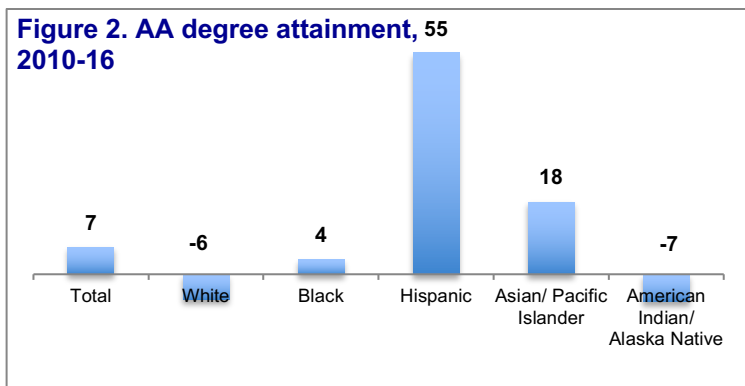
While college enrollment overall has decreased, Latino enrollment has increased significantly over the past 6 years.

- From 2010-2016, enrollment decreased 6% overall—led by a 16% decrease for White and 15% for Black students—but increased 25% for Latino and 2% for Asian/Pacific Islander students.¹
- Almost 1 in 5 undergraduate students today are Latino. Latino students have increased representation from 14 to 19%.



Latinos' degree attainment has grown significantly while overall degree attainment has increased more slowly over the past 6 years.

- Associate degree attainment grew 7% overall. The largest growth was by Latinos (55%), but degree attainment decreased most for White (-6%) and American Indian/Native American students (-7%).²
- Baccalaureate degree attainment grew 12% overall. The largest growth was by Latinos (52%), while White students had a slight increase of 1% and American Indian/Native American students decreased significantly (-18%).³



¹ U.S. Department of Education, National Center for Education Statistics, Digest of Education Statistics, 2017, Table 306.20

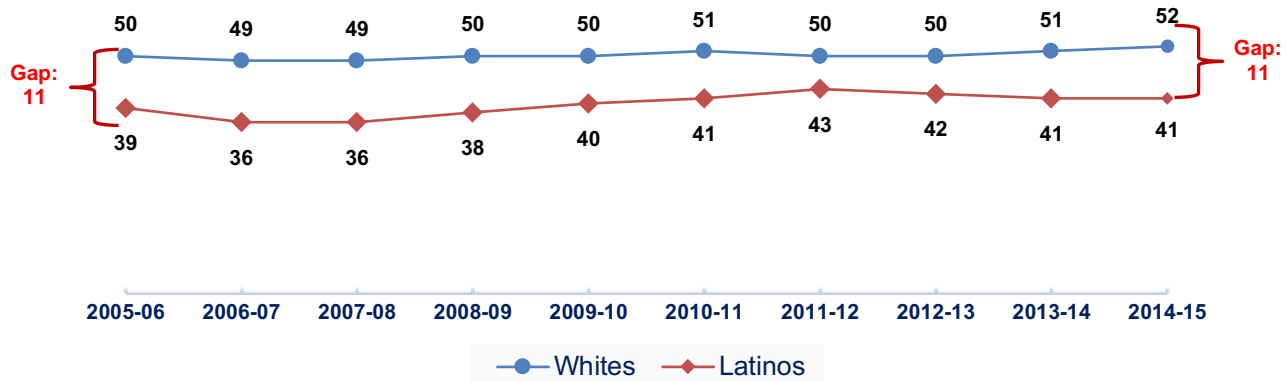
² U.S. Department of Education, National Center for Education Statistics, Digest of Education Statistics, 2017, Table 321.20

³ U.S. Department of Education, National Center for Education Statistics, Digest of Education Statistics, 2017, Table 322.20

Graduation rates increased equally for White and Latino students over 10 years; therefore, the gap in educational attainment remained the same.

- From 2005 to 2014, graduation rates—degree completion of 1st time, full-time students within 150% of time from enrollment—improved 2% for both White and Latino students.⁴
- In 2015, 54% of Latino students were enrolled full-time.⁵

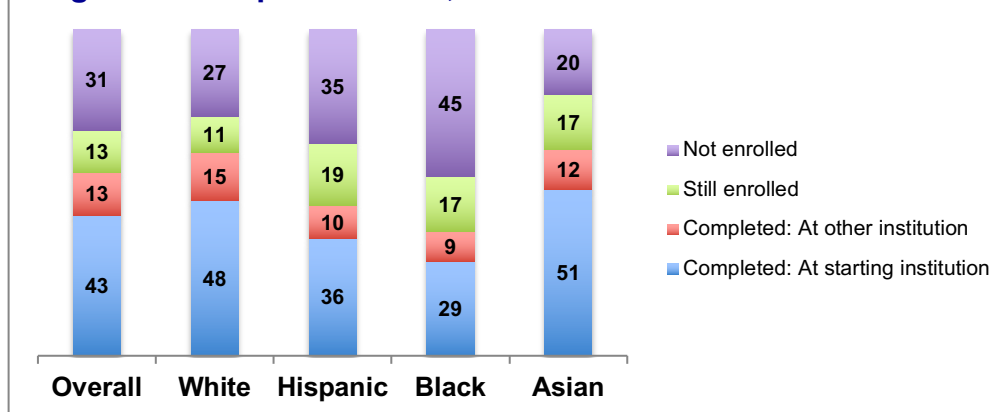
Figure 4. Graduation Rates, Whites and Latinos, 2005-2014



Latino students' completion rates are higher than graduation rates and include more students, but still need to increase in order to close the gap in completion rates with others overall.

- Latino students' completion rate—including part-time, transfer, stop out, and students from both 2- and 4-year institutions—was 46% compared to 63% for White and Asian students.⁶
- Latino students are more likely to still be enrolled 6 years after enrollment than other groups.

Figure 5: Completion rates, 2010 cohort



Excelencia in Education accelerates Latino student success in higher education by promoting Latino student achievement, conducting analysis to inform educational policies, and advancing institutional practices while collaborating with those committed and ready to meet the mission.

⁴ U.S. Department of Education, National Center for Education Statistics, Integrated Postsecondary Education Data System (IPEDS): 2006 through 2015, Graduation Rates

⁵ U.S. Department of Education, National Center for Education Statistics, Digest of Education Statistics, 2017, Table 306.2

⁶ Shapiro, D., Dundar, A., Huie, F., Wakhungu, P., Yuan, X., Nathan, A & Hwang, Y., A. (2017, April). *Completing College: A National View of Student*

Attainment Rates by Race and Ethnicity, Fall 2010 Cohort (Signature Report No. 12b). Herndon, VA: National Student Clearinghouse Research Center.