

WICHE
Student Access Programs:
By the Numbers
2018-19

TABLE OF CONTENTS

Message from WICHE President and Commission Chair	3
Western Undergraduate Exchange (WUE)	4
WUE Enrollment and Savings, 2014-18	4
WUE Enrollment Summary, 2018-19	5
Western Regional Graduate Program (WRGP)	6
WRGP Enrollment Summary, 2018-19	6
WRGP Graduate Programs, 2017-18 vs. 2018-19	6
Professional Student Exchange Program (PSEP)	7
PSEP Enrollment, Support Fees, and State Investment by Profession, 2018-19	7
PSEP Enrollment and Support Fees by State, 2018-19	7
PSEP Support Fee Revenue by State and Institution, 2018-19	8
PSEP Graduate Return Rates, 2007-16	12
2018-19 Student Access Program Data Summaries, by State:	
Alaska	14
Arizona	15
California	16
Colorado	17
Hawai'i	18
Idaho	19
Montana	20
Nevada	21
New Mexico	22
North Dakota	23
Oregon	24
South Dakota	25
Utah	26
Washington	27
Wyoming	28
U.S. Pacific Territories and Freely Associated States	29
About WICHE	31

Western Interstate Commission for Higher Education
 3035 Center Green Drive, Suite 200
 Boulder, CO 80301-2204
 Tel. 303.541.0270
wiche.edu

MESSAGE FROM WICHE PRESIDENT AND COMMISSION CHAIR

For 65 years, the Western Interstate Commission for Higher Education (WICHE) has been serving the students of the West.

The largest of WICHE's three Student Access Programs, the Western Undergraduate Exchange (WUE), helps more than 40,000 Western undergraduates save on nonresident tuition. The Western Regional Graduate Program (WRGP) allows nonresidents to pay resident tuition rates to attend more than 700 programs at nearly 60 Western institutions. And the Professional Student Exchange Program (PSEP) has enabled affordable access to professional health care programs (now in 10 fields) since the 1950s.

In prior years we've described these together as student exchange programs, but we've shifted to the term "Student Access Programs" to shine more light on the positive outputs of WUE, WRGP, and PSEP. In other words, *exchange* is the mechanism, but *access* is the benefit.

Collectively, WICHE's Student Access Programs helped students save \$417.7 million this year, enabling Western states and postsecondary institutions to address capacity challenges, avoid unnecessary duplication of programs and facilities, and assist policymakers while meeting the workforce needs in the region—often in rural areas or hard-to-staff professional niches.

This report outlines key data elements related to WUE, WRGP, and PSEP for the 2018-19 academic year across a range of categories. You'll see participation and migration for each of WICHE's Student Access Programs, and state-by-state summaries that provide convenient reference for an array of stakeholders in each of WICHE's 16 states and territories.

In doing so, the report is a core resource for policymakers, institutional leaders, counselors, and other stakeholders across the region who find value in these programs on behalf of the students, families, and communities they serve.

WICHE Student Access Programs continue to evolve to address changing conditions, and we regularly welcome new public institutions and programs that see benefit to WUE, WRGP, or PSEP participation. We are eager to partner with you in ways that help WICHE's Student Access Programs fulfill your needs. Thank you for all you do to support affordability, access, and resource-sharing in higher education.



Demarée Michelau



Ray Holmberg

A handwritten signature in black ink that reads "Demarée K. Michelau".

Demarée K. Michelau
President

A handwritten signature in black ink that reads "Raymond L. Holmberg".

State Sen. Ray Holmberg (N.D.)
Commission Chair

WESTERN UNDERGRADUATE EXCHANGE (WUE)

The Western Undergraduate Exchange (WUE)—the nation’s largest regional tuition-discounting program—is celebrating its 31st year in 2018-19. The program allows students from a WICHE state or territory to enroll in participating two- or four-year public colleges or universities located in another WICHE state or territory, and pay up to 150 percent of that school’s resident tuition. Students can choose from 162 WUE-eligible institutions and hundreds of majors. In 2018-19, 40,487 WUE students and their families saved over \$380.5 million in tuition.

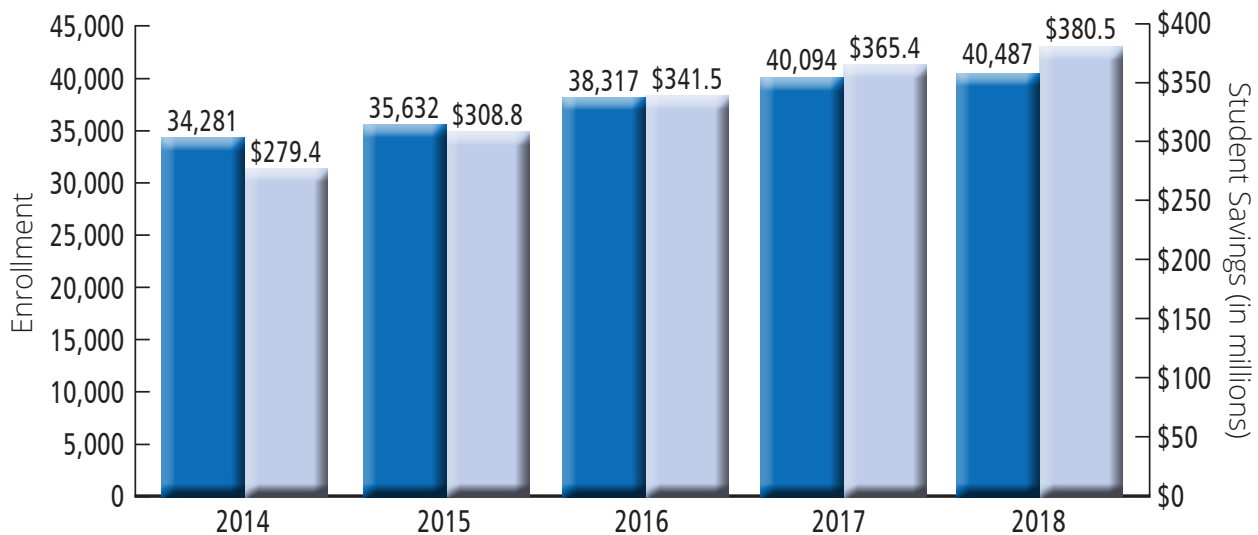


WUE students at four-year institutions this year saved an average of \$10,100, and at two-year institutions students saved an average of \$4,400—but student savings can be as high as \$23,300 per academic year. Since 1988, WUE has provided Western students and families discounts on more than 582,300 annual tuition bills—saving them, overall, \$3.9 billion.

The significant savings WUE offers Western students is just one of WUE’s attractions. Some students can gain affordable access to majors not offered in their home state. Occasionally, when varying tuitions and cost-of-living are factored in, WUE makes out-of-state study more affordable than in-state study. Most WUE institutions make all or most majors available at the WUE rate, but some may exclude select high-demand majors. Transfer students can qualify for the WUE rate at most institutions. And though institutions may choose to set more stringent admissions standards for WUE students, most award the WUE rate to all nonresident WICHE-region applicants who would qualify under normal admissions criteria.

Western states also benefit greatly from their public colleges’ and universities’ participation in WUE. WUE helps these schools meet their recruitment and enrollment goals. WUE schools can choose how many discounted seats they will offer, the admission standards required for WUE admission, and the eligible majors. Students apply directly to their preferred WUE institution(s). Some graduates end up staying in the state where they studied, a bonus for states seeking to fortify and diversify their college-educated workforce. For states with more demand for public higher education than supply, WUE is an ideal relief valve, allowing their residents access to a postsecondary education without having to add capacity at home.

WUE Enrollment and Student Savings, 2014 -18



“WUE helped me to leave my home and comfort zone and be able to study alongside people with different beliefs, characteristics, and lifestyles than me.”

– Quentin, Hawai’i resident
Political Science, University of Northern Colorado

WESTERN UNDERGRADUATE EXCHANGE (WUE)

WUE Enrollment Summary, 2018-19

State/Territory (# Institutions)	State of Residence																	Totals
	AK	AZ	CA	CO	CNMI	Guam	HI	ID	MT	NV	NM	ND	OR	SD	UT	WA	WY	
Alaska (3)	—	24	134	32	3	1	17	13	8	7	8	5	32	4	8	92	8	396
Arizona (26)	209	—	4,897	607	0	6	423	90	43	485	306	12	211	21	197	381	29	7,917
California (15)	46	113	—	93	1	0	161	27	12	101	22	0	122	1	26	230	6	961
Colorado (25)	131	431	1,831	—	5	4	376	102	61	211	314	51	154	96	164	341	186	4,458
CNMI* (1)	0	0	0	0	—	0	0	0	0	0	0	0	0	0	0	0	0	0
Guam (0)	0	0	0	0	0	—	0	0	0	0	0	0	0	0	0	0	0	0
Hawai'i (4)	54	101	1,702	214	0	52	—	36	10	51	17	6	97	10	26	301	6	2,683
Idaho (6)	112	45	1,194	67	17	0	28	—	101	137	4	5	273	5	45	990	19	3,042
Montana (12)	140	55	352	362	0	0	36	326	—	96	29	47	204	49	69	614	137	2,516
Nevada (7)	44	89	2,748	68	4	6	506	32	18	—	20	9	52	9	35	118	16	3,774
New Mexico (12)	19	102	392	49	0	0	19	10	5	32	—	5	22	4	4	49	13	725
North Dakota (11)	64	156	567	237	0	0	59	50	104	75	29	—	64	144	73	205	202	2,029
Oregon (6)	130	81	1,622	102	36	5	452	111	49	129	23	7	—	6	42	615	9	3,419
South Dakota (6)	31	98	231	395	0	0	9	15	77	39	13	272	26	—	29	73	345	1,653
Utah (9)	29	230	629	128	0	1	93	203	24	263	27	4	70	4	—	122	33	1,860
Washington (10)	212	63	1,114	155	0	3	279	782	146	77	25	6	376	3	44	—	15	3,300
Wyoming (9)	16	26	98	732	0	0	9	99	319	27	13	18	35	175	132	55	—	1,754
Total (162)	1,237	1,614	17,511	3,241	66	78	2,467	1,896	977	1,730	850	447	1,738	531	894	4,186	1,024	40,487

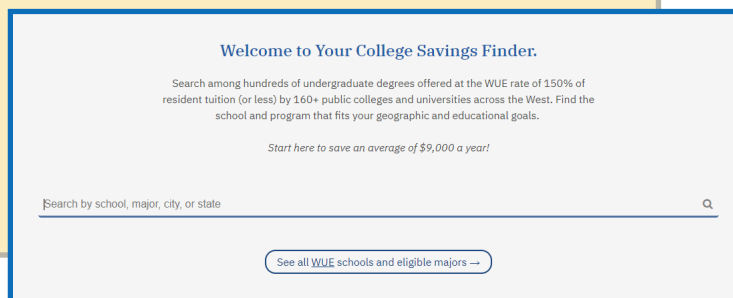
*CNMI is the Commonwealth of the Northern Mariana Islands.

Note: Data include both new and continuing students. For detailed WUE enrollment, see: wiche.edu/sapreport.

New for 2018-19: WUE and WRGP Savings Finders

WICHE has made it easier for students to get information about institutions participating in two tuition-discount programs, the Western Undergraduate Exchange (WUE) and the Western Regional Graduate Program (WRGP), via two Savings Finder search portals. These new streamlined, database-driven interfaces allow students to refine their college searches by major, degree type, online course availability, eligibility requirements, and other filter criteria. The Finders also enhance the ability of admissions, recruitment, and enrollment managers at WICHE partner institutions to inform and connect with students about their institution.

The WUE Savings Finder helps prospective undergraduates find hundreds of eligible degree programs at 162 public colleges and universities in the West. The WRGP Savings Finder allows prospective students to search graduate certificate, master's, and doctoral programs offered at the resident-tuition rate by 56 public universities in the West.



WESTERN REGIONAL GRADUATE PROGRAM (WRGP)

The Western Regional Graduate Program (WRGP) allows graduate certificate, master’s, and Ph.D. students who are residents of WICHE states and territories to affordably enroll in hundreds of graduate programs at 56 public institutions in the West. Through WRGP, students can enroll in participating schools as nonresidents, yet pay resident tuition rates—leading to tuition discounts that generally exceed 50 percent, and often far more. In fall 2018, 1,478 students saved an estimated \$22.7 million in tuition through WRGP; students saved an average of \$15,335 in tuition costs. Nonresident applicants apply directly to a participating institution’s school of graduate studies to apply for the WRGP discount.

WICHE members and their participating public universities also benefit from WRGP. The program helps attract and incentivize a broader and more diverse pool of students to pursue varied disciplines at their public institutions. WICHE members also help their residents take advantage of niche programs regionwide without them having to pay nonresident tuition premiums. This is particularly advantageous for sparsely populated Western states and territories that may offer fewer graduate programs than others.

WRGP remains a noteworthy option for students pursuing health care credentials (such as audiology, speech language pathology, nursing, public health, and psychology) not offered through WICHE’s Professional Student Exchange Program. WRGP-eligible graduate programs include several programs with top-10 national rankings in their discipline, including the University of Arizona’s optical sciences and the University of Colorado Boulder’s aerospace engineering sciences programs. Some WRGP programs are offered online, enabling place-bound students to grow their educational credentials.


This year, WICHE lifted program restrictions that formerly required WRGP-eligible graduate programs to demonstrate “distinctiveness”—or serve high-need or health care fields. Now, each institution may choose to enroll WRGP students in any (or all) of their graduate programs. This change has allowed a dramatic increase in the number of WRGP graduate programs: now more than 700 are available, up from 420 a year ago. WRGP is destined to grow even more as additional institutions take part and students throughout the WICHE region can look forward to more graduate study options that fit their professional and intellectual interests, needs, and delivery preferences.

WRGP Enrollment Summary, 2018-19

State of Attendance (# institutions)	Fall 2018	
	Received	Sent
Alaska (2)	53	34
Arizona (5)	348	77
California (3)	21	528
Colorado (9)	419	109
CNMI (0)	–	3
Guam (0)	–	1
Hawai’i (1)	59	28
Idaho (3)	66	83
Montana (4)	99	70
Nevada (2)	7	52
New Mexico (5)	24	77
North Dakota (3)	40	15
Oregon (5)	112	88
South Dakota (5)	7	29
Utah (3)	117	77
Washington (5)	101	151
Wyoming (1)	5	56
Totals (56)	1,478	1,478

Notes: Data includes both new and continuing students. For detailed WRGP enrollment, see: wiche.edu/sapreport.

Growth in the Number of WRGP Graduate Programs



“Utah didn’t offer the program I was interested in, and as a first-generation college student with limited means, I thought my choices were limited and I never even considered attending an out-of-state school. WRGP made it possible to pursue the degree I longed for in the setting that was right for me.”

– Jacie, Utah resident
Master of Public Health, Native and Indigenous Health, University of Hawai’i at Manoa

PROFESSIONAL STUDENT EXCHANGE PROGRAM (PSEP)

Health professionals are in high demand, especially in underserved rural areas of the West. Educating more of them is crucial, but it doesn't make fiscal sense for less-populous states and territories to create their own programs in every health care field.

With out-of-state tuition for health care programs substantially exceeding resident tuition, this can be daunting for tomorrow's health professionals. It may saddle them in debt, force them to leave their community for more lucrative opportunities, or discourage them from pursuing their passion to be a health care practitioner.

WICHE collaborates with its members to provide a solution. Through the Professional Student Exchange Program (PSEP), students from Western states and territories can pursue careers in 10 health fields—ranging from optometry to dentistry to veterinary medicine—and may enroll in participating programs across state lines and receive substantial tuition support from their home state or territory. WICHE's PSEP has provided 15,800 Western residents with affordable access to professional health care degrees since the early 1950s. In 2018-19, 11 WICHE states and the Commonwealth of the Northern Mariana Islands invested \$14.5 million to grow their health care workforce by reducing the educational costs of 614 students. Some 130 accredited programs are offered via PSEP at 60 institutions.

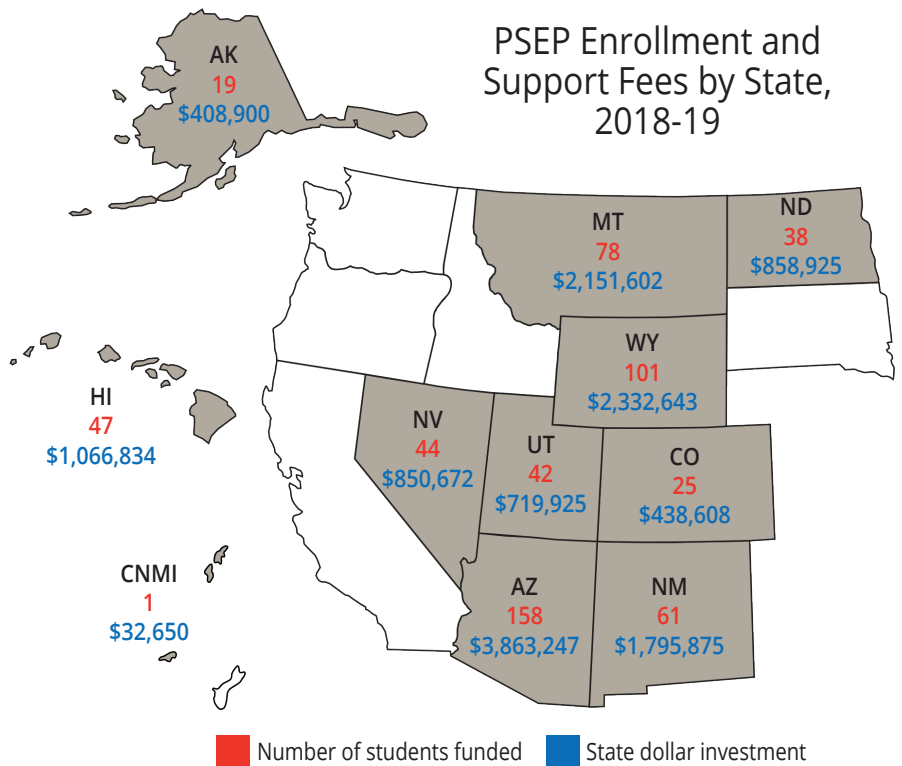
Thanks to PSEP, a student can save between \$32,000 to \$130,000 on tuition over the lifespan of a professional health degree program depending on the field of study—reducing financial pressures and possibly enabling them to afford to work in rural areas that typically have lower salaries compared to urban areas, or to pursue professional options that are less lucrative yet sorely needed. And by participating in PSEP, Western states and territories benefit by inspiring and, in some participating states, compelling professionals to return home to practice and bolster their communities' professional health care.

Applicants must meet their home state or territory's residency requirements and be "certified" for PSEP participation by their state or territory's higher education system office. Learn more about eligibility requirements at wiche.edu/psep.

Participating health care programs benefit from the geographic, economic, and ethnic diversity that PSEP students bring to their classrooms. Most states and territories that support PSEP students require graduates to return home and practice for four years, ensuring that the state's investment supports the health care professions its residents need most.

PSEP Enrollment, Support Fees, and State Investment by Profession, 2018-19

Professional Field	Enrollment	Support Fee per Student	State Investment Paid on Behalf of Students
Dentistry	122	\$26,175	\$3,186,806
Medicine	36	32,650	1,137,318
Occupational Therapy	19	13,700	260,304
Optometry	125	18,025	2,217,074
Osteopathic Medicine	58	22,400	1,299,200
Pharmacy	17	7,975	170,129
Physical Therapy	48	15,075	723,600
Physician Assistant	11	17,850	196,350
Podiatry	26	15,550	404,300
Veterinary Medicine	152	32,400	4,924,800
Total	614		\$14,519,881



PSEP Support Fee Revenue by State and Institution, 2018-19

Institution/Program	# Students	Support Fees
Arizona		
PUBLIC		
Northern Arizona University		
Occupational Therapy	0	\$0
Institution Total	0	\$0
University of Arizona, Phoenix		
Medicine	0	\$0
Institution Total	0	\$0
University of Arizona, Tucson		
Medicine	1	\$32,650
Pharmacy	0	0
Institution Total	1	\$32,650
Public Institution Total	1	\$32,650
PRIVATE		
A.T. Still University Mesa Campus		
Dentistry	11	\$271,958
Occupational Therapy	1	22,834
Osteopathic Medicine	6	134,400
Physical Therapy	1	15,075
Physician Assistant	0	0
Institution Total	19	\$444,267
Midwestern University		
Dentistry	18	\$471,150
Occupational Therapy	1	0
Optometry	47	811,124
Osteopathic Medicine	23	515,200
Pharmacy	1	10,633
Physical Therapy	4	63,300
Physician Assistant	2	35,700
Podiatry	16	248,800
Veterinary Medicine	0	0
Institution Total	112	\$2,152,907
Private Institution Total	131	\$2,597,174
ARIZONA TOTAL	132	\$2,629,824

California		
PUBLIC		
California State University, Fresno		
Physical Therapy	0	\$0
Institution Total	0	\$0
University of California, Davis		
Medicine	0	\$0
Veterinary Medicine	15	486,000
Institution Total	15	\$486,000
University of California, Irvine		
Medicine	0	\$0
Institution Total	0	\$0
University of California, Los Angeles		
Dentistry	2	\$52,350
Medicine	0	0
Institution Total	2	\$52,350
University of California, San Diego		
Medicine	0	\$0
Pharmacy	0	0
Institution Total	0	\$0
University of California, San Francisco		
Dentistry	1	\$26,175
Medicine	0	0

Institution/Program	# Students	Support Fees
University of California, San Francisco (cont.)		
Pharmacy	0	0
Physical Therapy (UCSF/SFSU)	0	0
Institution Total	1	\$26,175
Public Institution Total	18	\$564,525
PRIVATE		
Chapman University		
Physical Therapy	1	\$15,075
Institution Total	1	\$15,075
Loma Linda University		
Dentistry	2	\$52,350
Medicine	0	0
Occupational Therapy	0	0
Physical Therapy	0	0
Physician Assistant	0	0
Institution Total	2	\$52,350
Marshall B. Ketchum University		
Optometry	26	\$468,650
Institution Total	26	\$468,650
Mount St. Mary's University		
Physical Therapy	0	\$0
Institution Total	0	\$0
Samuel Merritt University		
Occupational Therapy	0	\$0
Physical Therapy	0	0
Physician Assistant	0	0
Podiatry	8	124,400
Institution Total	8	\$124,400
Touro University, California		
Osteopathic Medicine	1	\$22,400
Physician Assistant	0	0
Institution Total	1	\$22,400
University of the Pacific		
Dentistry	3	\$104,700
Pharmacy	0	0
Physical Therapy	0	0
Institution Total	3	\$104,700
University of Southern California		
Dentistry	2	\$52,350
Medicine	0	0
Occupational Therapy	2	27,400
Pharmacy	0	0
Physical Therapy	2	30,150
Physician Assistant	0	0
Institution Total	6	\$109,900
University of St. Augustine		
Physical Therapy	1	\$15,075
Institution Total	1	\$15,075
Western University of Health Sciences		
Dentistry	3	\$78,525
Optometry	6	108,150
Osteopathic Medicine	8	179,200
Pharmacy	0	0
Physical Therapy	1	15,075
Physician Assistant	0	0
Podiatry	2	31,100
Institution Total	20	\$412,050
Private Institution Total	68	\$1,324,600
CALIFORNIA TOTAL	86	\$1,889,125

PSEP Support Fee Revenue by State and Institution, 2018-19 (cont.)

Institution/Program	# Students	Support Fees
Colorado		
PUBLIC		
Colorado State University		
Veterinary Medicine	67	\$2,170,800
Institution Total	67	\$2,170,800
Red Rocks Community College		
Physician Assistant	0	\$0
Institution Total	0	\$0
University of Colorado Denver		
Dentistry	29	\$759,075
Medicine	5	130,600
Pharmacy	0	0
Physical Therapy	0	0
Physician Assistant	0	0
Institution Total	34	\$889,675
Public Institution Total	101	\$3,060,475
PRIVATE		
Regis University		
Physical Therapy	7	\$105,525
Pharmacy	0	0
Institution Total	7	\$105,525
Rocky Vista University		
Osteopathic Medicine	5	\$112,000
Institution Total	5	\$112,000
Private Institution Total	12	\$217,525
COLORADO TOTAL	113	\$3,278,000

Hawai'i		
University of Hawai'i at Manoa		
Medicine	2	\$65,300
Institution Total	2	\$65,300
University of Hawai'i at Hilo		
Pharmacy	1	\$7,975
Institution Total	1	\$7,975
HAWAII TOTAL	3	\$73,275

Idaho		
Idaho State University		
Occupational Therapy	2	\$22,834
Pharmacy	0	0
Physical Therapy	2	30,150
Physician Assistant	4	71,400
Institution Total	8	\$124,384
IDAHO TOTAL	8	\$124,384

Montana		
University of Montana		
Pharmacy	1	\$7,975
Physical Therapy	2	30,150
Institution Total	3	\$38,125
MONTANA TOTAL	3	\$38,125

Institution/Program	# Students	Support Fees
Nevada		
PUBLIC		
University of Nevada, Las Vegas		
Dentistry	1	\$26,175
Physical Therapy	4	\$60,300
Institution Total	5	\$86,475
University of Nevada, Reno		
Medicine	3	\$92,518
Institution Total	3	\$92,518
Public Institution Total	8	\$178,993
PRIVATE		
Roseman University of Health Sciences		
Dentistry (So. Jordan UT Campus)	3	\$78,525
Pharmacy	12	127,596
Institution Total	15	\$206,121
Touro University, Nevada		
Occupational Therapy	3	\$50,234
Osteopathic Medicine	1	22,400
Physical Therapy	4	60,300
Physician Assistant	5	89,250
Institution Total	13	\$222,184
Private Institution Total	28	\$428,305
NEVADA TOTAL	36	\$607,298

New Mexico		
University of New Mexico		
Medicine	0	\$0
Occupational Therapy	1	22,834
Pharmacy	0	0
Physical Therapy	1	15,075
Institution Total	2	\$37,909
NEW MEXICO TOTAL	2	\$37,909

North Dakota		
North Dakota State University		
Pharmacy	0	\$0
Institution Total	0	\$0
University of North Dakota		
Medicine	10	\$326,500
Occupational Therapy	1	22,834
Physical Therapy	8	120,600
Institution Total	19	\$469,934
NORTH DAKOTA TOTAL	19	\$469,934

Oregon		
PUBLIC		
Oregon Health & Science University		
Dentistry	9	\$218,823
Medicine	12	391,800
Physician Assistant	0	0
Institution Total	21	\$610,623

PSEP Support Fee Revenue, by State and Institution, 2018-19 (cont.)

Institution/Program	# Students	Support Fees
Oregon (cont.)		
Oregon State University		
Pharmacy	0	\$0
Veterinary Medicine	14	453,600
Institution Total	14	\$453,600
Public Institution Total	35	\$1,064,223
PRIVATE		
George Fox University		
Physical Therapy	1	\$15,075
Institution Total	1	\$15,075
Pacific University (PACU)		
Occupational Therapy	2	\$36,534
Optometry	39	702,975
Pharmacy	0	0
Physical Therapy	5	75,375
Physician Assistant	0	0
Institution Total	46	\$814,884
Private Institution Total	47	\$829,959
OREGON TOTAL	82	\$1,894,182

South Dakota		
University of South Dakota		
Occupational Therapy	0	\$0
Institution Total	0	\$0
SOUTH DAKOTA TOTAL	0	\$0

Utah		
PUBLIC		
University of Utah		
Dentistry	9	\$235,575
Medicine	3	97,950
Occupational Therapy	0	0
Physical Therapy	2	30,150
Physician Assistant	0	0
Public Institution Total	14	\$363,675
PRIVATE		
Rocky Mountain University of Health Professions		
Physical Therapy	1	\$15,075
Private Institution Total	1	\$15,075
UTAH TOTAL	15	\$378,750

Washington		
PUBLIC		
Eastern Washington University		
Occupational Therapy	1	\$0
Physical Therapy	1	15,075
Institution Total	2	\$15,075
University of Washington		
Dentistry	7	\$183,225
Occupational Therapy	2	13,700
Pharmacy	0	0
Physical Therapy	0	0
Physician Assistant	0	0
Institution Total	9	\$196,925

Institution/Program	# Students	Support Fees
Washington State University		
Pharmacy	2	\$15,950
Veterinary Medicine	56	1,814,400
Institution Total	58	\$1,830,350
Public Institution Total	69	\$2,042,350
PRIVATE		
Pacific Northwest University of Health Sciences		
Osteopathic Medicine	14	\$313,600
Institution Total	14	\$313,600
University of Puget Sound		
Occupational Therapy	3	\$41,100
Physical Therapy	0	0
Institution Total	3	\$41,100
Private Institution Total	17	\$354,700
WASHINGTON TOTAL	86	\$2,397,050

Wyoming		
University of Wyoming		
Pharmacy	0	\$0
Institution Total	0	\$0
WYOMING TOTAL	0	\$0

Out-of-Region*		
PUBLIC		
University of Missouri-Kansas City (Mo.)		
Dentistry	5	\$130,875
Institution total	5	\$130,875
University of Nebraska Medical Center (Neb.)		
Dentistry	2	\$52,350
Institution Total	2	\$52,350
Public Institution Total	7	\$183,225
PRIVATE		
Creighton University (Neb.)		
Dentistry	13	\$340,275
Institution Total	13	\$340,275
Illinois College of Optometry (Ill.)		
Optometry	4	\$72,100
Institution Total	4	\$72,100
Marquette University (Wisc.)		
Dentistry	2	\$52,350
Institution Total	2	\$52,350
Salus University (Penn.)		
Optometry	2	\$36,050
Institution Total	2	\$36,050
Southern College of Optometry (Tenn.)		
Optometry	1	\$18,025
Institution Total	1	\$18,025
Private Institution Total	22	\$518,800
OUT-OF-REGION TOTAL	29	\$702,025
TOTAL	614	\$14,519,881

*WICHE partners with health care programs located within its Western U.S. region. In the past, when fewer dentistry and optometry programs were available, WICHE agreed to work with a limited number of out-of-region programs in those fields to increase opportunities for Colorado, New Mexico, North Dakota, and Wyoming residents. At the supporting states' request, WICHE continues to administer these legacy arrangements.



PSEP GRADUATE RETURN RATES, 2007-16

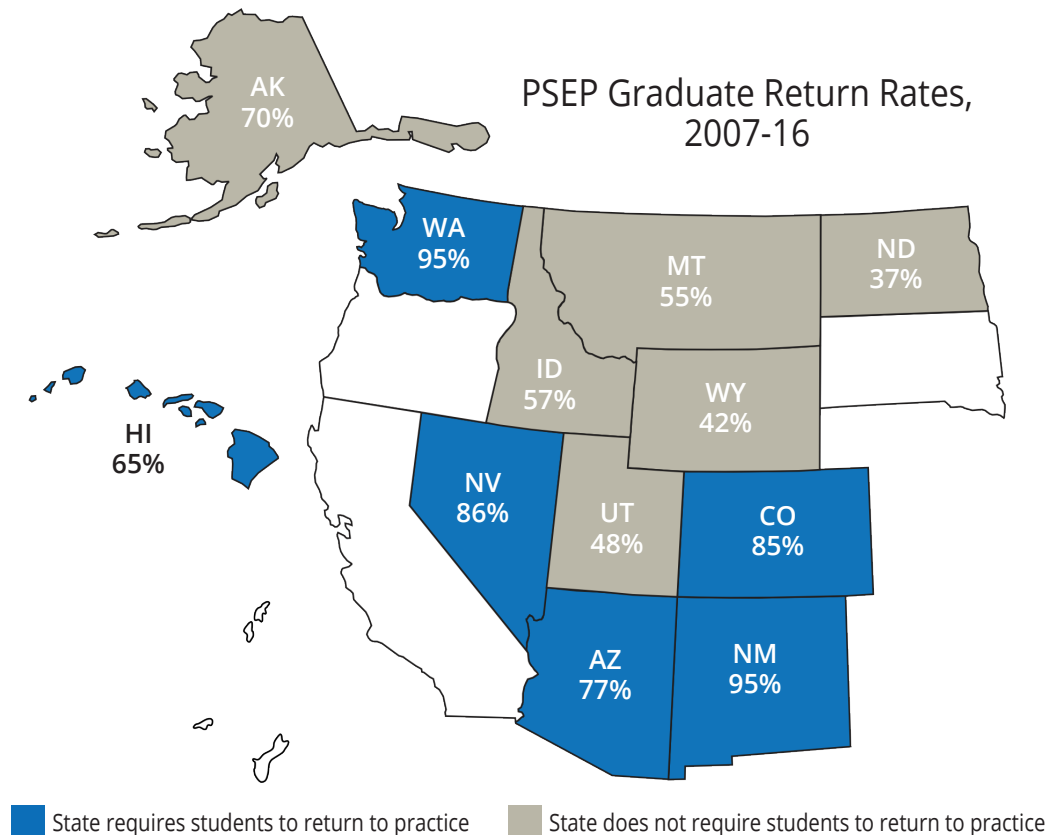
Because states supporting students through PSEP want their investments to bolster their health care workforces, every five years they calculate the percentage of PSEP graduates who return home to serve their communities. Return rates for students who graduated between 2007 and 2016 held relatively steady compared to the prior reporting period. The average student-return rate for PSEP states is now 67 percent (previously, 68 percent).

Six states supporting PSEP students—Arizona, Colorado, Hawai'i, Nevada, New Mexico, and Wyoming—now require graduates to return home to practice, or else reimburse funds plus interest paid by states on their behalf. Hawai'i and Wyoming recently implemented this requirement (known as “service payback”), so were not included among service-payback states in this cycle’s calculations.

WICHE’s service-payback states get higher returns on investment from PSEP participation—averaging an 83 percent return rate. The state of Washington required its graduates to return when it was still using the program, and the Commonwealth of the Northern Mariana Islands will require service payback for its future PSEP graduates.

“Honor-system” states (Alaska, Montana, North Dakota, and Utah) do not contractually require service payback, and their average return rate is 51 percent. Hawai'i and Wyoming were included in this group for the most recent year statistics, but WICHE anticipates their return rates will improve markedly in future reporting cycles due to their switch to a service-payback model. Idaho was an “honor state” when it was using the program.

Find detailed return-rate information for each state’s PSEP graduates, in each eligible professional health care field, in the table on page 13.



PSEP GRADUATE RETURN RATES, 2007-16**

State/Field	Total # Graduates	# Returned to State	Percentage Returned
Alaska			
Dentistry	14	10	71 %
Occupational Therapy	5	4	80
Optometry	5	2	40
Pharmacy	17	14	82
Physical Therapy	14	8	57
Physician Assistant	4	3	75
Podiatry	1	1	100
Alaska Total	60	42	70%
Arizona*			
Dentistry	135	94	70%
Occupational Therapy	68	58	85
Optometry	57	47	82
Osteopathic Medicine**	38	20	53
Physician Assistant	82	71	87
Veterinary Medicine	135	108	80
Arizona Total	515	398	77%
Colorado*			
Optometry	62	53	85%
Colorado Total	62	53	85%
Hawai'i			
Dentistry	22	13	59%
Occupational Therapy	24	17	71
Optometry	23	20	87
Pharmacy	41	28	68
Physical Therapy	52	31	60
Veterinary Medicine	24	12	50
Hawai'i Total	186	121	65%
Idaho			
Optometry	14	8	57%
Idaho Total	14	8	57%
Montana			
Dentistry	19	11	58%
Allopathic Medicine**	34	10	29
Occupational Therapy	9	7	78
Optometry	9	5	56
Osteopathic Medicine**	8	3	38
Podiatry	0	0	0
Veterinary Medicine	89	56	63
Montana Total	168	92	55%
Nevada*			
Dentistry	5	5	100%
Optometry	17	13	76
Pharmacy	37	31	84
Physician Assistant	30	25	83
Veterinary Medicine	40	37	93
Nevada Total	129	111	86%
New Mexico*			
Dentistry	91	87	96%
Optometry	7	7	100
Veterinary Medicine	93	87	94
New Mexico Total	191	181	95%

State/Field	Total # Graduates	# Returned to State	Percentage Returned
North Dakota			
Dentistry	28	14	50 %
Optometry	52	16	31
Veterinary Medicine	15	5	33
North Dakota Total	95	35	37%
Utah			
Optometry	29	14	48 %
Podiatry	13	5	38
Veterinary Medicine	43	22	51
Utah Total	85	41	48%
Washington*			
Optometry	11	11	100%
Osteopathic Medicine**	10	9	90
Washington Total	21	20	95%
Wyoming			
Dentistry	33	19	58%
Allopathic Medicine**	19	1	5
Occupational Therapy	21	11	52
Optometry	54	16	30
Osteopathic Medicine**	12	1	8
Physical Therapy	67	34	51
Physician Assistant	34	20	59
Podiatry	4	0	0
Veterinary Medicine	73	31	42
Wyoming Total	317	133	42%

WICHE Return Rates by Field			
Dentistry	347	253	73%
Allopathic Medicine**	53	11	21
Occupational Therapy	127	97	76
Optometry	340	212	62
Osteopathic Medicine**	68	33	49
Pharmacy	95	73	77
Physical Therapy	133	73	55
Physician Assistant	150	119	79
Podiatry	18	6	33
Veterinary Medicine	512	358	70

Total for All Reporting WICHE PSEP States	1,843	1,235	67%
--	--------------	--------------	------------

Total for Contractual Payback States	918	763	83%
---	------------	------------	------------

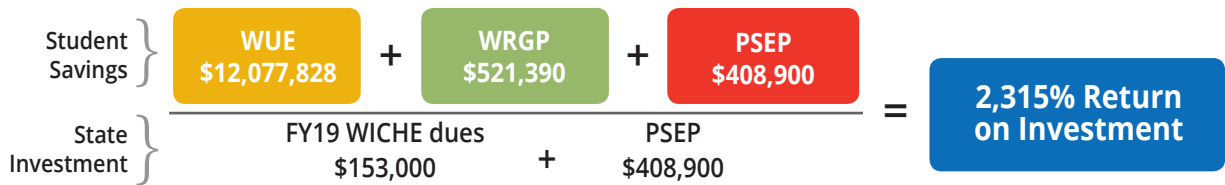
Total for Honor System States	925	472	51%
--	------------	------------	------------

* Contractual payback state for entire reporting period. Hawai'i and Wyoming instituted service payback during the latter part of the reporting period. Therefore, they were counted as "honor states."

** WICHE uses 2007 to 2011 return data for allopathic and osteopathic medical graduates, to allow time for them to return home and serve upon completion of their residency programs.

ALASKA

Alaska students saved **\$13 million** through WICHE's Student Access Programs in 2018-19



WUE

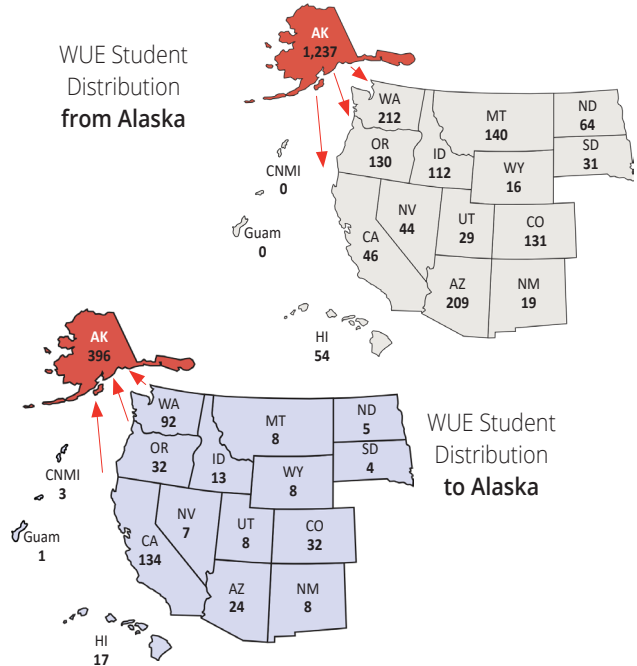
Western Undergraduate Exchange

- 1,237 Alaska undergraduates paid up to 150% of resident tuition to save \$12 million.
- Most popular schools: Northern Arizona U. (147 Alaska residents) and Washington State U. (89 Alaska residents)
- Alaska residents have saved \$233 million since 1988.

Three Alaska institutions enrolled 396 WUE students from other WICHE states and territories

U. of Alaska, Anchorage (all UAA campuses and Prince William Sound Community College).....	144
U. of Alaska, Fairbanks.....	207
U. of Alaska, Southeast.....	45

WUE Student Distribution from Alaska



WRGP

Western Regional Graduate Program

- 34 Alaska students paid resident tuition in other Western states and saved \$521,390.
- Alaska universities enrolled 53 WRGP students from other WICHE states.


PSEP

Professional Student Exchange Program

- 19 students paid reduced tuition for health care studies not offered by public institutions in the home state and saved \$408,900.
- 70% of Alaska's PSEP graduates (2007-16) returned home to practice. The state does not contractually require them to do so.

Field	# of Alaska students	Support fees paid
Dentistry	11	\$287,925
Occupational Therapy	1	13,700
Optometry	3	54,075
Pharmacy	1	7,975
Physical Therapy	3	45,225
TOTAL	19	\$408,900

Alaska also supports residents studying as physician assistants and in podiatry.

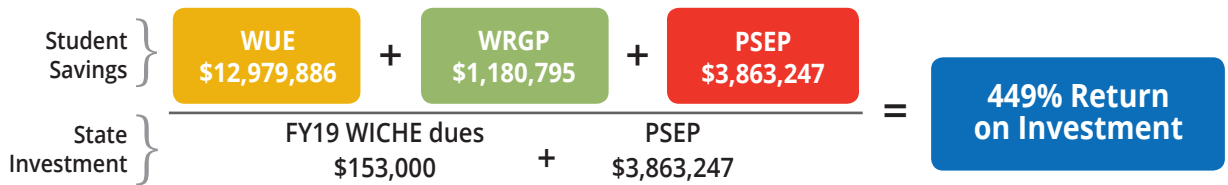


"While my parents have made substantial contributions towards my education, without WUE I would not be able to study out-of-state. For the many students whose parents are unable to contribute to their college education, WUE makes an even greater difference."

– Alice, Alaska resident
Political Science, University of Utah

ARIZONA

Arizona residents saved **\$18 million** through WICHE's Student Access Programs in 2018-19

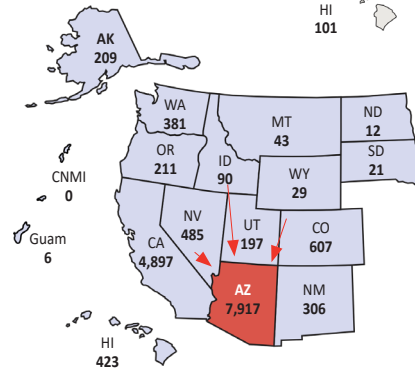
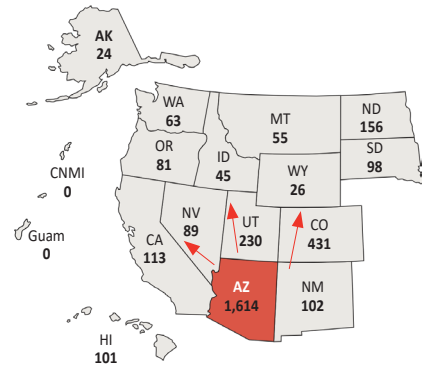


WUE

Western Undergraduate Exchange

- 1,614 Arizona undergraduates paid up to 150% of resident tuition to save \$13 million.
- Most popular schools: Utah Valley U. (143 Ariz. residents) and U. of Hawai'i at Manoa (80 Ariz. residents)
- Arizona residents have saved \$135.8 million since 1988.

WUE Student Distribution from Arizona



WUE Student Distribution to Arizona

Arizona institutions enrolled 7,917 WUE students from other WICHE states and territories

4-Year	2-Year (cont.)
Arizona State U., Downtown.. 167	Eastern Arizona College..... 110
Arizona State U., Poly..... 295	Estrella Mountain College..... 13
Arizona State U., West..... 203	Gateway C.C..... 25
Northern Arizona U..... 5,743	Glendale C.C..... 34
Northern Arizona U. Yuma..... 35	Mesa C.C..... 121
U. of Arizona..... 7	Mohave C.C..... 230
U. of Arizona, South..... 2	Northland Pioneer College..... 2
	Paradise Valley C.C..... 25
	Phoenix College..... 38
	Pima C.C..... 111
	Rio Salado C.C..... 69
	Scottsdale C.C..... 84
	South Mountain C.C..... 27
	Yavapai College..... 62
2-Year	
Arizona Western College..... 68	
Central Arizona College..... 72	
Chandler-Gilbert C.C..... 63	
Cochise College..... 21	
Coconino C.C..... 290	

Western Regional Graduate Program

- 77 Arizona students paid resident tuition in other Western states and saved \$1.18 million.
- Arizona universities enrolled 348 WRGP students from other WICHE states.

PSEP

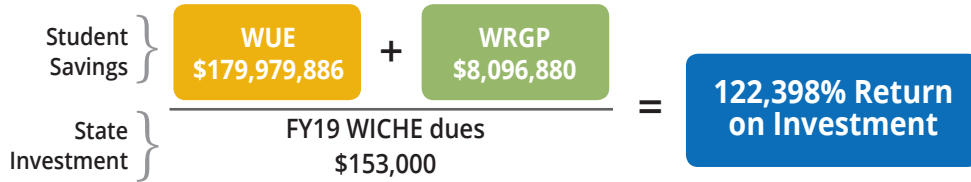
Professional Student Exchange Program

- 158 students paid reduced tuition for health care studies not offered by public institutions in the home state and saved \$3,863,247.
- Arizona institutions and their local economies benefit too. This year, 132 PSEP students enrolled in public and private programs located in Arizona. Institutions received \$2.6 million in support fees to reduce the students' tuition costs.
- 77% of Arizona's PSEP graduates (2007-11 for physicians, 2007-16 for all other fields) returned home to practice; students are required to return home to serve.

Field	# of Arizona students	Support fees paid
Dentistry	44	\$1,136,431
Occupational Therapy	1	0
Optometry	24	408,556
Osteopathic Medicine	38	851,200
Podiatry	11	171,050
Veterinary Medicine	40	1,296,000
TOTAL	158	\$3,863,247

CALIFORNIA

California residents saved **\$187.3 million** through WICHE's Student Access Programs in 2018-19



WUE

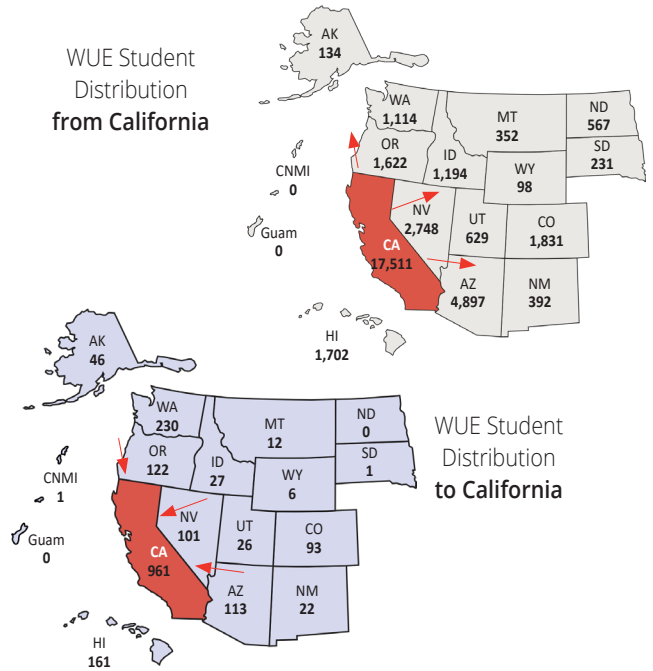
Western Undergraduate Exchange

- 17,511 California undergraduates paid up to 150% of resident tuition to save \$179.2 million.
- Most popular schools: Northern Arizona U. (3,947 Calif. residents) and U. of Nevada, Reno (1,996 Calif. residents)
- California residents have saved \$1.35 billion since 1997.

California institutions enrolled 961 WUE students from other WICHE states and territories

California State Polytechnic U., Pomona	23	CSU, Monterey Bay.....	58
California State U. (CSU), Bakersfield.....	68	CSU, Northridge.....	20
CSU, Channel Islands.....	9	CSU, Sacramento.....	124
CSU, Chico.....	82	CSU, San Bernardino.....	13
CSU, Dominguez Hills.....	1	CSU, San Marcos.....	41
CSU, East Bay.....	67	CSU, Stanislaus.....	21
CSU, Maritime Academy.....	141	Humboldt State U.....	278
		Sonoma State U.....	11
		U. of California, Merced.....	4

WUE Student Distribution from California



WRGP

Western Regional Graduate Program

- 528 California students paid resident tuition in other Western states and saved \$8 million.
- California universities enrolled 21 WRGP students from other WICHE states.

PSEP

Professional Student Exchange Program

- California doesn't use PSEP for its residents because it operates public programs in most PSEP fields, with the exception of osteopathic medicine and podiatry.
- However, California institutions and their local economies still benefit from PSEP. This year, 86 PSEP students enrolled in public and private programs located in California. Institutions received \$1.9 million in support fees to reduce the students' tuition costs.

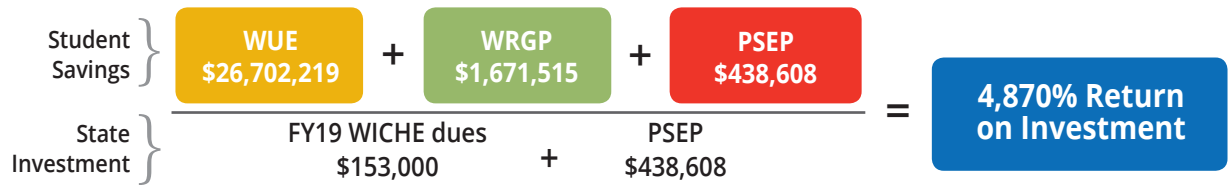


"Thanks to the financial assistance provided by WRGP, I have been able to advance my interests in sustainability and business and know that upon graduation I will have the tools necessary to make a professional difference and a sustainable impact."

– Mitchell, California resident
Global Social Sustainable Enterprise, Colorado State University

COLORADO

Colorado residents saved **\$28.8 million** through WICHE's Student Access Programs in 2018-19

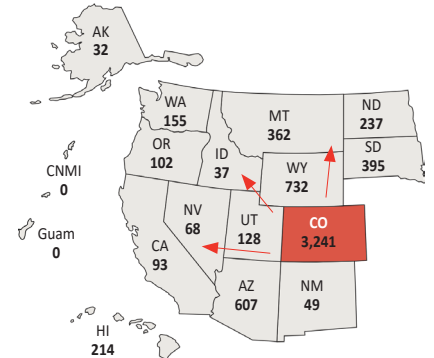


WUE

Western Undergraduate Exchange

- 3,241 Colorado undergraduates paid up to 150% of resident tuition to save \$26.7 million.
- Most popular schools: Northern Arizona U. (424 Colo. residents) and U. of Wyoming (335 Colo. residents)
- Colorado residents have saved \$299.8 million since 1988.

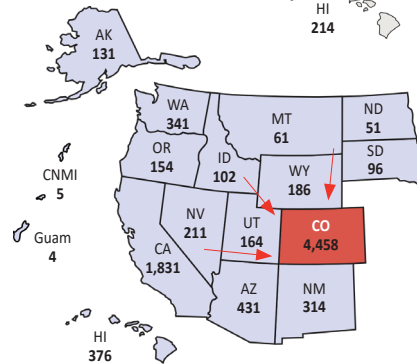
WUE Student Distribution from Colorado



Colorado institutions enrolled 4,458 WUE students from other WICHE states and territories

4-Year	2-Year
Adams State U. 112	Aims C.C. 2
Colorado Mesa U. 743	Arapahoe C.C. 8
Colorado State U. - Fort Collins 1,025	Colorado Mountain College 25
Colorado State U. - Pueblo 276	Colorado Northwestern C.C. 51
Fort Lewis College 36	C.C. of Aurora 50
Metropolitan State U. of Denver 165	C.C. of Denver 18
U. of Colorado, Colorado Springs 488	Front Range C.C. 59
U. of Colorado Denver 425	Lamar C.C. 18
U. of Northern Colorado 726	Morgan C.C. 2
Western State Colorado U. 62	Northeastern Jr. College 45
	Otero Jr. College 44
	Pikes Peak C.C. 14
	Pueblo C.C. 7
	Red Rocks C.C. 12
	Trinidad State Jr. College 21

WUE Student Distribution to Colorado



WRGP

Western Regional Graduate Program

- 109 Colorado students paid resident tuition in other Western states and saved \$1.7 million.
- Colorado universities enrolled 419 WRGP students from other WICHE states.

PSEP

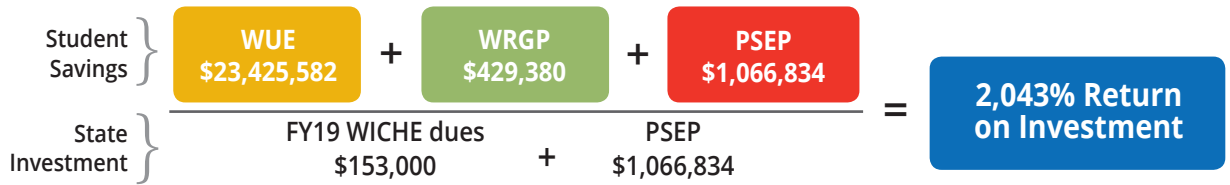
Professional Student Exchange Program

- 25 students paid reduced tuition and saved \$438,608 to study optometry in another state because it's not offered by a Colorado public institution.
- Colorado institutions and their local economies benefit too. This year, 113 PSEP students enrolled in public and private programs located in Colorado. Institutions received \$3.3 million in support fees to reduce the students' tuition costs.
- 85% of Colorado's PSEP graduates (2007-16) returned home to practice; students are required to return home to serve.

Field	# of Colorado students	Support fees paid
Optometry	25	\$438,608
TOTAL	25	\$438,608

HAWAII

Hawaii residents saved **\$24.9 million** through WICHE's Student Access Programs in 2018-19



WUE

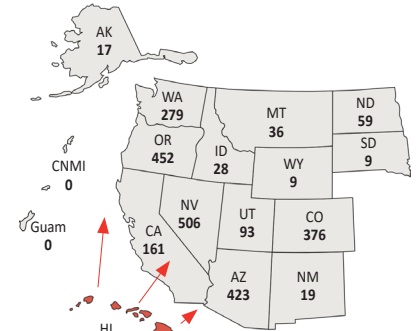
Western Undergraduate Exchange

- 2,467 Hawaii undergraduates paid up to 150% of resident tuition to save \$23.4 million.
- Most popular schools: U. of Nevada, Las Vegas (396 Hawaii residents) and Northern Arizona U. (292 Hawaii residents)
- Hawaii residents have saved \$271.3 million since 1988.

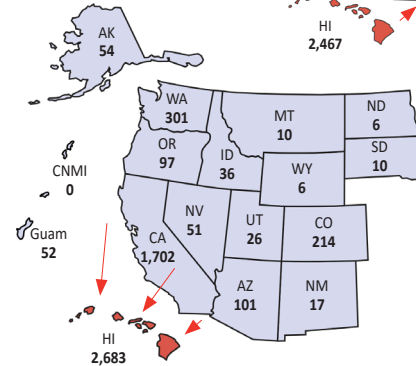
Hawaii institutions enrolled 2,683 WUE students from other WICHE states and territories

4-Year	2-Year
U. of Hawaii, Hilo 327	U. of Hawaii, Maui College 5
U. of Hawaii, Manoa..... 2,331	
U. of Hawaii, West Oahu..... 20	

WUE Student Distribution from Hawaii



WUE Student Distribution to Hawaii



WRGP

Western Regional Graduate Program

- 28 Hawaii students paid resident tuition in other Western states and saved \$429,380.
- Hawaii universities enrolled 59 WRGP students from other WICHE states.

PSEP

Professional Student Exchange Program

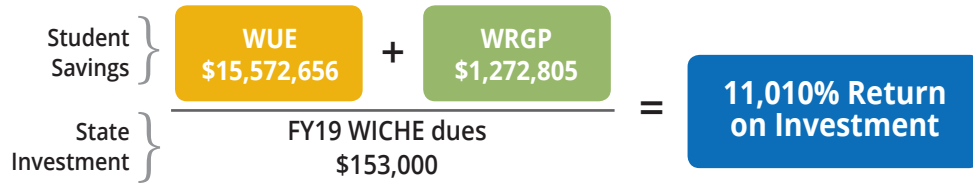
- 47 students paid reduced tuition for health care studies not offered by public institutions in the home state and saved \$1,066,834.
- Hawaii institutions and their local economies benefit too. This year, 3 PSEP students enrolled in public programs located in Hawaii. Institutions received \$73,275 in support fees to reduce the students' tuition costs.
- 65% of Hawaii's PSEP graduates (from 2007-16) returned home to practice; students are required to return home and serve.

Field	# of Hawaii students	Support fees paid
Dentistry	9	\$244,300
Occupational Therapy	2	36,534
Optometry	12	216,300
Physical Therapy	12	180,900
Veterinary Medicine	12	388,800
TOTAL	47	\$1,066,834



"I'm using my PSEP savings to further my education in traditional Chinese Veterinary Medicine so I can practice integrative medicine. I began learning small-animal acupuncture earlier this year, and traveled to China this summer for an on-site acupuncture lab."

– Ashley, Hawaii resident
Veterinary Medicine, Washington State University

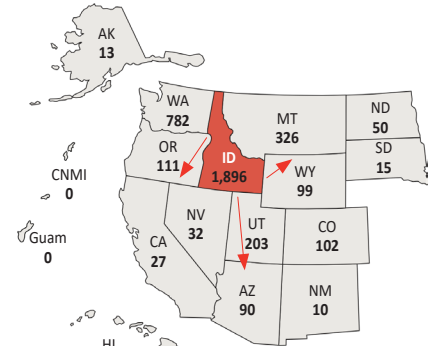


WUE

Western Undergraduate Exchange

- 1,896 Idaho undergraduates paid up to 150% of resident tuition to save \$15.6 million.
- Most popular schools: Spokane C.C. (372 Idaho residents) and Washington State U. (185 Idaho residents)
- Idaho residents have saved \$190.9 million since 1988.

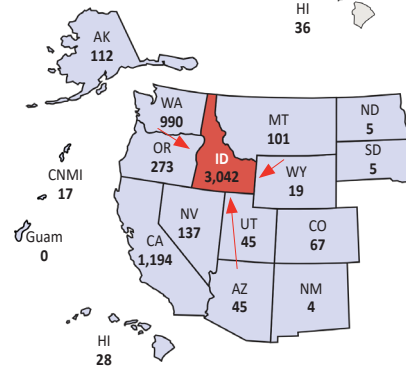
WUE Student Distribution from Idaho



Idaho institutions enrolled 3,042 WUE students from other WICHE states and territories

4-Year	2-Year
Boise State U. 1,995	College of Southern Idaho60
Idaho State U. 129	North Idaho College.....99
Lewis-Clark State College.....37	
U. of Idaho..... 722	

WUE Student Distribution to Idaho



WRGP

Western Regional Graduate Program

- 83 Idaho students paid resident tuition in other Western states and saved \$1.3 million.
- Idaho universities enrolled 66 WRGP students from other WICHE states.

PSEP

Professional Student Exchange Program

- Idaho supported students studying optometry until 2013. Idaho has elected not to use PSEP for its residents because it partners directly with neighboring states or operates public programs in most PSEP fields, with the exception of optometry, osteopathic medicine, and podiatry.
- However, Idaho institutions and their local economies still benefit from PSEP. This year, 8 PSEP students enrolled at Idaho State University. The university received \$124,384 in support fees to reduce the students' tuition costs.

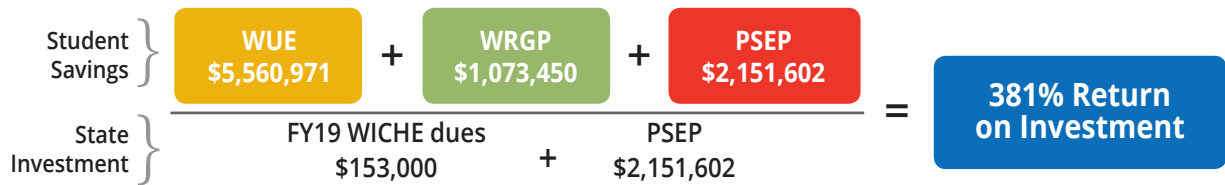


"I am a mother of three daughters ages 15, 2, and 3 months old. Being able to pay less for my top-choice graduate program through WRGP allows me to focus on my studies—improving not only my life, but the lives of my daughters as well."

– Michelle, Idaho resident
Communication Sciences and Disorders, Eastern Washington University

MONTANA

Montana residents saved **\$8.8 million** through WICHE's Student Access Programs in 2018-19

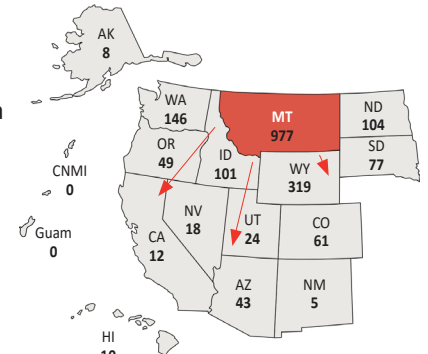


WUE

Western Undergraduate Exchange

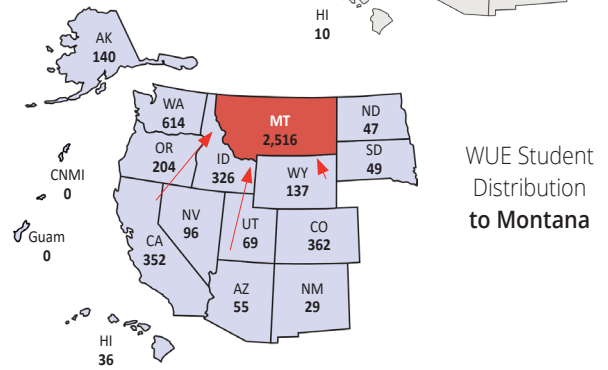
- 977 Montana undergraduates paid up to 150% of resident tuition to save \$5.6 million.
- Most popular schools: Sheridan College (125 Mont. residents) and Northwest College (122 Mont. residents)
- Montana residents have saved \$124.2 million since 1988.

WUE Student Distribution from Montana



Montana institutions enrolled 2,516 WUE students from other WICHE states and territories

4-Year	2-Year
Montana State U. (MSU)	Dawson C.C. 53
Billings 253	Flathead Valley C.C. 8
MSU Bozeman 1,003	Great Falls College, MSU 7
MSU Northern 128	Helena College of Tech, U of Montana 15
Montana Tech U. 152	Highlands College of Montana Tech 4
U. of Montana, Missoula 581	Miles C.C. 26
U. of Montana, Western 286	



WUE Student Distribution to Montana

WRGP

Western Regional Graduate Program

- 70 Montana students paid resident tuition in other Western states and saved \$1.1 million.
- Montana universities enrolled 99 WRGP students from other WICHE states.

PSEP

Professional Student Exchange Program

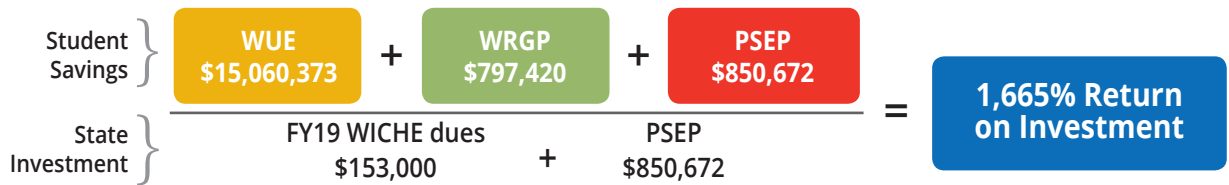
- 78 students paid reduced tuition for health care studies not offered by public institutions in the home state and saved \$2.2 million.
- Montana institutions and their local economies benefit too. This year, 3 PSEP students enrolled in public programs located in Montana. Institutions received \$38,125 in support fees to reduce the students' tuition costs.
- 55% of Montana's PSEP graduates (2007-11 for physicians, 2007-16 for all other fields) returned home to practice. Montana does not contractually require them to do so.

Field	# of Montana students	Support fees paid
Dentistry	14	\$366,450
Medicine (Allopathic)	25	810,818
Occupational Therapy	5	50,234
Optometry	4	72,100
Osteopathic Medicine	12	268,800
Veterinary Medicine	18	583,200
TOTAL	78	\$2,151,602

Montana residents may also study podiatry through PSEP.

NEVADA

Nevada residents saved **\$16.7 million** through WICHE's Student Access Programs in 2018-19



WUE

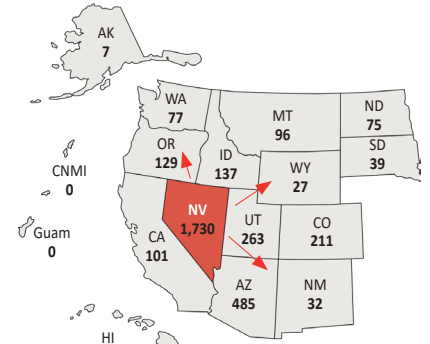
Western Undergraduate Exchange

- 1,730 Nevada undergraduates paid up to 150% of resident tuition to save \$15 million.
- Most popular schools: Northern Arizona U. (259 Nev. residents) and Southern Utah U. (162 Nev. residents)
- Nevada residents have saved \$157.9 million since 1988.

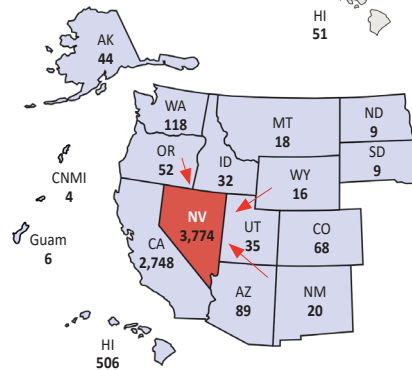
Nevada institutions enrolled 3,774 WUE students from other WICHE states and territories

4-Year	2-Year
Nevada State College.....24	College of Southern Nevada.. 136
U. of Nevada, Las Vegas..... 1,231	Great Basin College.....23
U. of Nevada, Reno..... 2,160	Truckee Meadows C.C..... 176
	Western Nevada C.C.....24

WUE Student Distribution from Nevada



WUE Student Distribution to Nevada



WRGP

Western Regional Graduate Program

- 52 Nevada students paid resident tuition in other Western states and saved \$797,420.
- Nevada universities enrolled 7 WRGP students from other WICHE states.

PSEP

Professional Student Exchange Program

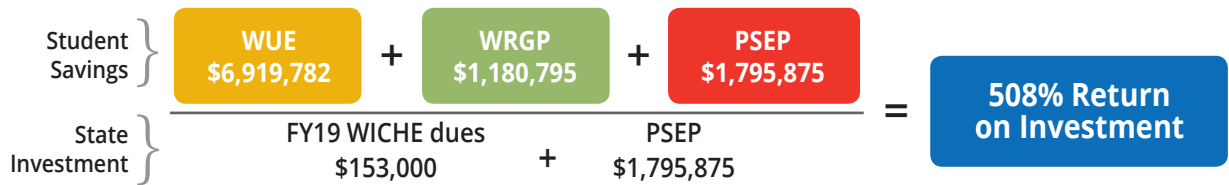
- 44 students paid reduced tuition for health care studies not offered by public institutions in their home state and saved \$850,672.
- Nevada institutions and their local economies benefit too. This year, 36 PSEP students enrolled in public and private programs located in Nevada. Institutions received \$607,298 in support fees to reduce the students' tuition costs.
- 86% of Nevada's PSEP graduates (2007-16) returned home to practice; students are contractually required to return and serve.

Field	# of Nevada students	Support fees paid
Occupational Therapy	4	\$73,068
Pharmacy	16	162,154
Physical Therapy*	6	90,450
Physician Assistant	4	71,400
Veterinary Medicine	14	453,600
TOTAL	44	\$850,672

*Although the University of Nevada, Las Vegas offers a doctor of physical therapy program, Nevada educates additional professionals through PSEP because of the state's tremendous workforce need for physical therapists.

NEW MEXICO

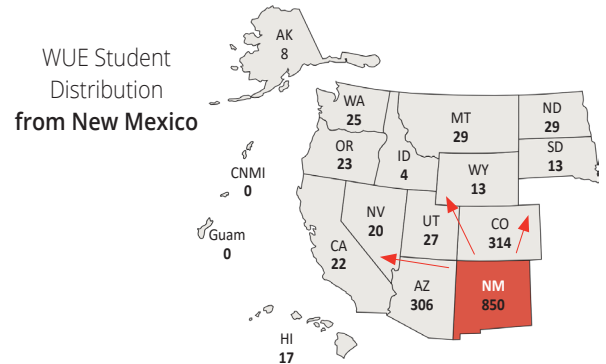
New Mexico students saved **\$9.9 million** through WICHE's Student Access Programs in 2018-19



WUE

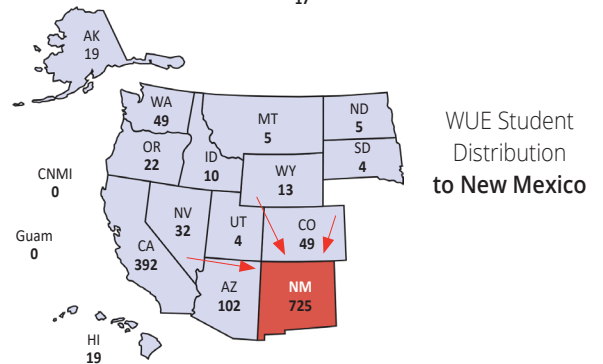
Western Undergraduate Exchange

- 850 New Mexico undergraduates paid up to 150% of resident tuition to save \$6.9 million.
- Most popular schools: Northern Arizona U. (179 N.M. residents) and Colorado State U. (86 N.M. residents)
- New Mexico residents have saved \$96.1 million since 1988.



12 New Mexico institutions enrolled 725 WUE students from other WICHE states and territories

4-Year	2-Year
Eastern New Mexico U. - Portales..... 149	Eastern New Mexico U. - Roswell..... 10
New Mexico Highlands U..... 16	New Mexico Junior College..... 0
New Mexico Institute of Mining & Technology..... 16	New Mexico Military Institute..... 7
New Mexico State U..... 244	New Mexico State U. - Alamogordo..... 0
Northern New Mexico College... 0	Santa Fe C.C..... 0
U. of New Mexico..... 224	
Western New Mexico U..... 59	



Western Regional Graduate Program

- 77 New Mexico students paid resident tuition in other Western states and saved \$1.2 million.
- New Mexico universities enrolled 24 WRGP students from other WICHE states.

PSEP

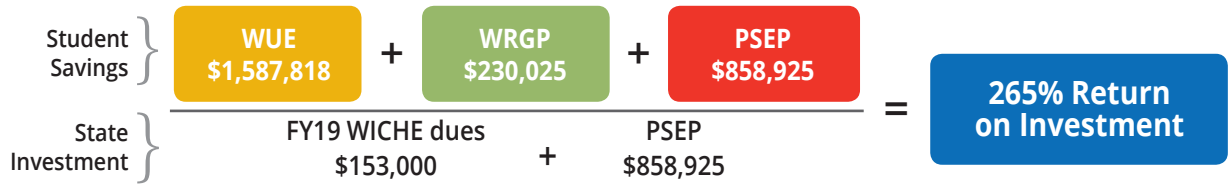
Professional Student Exchange Program

- New Mexico's \$1.8 million investment enabled 61 students to pay reduced tuition in dentistry and veterinary medicine programs (for which no public New Mexico programs exist) outside the state.
- New Mexico institutions and their local economies benefit too. This year, 2 PSEP students enrolled in public programs located in New Mexico. Institutions received \$37,909 in support fees to reduce the students' tuition costs.
- 95% of New Mexico's PSEP graduates (2007-16) returned home to practice; New Mexico students are contractually required to do so.

Field	# of New Mexico students	Support fees paid
Dentistry	29	\$759,075
Veterinary Medicine	32	1,036,800
TOTAL	61	\$1,795,875

NORTH DAKOTA

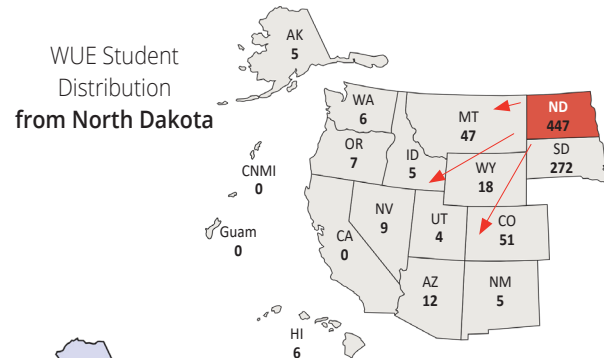
No. Dakota residents saved **\$2.7 million** through WICHE's Student Access Programs in 2018-19



WUE

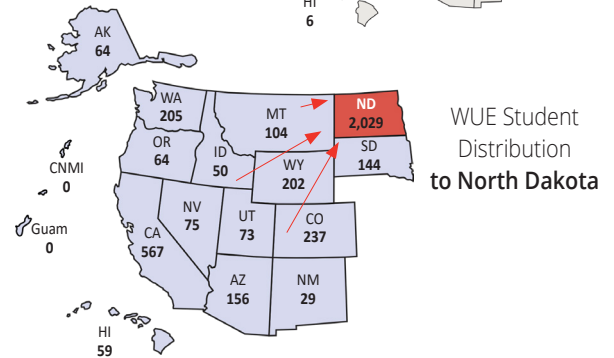
Western Undergraduate Exchange

- 447 North Dakota undergraduates paid up to 150% of resident tuition to save \$1.6 million.
- Most popular schools: Northern State U. (82 N.D. residents) and South Dakota State U. (57 N.D. residents)
- North Dakota residents have saved \$38.6 million since 1988.



North Dakota institutions enrolled 2,029 WUE students from other WICHE states and territories

4-Year	2-Year
Dickinson State U. 113	Bismarck State College..... 176
Mayville State U..... 101	Dakota College at Bottineau....37
Minot State U..... 347	Lake Region State College.....68
North Dakota State U..... 251	North Dakota State College
U. of North Dakota 674	of Science24
Valley City State U..... 194	Williston State College.....44



WRGP

Western Regional Graduate Program

- 15 North Dakota students paid resident tuition in other Western states and saved \$230,025.
- North Dakota universities enrolled 40 WRGP students from other WICHE states.

PSEP

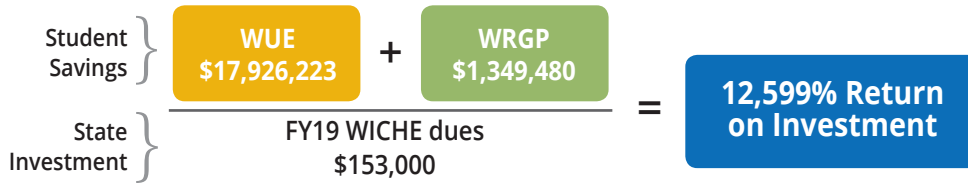
Professional Student Exchange Program

- 38 students paid reduced tuition for health care studies not offered by public institutions in their home state and saved \$858,925.
- North Dakota institutions and their local economies benefit too. This year, 19 PSEP students enrolled in public programs located in North Dakota. Institutions received \$469,934 in support fees to reduce the students' tuition costs.
- 37% of North Dakota's PSEP graduates (2007-16) returned home to practice. North Dakota does not contractually require them to do so.

Field	# of North Dakota students	Support fees paid
Dentistry	9	\$235,575
Optometry	22	396,550
Veterinary Medicine	7	226,800
TOTAL	38	\$858,925

OREGON

Oregon residents saved **\$19.3 million** through WICHE's Student Access Programs in 2018-19



WUE

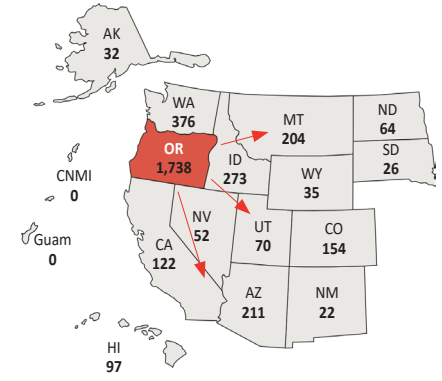
Western Undergraduate Exchange

- 1,738 Oregon undergraduates paid up to 150% of resident tuition to save \$17.9 million.
- Most popular schools: Washington State U. (195 Ore. residents) and Northern Arizona U. (149 Ore. residents)
- Oregon residents have saved \$228.7 million since 1989.

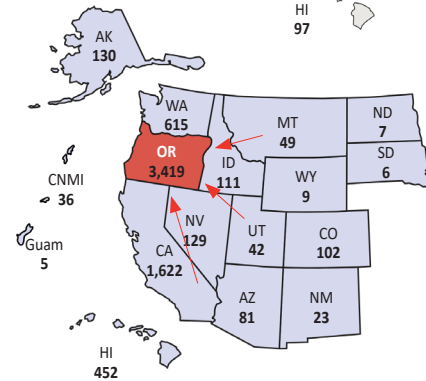
Oregon institutions enrolled 3,419 WUE students from other WICHE states and territories

4-Year	2-Year
Eastern Oregon U..... 174	Klamath C.C.....25
Oregon Institute of Tech..... 271	
Portland State U..... 1,101	
Southern Oregon U. 1,087	
Western Oregon U. 761	

WUE Student Distribution from Idaho



WUE Student Distribution to Idaho



WRGP

Western Regional Graduate Program

- 88 Oregon students paid resident tuition in other Western states and saved \$1.3 million.
- Oregon universities enrolled 112 WRGP students from other WICHE states.

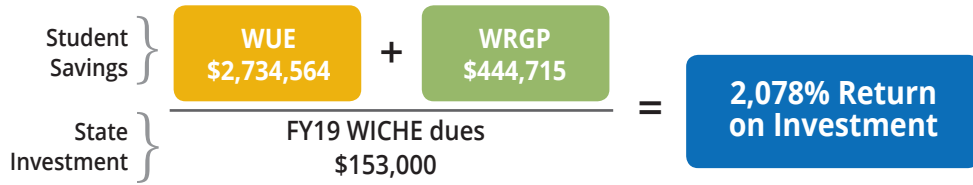
PSEP

Professional Student Exchange Program

- Oregon doesn't use PSEP for its residents because it operates public programs in most PSEP fields, with the exception of occupational therapy, optometry, osteopathic medicine, and podiatry.
- However, Oregon institutions and their local economies still benefit from PSEP. This year, 82 PSEP students enrolled in public and private programs located in Oregon. Institutions received \$1.9 million in support fees to reduce the students' tuition costs.

SOUTH DAKOTA

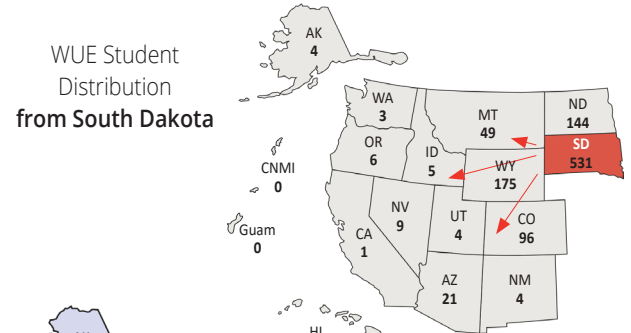
So. Dakota residents saved **\$3.2 million** through WICHE's Student Access Programs in 2018-19



WUE

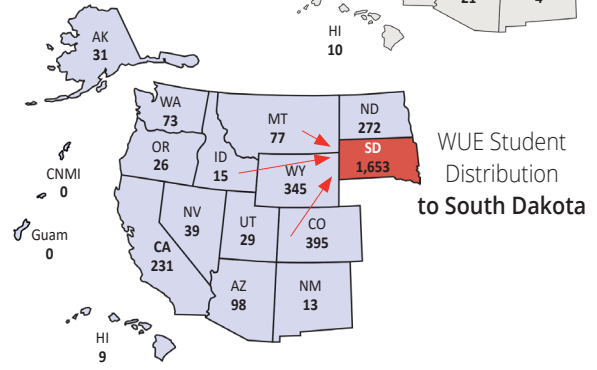
Western Undergraduate Exchange

- 531 South Dakota undergraduates paid 150% or less of resident tuition to save \$2.7 million.
- Most popular schools: North Dakota State U. (131 S.D. residents) and Sheridan College (36 S.D. residents)
- South Dakota residents have saved \$87.4 million since 1989.



South Dakota institutions enrolled 1,653 WUE students from other WICHE states and territories

Black Hills State U.....	500
Dakota State U.	128
Northern State U.	156
South Dakota School of Mines and Technology.....	507
South Dakota State U.	222
U. of South Dakota	140



WRGP

Western Regional Graduate Program

- 29 South Dakota students paid resident tuition in other Western states and saved \$444,715.
- South Dakota universities enrolled 7 WRGP students from other WICHE states.

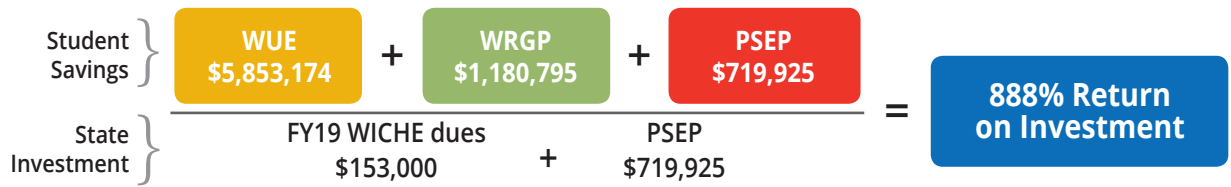
PSEP

Professional Student Exchange Program

- South Dakota doesn't use PSEP for its residents because they typically enroll in the state's public programs for several PSEP fields, or have agreements with neighboring states for programs not offered by their public institutions.
- South Dakota institutions and their local economies can benefit from PSEP. For example, the U. of South Dakota's occupational therapy doctorate enrolls students from other WICHE states. The institution receives a support fee paid by the students' home states to reduce their tuition costs.

UTAH

Utah residents saved **\$7.8 million** through WICHE's Student Access Programs in 2018-19

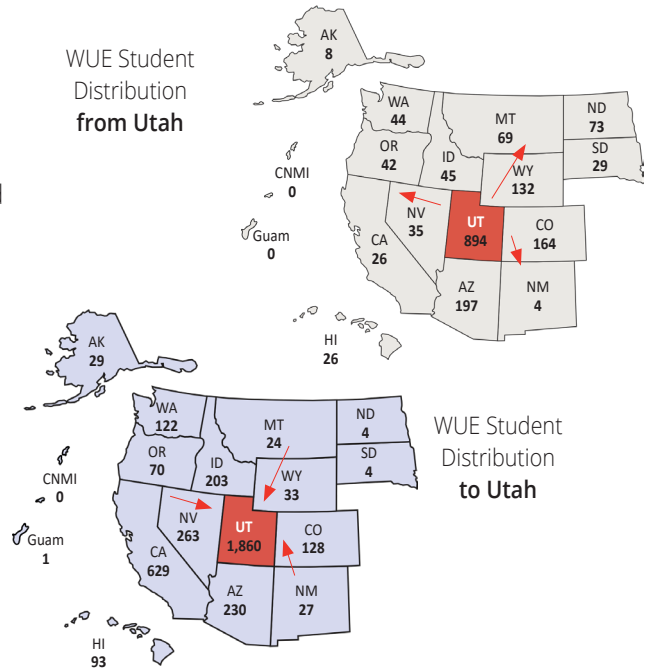


WUE

Western Undergraduate Exchange

- 894 Utah undergraduates paid 150% or less of resident tuition to save \$5.9 million.
- Most popular schools: Mohave C.C. (85 Utah residents) and Western Wyoming C.C. (64 Utah residents)
- Utah residents have saved \$86.8 million since 1988.

WUE Student Distribution from Utah



Utah institutions enrolled 3,419 WUE students from other WICHE states and territories

4-Year	2-Year
Dixie State U. 351	Salt Lake C.C. 38
Southern Utah U. 397	Snow College 38
U. of Utah 102	Utah State U. Eastern 0
Utah State U. 62	
Utah Valley U. 736	
Weber State U. 136	

WRGP

Western Regional Graduate Program

- 77 Utah students paid resident tuition in other Western states and saved \$1.2 million.
- Utah universities enrolled 117 WRGP students from other WICHE states.

PSEP

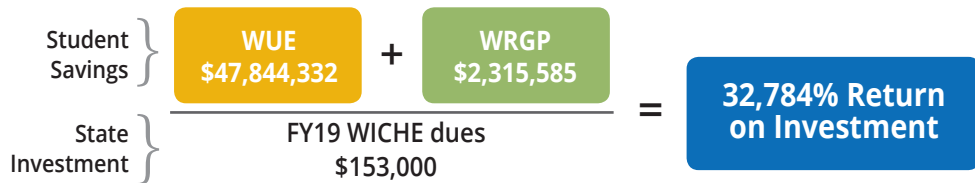
Professional Student Exchange Program

- 42 students paid reduced tuition for health care studies not offered by public institutions in the home state and saved \$719,925.
- Utah institutions and their local economies benefit too. This year, 15 PSEP students enrolled in public and private programs located in Utah. Institutions received \$378,750 in support fees to reduce the students' tuition costs.
- 48% of Utah's PSEP graduates (2007-16) returned home to practice. Utah does not contractually require them to do so.

Field	# of Utah students	Support fees paid
Optometry	27	\$486,675
Podiatry	15	233,250
TOTAL	42	\$719,925

WASHINGTON

Washington residents saved **\$50.2 million** through WICHE's Student Access Programs in 2018-19



WUE

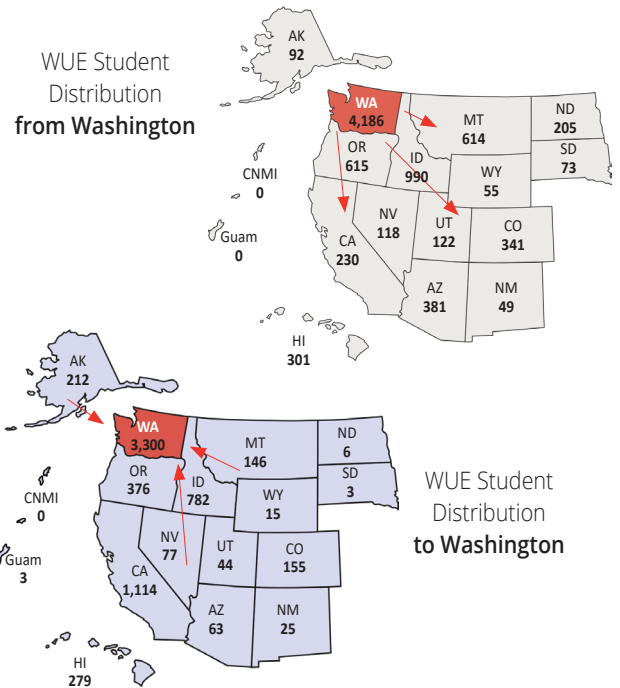
Western Undergraduate Exchange

- 4,186 Washington undergraduates paid 150% or less of resident tuition to save \$47.8 million.
- Most popular schools: Boise State U. (482 Wash. residents) and U. of Idaho (446 Wash. residents)
- Washington residents have saved \$495.5 million since 1997.

Washington institutions enrolled 3,300 WUE students from other WICHE states and territories

4-Year	2-Year
Central Washington U. 356	Grays Harbor College 0
Eastern Washington U. 23	Spokane C.C. 512
Evergreen State College* 0	Spokane Falls C.C. 222
Washington State U. (WSU)... 1,825	
WSU Tri-Cities 16	
WSU Vancouver* 0	
Western Washington U. 346	

* New WUE institution, Fall 2018




Western Regional Graduate Program

- 151 Washington students paid resident tuition in other Western states and saved \$2.3 million.
- Washington universities enrolled 101 WRGP students from other WICHE states.

PSEP

Professional Student Exchange Program

- Washington supported students studying optometry and osteopathic medicine until 2013. Washington has elected not to use PSEP for its residents because it operates public programs in most PSEP fields, with the exception of optometry, osteopathic medicine, and podiatry.
- However, Washington institutions and their local economies still benefit from PSEP. This year, 86 PSEP students enrolled in public and private programs located in Washington. Institutions received \$2.4 million in support fees to reduce the students' tuition costs.

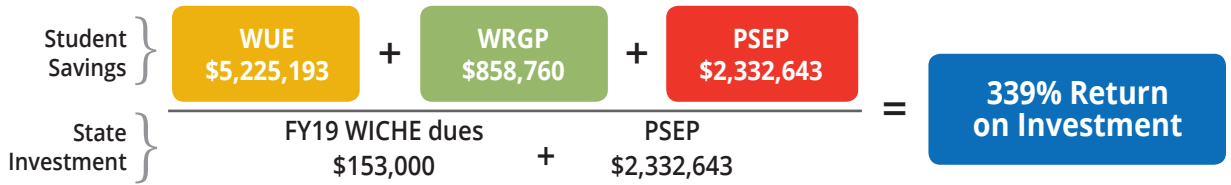


"My goal is to work in under-resourced communities where access to health care is limited. Thanks to WRGP, my tuition costs are half what they would have been. Instead of worrying about paying back graduate loans, I can focus on being the best health care provider and serve in a community where salaries might be lower."

– Leah, Washington resident
Graduate Nursing/Advanced Population Health, University of Hawai'i Manoa

WYOMING

Wyoming residents saved **\$8.4 million** through WICHE's Student Access Programs in 2018-19

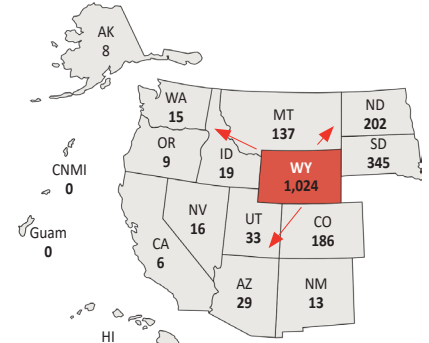


WUE

Western Undergraduate Exchange

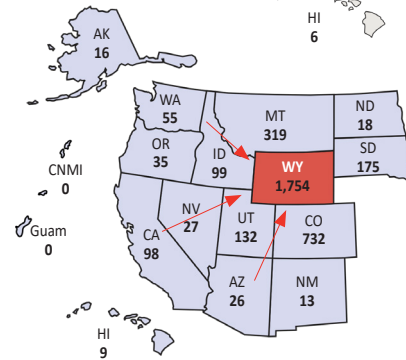
- 1,024 Wyoming undergraduates paid 150% or less of resident tuition to save \$5.2 million.
- Most popular schools: Black Hills State U. (255 Wyo. residents) and Valley City State U. (93 Wyo. residents)
- Wyoming residents have saved \$135.7 million since 1988.

WUE Student Distribution from Wyoming



Wyoming institutions enrolled 1,754 WUE students from other WICHE states and territories

4-Year	2-Year
U. of Wyoming..... 442	Casper College 206
	Central Wyoming College 106
	Eastern Wyoming College..... 76
	Gillette College 80
	Laramie County C.C..... 298
	Northwest College..... 206
	Sheridan College..... 235
	Western Wyoming C.C..... 105



WUE Student Distribution to Wyoming

WRGP

Western Regional Graduate Program

- 56 Wyoming students paid resident tuition in other Western states and saved \$858,760.
- Wyoming universities enrolled 5 WRGP students from other WICHE states.

PSEP

Professional Student Exchange Program

- 101 students paid reduced tuition for health care studies not offered by public institutions in the home state and saved \$2.3 million.
- The University of Wyoming and the local economy can benefit from PSEP; its doctor of pharmacy program can enroll students from other WICHE states. The institution receives a support fee paid by the students' home states to reduce their tuition costs.
- 42% of Wyoming's PSEP graduates (2007-11 for physicians, 2007-16 for all other fields) returned home to practice. Wyoming now requires students (enrolling as of Fall 2013 or later) to return home and practice upon graduation. Students studying veterinary medicine are currently exempt.

Field	# of Wyoming students	Support fees paid
Dentistry	6	\$157,050
Medicine (Allopathic)	10	293,850
Occupational Therapy	6	86,768
Optometry	8	144,200
Osteopathic Medicine	8	179,200
Physical Therapy	27	407,025
Physician Assistant	7	124,950
Veterinary Medicine	29	939,600
TOTAL	101	\$2,332,643

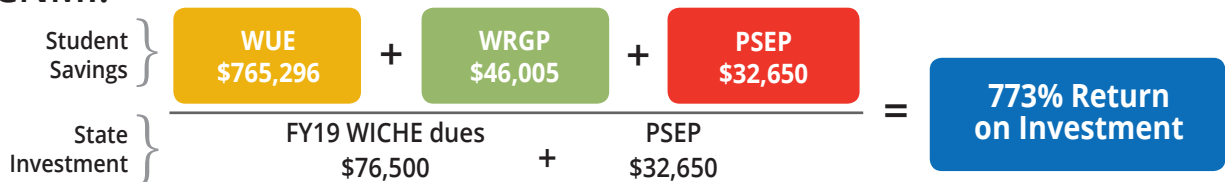
Wyoming residents may also study podiatry through PSEP.

U.S. PACIFIC TERRITORIES AND FREELY ASSOCIATED STATES

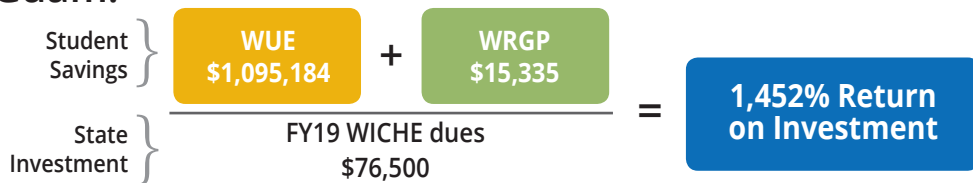
The Commonwealth of the Northern Mariana Islands (CNMI) and Guam are the first of the U.S. Pacific Territories and Freely Associated States to join WICHE. American Samoa, the Marshall Islands, the Federated States of Micronesia, and Palau are also eligible to join WICHE and participate in its Student Access Programs under the same membership. CNMI joined WICHE in 2012 and Guam joined in 2016.

Together, CNMI and Guam students who studied out-of-state saved **\$1.95 million** through WICHE's Student Access Programs in 2018-19.

CNMI:



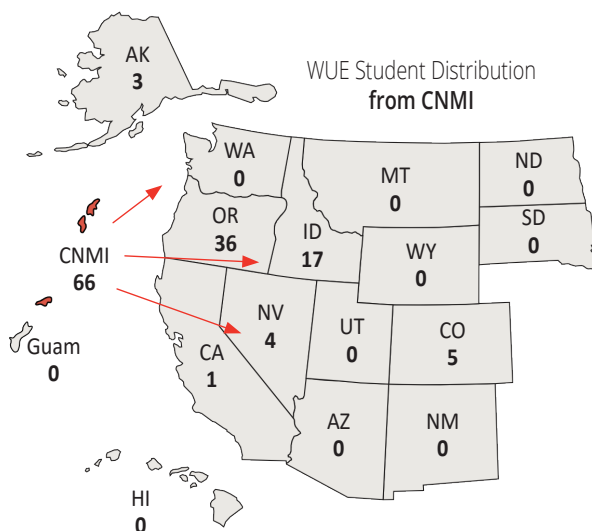
Guam:



WUE

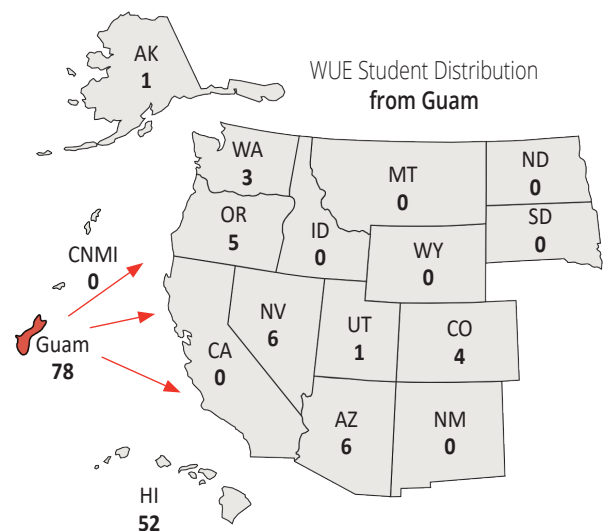
Western Undergraduate Exchange

- 66 CNMI undergraduates paid up to 150% of resident tuition to save \$765,296.
- Most popular schools: Eastern Oregon U. (17 CNMI residents) and Boise State U. (16 CNMI residents)
- CNMI residents have saved \$2.3 million since 2013.
- Northern Marianas College participates in the WUE network and is eligible to enroll WUE students from other WICHE states at the reduced WUE rate.



Western Undergraduate Exchange

- 78 Guam undergraduates paid up to 150% of resident tuition to save \$1.1 million.
- Most popular schools: U. of Hawai'i at Manoa (49 Guam residents) and U. of Nevada, Las Vegas (5 Guam residents)
- Guam residents have saved \$2.3 million since 2016.
- The University of Guam and Guam C.C. do not currently participate in the WUE network; however, both are eligible to join.



WRGP

Western Regional Graduate Program

- 3 **CNMI** graduate students paid resident tuition in other Western states and saved \$46,005.
- 1 **Guam** graduate student paid resident tuition in another Western state and saved \$15,335.

PSEP

Professional Student Exchange Program

CNMI's first student enrolled through PSEP this academic year and is saving \$32,650 on tuition for health care studies not offered by CNMI public institutions.

WICHE is excited to welcome CNMI and its aspiring health care professionals to PSEP. CNMI passed legislation last year that enables its residents to gain access to affordable health care education at some 130 participating programs in the Western United States. CNMI is seeking qualified students enrolled in WICHE's partner programs in the fields of: allopathic medicine, dentistry, occupational therapy, osteopathic medicine, pharmacy, physician assistant, physical therapy, and veterinary medicine.

Guam is not currently participating in PSEP, but if its legislature elects to do so, WICHE looks forward to facilitating its participation, with the goal of building Guam's health care workforce.



"WICHE's PSEP aid will be of great assistance in helping me achieve my long-time goal of becoming a physician. Thank you for increasing accessibility to professional education for those of us from the islands."

– Billie, CNMI resident,
University of Hawai'i Manoa,
School of Medicine

WUE has made it affordable for students from other states to come to Arizona to pursue a teaching profession on the U.S./Mexico border, making a difference in the lives of those students and their communities. Thanks to WUE, students who couldn't otherwise have afforded to pursue this noble calling now can do so.

– Sarah Wieland, Assistant Dean for
Academic Advising and Student Services,
University of Arizona South

ABOUT WICHE

The Western Interstate Commission for Higher Education (WICHE) has a decades-long tradition of successful service to higher education in the West through regional collaboration, resource-sharing, sound public policy, and innovation. As one of four regional U.S. interstate higher education compacts, WICHE has a diverse portfolio of programs and priorities that:

- Help students pursue higher education affordably at a wide range of institutions
- Accelerate regionwide sharing of ideas and resources to help colleges, universities, and states improve their educational systems, services, and workforce
- Provide expert research and policy guidance for legislators and educational leaders in diverse niches including data-sharing, governance, behavioral health, and demography
- Prepare universities, colleges, and communities for social, economic, and technological change

WICHE's Student Access Programs detailed within this report are just one way in which WICHE programs (some with national scope and impact) provide direct value to its 16 member states and territories. Others include:

- Policy and research on myriad topics, including *Knocking at the College Door*, the nation's most authoritative report on the projections of high school graduates; and a Multistate Longitudinal Data Exchange that will help answer key questions about the development and mobility of human capital by linking education and occupation outcomes across state lines
- Programs that narrow access and affordability gaps, including Interstate Passport, which facilitates streamlined transfer of lower-division general education credentials across states
- The WICHE Cooperative for Educational Technologies (WCET), an innovator in areas ranging from open educational resources to accessibility, whose 370 members in 49 states and Canada are leaders in the practice, policy, and advocacy of technology-enhanced learning in higher education
- A Behavioral Health program that fosters partnerships to increase access to quality behavioral health care—particularly in underserved communities of the West. States call upon WICHE's guidance to help them optimize their behavioral health delivery systems and regulatory compliance, develop an expert workforce, and decrease substance abuse and suicide
- The Western regional office of the State Authorization Reciprocity Agreement, a national initiative that facilitates more uniform state oversight of institutions' delivery of distance education

Based in Boulder, Colo., WICHE is funded through dues from member states and territories—which reap strong returns on investment from WICHE programs, collaborations, and resources—and by grantmakers and others who share our desire to strengthen tomorrow's postsecondary education and workforce opportunities.

PARTICIPATE IN WICHE'S STUDENT ACCESS PROGRAMS

If you're a WICHE-region stakeholder, we welcome your participation in our programs. Reach out to us to learn how you can become part of WUE, WRGP, or PSEP. Or check out our new WICHE Savings Finder databases for WUE (wuesavingsfinder.wiche.edu) and WRGP (wrgpsavingsfinder.wiche.edu) for detail on participating colleges, universities and programs, and how much students can save.

Jere Mock, Vice President of Programs and Services, jmock@wiche.edu

Margo Colalancia, Director of Student Access Programs, mcolalancia@wiche.edu

Kim Nawrocki, Coordinator, Student Access Programs and Events, knawrocki@wiche.edu



wiche.edu



Western Interstate Commission
for Higher Education

3035 Center Green Drive, Suite 200
Boulder, CO 80301

wiche.edu




“A huge weight was lifted from my shoulders after learning that Montana would pay a large portion of my tuition. I’ve taken out fewer loans, which will dramatically reduce my debt. Now, I can focus on learning to become a competent physician so I can better care for patients. I look forward to giving back to Montana in the future.”

– Angela, Montana resident,
Pacific Northwest University of Health Sciences

“PSEP financial support has reduced my uncertainty and allowed me to focus on my education, and I sincerely thank Arizona legislators for allocating these funds. This program has changed my life by giving me the opportunity to study osteopathic medicine, and I’m excited to serve Arizona communities once I graduate.”

– Bernardo, Arizona resident,
Midwestern University



“Upon graduation, I’ll be years closer to achieving my ultimate goal of running my own private dental practice, thanks to WICHE’s PSEP.”

– Matthew, Montana resident,
Dentistry, University of Colorado Anschutz