

# Towards Healthy Schools



**Reducing Risks to Children**



# Coalition *for* Healthier Schools

*...providing the national platform and  
the forum for environmental health at school, since 2001...*

Coordinated by Healthy Schools Network

## **Towards Healthy Schools: Reducing Risks to Children**

For information or additional copies, please contact:



**Healthy Schools Network, Inc.**

773 Madison Avenue  
Albany, NY 12208

Tel (518) 462-0632 • Fax (518) 462-0433

[info@healthyschools.org](mailto:info@healthyschools.org)

[www.HealthySchools.org](http://www.HealthySchools.org)

[www.NationalHealthySchoolsDay.org](http://www.NationalHealthySchoolsDay.org)

[www.CleaningforHealthySchools.org](http://www.CleaningforHealthySchools.org)

# Table of Contents

Credits	1-2
Narrative Introduction	3-6
National Data – Summary	7
National Data – All States	8-15
Honor Roll States	16
Data Footnotes	17-18
All State Pages	19-45
Special Topics	46
EPA State Grants Report	47
PCBs	48-49
Climate Change	50-53
Reducing Chemical Risks	54
Interviews with Environmental Health Directors	55-56
Appendices	57
EPA Healthy Schools, Healthy Kids Resources	58
Healthy People 2020	59
CDC Whole School, Whole Community, Whole Child Resources	60
CDC Children’s Health and the Built Environment	61
US Department of Education Green Ribbon Schools Award	62
National Education Access Network	63

# Credits

*The following individuals and organizations made major contributions to this report:*

## Support for the Narrative Introduction

W.K. Kellogg Foundation, National Institute of Environmental Health Sciences, Education Facilities Clearinghouse, The California Endowment, Park Foundation, and Mid-Atlantic Center for Children's Health and the Environment

## National Data Contributors

**“Fenceline” Students within 1 Mile of a Hazardous Chemical Facility:** *Living in the Shadow of Danger* (2016) Report, Project on Government Oversight (Formerly the Center for Effective Government), Amanda Starbuck, Policy Analyst, Citizen Health & Safety, and Ronald White, Director of Regulatory Policy, <http://www.foreffectivegov.org/>

**State Education School Facilities Office:** Association for Learning Environments, <http://www.a4le.org/>

**State Grants for School Construction:** *State of Our Schools* (2016) Report, 21<sup>st</sup> Century Schools Fund, Mary Filardo, Executive Director, <http://www.21csf.org/csf-home/>

**States Require Schools Keep Asthma/Allergy Incident Reports:** Asthma and Allergy Foundation of America, Meryl Bloomrosen, MBI, MBA, Senior Vice President, Policy, Advocacy and Research, <http://www.aafa.org/index.cfm>

**States with School Green Cleaning Laws + States with Indoor Air Quality Policies Incorporating Elements of the EPA's IAQ Tools for Schools:** Environmental Law Institute, Tobie Bernstein, Senior Attorney, <http://www.eli.org/>

**States with High Performance Green School Design:** Collaborative for High Performance Schools, William Orr, Executive Director, <http://www.chps.net/dev/Drupal/node>

**States with Integrated Pest Management (IPM) Plans:** Beyond Pesticides, Jennifer Ruocco, Executive Assistant, <http://www.beyondpesticides.org/>

Healthy Schools Network coordinated the development of the *Towards Healthy Schools* report: Claire Barnett, Executive Director; Lauren Jesmer, Program Manager (2015); Alex Naidoo, Program Manager (2016); Jeff Jones, NYS Policy Consultant; Jerome Paulson, MD, Pediatric Consultant to Healthy Schools Network; and Interns Aidan McGovern, Alison Baxter, Ashley Rogers, and Maggie Zehr.

Designer: Kelly Fahey, Primeau-Fahey Studios, Latham, NY



# Credits (cont'd)

## State Commentaries

**California:** Center for Cities + Schools, University of California, Berkeley, Jeff Vincent, Deputy Director, <http://citiesandschools.berkeley.edu/>

**Illinois:** Midwest Pesticide Action Center, Ruth Kerzee, Executive Director, <http://spcpweb.org/>

**Indiana:** Improving Kids Environments (IKE), Margaret Frericks, Program Manager, <http://ikecoalition.org/>

**Maine:** Maine Parent Teacher Association, Ginny Mott, President, <http://mainepta.org/>

**Maryland:** Maryland Environmental Health Network, Rebecca Ruggles, Director, <http://www.mdehn.org/>

**Massachusetts:** Massachusetts Coalition for Occupational Safety and Health, Tolle Graham, Healthy Schools Coordinator, <http://www.masscosh.org/>

**New York:** New York League of Conservation Voters, Christopher Goeken, Director of Public Policy and Government Relations, <http://www.nylcv.org/>

**Oregon:** NEA Healthy Schools Caucus, Carolyn Smith-Evans, Co-Founder and Chair

**Tennessee:** Parents For Students Safety, Daniela Kunz, Founder and President, <http://www.parentsforstudentsafety.org/>

**Texas:** Jerry Lamping, Member of EPA's IAQ in Schools Master Class

## Special Topics

**EPA State Grants Report:** Healthy Schools Network, Claire Barnett, Executive Director, <http://healthyschools.org/>

**PCBs and Schools:** New York Lawyers for the Public Interest, Erin George, MSW, Community Organizer, Environmental and Health Justice Programs, <http://www.nylpi.org/>

**Children and Climate Change:** Healthy Schools Network, Aidan McGovern, Ashley Rogers, and Victoria Roggen, Graduate Interns, <http://healthyschools.org/>

**Interviews with Environmental Health Directors:** Healthy Schools Network, Alison Baxter, Graduate Intern, <http://healthyschools.org/>

The Coalition for Healthier Schools, coordinated by Healthy Schools Network, would also like to thank the Wallace Genetic, Cornell Douglas, Park, and Dr. Robert T. and Tina Sohn Foundations for their national support, which helped make this report possible.

# Towards Healthy Schools: Reducing Risks to Children

**Healthy schools help children grow and learn.** But providing children with healthy places to learn is too often an afterthought—or not thought of at all. School facilities have been neglected for decades.

*Towards Healthy Schools: Reducing Risks to Children* is the fourth in a series of triennial state of the states' reports from Healthy Schools Network and its partners in the Coalition for Healthier Schools, dating from 2006. Previous reports assessed state-by-state environmental health hazards at schools, offered compelling personal narratives from parents and teachers, and provided data needed to assess the subsequent impact on children's health. The last report, *Towards Healthy Schools 2015*, went deeper into specific issues such as asthma, and fracking and well water, while also using federal poverty statistics—e.g., the number of children in a school eligible for free or reduced-price meals—as a proxy for poverty and to highlight essential inequities and injustices. It also highlighted how greener, cleaner, healthier schools promote attendance and achievement.

Yet, no state publishes information regarding children at risk due to school and/or child care center environmental hazards. To drive home the national scope of the hidden environmental health crisis faced by children, this new report features published media reports on environmental conditions from every state in the nation. From Alabama, where Bay Minette parents threatened to keep their children home to avoid exposing them to asbestos, to Wyoming, where grass fires endangered students at South High, it is a disturbing summary, highlighting the fact that across the country teachers, parents, and guardians, and the children themselves, face numerous and serious unexamined and unaddressed risks to health and learning which are rarely acknowledged by public agencies.

**All states require children to attend school, but no state ensures that those schools are environmentally safe and healthy.** The findings in this report are that nationwide

- the number of children enrolled in public schools is increasing,
- there are more children in school receiving subsidized meals,
- there are more children receiving special education services,
- children outnumber personnel in schools by a wide margin,
- we are spending fewer dollars on education, and
- we have fewer staff in our schools.

Add in the emerging public health threats like lead in school drinking water, PCBs and asbestos in classrooms, and the growing climate crisis, and it becomes clear why this report concludes that **all children are at risk for additional health and learning problems due solely to the unaddressed and unexamined threats in their schools and the absence of public health services for children. The report also finds that we cannot reduce risks to children unless and until public health and environment agencies rise to meet this too-long-ignored environmental health challenge.**

## Missing in action: federal and state agency leadership to reduce risks to children

*Towards Healthy Schools: Reducing Risks to Children* adds to the growing database on the environmental issues in schools in the United States. In this report, readers have access to the most up-to-date information on key characteristics of schools, staff, and poverty levels. The report looks at the structural support mechanisms that

### Towards Healthy Schools: Reducing Risks to Children (continued from previous page)

exist for schools at the state level. It reviews the programs available in some states to address identified external impacts on children, such as food allergies, hazardous cleaning products, indoor air quality (IAQ), and lead and asbestos contamination.

In 1988, the Institute of Medicine (IOM) defined public health as “what we as a society collectively do to ensure the conditions for people to be healthy.” Its report underscores the importance of having federal and state coordinated programs to ensure that all children have healthy learning places. Problems abound. First is the federal Department of Education’s complete lack of any staff expertise in the physical environment of schools. Another is the lack of coordination inside the Centers for Disease Control and Prevention (CDC)—specifically, between its long-standing school health program and its National Center for Environmental Health/Agency for Toxic Substances and Disease Registry (NCEH/ATSDR) programs regarding children’s environmental health.

An underappreciated effort is that CDC NCEH/ATSDR and US EPA co-designate and co-fund Pediatric Environmental Health Specialty Units (PEHSUs), a small program with enormous potential to help children, families, and their PK-12 schools and communities. But EPA and CDC need to align their various program goals and objectives in a manner that gives clear direction to national, state, and local programs, like the PEHSUs. For example, when it comes to understanding and addressing the cause and effect of environmental triggers of asthma, or lead in school drinking water, if CDC and EPA program strategies and funding were more closely aligned, it could help state agencies, districts, and NGOs work more effectively and collaboratively on these tough issues. (See the Appendix for key *Healthy People 2020* Environmental Health Objectives for Schools, showing a decline in meeting the objectives.)

*Healthy Schools Network, Chip Halverson, ND, Board President – “New reports of arsenic, cadmium, chromium, lead and radon in school air and water have parents feeling betrayed, government agencies embarrassed and elected leaders paying more attention in Portland and throughout Oregon. The press has done an amazing job helping uncover the details of how this could happen in our “green” city.”*

**What’s happening in the states?** This edition of *Towards Healthy Schools* is the first to publish interviews with state and county environmental health directors regarding children and learning environments. The interviews underscore earlier findings that there is no system for logging, reporting, or following up on children’s school-based risks and exposures. School personnel, on the other hand, can call on an array of public programs as well as on bargaining contracts. While a few state health departments acknowledged hearing reports from personnel, the general assumption was that most would notify their union or occupational health entity before turning to state or local education or other state departments to report an observed or suspected hazard. Fear of job retaliation, especially in tough fiscal times, was identified as a barrier for personnel, including school nurses, leading to the inescapable conclusion that public health queries and complaints from parents are the critical starting point for assessing issues affecting school children. And if personnel do file complaints or make use of occupational health services, providers and agencies should identify their school and the age and total enrollment of children as part of assessing the overall risks. Clearly, ignoring the most vulnerable and most numerous occupants of schools (and child care centers) does not meet the IOM definition of public health.

Unfortunately, there is as yet no model for tracking, cataloging, or following up on parental reports or child exposures. The interview study concludes that this ad hoc approach creates a “patchwork process [that] is not a system and appears ‘reactive,’ not proactive and preventive.” It also masks the real cost of failed facilities on children and families, the health care system, and state and local agencies.

This report offers an example of how identifying schools and enrollments expands the understanding of risks. For every local media report culled and presented naming specific schools in the following state pages, the total enrollment is also cited. The enrolled children at risk project is described briefly on the STATE PAGES title sheet.

This year's report also expands our understanding of emerging health hazards faced by children in schools. Three topics of critical importance are PCBs, climate, and lead in water.

**PCBs and schools:** Polychlorinated biphenyls (PCBs) are extremely toxic chemicals. In the U.S., their manufacture was banned in 1977; their use has been illegal since 1979. But they remain present in the environment. In New York City, in the nation's largest school district, parents and child advocates have succeeded in getting state and federal officials to begin removing PCB-containing caulk and light ballasts from classrooms. Advocates are taking action in other states and districts as well, pressing for full remediation of these legacy toxics.

**The climate crisis and schools:** As the report notes, children are uniquely vulnerable to a host of environmental threats, including the impacts of climate change. Temperatures are rising, so are the seas. How will the global climate crisis impact children in schools? Higher heat means lower test scores; more outdoor air pollution means more asthma and more missed school days; warmer weather also means more weeds and pests and pesticides, while more severe storms can be expected to wreak havoc on poorly constructed or poorly maintained facilities. It is time for federal and state agencies to deal with these issues. **Protecting children and school facility impacts in the era of increasingly severe weather events must become part of the national dialog on climate.**

**Lead-free drinking water in schools:** Realization of the scale of the crisis of contaminated drinking water in schools came too late for this issue to be fully captured in this report. But it is important to note significant errors on drinking water quality inspections in the CDC's School Health Policy and Practices Survey (SHPPS 2006). The key-informant survey report that some 26 states require testing at the tap for lead is not accurate. That result points to the urgent need for CDC or EPA to invest in a legal analyses of various inspections states require of schools, if any.

Governors and legislators are stepping up. For example, in late June 2016, the New York State Legislature passed a first-in-the-nation comprehensive law mandating the testing of all public school drinking water for lead at the tap. (The governors of New Jersey and Oregon, and District of Columbia school officials, are also engaged.) New York's Safe School Drinking Water Act is enhanced by instituting a formal relationship between the state departments of education and health, with standards and new regulations to be developed by public health officials, and a formula for state reimbursement for remediation. This is an example of the kind of cross-agency approach advocated in this report.

## Moving forward

**Public health system for children needed.** It is clear that a system is needed to track complaints flowing to various state and local agencies within the states. The interviews suggest that without a known system, complaints are placed at the discretion of the complainant and may flow to any agency seen at the time as accessible or possibly involved. One result is that environmental health problems reported to multiple state and local agencies are never collected into one state-level report or logged by school identifier. In Oregon, for example, reports concerning radon would go to the health department, calls concerning asbestos would go to the environment department, and complaints about pesticides would be referred to the agriculture department. As Healthy Schools Network Executive Director Claire Barnett has presented, such a haphazard approach eliminates the ability to have data about the actual problems and real costs. Clearly, a coordinated federal-state and NGO strategy is needed to provide and track public health services to children with suspected exposures and to examine, track, and address environmental risks in schools. **Accordingly, a recommendation of this report is that we must strengthen the nation's public health system to organize, field test, and ultimately deliver services for children at risk and with suspected exposures, and benchmark prevention by school and child care facilities.**

The report also documents progress. A series of grants to states from EPA have helped some states take steps toward healthier schools. While the EPA's grants—awarded to Connecticut, Minnesota, New York, Ohio, and Wisconsin—were a potential turning point, they did not significantly alter what states were doing. Nonetheless, important lessons were learned: each of the five states has undergone a process of raising awareness about the impact of indoor school environments on learning and the health of students, teachers, and staff. However,


### Towards Healthy Schools: Reducing Risks to Children (continued from previous page)

none were asked and none created a structure for recording, identifying, and coordinating responses to instances of suspected environmental health impacts. But in each funded project, participants reached new levels of communication on critical issues and collaborative response.

**Healthy People 2030:** Work is beginning now at the federal level to develop the nation's next decade-long public health objectives. As part of that process, the participating agencies should expand on how they benchmark healthy learning environments and children's environmental health.

A national facilitated workshop in November 2015 of leading public health, healthy schools, and child health advocates produced a series of recommendations that would definitively move the country onto a pathway that puts children first ([http://www.healthyschools.org/documents/SUMMARY\\_FINAL.pdf](http://www.healthyschools.org/documents/SUMMARY_FINAL.pdf)).

As one of the workshop recommendations suggests, establishing a public-private **partnership on Healthy Children and Healthy Schools, or a Commission**, would be a significant next step. The entity would be charged with following up on key topics such as developing research, collecting and managing data, and posting the results of school assessments and registered complaints. In keeping with the call for greater coordination among agencies, it needs to be a partnership that includes EPA, CDC NCEH/ATSDR, the National Institute for Occupational Safety and Health (NIOSH), the National Institute of Environmental Health Sciences (NIEHS), the Department of Education, nongovernmental organizations, and knowledgeable parents and child health and community-based advocates.



*Pediatrician Jerome Paulson, MD, FAAP, Professor Emeritus of Pediatrics and Environmental and Occupational Health, George Washington University School of Medicine and Health Sciences and George Washington University Milken Institute School of Public Health – “This report gives a peek into the impact of environmental factors on the health of children in our nation’s schools. It clearly shows the need for a comprehensive, systematic data collection system encompassing all children in all childcare centers and PK-12 schools. Without the data, it is impossible to adequately identify problems, implement preventive programs, create solutions to existing problems and track their implementation. We need answers to Who? What? Why? When? and Where? Absent a data system, we’ll never have answers.”*

In addition, in light of the lack of current data on school environmental health, **pilot studies of proposed prevention, intervention, and tracking programs** should be conducted by groups like the Council of State and Territorial Epidemiologists (CSTE) and other entities. A related effort is to **assess if and how disability and educational rights laws are addressing environmental factors** (IDEA, ADA, Section 504).

And, finally, there is a need to **develop effective prevention and intervention systems for children across the country**. Such programs could draw from the efforts of the NIOSH and OSHA models for adults and would be developed to cover children in their workplaces (i.e., schools and child care centers). In addition, the PEHSUs and/or state health departments could receive complaints about environmental exposures at schools and child care facilities and work with state and local health departments to conduct onsite investigations.

Given the current state of politics in Washington, DC, there is little hope for the sweeping reforms that are needed to address risks to children and to make schools healthy. But significant steps can be taken. Agencies need to work together. Research is needed on indoor environmental risks and exposures, and for pilot projects that can become models for broader programs later. As *Towards Healthy Schools: Reducing Risks to Children* documents, the problems are known and the way forward is clear.

What is needed now are resources, leadership, and the courage to act.



# National Data — Summary


<b>NATIONAL TOTALS</b>	<b>2016</b>	<b>2012</b>	<b>2009</b>	<b>2006</b>
<b>CHARACTERISTICS OF SCHOOLS</b>				
Number of Public Schools	100,551	101,435	98,793	96,143
Number of Public School Students	50,044,522	49,474,181	49,292,507	48,590,635
Number of Minority Students	25,018,175	23,516,967	21,904,510	19,778,912
Free & Reduced-Price Lunch Eligible	25,601,355	23,573,963	DNR	DNR
Number of Employees in School System	6,094,868	6,195,144	6,215,635	5,447,541
<b>CHARACTERISTICS OF CHILDREN</b>				
Students in Special Education	6,555,291	6,404,588	6,247,443	6,597,197
“Fenceline” Students	4,929,357	N/A	N/A	N/A
<b>STATES</b>				
State Education School Facilities Office	46	46	39	DNR
States with Adopted OSHA Plan	24	24	24	DNR
State Grants for Construction	38	40	36	36
States with School Building Assessments	28	28	28	28
<b>POLICIES</b>				
Food Allergy	22	23	DNR	DNR
Green Cleaning	12	12	8	DNR
High Performance Green Building	24	24	2	DNR
Indoor Air Quality (IAQ)	23	31	FN	DNR
Lead in Water*	27	27	DNR	DNR
IPM Plans	26	25	15	DNR
States that Responded to Senate Inquiry of State Asbestos Policy	20	N/A	N/A	N/A
<b>NATIONAL AVERAGE</b>				
<b>CHARACTERISTICS OF CHILDREN</b>				
% Uninsured Children	6.9	8.1	12.5	DNR
% Asthma	9.2	8.9	8.9	8.7
% ADHD	N/A	9.9	7.7	N/A
<b>STATE SUPPORT</b>				
% Change in State Funding Per Student 2008 - 2014	-3.32	DNR	DNR	DNR
% Change in Median Revenue Per Student 2012 - 2013	-1.80	DNR	DNR	DNR
% Change in Median Expenditures Per Student 2012 - 2013	-0.50	DNR	DNR	DNR

N/A = DATA NOT AVAILABLE

DNR = DATA NOT INCLUDED IN REPORT

\* See footnote 23 and Appendix for Healthy People 2020 comments

Categories	Footnotes	Alabama	Alaska	Arizona	Arkansas	California ✓	Colorado	Connecticut ✓
<b>CHARACTERISTICS OF SCHOOLS</b>								
Number of Public Schools	FN 1	1,640	518	2,414	1,126	10,458	1,860	1,166
Number of Public School Students	FN 2	746,204	130,944	1,102,445	489,979	6,312,623	876,999	546,200
Number of Minority Students	FN 3	320,902	66,520	653,942	180,800	4,753,510	394,594	226,773
Free & Reduced-Price Lunch Eligible	FN 4	434,095	56,053	543,811	300,050	3,610,385	367,665	202,514
Number of Employees in School System	FN 5	91,753	17,127	103,342	70,386	541,761	104,024	94,208
<b>CHARACTERISTICS OF CHILDREN</b>								
Uninsured Children	FN 6	4.7	12	12.3	6.1	7.9	8.9	4.7
Asthma	FN 7	N/A	N/A	10.9	N/A	8.9	N/A	9.8
ADHD	FN 8	14.3	9.2	13.1	7.6	6.2	7.6	7.8
Students in Special Education	FN 9	82,354	18,023	131,541	66,621	711,205	92,782	73,293
“Fenceline” Students	FN 10	41,356	9,333	81,147	66,950	743,462	59,376	22,911
<b>STATES</b>								
State Education School Facilities Office	FN 11	Y	Y	Y	Y	Y	Y	Y
States with Adopted OSHA Plan	FN 12	N	Y	Y	N	Y	N	Y
State Grants for Construction	FN 13	Y	Y	Y	Y	Y	Y	Y
States with School Building Assessments	FN 14	Y	Y	N	Y	Y	Y	Y
States that Responded to Senate Inquiry of State Asbestos Policy	FN 15	Y	N	N	Y	N	Y	Y
% Change in State Funding Per Student 2008–2014	FN 16	-21.4	10.4	-23.3	-9.1	N/A	-2.7	9.2
% Change in Median Revenue Per Student 2012–2013	FN 17	-1.7	6.1	2.1	-4.0	-2.1	0.1	2.1
% Change in Median Expenditures Per Student 2012–2013	FN 18	1.9	-0.8	-7.8	-2.0	-0.9	0.6	1.4
<b>POLICIES</b>								
Food Allergy	FN 19	N	N	N	N	N	N	N
Green Cleaning	FN 20	N	N	N	N	N	N	Y
High Performance Green Building	FN 21	N	N	Y	N	Y	Y	Y
Indoor Air Quality (IAQ)	FN 22	N	N	Y	Y	Y	Y	Y
Lead in Water	FN 23	N	Y	N	Y	Y	Y	Y
IPM Plans	FN 24	N	Y	N	N	Y	N	Y

Categories	Footnotes	Delaware	DC	Florida	Georgia	 Hawaii	Idaho	Illinois
<b>CHARACTERISTICS OF SCHOOLS</b>								
Number of Public Schools	FN 1	227	249	4,414	2,406	290	715	4,325
Number of Public School Students	FN 2	131,687	78,153	2,720,744	1,723,909	186,825	296,476	2,066,990
Number of Minority Students	FN 3	68,875	71,243	1,607,772	987,290	161,369	68,840	1,036,226
Free & Reduced-Price Lunch Eligible	FN 4	51,939	77,505	1,589,861	1,070,865	94,312	138,886	1,044,588
Number of Employees in School System	FN 5	18,252	11,402	335,081	218,097	22,437	23,803	266,644
<b>CHARACTERISTICS OF CHILDREN</b>								
Uninsured Children	FN 6	5.0	3.1	11.9	10.0	2.6	9.3	4.4
Asthma	FN 7	N/A	13.5	N/A	10.8	12.8	N/A	N/A
ADHD	FN 8	14.1	7.7	11.6	9.2	6.3	8.3	6.2
Students in Special Education	FN 9	19,889	12,172	362,925	196,048	19,081	28,477	294,916
“Fenceline” Students	FN 10	16,330	N/A	172,802	123,455	8,846	14,082	355,257
<b>STATES</b>								
State Education School Facilities Office	FN 11	Y	N	Y	Y	Y	N	Y
States with Adopted OSHA Plan	FN 12	N	N	N	N	Y	N	N
State Grants for Construction	FN 13	Y	Y	Y	Y	Y	N	Y
States with School Building Assessments	FN 14	Y	not reported	N	Y	Y	Y	Y
States that Responded to Senate Inquiry of State Asbestos Policy	FN 15	N	N/A	N	N	Y	Y	N
% Change in State Funding Per Student 2008–2014	FN 16	-3.7	N/A	-7.8	-16.5	N/A	-16.9	10.4
% Change in Median Revenue Per Student 2012–2013	FN 17	-0.2	3.4	0.9	-1.3	-10.5	-0.8	0.6
% Change in Median Expenditures Per Student 2012–2013	FN 18	-3.0	1.3	-1.1	-2.1	-3.5	-0.1	0.6
<b>POLICIES</b>								
Food Allergy	FN 19	Y	Y	Y	N	Y	N	Y
Green Cleaning	FN 20	Y	Y	N	N	Y	N	Y
High Performance Green Building	FN 21	N	Y	Y	N	Y	N	Y
Indoor Air Quality (IAQ)	FN 22	N	Y	N	N	N	N	Y
Lead in Water	FN 23	Y	Y	Y	N	Y	Y	N
IPM Plans	FN 24	N	Y	Y	N	N	N	Y



Categories	Footnotes	Indiana	Iowa	Kansas	Kentucky	Louisiana	Maine	Maryland ✓
<b>CHARACTERISTICS OF SCHOOLS</b>								
Number of Public Schools	FN 1	1,936	1,411	1,360	1,620	1,426	625	1,450
Number of Public School Students	FN 2	1,047,385	502,964	496,440	677,389	711,491	183,995	866,169
Number of Minority Students	FN 3	305,209	105,550	169,225	140,321	378,682	16,686	611,743
Free & Reduced-Price Lunch Eligible	FN 4	514,937	201,703	246,033	368,159	463,987	80,952	382,440
Number of Employees in School System	FN 5	144,411	71,551	72,015	97,807	95,687	34,248	115,065
<b>CHARACTERISTICS OF CHILDREN</b>								
Uninsured Children	FN 6	8.3	4.4	6.2	6.5	6.2	5.6	4.8
Asthma	FN 7	8.0	N/A	9.3	N/A	7.9	9.8	10.8
ADHD	FN 8	13.2	9.7	10	12.4	14.2	9.6	11.9
Students in Special Education	FN 9	170,465	63,866	69,845	97,820	79,245	31,920	104,136
“Fenceline” Students	FN 10	149,599	131,883	101,802	77,281	112,627	11,110	53,743
<b>STATES</b>								
State Education School Facilities Office	FN 11	Y	Y	Y	Y	N	Y	Y
States with Adopted OSHA Plan	FN 12	Y	Y	N	Y	N	N	Y
State Grants for Construction	FN 13	N	Y	Y	Y	N	Y	Y
States with School Building Assessments	FN 14	N	N	N	Y	N	Y	Y
States that Responded to Senate Inquiry of State Asbestos Policy	FN 15	N	N	N	Y	Y	N	N
% Change in State Funding Per Student 2008–2014	FN 16	N/A	0.04	-10.3	-12.1	-8.1	-6.8	N/A
% Change in Median Revenue Per Student 2012–2013	FN 17	-1.8	-1.5	-0.9	-0.2	-6.2	4.3	-3.2
% Change in Median Expenditures Per Student 2012–2013	FN 18	-1.6	1.8	-1.4	-2.2	-7.4	4.9	0.9
<b>POLICIES</b>								
Food Allergy	FN 19	N	Y	N	N	Y	Y	Y
Green Cleaning	FN 20	N	Y	N	N	N	Y	Y
High Performance Green Building	FN 21	N	N	N	Y	N	Y	Y
Indoor Air Quality (IAQ)	FN 22	Y	N	N	N	N	Y	Y
Lead in Water	FN 23	Y	N	N	Incomplete Data	Y	Y	N
IPM Plans	FN 24	Y	N	N	Y	Y	Y	Y

Categories	Footnotes	Massachusetts	Michigan	Minnesota	Mississippi	Missouri	Montana	Nebraska
<b>CHARACTERISTICS OF SCHOOLS</b>								
Number of Public Schools	FN 1	1,886	3,658	2,470	1,074	2,420	826	1,115
Number of Public School Students	FN 2	955,739	1,548,841	850,973	492,586	918,288	144,129	307,677
Number of Minority Students	FN 3	335,111	490,506	249,726	268,979	246,159	28,843	95,799
Free & Reduced-Price Lunch Eligible	FN 4	365,473	726,974	326,864	355,484	452,824	59,717	137,948
Number of Employees in School System	FN 5	126,962	184,175	112,735	68,251	123,505	20,885	45,907
<b>CHARACTERISTICS OF CHILDREN</b>								
Uninsured Children	FN 6	1.6	4.3	5.9	8.1	7.1	11.0	5.8
Asthma	FN 7	N/A	10.9	N/A	11.7	7.7	8.2	6.6
ADHD	FN 8	9.8	9.9	7.8	9.9	10.8	8.5	9
Students in Special Education	FN 9	167,799	198,171	125,437	66,448	124,652	17,032	47,341
“Fenceline” Students	FN 10	80,734	90,392	148,998	43,799	103,175	11,903	75,461
<b>STATES</b>								
State Education School Facilities Office	FN 11	Y	Y	Y	Y	Y	Y	N
States with Adopted OSHA Plan	FN 12	N	Y	Y	N	N	N	N
State Grants for Construction	FN 13	Y	N	Y	Y	N	Y	N
States with School Building Assessments	FN 14	Y	N	N	N	N	Y	N
States that Responded to Senate Inquiry of State Asbestos Policy	FN 15	Y	N	N	N	N	Y	N
% Change in State Funding Per Student 2008–2014	FN 16	2.3	-1.7	4.5	-15.4	-5.4	-4.3	0.6
% Change in Median Revenue Per Student 2012–2013	FN 17	-3.9	-0.7	1.7	-4.5	-4.0	-0.4	2.9
% Change in Median Expenditures Per Student 2012–2013	FN 18	-4.5	-0.7	0.8	-2.1	-2.3	0.2	1.7
<b>POLICIES</b>								
Food Allergy	FN 19	Y	Y	N	Y	N	N	N
Green Cleaning	FN 20	N	N	N	N	Y	N	N
High Performance Green Building	FN 21	Y	N	N	N	N	N	N
Indoor Air Quality (IAQ)	FN 22	Y	N	Y	Y	N	N	N
Lead in Water	FN 23	Y	N	N	Y	N	Y	N
IPM Plans	FN 24	Y	Y	N	Y	N	Y	N

Categories	Footnotes	Nevada	New Hampshire	New Jersey ✓	New Mexico ✓	New York ✓	North Carolina	North Dakota
<b>CHARACTERISTICS OF SCHOOLS</b>								
Number of Public Schools	FN 1	690	483	2,610	884	4,903	2,605	532
Number of Public School Students	FN 2	451,831	186,310	1,370,295	339,244	2,732,770	1,530,857	103,947
Number of Minority Students	FN 3	289,213	22,388	699,730	255,762	1,462,937	760,403	19,359
Free & Reduced-Price Lunch Eligible	FN 4	238,936	51,564	518,636	227,413	1,297,148	801,350	30,676
Number of Employees in School System	FN 5	34,002	31,832	231,011	46,379	359,255	99,326	17,036
<b>CHARACTERISTICS OF CHILDREN</b>								
Uninsured Children	FN 6	14.8	4.2	5.6	9.0	4.1	6.9	8.7
Asthma	FN 7	7.9	10.6	8.7	8.2	9.0	N/A	N/A
ADHD	FN 8	5.6	8.5	9	7.1	9.2	15.6	10
Students in Special Education	FN 9	53,755	28,978	232,526	47,705	489,077	196,045	13,636
“Fenceline” Students	FN 10	22,766	5,866	58,103	9,342	98,333	76,831	27,734
<b>STATES</b>								
State Education School Facilities Office	FN 11	N	Y	Y	Y	Y	Y	Y
States with Adopted OSHA Plan	FN 12	Y	N	Y	Y	Y	Y	N
State Grants for Construction	FN 13	N	Y	Y	Y	Y	Y	Y
States with School Building Assessments	FN 14	N	N	Y	Y	Y	Y	N
States that Responded to Senate Inquiry of State Asbestos Policy	FN 15	Y	Y	N	N	N	N	N
% Change in State Funding Per Student 2008–2014	FN 16	1.3	-0.9	-7.5	-10.7	-3.0	-13.9	90.7
% Change in Median Revenue Per Student 2012–2013	FN 17	-2.2	2.2	0.01	-3.2	1.7	-1.3	2.1
% Change in Median Expenditures Per Student 2012–2013	FN 18	4.1	2.2	-0.01	-1.6	1.0	0.7	1.1
<b>POLICIES</b>								
Food Allergy	FN 19	Y	Y	Y	N	N	N	N
Green Cleaning	FN 20	Y	N	N	N	Y	N	N
High Performance Green Building	FN 21	N	Y	Y	Y	Y	N	N
Indoor Air Quality (IAQ)	FN 22	N	Y	Y	Y	Y	Y	N
Lead in Water	FN 23	N	Y	Y	Y	Y	Y	Y
IPM Plans	FN 24	N	N	Y	Y	Y	Y	N

Categories	Footnotes	Ohio	Oklahoma	Oregon	Pennsylvania	Rhode Island	South Carolina	South Dakota
<b>CHARACTERISTICS OF SCHOOLS</b>								
Number of Public Schools	FN 1	3,725	1,805	1,254	3,172	310	1,256	707
Number of Public School Students	FN 2	1,724,111	681,848	593,000	1,755,236	142,008	745,657	130,890
Number of Minority Students	FN 3	472,025	328,486	214,678	542,205	54,654	353,918	30,301
Free & Reduced-Price Lunch Eligible	FN 4	763,448	417,589	281,580	753,224	65,636	426,387	51,707
Number of Employees in School System	FN 5	248,468	85,151	59,768	243,020	17,311	72,401	19,205
<b>CHARACTERISTICS OF CHILDREN</b>								
Uninsured Children	FN 6	5.6	10.6	6.2	5.5	5.9	7.0	6.3
Asthma	FN 7	9.7	11.0	8.4	10.2	11.7	N/A	N/A
ADHD	FN 8	13.3	11	8.8	10.2	11.1	12	8.1
Students in Special Education	FN 9	254,187	105,671	83,207	298,274	23,360	99,100	18,975
“Fenceline” Students	FN 10	161,240	62,601	65,475	212,267	10,517	50,614	11,757
<b>STATES</b>								
State Education School Facilities Office	FN 11	Y	Y	Y	Y	Y	Y	Y
States with Adopted OSHA Plan	FN 12	N	N	Y	N	N	Y	N
State Grants for Construction	FN 13	Y	N	N	Y	Y	Y	N
States with School Building Assessments	FN 14	Y	N	N	Y	N	Y	N
States that Responded to Senate Inquiry of State Asbestos Policy	FN 15	N	N	N	N	Y	N	Y
% Change in State Funding Per Student 2008–2014	FN 16	-2.2	-15.3	-7.4	6.3	N/A	-10.4	-14.2
% Change in Median Revenue Per Student 2012–2013	FN 17	-5.9	-1.5	-0.4	-0.1	-0.1	0.0	-0.8
% Change in Median Expenditures Per Student 2012–2013	FN 18	-2.7	-0.2	-1.5	4.4	-1.1	0.8	-0.1
<b>POLICIES</b>								
Food Allergy	FN 19	N	N	N	N	Y	N	N
Green Cleaning	FN 20	N	N	N	N	N	N	N
High Performance Green Building	FN 21	Y	N	Y	Y	Y	N	N
Indoor Air Quality (IAQ)	FN 22	N	N	N	N	N	N	N
Lead in Water	FN 23	Incomplete Data	N	N	N	Y	Y	N
IPM Plans	FN 24	N	N	Y	Y	Y	N	N

Categories	Footnotes	Tennessee	Texas	Utah	Vermont	Virginia	Washington	West Virginia
<b>CHARACTERISTICS OF SCHOOLS</b>								
Number of Public Schools	FN 1	1,863	9,312	1,007	318	2,197	2,409	761
Number of Public School Students	FN 2	993,556	5,153,702	625,461	88,690	1,273,825	1,058,936	280,958
Number of Minority Students	FN 3	341,744	3,635,883	147,937	7,431	609,308	442,993	24,948
Free & Reduced-Price Lunch Eligible	FN 4	578,414	3,092,087	231,165	33,639	503,811	489,870	80,479
Number of Employees in School System	FN 5	125,506	658,340	54,945	18,299	178,202	105,365	39,120
<b>CHARACTERISTICS OF CHILDREN</b>								
Uninsured Children	FN 6	6.0	13.4	9.6	3.5	5.8	6.3	6.1
Asthma	FN 7	8.4	9.1	6.1	11.0	N/A	6.9	8.7
ADHD	FN 8	11.3	7.7	6.7	9.9	10.2	9.5	13.3
Students in Special Education	FN 9	130,729	451,623	77,525	14,008	162,165	133,459	44,267
“Fenceline” Students	FN 10	62,857	713,446	42,232	2,769	34,925	102,181	18,656
<b>STATES</b>								
State Education School Facilities Office	FN 11	Y	Y	Y	Y	Y	Y	Y
States with Adopted OSHA Plan	FN 12	Y	N	Y	Y	Y	Y	N
State Grants for Construction	FN 13	N	Y	Y	Y	Y	Y	Y
States with School Building Assessments	FN 14	Y	Y	N	N	Y	Y	Y
States that Responded to Senate Inquiry of State Asbestos Policy	FN 15	Y	N	Y	Y	N	Y	Y
% Change in State Funding Per Student 2008–2014	FN 16	0.4	-11.0	-8.3	10.3	-11.2	-0.9	N/A
% Change in Median Revenue Per Student 2012–2013	FN 17	-3.2	-2.5	-20.4	0.4	0.8	0.2	-14.4
% Change in Median Expenditures Per Student 2012–2013	FN 18	-2.4	0.1	3.1	6.4	-0.2	0.1	-4.1
<b>POLICIES</b>								
Food Allergy	FN 19	Y	N	Y	Y	Y	Y	Y
Green Cleaning	FN 20	N	N	N	Y	N	N	N
High Performance Green Building	FN 21	N	Y	N	Y	Y	Y	N
Indoor Air Quality (IAQ)	FN 22	Y	Y	N	Y	N	N	Y
Lead in Water	FN 23	N	Incomplete Data	Incomplete Data	Y	Y	N	Y
IPM Plans	FN 24	N	Y	Y	Y	N	N	Y

Categories	Footnotes	Wisconsin	Wyoming	National Totals	National Average
<b>CHARACTERISTICS OF SCHOOLS</b>					
Number of Public Schools	FN 1	2,293	370	100,551	1,972
Number of Public School Students	FN 2	874,414	92,732	50,044,522	981,265
Number of Minority Students	FN 3	241,546	19,131	25,018,175	490,552
Free & Reduced-Price Lunch Eligible	FN 4	365,711	34,861	25,601,355	501,987
Number of Employees in School System	FN 5	102,475	16,930	6,094,868	119,507
<b>CHARACTERISTICS OF CHILDREN</b>					
Uninsured Children	FN 6	4.8	7.1	N/A	6.9
Asthma	FN 7	7.8	N/A	N/A	9.2
ADHD	FN 8	9.9	9.1	N/A	9.9
Students in Special Education	FN 9	120,434	3,081	6,555,291	128,535
“Fenceline” Students	FN 10	167,066	3,965	4,929,357	193,308
<b>STATES</b>					
State Education School Facilities Office	FN 11	Y	Y	46 Yes	N/A
States with Adopted OSHA Plan	FN 12	N	Y	24 Yes	N/A
State Grants for Construction	FN 13	N	Y	38 Yes	N/A
States with School Building Assessments	FN 14	N	N	28 Yes	N/A
States that Responded to Senate Inquiry of State Asbestos Policy	FN 15	N	N	20 Yes	N/A
% Change in State Funding Per Student 2008–2014	FN 16	-14.2	4.0	N/A	-3.32
% Change in Median Revenue Per Student 2012–2013	FN 17	-2.3	-0.3	N/A	-1.80
% Change in Median Expenditures Per Student 2012–2013	FN 18	-0.2	-1.5	N/A	-0.50
<b>POLICIES</b>					
Food Allergy	FN 19	N	N	22 yes	N/A
Green Cleaning	FN 20	N	N	12 Yes	N/A
High Performance Green Building	FN 21	N	N	24 Yes	N/A
Indoor Air Quality (IAQ)	FN 22	Y	N	23 Yes	N/A
Lead in Water	FN 23	N	N	27 Yes	N/A
IPM Plans	FN 24	N	N	26 Yes	N/A

# Honor Roll States

States with policies and programs in place to reduce risks to all occupants.

However, none of these states have a specific program to address children at risk or suspected exposures.

## Criteria

### 1. State OSHA Plan

### 2. State Funding Construction

### 3. No Drop in Mean Expenditure per Student (2012 – 2013)

### 4. Meet 3 of the 5 Policy Goals:

- a. Food Allergy
- b. Green Cleaning
- c. High Performance Green Building
- d. Indoor Air Quality
- e. IPM Plans

## States

- ✓ California
- ✓ Connecticut
- ✓ Hawaii
- ✓ Maryland
- ✓ New Jersey
- ✓ New Mexico
- ✓ New York

# Data Footnotes

## Footnotes – Data is for Public Schools only, Private School data is not included

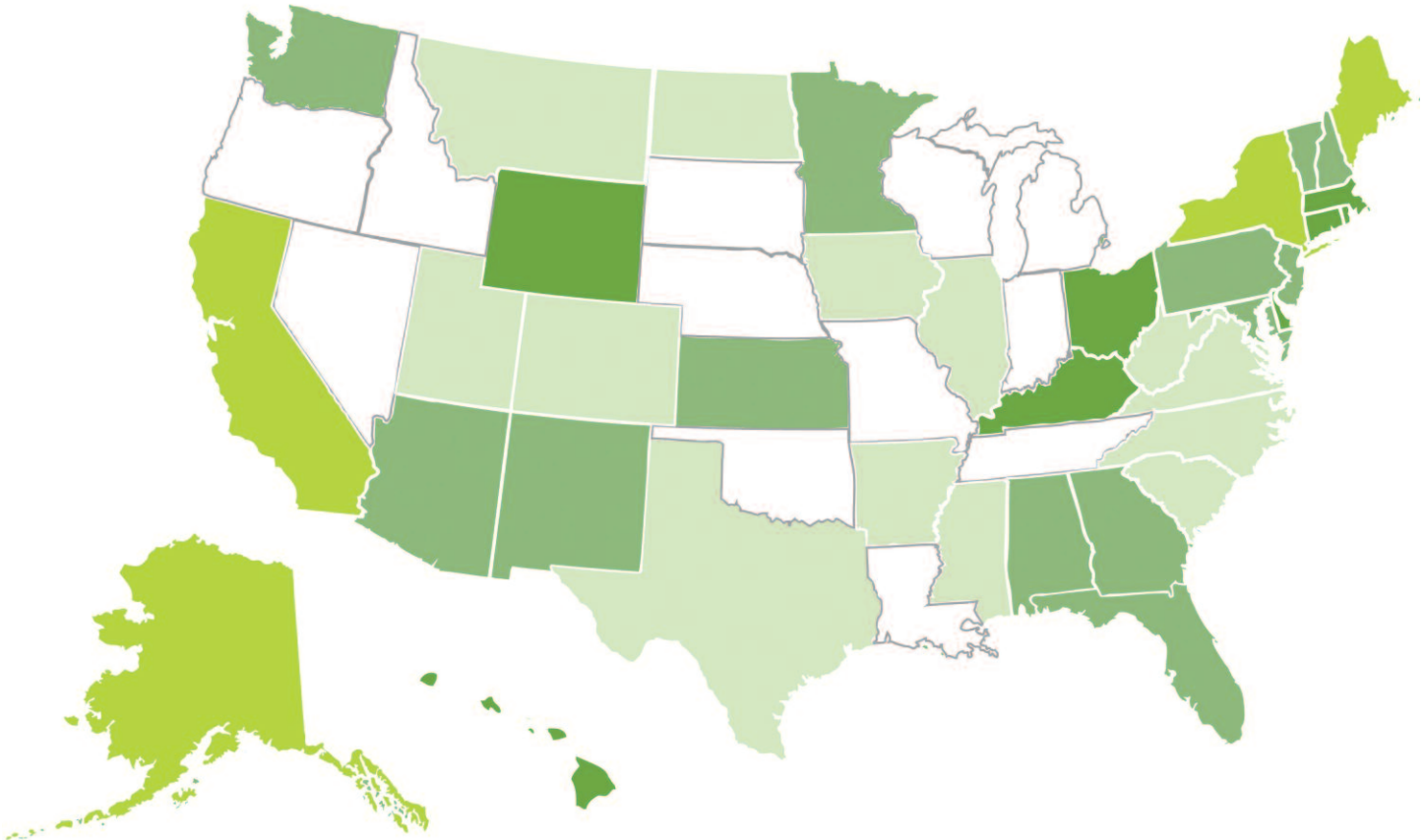
1. Number of Public Schools, National Center for Education Statistics, “State Education Data Profiles” (2013 – 2014). Available at <http://nces.ed.gov/programs/stateprofiles/index.asp>
2. Number of Public School Students, National Center for Education Statistics, “State Education Data Profiles” (2013 – 2014). Available at <http://nces.ed.gov/programs/stateprofiles/index.asp>
3. Number of Minority Students in Public Schools, National Center for Education Statistics, “State Education Data Profiles” (2013 – 2014). Available at <http://nces.ed.gov/programs/stateprofiles/index.asp>
4. Number of Free & Reduced-Price Lunch Eligible Students in Public Schools, National Center for Education Statistics, “State Education Data Profiles” (2013 – 2014). Available at <http://nces.ed.gov/programs/stateprofiles/index.asp>
5. Number of Employees in Public School System, National Center for Education Statistics, “State Education Data Profiles” (2013 – 2014). Available at <http://nces.ed.gov/programs/stateprofiles/index.asp>
6. % Children under age 19 without Health Insurance for 2013, United States Census Bureau, “Small Area Health Insurance Estimates (SAHIE)” (2013). Available at [http://www.census.gov/did/www/sahie/data/interactive/sahie.html?s\\_appName=sahie&s\\_statefips=&s\\_agecat=4&menu=grid\\_proxy&s\\_stcou=](http://www.census.gov/did/www/sahie/data/interactive/sahie.html?s_appName=sahie&s_statefips=&s_agecat=4&menu=grid_proxy&s_stcou=)
7. % of Children with Asthma aged 17 and younger for the year 2013, Centers for Disease Control and Prevention, “2013 Child Asthma Data: BRFSS Prevalence Tables” (2013). Available at <http://www.cdc.gov/asthma/brfss/2013/brfsschilddata.htm>
8. % of Children diagnosed with ADHD, Centers for Disease Control and Prevention, “State-based Prevalence Data of Parent Reported ADHD Diagnosis by a Health Care Provider” (2011). Available at <http://www.cdc.gov/ncbddd/adhd/prevalence.html>
9. Number of children and students served under IDEA, US Department of Education, “IDEA Section 618 Data Products: Static Tables” (2014-2015). Available at <http://www2.ed.gov/programs/osepidea/618-data/static-tables/index.html>
10. “Fenceline” Students within 1 mile of a hazardous chemical facility, Center for Effective Government, “Living in the Shadow of Danger” (2015). Available at <http://www.foreffectivegov.org/shadow-of-danger/>
11. State Education School Facilities Office, Association for Learning Environments (formerly CEFPI). Available at <http://www.a4le.org/websites/main/index.php?p=196>
12. From the US Department of Labor, Directory of States with Approved Occupational Safety and Health Plans. There are 24 states with federally approved state OSHA plans. Illinois has a non-federally approved public employee OSHA plan. Available at <http://www.osha.gov/dcsp/osp/states.html>
13. State Grants for Construction, 21<sup>st</sup> Century School Fund, The Center for Green Schools, and National Council on School Facilities, “State Of Our Schools” (2016). Available at <http://centerforgreenschools.org/state-our-schools> *The variation between state funding levels in states that contribute to school construction is large. Michigan, for instance, contributes 3 percent while Hawaii contributes 100 percent. (See map on next page).*
14. States with School Building Assessments, American Federation of Teachers, “Building Minds, Minding Buildings” (2008). Available at [http://www.aft.org/sites/default/files/bmmbgreenguide0109\\_0.pdf](http://www.aft.org/sites/default/files/bmmbgreenguide0109_0.pdf)
15. States that Responded to Senate Inquiry of State Asbestos Policy, Senator Edward J. Markey, “FAILING THE GRADE: Asbestos in America’s Schools” (2015). Available at <http://www.markey.senate.gov/imo/media/doc/2015-12-Markey-Asbestos-Report-Final.pdf>
16. % Change in State Funding Per Student 2008 – 2014, Center on Budget and Policy Priorities, “Most States Have Cut School Funding, and Some Continue Cutting” (2016). Available at <http://www.cbpp.org/research/state-budget-and-tax/most-states-have-cut-school-funding-and-some-continue-cutting>
17. % Change in Median Revenue per Student 2012 - 2013, National Center for Education Statistics, “Revenues and Expenditures for Public Elementary and Secondary School Districts: School Year 2012 - 13 (Fiscal Year 2013)” (2016). Available at <http://nces.ed.gov/pubs2015/2015303.pdf>
18. % Change in Median Expenditures per Student 2012 - 2013, National Center for Education Statistics, “Revenues and Expenditures for Public Elementary and Secondary School Districts: School Year 2012 - 13 (Fiscal Year 2013)” (2016). Available at <http://nces.ed.gov/pubs2015/2015303.pdf>
19. States Require Schools to Keep Asthma/Allergy Incident Reports, Asthma and Allergy Foundation of America, “State Honor Roll 2015” (2015). Available at <http://www.aafa.org/page/state-honor-roll.aspx>
20. States with School Green Cleaning Laws, Environmental Law Institute, “Green Cleaning in Schools: Developments in State Policy” (2016). Available at <http://www.eli.org/buildings/green-cleaning-schools>
21. States with High Performance Green School Design, Collaborative for High Performance Schools and Environmental Law Institute, “The CHPS Criteria”. Available at <http://www.chps.net/dev/Drupal/node/212> and “Healthy, High Performance School Facilities: Developments in State Policy”, available at <http://www.eli.org/buildings/healthy-high-performance-schools>
22. States with Indoor Air Quality Policies Incorporating Elements of the EPA’s “IAQ Tools for Schools,” Environmental Law Institute, “Environmental Law Institute Database of State Indoor Air Quality Laws” (2016). Available at [http://www.eli.org/sites/default/files/docs/2016\\_schools\\_database.pdf](http://www.eli.org/sites/default/files/docs/2016_schools_database.pdf)
23. States Require Periodic Inspection of Drinking Water Outlets for Lead, Centers for Disease Control, “State Level School Health Policies and Practices Study” (2006). Available at [http://www.cdc.gov/HealthyYouth/SHPPS/2006/summaries/pdf/State\\_Level\\_Summaries\\_SHPPS2006.pdf](http://www.cdc.gov/HealthyYouth/SHPPS/2006/summaries/pdf/State_Level_Summaries_SHPPS2006.pdf). *CDC’s key informant survey on this topic is not a legal analysis of state laws and is not accurate.*
24. States with Integrated Pest Management (IPM) Plans, Beyond Pesticides, Personal Communication (3/10/2016) from Jennifer Ruocco (Beyond Pesticides)



## Footnote 13: State Grants for Construction

### 12 States Pay Nothing Toward District Capital Construction

State share of funding for capital outlay, FY 1994–2013



Source: *State of Our Schools* (2016). See Footnote 13.

See *Interviews with Environmental Health Directors*, page 49

Over 50%

26–49%

10–25%

1–9%

0%

Idaho

Indiana

Louisiana

Michigan

Missouri

Nebraska

Nevada

Oklahoma

Oregon

South Dakota

Tennessee

Wisconsin

# State Pages

## About the content of the state pages.

There are no state or national databases regarding school environmental problems and no state or national data bases regarding school children at risk or with suspected exposures in schools or childcare centers.

But no data does not mean no problem.

To illustrate school environmental issues affecting children, Healthy Schools Network's graduate interns set up media news feeds based on key search words, then culled the daily feeds for all of calendar 2015. The reports were then sorted by state and by topic, and enrollments found for each identified school. Most of the over 500 news clips and photos collected were from local media sources; some were national.

The content of the media reports is not surprising, but the sheer volume is. Coast to coast, the reports show a range of problems, such as vulnerability to severe weather, floods, wind, and fire; evacuations due to chemical spills or unnamed odors; occupants sickened by growing molds, pesticide sprays, or carbon monoxide; lead in drinking water; and risks to children from uncontrolled facility renovations while school is in session. The reports show hundreds, if not thousands, of children at risk or with suspected exposures, every day.

The state pages also identify if the state applied for and received a voluntary US EPA planning grant to address school environments, identify if a state or county environmental health official was interviewed about how incoming health complaints are managed, and quote advocates and NGOs regarding state issues.

*Towards Healthy Schools: Reducing Risks to Children* underscores the critical need to establish preventive public health services for children that include tracking their risks and exposures at school.

**Web links to online media can expire. If a link does not work, you can search that media site by date, event or name of school, or you can find the story in our media files:**

for Alabama to Missouri featured clips, see [https://drive.google.com/file/d/0B-jj-Uqv\\_J65cjZaMUhoOFh6ems/view?usp=sharing](https://drive.google.com/file/d/0B-jj-Uqv_J65cjZaMUhoOFh6ems/view?usp=sharing)

for Montana to Wyoming featured clips, see [https://drive.google.com/file/d/0B-jj-Uqv\\_J65bjRwR2RILXBxMGs/view?usp=sharing](https://drive.google.com/file/d/0B-jj-Uqv_J65bjRwR2RILXBxMGs/view?usp=sharing)



## Storms drop more than 5 inches of rain, damage schools (Headland)

November 2, 2015

<http://www.washingtontimes.com/news/2015/nov/2/storms-drop-more-than-5-inches-of-rain-damage-scho/>

**Children Enrolled: 359**

## Lanett Principal helps clean-up after storm flooded school causing over \$200,000 worth of damage

December 29, 2015

<http://www.wltz.com/story/30848117/lanett-principal-helps-clean-up-after-storm-flooded-school-causing-over-200000-worth-of-damage>

**Children Enrolled: N/A**



## Baldwin school meeting: Bay Minette parents threaten to keep kids out of school amid asbestos concerns

April 17, 2015

[http://www.al.com/news/mobile/index.ssf/2015/04/baldwin\\_school\\_meeting\\_bay\\_min.html](http://www.al.com/news/mobile/index.ssf/2015/04/baldwin_school_meeting_bay_min.html)

**Children Enrolled: 1180**

*See Interviews with State Environmental Health Directors, page 49*



## No injuries as 'incredibly devastating' fire rages through Bethel school building

November 3, 2015

<http://www.adn.com/article/20151103/no-injuries-incredibly-devastating-fire-rages-through-bethel-school-building>

**Children Enrolled: 300**



## Scorched Earth Is Big Climate Concern in Alaska Wildfires

July 1, 2015

<http://www.climatecentral.org/news/climate-change-alaska-wildfires-19181>

**Children Enrolled: N/A**





# Arizona

## School kitchen fails health inspection (Cholla)

September 19, 2015

[http://tucson.com/news/local/school-kitchen-fails-health-inspection/article\\_55c1006d-3d57-500b-8bbd-d9a7ff557136.html](http://tucson.com/news/local/school-kitchen-fails-health-inspection/article_55c1006d-3d57-500b-8bbd-d9a7ff557136.html)

**Children Enrolled: 1613**

## Training aims to reduce pesticides in schools

April 28, 2015

[http://www.havasunews.com/news/training-aims-to-reduce-pesticides-in-schools/article\\_907f3626-edce-11e4-84ae-afc0e49b490f.html](http://www.havasunews.com/news/training-aims-to-reduce-pesticides-in-schools/article_907f3626-edce-11e4-84ae-afc0e49b490f.html)

**Children Enrolled: N/A**



# Arkansas

## Eureka Springs: Raze school

July 6, 2015

<http://www.arkansasonline.com/news/2015/jul/06/eureka-springs-raze-school-20150706/?f=latest>

**Children Enrolled: N/A**

## Camden Fairview High School damaged by overnight storm

September 11, 2015

<http://katv.com/archive/camden-high-school-damaged-by-overnight-storm>

**Children Enrolled: 724**







## California

### LAUSD authorizes relocating students, staff from 2 Porter Ranch schools due to gas leak (Castlebay Lane & Porter Ranch)

December 17, 2015

<http://www.dailynews.com/social-affairs/20151217/lausd-authorizes-relocating-students-staff-from-2-porter-ranch-schools-due-to-gas-leak>

**Children Enrolled: 1804**

### Summer Begins with PCB Remediation at MHS

June 11, 2015

[http://www.malibutimes.com/news/article\\_26705ddc-0fbb-11e5-90b5-371eee5571ba.html](http://www.malibutimes.com/news/article_26705ddc-0fbb-11e5-90b5-371eee5571ba.html)

**Children Enrolled: 1243**


### Families seek damages over 'dangerous' asbestos at 3 closed Ocean View schools (Hope View, Lake View, & Oak View)

January 21, 2015

<http://www.hbindependent.com/news/tn-hbi-me-0129-ovsd-claim-20150121,0,6301663.story>

**Children Enrolled: 1880**

*Jeff Vincent, Deputy Director, Center for Cities and Schools, University of California, Berkeley – "In California, we know that we have widespread educational and environmental health deficiencies in many of our PPK-12 school facilities. Unfortunately, we don't know the scale and scope of these problems statewide. As a result, inequities continue and we can't adequately target resources for effective remedies."*



## Colorado

### Sewer gas found inside Boulder school (Casey)

February 24, 2015

<http://www.9news.com/story/news/local/2015/02/24/sewer-gas-found-inside-boulder-school/23978367/>

**Children Enrolled: 546**

### Greeley-Evans School District 6 in the Middle of Huge Asbestos Removal Project

August 1, 2015

<http://www.greeleytribune.com/news/17052947-113/greeley-evans-school-district-6-in-the-midst-of#>

**Children Enrolled: 21,000**





## Connecticut

### Consultants Detail Asbestos, Lead Paint, PCB Levels at Saxe Middle School

February 8, 2015

<http://newcanaanite.com/consultants-detail-asbestos-lead-paint-pcb-levels-at-saxe-middle-school-22167>

**Children Enrolled: 1232**

### Coleytown Elementary parents hot under the collar about air-conditioning lack

October 16, 2015

<http://www.westport-news.com/news/article/Coleytown-Elementary-parents-hot-under-the-collar-6572723.php>

**Children Enrolled: 480**

### Short day at BHS; school dismissed due to flooding in building

June 1, 2015

[http://www.centralctcommunications.com/newbritainherald/article\\_c5d955c2-085e-11e5-9d87-47dc77f40729.html](http://www.centralctcommunications.com/newbritainherald/article_c5d955c2-085e-11e5-9d87-47dc77f40729.html)

**Children Enrolled: 976**



See Interviews with State Environmental Health Directors, page 49

See EPA grant results, page 41

## Delaware



### Gas Leak Causes Evacuation at Delaware Elementary School (Harland)

Feb. 18, 2015

<http://www.nbcphiladelphia.com/news/breaking/Harland-School-Evacuation-292392921.html>

**Children Enrolled: 393**



# District of Columbia



## SNOWverReaction?: Snow leads to school closures and delays

January 14, 2015

<http://www.wusa9.com/story/news/2015/01/14/schools-close-dc-government-open-on-time/21738467/>

**Children Enrolled: 47,548**



## Dangerous Cold Follows Winter Storm; Most Schools Closed Friday

March 6, 2015

<http://www.nbcwashington.com/weather/stories/Wintrny-Weather-Moves-Into-DC-Tuesday-Afternoon-294805391.html>

**Children Enrolled: 47,548**

# Florida



## Pictures of Unsanitary Conditions at Miami High School Go Viral (Sunset)

January 18, 2015

<http://www.opposingviews.com/i/society/pictures-unsanitary-conditions-miami-high-school-go-viral-photos>

**Children Enrolled: 1774**



## Students Sickened, Hospitalized by a Mysterious Stink at School (Gray)

October 2, 2015

<http://www.theblaze.com/stories/2015/10/02/students-sickened-hospitalized-by-a-mysterious-stink-at-school/>

**Children Enrolled: 1058**

## Continued rains, flooding affect Pasco school programs (Fox Hollow, Chasco, & Marlowe)

August 3, 2015

<http://www.tampabay.com/blogs/gradebook/continued-rains-flooding-affect-pasco-school-programs/2239770>

**Children Enrolled: N/A**

*See Interviews with State Environmental Health Directors, page 49*



## Georgia

### Asbestos Found Inside Port Wentworth Elementary

June 5, 2015

<http://wsav.com/2015/06/05/asbestos-found-inside-port-wentworth-elementary/>

**Children Enrolled: 656**



### UPDATE: Myers Middle School safe after Freon leak sends Savannah children to hospital

October 7, 2015

<http://savannahnow.com/news/2015-10-07/myers-middle-school-evacuated-after-multiple-students-complain-illness>

**Children Enrolled: 851**

### Newnan High evacuated because of chemical smell

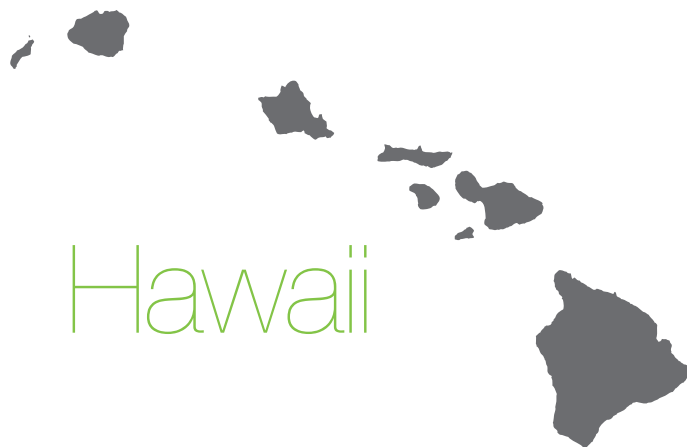
November 3, 2015

<http://times-herald.com/news/2015/11/newnan-high-evacuated-because-of-chemical-smell>

**Children Enrolled: 2440**

*See Interviews with State Environmental Health Directors, page 49*

For Enrollment Counts see: <http://www.greatschools.org/> or School Website



## Hawaii

### Honokaa High evacuated due to chemical odor, dozens taken to hospital

September 18, 2014

<http://www.hawaiinewsnow.com/story/26570123/honokaa-high-evacuated-due-to-chemical-odor-dozens-taken-to-hospital>

**Children Enrolled: 964**

### Cooler classrooms should be DOE priority

September 25, 2015

[http://thegardenisland.com/news/opinion/editorial/cooler-classrooms-should-be-doe-priority/article\\_97b3b76d-ec12-502c-97e2-e8696781d83d.html](http://thegardenisland.com/news/opinion/editorial/cooler-classrooms-should-be-doe-priority/article_97b3b76d-ec12-502c-97e2-e8696781d83d.html)

**Children Enrolled: N/A**

### House bill addresses students getting sick from pesticide use

February 5, 2015

<http://www.kitv.com/news/house-bill-addresses-students-getting-sick-from-pesticide-use/31127892>

**Children Enrolled: N/A**





## Idaho

### To pass or play? Unhealthy air quality keeps some kids inside (Boise)

October 12, 2015

<http://www.kboi2.com/news/local/Boise-School-Walker-Fire-Idaho-332202252.html>

**Children Enrolled: 62,500**

### U.S. files whistle-blower suit against Idaho Falls School District

January 26, 2015

<http://www.idahostatesman.com/2015/01/26/3612229/us-files-whistle-blower-suit-against.html>

**Children Enrolled: N/A**

For Enrollment Counts see: <http://www.greatschools.org/> or School Website - <http://www.boiseschools.org/cms/One.aspx?portalId=508306&pageId=129981>



## Illinois

### Elementary school closed due to mold, asbestos (Schiller)

August 14, 2015

<http://stlouis.suntimes.com/stl-news/7/139/176796/elementary-school-closed-due-to-mold-asbestos>

**Children Enrolled: 173**

### Parents, Students Say George Washington High Is Falling Apart

March 13, 2015

<http://chicago.cbslocal.com/2015/03/13/parents-say-george-washington-high-is-falling-apart/>


**Children Enrolled: 1577**

### Carbon monoxide sickens scores of students at Chicago elementary school (Ernst Prussing)

October 30, 2015

<http://www.cnn.com/2015/10/30/us/chicago-school-carbon-monoxide/>

**Children Enrolled: 668**



**R**uth Kerzee, Executive Director, Midwest Pesticide Action Center – “I am happy to report that many of the issues of pesticide use in schools and on school grounds are beginning to resonate more in communities, especially school communities, across the Midwest. We have seen an uptick in the number of inquiries by concerned parents and community groups regarding the use of pesticides and other lawn care chemicals on school grounds asking for help in moving their schools toward more healthful pest management practices. Illinois, for example, has seen three new bills introduced to the state legislature in the past 12 months addressing those concerns and other outdoor chemical applications. We will continue to follow these initiatives and report back their impact on creating healthier schools.”

For Enrollment Counts see: <http://www.greatschools.org/> or School Website



## Indiana

### Chicken farm near school raising concerns (Eastbrook)

October 29, 2015

<http://fox59.com/2015/10/29/chicken-farm-near-school-raising-concerns/>

**Children Enrolled: 849**

### PCBs in local water continue to spur controversy

April 15, 2015

<http://www.idsnews.com/article/2015/04/pcbs-in-local-water-continue-to-spur-controversy>

**Children Enrolled: N/A**

### Beech Grove School fixing air quality issues

August 5, 2015

<http://www.theindychannel.com/news/call-6-investigators/beeceh-grove-school-fixing-air-quality-issues>

**Children Enrolled: N/A**

*See Interviews with State Environmental Health Directors, page 49*

**M**argaret Frericks, Program Manager, Improving Kids Environments (IKE) – “In June of 2014 Indiana enacted new, more stringent indoor air quality rules for schools. Under the new rules schools must develop policies to prevent vehicle idling, limit allergens and asthma triggers in classrooms and routine maintenance of HVAC systems, immediately clean up and repair damage from water leaks, and designate an Indoor Air Quality Coordinator. The rule also requires an investigation by the State Dept. of Health if a complaint about air quality in schools is made.”



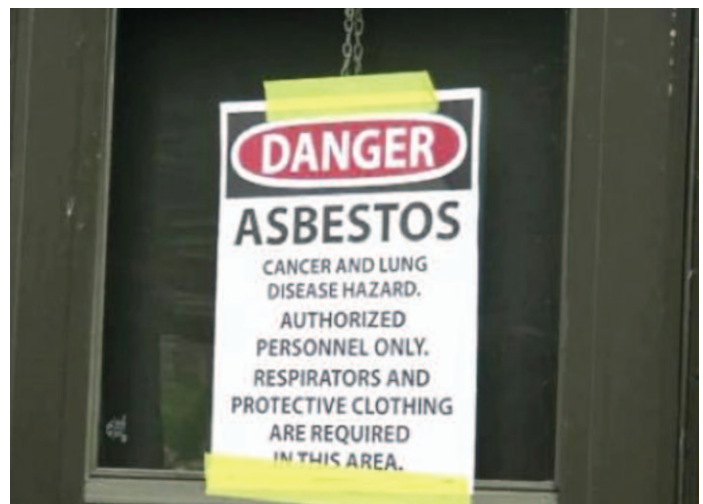
## Iowa

### Report: Students possibly exposed to asbestos at Cedar Rapids school (Washington)

December 8, 2015

<http://www.kcrg.com/content/news/Report-Students-possibly-exposed-to-asbestos-at-Cedar-Rapids-school-360889581.html>

**Children Enrolled: 1410**



*See Interviews with State Environmental Health Directors, page 49*



## Kansas

### Chemical smell reported at Northwest High School

August 31, 2015

<http://www.kansas.com/news/local/education/article32898246.html>

**Children Enrolled: 1439**

### WFISD addressing complaints about dirty schools

November 5, 2015

<http://www.timesrecordnews.com/news/education/wfisd-addressing-complaints-about-dirty-schools-23ce4cbe-29b9-7c97-e053-0100007f3446-341268661.html?d=mobile>

**Children Enrolled: N/A**

*See Interviews with State Environmental Health Directors, page 49*



## Kentucky

### Another Fayette School Has High Radon Levels (Yates)

January 23, 2015

<http://www.lex18.com/story/27927776/lex-18-investigates-another-fayette-school-has-high-radon-levels>

**Children Enrolled: 491**

### Kentucky School Bus Stranded by Flooding

April 3, 2015

<http://www.wbko.com/home/headlines/Kentucky-School-Bus-Stranded-by-Flooding-298589501.html>

**Children Enrolled: N/A**

### Local school rushing to clean up mold growth (Heath)

July 27, 2015

<http://www.wpsdlocal6.com/story/29620656/mold-growth-concerns-local-school-board>

**Children Enrolled: 446**





## Louisiana

### Bill would ban building schools on toxic sites (Booker T. Washington)

April 7, 2015

<http://www.wvltv.com/story/news/local/orleans/2015/04/07/bill-would-ban-building-schools-on-toxic-sites/25444615/>

**Children Enrolled: 1318**

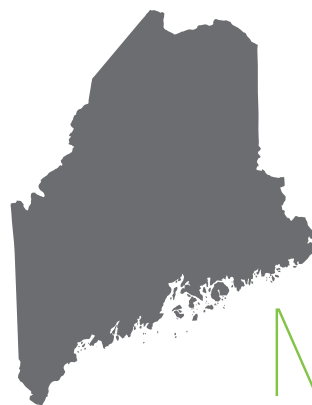


### Classes to resume Monday after chemical spill at Ascension Christian High School

August 19, 2015

<http://www.wafb.com/story/29836516/classes-to-resume-monday-after-chemical-spill-at-ascension-christian-high-school>

**Children Enrolled: 154**



## Maine

### Brunswick elementary, junior high school flunk safety code, ADA review

June 24, 2015

<http://bangordailynews.com/2015/06/24/news/midcoast/brunswick-elementary-junior-high-school-flunk-safety-code-ada-review/>

**Children Enrolled: N/A**



### Deering High School cited for safety violations

October 19, 2015

<http://www.wmtw.com/news/deering-high-school-cited-for-safety-violations/35929700>

**Children Enrolled: 920**

*See Interviews with State Environmental Health Directors, page 49*

**G**inny Mott, President, Maine Parent Teacher Association – "The need continues for all facility managers to be adequately trained and for them to be supported by their administrators and school boards. It's critical everyone making decisions affecting the management of school facilities understands how schools impact the health of the occupants and what needs to be done to ensure schools are healthful places."





# Maryland

## Prince George's County students claim school lunches are undercooked, contain mold

September 15, 2015

<http://www.fox5dc.com/news/local-news/19983241-story>

**Children Enrolled: N/A**



## Concerns about mold in schools still linger for Howard County parents

September 24, 2015

<http://www.abc2news.com/news/in-focus/concerns-about-mold-in-schools-still-linger-for-howard-county-parents>


**Children Enrolled: 1841**

## Md. Senator Demanding Answers After Dire Conditions Found Inside City School (New Era Academy)

July 29, 2015

<http://baltimore.cbslocal.com/2015/07/29/md-senator-finds-dire-conditions-inside-baltimore-city-school-building/>

**Children Enrolled: 408**



**R**ebecca Ruggles, Director, Maryland Environmental Health Network – “Maryland’s law mandating Green Cleaning in public schools went into effect in 2013. In 2015, an assessment of implementation indicated that many school districts were in need of technical assistance. In November 2015, 21 of Maryland’s 24 public school districts participated in a peer learning workshop on implementation. This event was jointly mounted by the Maryland State Department of Education and the Maryland Environmental Health Network. Although the law unfortunately allows districts to opt out on the basis of hardship, to date no district has requested a waiver. Districts’ progress in implementing Green Cleaning will be reassessed in 2016.”



## Massachusetts

### Dozens of students taken to hospital after chemical scare at Boston school (Boston Arts Academy)

November 9, 2015

<http://www.whdh.com/story/30470978/several-students-taken-to-hospital-after-hazardous-materials-incident-at-boston-school>

**Children Enrolled: 418**



### Southampton school has dozens of health and safety violations (William H. Norris)

August 27, 2015

<http://wwlp.com/2015/08/27/southampton-school-has-dozens-of-health-and-safety-violations/>

**Children Enrolled: N/A**

**T**olle Graham, Healthy Schools Coordinator, Massachusetts Coalition for Occupational Safety and Health – “Massachusetts schools should benefit from federal, state and local policies and programs aimed at improving health and environmental building conditions, but advocates continue to see huge gaps in compliance and the political will to implement them. For example - 1,000 of the 2,649 school asbestos reports filed in MA were deemed severely deficient according to Senator Markey’s National report: “Schools Fail to Keep Track of Asbestos”.”



## Michigan

### Detroit’s Public Schools Are in Crisis: Students and Teachers Deal Daily with Rats, Mold and No Heat

February 3, 2015

<http://www.people.com/article/inside-detroit-public-schools>

**Children Enrolled: 47,000**

### Toxic lead levels found in water at three Flint schools (Eisenhower, Freeman, & Brownell/Holmes)

October 8, 2015

[http://www.mlive.com/news/flint/index.ssf/2015/10/three\\_flint\\_schools\\_water\\_exce.html](http://www.mlive.com/news/flint/index.ssf/2015/10/three_flint_schools_water_exce.html)

**Children Enrolled: >600**





## Minnesota

### Asbestos to be abated at W-K (Washington-Kosciusko)

September 23, 2015

<http://www.winonapost.com/Article/ArticleID/45821/Asbestos-to-be-abated-at-W-K>

**Children Enrolled: 293**

### Teachers, Students Say Jordan Elementary Mold Made Them Ill

April 8, 2015

<http://minnesota.cbslocal.com/2015/04/08/teachers-students-say-jordan-elementary-mold-made-them-ill/>

**Children Enrolled: 650**



**Possible Allergic Reaction to Mold**

See Interviews with State Environmental Health Directors, page 49

See EPA grant results, page 41



## Mississippi

### Have legislators thwarted a chance to bring funds to cash-strapped Mississippi schools?

<http://hechingerreport.org/have-legislators-thwarted-chance-to-bring-funds-to-cash-strapped-mississippi-schools/>

January 14, 2015

**Children Enrolled: N/A**

### First day of school brings construction worries for Amite parents

August 6, 2015

<http://www.wapt.com/news/central-mississippi/first-day-of-school-brings-construction-worries-for-amite-parents/34577268>

**Children Enrolled: 428**







# Missouri

## Crews clean up water damage in Camdenton School (Oak Ridge)

**August 13, 2015**

<http://www.abc17news.com/news/crews-clean-up-water-damage-in-camdenton-school/34684140>

**Children Enrolled: 627**

## Eureka High School took on some floodwater, but nothing 'extreme'

**December 31, 2015**

[http://www.stltoday.com/news/local/metro/eureka-high-school-took-on-some-floodwater-but-nothing-extreme/article\\_56a04d1a-c2bb-55a5-aafb-906b48711fd4.html](http://www.stltoday.com/news/local/metro/eureka-high-school-took-on-some-floodwater-but-nothing-extreme/article_56a04d1a-c2bb-55a5-aafb-906b48711fd4.html)

**Children Enrolled: 1959**



# Montana

## Frenchtown schools closed Monday after flood

**December 14, 2015**

<http://www.abcfoxmontana.com/story/30740058/frenchtown-schools-closed-monday-after-flood>

**Children Enrolled: 1995**



## U.S. cleanup would leave some asbestos in contaminated Libby, Montana

**May 5, 2015**

[http://www.stltoday.com/business/local/u-s-cleanup-would-leave-some-asbestos-in-contaminated-libby/article\\_886cad8a-9e3f-57cc-b3a2-0e1503c748b8.html](http://www.stltoday.com/business/local/u-s-cleanup-would-leave-some-asbestos-in-contaminated-libby/article_886cad8a-9e3f-57cc-b3a2-0e1503c748b8.html)

**Children Enrolled: N/A**





## Nebraska

### Moldy Start for DC West School

August 21, 2015

<http://www.wowt.com/home/headlines/Moldy-Start-for-DC-West-School-322477582.html>

**Children Enrolled: 233**



### Study: Nebraska is failing kids with asthma and allergies

October 20, 2015

<http://nebraskaradionetwork.com/2015/10/20/study-nebraska-is-failing-kids-with-asthma-and-allergies/>

**Children Enrolled: N/A**



## Nevada

### Burst pipe could result in asbestos woes at Reno school (Pine)

December 29, 2015

<http://www.rgj.com/story/news/education/2015/12/28/pipe-bursts-pine-middle-school-reno/77975750/>


**Children Enrolled: 923**

### Flooding causes \$400K in school damages

<http://www.rgj.com/story/news/education/2015/07/14/flooding-causes-school-damages/30169765/>

July 15, 2015

**Children Enrolled: N/A**



# New Hampshire



## Chemical Test Unnerves School

January 25, 2015

<http://www.vnews.com/news/15363548-95/chemical-test-un-nerves-school>

**Children Enrolled: 502**

## Effort Begins to Reduce Children's Exposure to Lead Paint in Nashua, N.H. Area (US EPA)

April 27, 2015

<http://yosemite.epa.gov/opa/admpress.nsf/0/6e4b377b0d92a39f85257e3400621cfa?OpenDocument>

**Children Enrolled: N/A**

## Work to begin on middle school roof damaged by snow (Sanborn Regional)

July 15, 2015

<http://www.unionleader.com/apps/pbcs.dll/article?AID=/20150716/NEWS04/150719381/1013>

**Children Enrolled: N/A**



# New Jersey

## Bed Bug Problem at Deptford High School

October 23, 2015

<http://6abc.com/news/bed-bug-problem-at-deptford-high-school/1048183/>

**Children Enrolled: 1030**

## Paterson Eastside High School damaged by flooding over weekend

August 11, 2015

<http://www.northjersey.com/news/paterson-eastside-high-school-damaged-by-flooding-over-weekend-1.1390521>

**Children Enrolled: N/A**

## Acid spill at Indian Hills High School in Oakland forces evacuation

December 17, 2015

<http://www.northjersey.com/news/education/acid-spill-forces-evacuation-1.1475252>

**Children Enrolled: 1139**

## Chemical Spill at Bruriah Opens New Security Perspectives

February 19, 2015

[http://jewishlinknj.com/index.php?option=com\\_content&view=article&id=7007:chemical-spill-at-bruriah-opens-new-security-perspectives&catid=162:schools&Itemid=574](http://jewishlinknj.com/index.php?option=com_content&view=article&id=7007:chemical-spill-at-bruriah-opens-new-security-perspectives&catid=162:schools&Itemid=574)

**Children Enrolled: 357**

## Chemical spill evacuates private school in Elizabeth (Jewish Educational Center)

February 12, 2015

[http://www.nj.com/union/index.ssf/2015/02/chemical\\_spill\\_evacuates\\_jewish\\_educational\\_center.html](http://www.nj.com/union/index.ssf/2015/02/chemical_spill_evacuates_jewish_educational_center.html)

**Children Enrolled: 771**



## New Mexico

### The most dangerous school in America? (Pine Hill)

August 27, 2015

<http://krqe.com/2014/11/06/the-most-dangerous-school-in-america/>

**Children Enrolled: 291**



## New York

### West Babylon High School evacuated after fumes in hallway make dozens sick

December 15, 2015

<http://pix11.com/2015/12/15/west-babylon-high-school-evacuated-after-fumes-in-hallway-make-dozens-sick/>

**Children Enrolled: 1333**

### Drinking water shut off at Ithaca city schools after high lead levels detected

February 26, 2016

[http://www.syracuse.com/news/index.ssf/2016/02/ithaca\\_schools\\_drinking\\_water\\_lead.html](http://www.syracuse.com/news/index.ssf/2016/02/ithaca_schools_drinking_water_lead.html)

**Children Enrolled: >5100**

*See EPA grant results, page 41*

**C**hristopher Goeken, Director of Public Policy, New York League of Conservation Voters – "This is a national model for how to deal with this emerging public health crisis. New York is the first to pass legislation to require testing and remediation at the tap for all public schools."



# North Carolina

## Health Department: Charlotte school contains lead paint (Tyron Hills)

<http://www.wsocvtv.com/news/news/local/health-dept-charlotte-school-contains-lead-paint/njsg9/>

January 21, 2015

**Children Enrolled: 250**

## Chemical spill forces school to close (Charlotte Central)

December 10, 2015

<http://www.gmoutlook.com/news/2015/dec/10/chemical-spill-forces-school-close/?News>

**Children Enrolled: N/A**

## Mudslide and Flooding Damages Charter School (ArtSpace)

December 30, 2015

<http://www.wlos.com/news/features/top-stories/stories/Mudslide-and-Flooding-Damages-Charter-School-246527.shtml#.VoqfxPkrLcs>

**Children Enrolled: 376**



# North Dakota

## Fort Totten, North Dakota getting \$3.6 million to replace moldy school building

November 10, 2015

<http://www.crookstontimes.com/article/20151110/NEWS/151119966>

**Children Enrolled: 75**





## Ohio

### Wing of Oakdale Elementary closed due to mold outbreak

August 12, 2015

<http://www.wlwt.com/news/wing-of-oakdale-elementary-closed-due-to-mold-outbreak/34685706>

**Children Enrolled: 600**

### Old Firelands school buildings falling apart

October 30, 2015

<http://chronicle.northcoastnow.com/2015/10/30/old-firelands-school-buildings-falling-apart/>

**Children Enrolled: 1185**



### Lorain's Lowell Elementary School's New Beginnings experience issues with water and ice in ceilings

March 10, 2015

<http://www.morningjournal.com/general-news/20150310/lo-rains-lowell-elementary-schools-new-beginnings-experience-issues-with-water-and-ice-in-ceilings>

**Children Enrolled: 156**

*See Interviews with State Environmental Health Directors, page 49*

*See EPA grant results, page 41*

For Enrollment Counts see: <http://www.greatschools.org/> or School Website - <http://www.liberty.k12.mo.us/districtinformation>



## Oklahoma

### Green County Schools Prepare for Flooding

May 27, 2015

<http://www.fox23.com/news/news/local/green-country-schools-prepare-flooding/nmP3m/>

**Children Enrolled: N/A**

### Smelly Problem Leads To Closure of Tulsa Area School District (Liberty)

November 17, 2015

<http://www.newson6.com/story/30539511/smelly-problem-leads-to-closure-of-tulsa-area-school-district>

**Children Enrolled: 11,800**

### Seminole High School moved to temporary location due to building concerns

July 29, 2015

<http://kfor.com/2015/07/28/seminole-high-school-moved-to-temporary-location-due-to-building-concerns/>

**Children Enrolled: 480**





## Oregon

### Concerns Arise Over Pesticide Spray Near School (Triangle Lake)

September 17, 2015

<http://www.eugeneweekly.com/20150917/news-briefs/concerns-arise-over-pesticide-spray-near-school>

**Children Enrolled: 202**



### Portland Public Schools tests air quality in Cleveland High, four other SE Portland schools (Cleveland, Hosford, Winterhaven, Abernethy, & Grout)

February 05, 2016

[http://www.oregonlive.com/education/index.ssf/2016/02/portland\\_public\\_schools\\_testin.html](http://www.oregonlive.com/education/index.ssf/2016/02/portland_public_schools_testin.html)

**Children Enrolled: 3,123**

*See Interviews with State Environmental Health Directors, page 49*

**C**arolyn Smith Evans, Co-Founder and Chair, NEA Healthy Schools Caucus – The events in the Portland Oregon Public Schools regarding lead in school water supplies and the untimely disclosure to parents and teachers seem to be reverberating around the State. The positive outcomes of this are the mobilization of Oregon's Governor and the Oregon Legislature to seek ways to address issues of lead and other environmental toxins in Oregon schools. As well, school districts in other parts of the state such as Eugene, Salem-Keizer, and other smaller districts are voluntarily announcing their plans for water testing and disclosure of the results to the public, parents and school employees.




## Pennsylvania

### Inside Philadelphia's filthy schools

December 10, 2015

<http://america.aljazeera.com/watch/shows/america-tonight/articles/2015/12/9/inside-philadelphias-filthy-schools.html>

**Children Enrolled: N/A**



### (Updated) Pottsgrove High School evacuated during Keystone exams due to roof tar accident

May 14, 2015

<http://www.pottsmmerc.com/article/MP/20150514/NEWS/150519808>

**Children Enrolled: 1075**

### Storms tear apart Hamburg school (Blue Mountain Adventist)

July 10, 2015

<http://www.dailylocal.com/general-news/20150710/storms-tear-apart-hamburg-school>

**Children Enrolled: N/A**



# Rhode Island

## Providence students to R.I. lawmakers: Repair our schools

April 29, 2015

<http://www.providencejournal.com/article/20150429/NEWS/150429130>

**Children Enrolled: 23,867**



Kerrie Rodriguez, Carlos Pajaro, Steven Rego, Malea Jefferson and David Danicher participate in a rally at the State House on Wednesday. Some 40 students called on lawmakers to lift the ban on school construction. The Providence Journal/Kathy Borchers

## Ice Dams Cause Flooding, Closing Orchard Farms School Today

February 23, 2015

<http://patch.com/rhode-island/cranston/ice-dams-cause-flooding-closing-orchard-farms-school-today-0>

**Children Enrolled: N/A**



# South Carolina

## Chemical left on school toilet bowl burns child's buttocks, says mom (Clearwater)

January 14, 2015

<http://www.wrdw.com/home/headlines/12-OYS-Chemical-left-on-school-toilet-bowl-burns-childs-buttocks-says-mom-288604831.html>

**Children Enrolled: 432**

## Displaced Students Back to School In a Church (Timmerman)

October 14, 2015

<http://www.wltx.com/story/news/local/flood-recovery/2015/10/14/displaced-students-back-school-church/73959592/>

**Children Enrolled: 338**



**STUDENTS GO BACK TO SCHOOL IN A CHURCH** 7:02 **wltx.com**  
 CHILLY TONIGHT | SUMTER CO. DEBRIS | FEMA HELP  
 HEADLINES: LEHIGH UNIVERSITY LATEST TO RESCIND COSBY'S HONORARY DEGREE



# South Dakota

## School board annual meeting Tuesday

July 07, 2015

[http://rapidcityjournal.com/news/local/communities/sturgis/school-board-annual-meeting-tuesday/article\\_43cbd7a3-6000-53ac-95db-f72fc7bb17a1.html](http://rapidcityjournal.com/news/local/communities/sturgis/school-board-annual-meeting-tuesday/article_43cbd7a3-6000-53ac-95db-f72fc7bb17a1.html)

**Children Enrolled: N/A**



Courtesy photo

This photo shows areas washed away in the area around Piedmont Valley Elementary School during a storm that struck Piedmont on June 1.

## Faulty pipes cause temporary closing for Dakota Valley Schools

March 9, 2015

<http://www.ktiv.com/story/28334401/2015/03/09/faulty-pipes-cause-temporary-closing-for-dakota-valley-schools>

**Children Enrolled: 869**

For Enrollment Counts see: <http://www.greatschools.org/> or School Website - <http://doe.sd.gov/NCLB/reports/2015/reportcard/2015school46001-05.pdf>

# Tennessee

## Kingston Elementary reopens after flooding

August 19, 2015

<http://wate.com/2015/08/19/kingston-elementary-closed-thursday-due-to-flooding/>

**Children Enrolled: 715**



## Mold reported at Nashville middle school (McMurray)

December 4, 2015

<http://www.wbrc.com/story/30662074/mold-reported-at-nashville-middle-school>

**Children Enrolled: 798**

**D**aniela Kunz, Founder and President, Parents For Students Safety – “There must be requirements and a National Standard for safer, healthier schools especially for students (and also for the health of other occupants). EPA has a congressional authorization to issue guidelines on how pediatric environmental health experts can assist state and local health departments with onsite school investigations. EPA needs to convene a federal advisory work group to help address this gap in services to protect children in US Schools. And finally, parents and their children need to be protected from retaliation when they seek answers and records about school conditions.”





Texas

## Students Walk Out Of South Oak Cliff High School to Protest Crumbling Building

December 7, 2015

<http://keranews.org/post/students-walk-out-south-oak-cliff-high-school-protest-crumbling-building>

**Children Enrolled: 1319**

## Lakewood Elementary shut down again Wednesday after carbon monoxide leak

March 4, 2015

<http://www.dallasnews.com/news/community-news/white-rock-east-dallas/headlines/20150303-lakewood-elementary-expected-to-reopen-wednesday-after-carbon-monoxide-leak.ece>

**Children Enrolled: 841**

*See Interviews with State Environmental Health Directors, page 49*

**J**erry Lamping, Member of EPA's IAQ in Schools Master Class – "Enrollment growth is a key driver for additional school facilities in Texas. Texas' under-18 populations are expanding 6.5 times faster than the U.S. average. The data show newly built schools (both new campuses in growing districts and replacement facilities) house almost 740,000 students — about 15 percent of Texas public school enrollment. Eleven of the 13 Texas counties that grew fastest (by population) between 2007 and 2012 fall into this bracket. They are home to suburbs around Austin, Houston, Dallas-Fort Worth and San Antonio. With populations ballooning at a whopping 15-22 percent, these counties accounted for 180 new schools. The Texas Comptroller of Public Accounts' Texas Transparency website has detailed information on 834 new campuses (excluding charter operators) — \$15.4 billion in combined adjusted construction costs."



Utah

## Kids rally urges support of bill to replace polluting school buses

February 5, 2015

<http://www.deseretnews.com/article/865621254/Kids-rally-urges-support-of-bill-to-replace-polluting-school-buses.html>

**Children Enrolled: N/A**



## Utah lawmakers unveil \$28 million in air quality proposals

January 29, 2015

<http://www.deseretnews.com/article/865620724/Utah-lawmakers-unveil-28-million-in-air-quality-proposals.html>

**Children Enrolled: N/A**

## Utah schools going after bugs the old-fashioned way to cut down on chemical killers (Salt Lake City)

September 22, 2015

<http://www.sltrib.com/news/2961653-155/utah-schools-going-after-pests-the>

**Children Enrolled: 24,360**



## Vermont

### Cleanup underway following storm damage in Vt.

June 10, 2015

<http://www.wptz.com/news/cleanup-underway-following-storm-damage-in-vt/33508466>

**Children Enrolled: N/A**



### Damage bill up to \$500,000 at St James Primary School in Vermont

January 7, 2015

<http://www.heraldsun.com.au/leader/east/damage-bill-up-to-500000-at-st-james-primary-school-in-vermont/news-story/e9a2c368ae085f763052ea9e3744246b>

**Children Enrolled: 333**



## Virginia

### Smell could close Richmond school, eventually cost \$1 million (John B. Cary)

April 29, 2015

<http://www.nbc12.com/story/28936288/school>

**Children Enrolled: 199**

### Elevated levels of radon found in some Franklin County schools (Benjamin Franklin & Boones Mill)

April 1, 2015

[http://www.roanoke.com/news/virginia/elevated-levels-of-radon-found-in-some-franklin-county-schools/article\\_e5f6d2c6-1a3f-5d6b-bc36-ccc0ede06dc.html](http://www.roanoke.com/news/virginia/elevated-levels-of-radon-found-in-some-franklin-county-schools/article_e5f6d2c6-1a3f-5d6b-bc36-ccc0ede06dc.html)

**Children Enrolled: >340**

### Asbestos Shuts Down Columbia Pike Preschool

March 26, 2015

<http://www.arlnow.com/2015/03/26/asbestos-shuts-down-columbia-pike-preschool/>

**Children Enrolled: N/A**





## Washington

### Unhealthy Air Quality Means Schools Will Limit Outdoor Exposure for Students

August 24, 2015

<http://www.nbcrightnow.com/story/29870164/unhealthy-air-quality-means-schools-will-limit-outdoor->

**Children Enrolled: N/A**

### Brown water, rats, suspected mold plague Highline HS

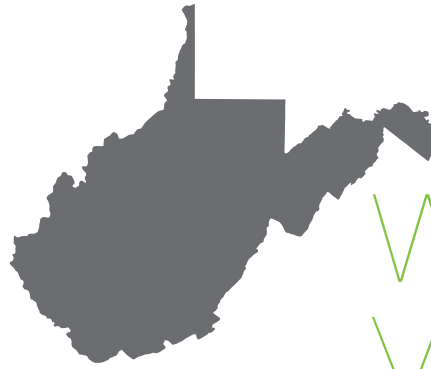
September 30, 2015

<http://www.king5.com/story/news/local/2015/09/30/brown-water-suspected-mold-plague-highline-hs/73078182/>

**Children Enrolled: 1,384**



See Interviews with State Environmental Health Directors, page 49



## West Virginia

### Amid Safety and Health Concerns, Proposed New Johnson School to be Built on Same Grounds

September 22, 2015

<http://www.wdtv.com/wdtv.cfm?func=view&section=5-News&item=Amid-Safety-and-Health-Concerns-Proposed-New-Johnson-School-to-be-Built-on-Same-Grounds-25737>

**Children Enrolled: N/A**

### Indoor air quality results released for Fayette County Schools

February 14, 2015

<http://m.wvva.com/w/news-local/story/126296420/>

**Children Enrolled: 458**

### Train derails, explodes in West Virginia; crude oil spills into river

February 17, 2015

<http://www.cnn.com/2015/02/17/us/west-virginia-train-derailment/>

**Children Enrolled: N/A**







## Wisconsin

### 40 kids taken to hospital after chemical leak at a Mauston middle school (Olson)

October 31, 2014

<http://www.wxow.com/story/27177000/2014/10/31/pool-chemicals-cause-mauston-middle-school-to-evacuate>

**Children Enrolled: N/A**

### Flooding closes Menasha High School

December 14, 2015

<http://www.postcrescent.com/story/news/education/2015/12/14/flooding-closes-menasha-high-school/77288870/>

**Children Enrolled: 978**

*See EPA grant results, page 41*



## Wyoming

### Grass fire threatens South High

March 15, 2015

[http://www.wyomingnews.com/articles/2015/03/16/news/01top\\_03-16-15.txt#.VZ6UafVhHw](http://www.wyomingnews.com/articles/2015/03/16/news/01top_03-16-15.txt#.VZ6UafVhHw)

**Children Enrolled: <3,700**



For Enrollment Counts see: <http://www.greatschools.org/> or School Website - <http://www.laramie1.org/modules/groups/homepagefiles/cms/120925/File/Support%20Operations/2014-15%20Budget.pdf?sessionid=4fca5890676b7a3ecabfa4b6ef7e5efe>

# Special Topics

# EPA State Grants Report

EPA's *Voluntary Guidelines for States: Development and Implementation of a School Environmental Health Program*. See <https://www.epa.gov/schools/state-school-environmental-health-guidelines>

**Background:** In 2004, the Coalition for Healthier Schools began urging Congress to find new ways to advance healthy school environments for children, especially those in low-income schools. In 2007, the Healthy High Performance Schools Act was embedded into the Energy Independence and Security Act. The law directed EPA to develop voluntary guidelines, in consultation with other federal agencies, to help states establish and implement environmental health programs in PK-12 schools. Guidelines and grants to states were first issued in 2012. The guidelines cover indoor air quality problems resulting from poor ventilation; mold and other allergens; chemicals and pesticides; unsafe drinking water; safety hazards related to improperly stored or managed chemicals; insufficient natural lighting; and poor acoustics.

While this was a major advance, EPA did not fulfill its congressional authorization: it did not address how pediatric environmental health experts could assist local agencies with onsite school investigations, nor did EPA direct or encourage its state grantees to track outcomes for children.

The agency awarded grants to five states to help advance its new guidelines. Here is a snapshot of what was accomplished.

**Connecticut Department of Public Health built on its existing EPA grant-funded state program.** It introduced IAQ [Indoor Air Quality] Tools for Schools to urban school districts; provided refresher training for 14 school districts, serving 54 schools; revitalized the state's School Indoor Environment Research Team website; and organized a comprehensive compendium of its Indoor Environmental Quality/IAQ Tools for Schools materials.

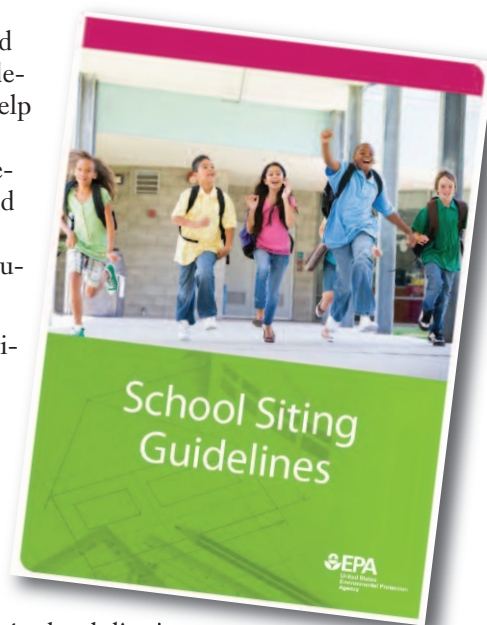
**Minnesota Department of Health, also built on a successful state program begun in 1997.** It set up a steering committee of 17 state and nongovernmental representatives; created a new web portal covering 22 environmental topics; promoted environmental health through a new newsletter, email listerv, advertising in journals and on websites, and direct mailings; and educated school officials through 25 trainings (731 attendees), 8 outreach events, 12 on-site consultations, and 44 off-site consultations.

**New York State Department of Health built a state program plan from scratch.** It established a steering committee of more than 50, largely PK-12 constituencies and state agencies; developed a consolidated consensus plan and proposed to measure outcomes for children; and hosted a first-ever statewide multi-agency full-day conference on school environments.

**Ohio Department of Health has had a school environmental health program since 1995.** It established a School Environmental Health Advisory Panel to develop guidelines for improving school environmental health; completed *Creating Healthy School Environments: Voluntary Guidelines for Ohio Schools*; kicked off a statewide School Environmental Health Baseline Assessment; held five regional trainings; and recorded eight school environmental health webinars.

**Wisconsin Department of Natural Resources added to its environmental health and safety program by teaming up with the Wisconsin Department of Public Instruction.** They created the Wisconsin Green and Healthy Schools (GHS) Program, a voluntary, web-based certification program for PK-12 schools. They redesigned the GHS Program to align with EPA's guidelines and other federal programs; established a statewide Green and Healthy Schools Advisory Network; hosted 12 regional workshops and 3 topic-specific workshops; enrolled 220 schools in the program; and hosted a professional development summer institute for nearly 200 participants.

For **lessons learned** by these five states in terms of recruiting and managing advisory committees, agency and school buy-ins, and other issues, see <https://www.epa.gov/schools/eh-guidelines-addendum-recommendations-and-lessons-learned-state-grantees>



# PCBs and Schools

## What are PCBs?

Among the most toxic man-made chemicals on the planet, **Poly-chlorinated biphenyls (PCBs)** are increasingly linked to the most serious human health issues, including cancer, childhood leukemia, liver disease, heart disease, permanently depressed IQ, autism, diabetes, asthma, and hormonal disturbance. With the passage of the Toxic Substances Control Act in 1977, Congress banned the manufacturing of PCBs and in 1979 banned their use, except in a totally enclosed manner. Developed by Monsanto in 1929, PCBs were widely used in building materials and electrical equipment and are commonly found in buildings constructed and remodeled between 1950 through 1978.

## Fighting PCBs in NYC Public Schools

Beginning in 2009, parents and advocacy groups in New York City, which has the largest public school system in the United States, with more than one million students, began campaigning to rid their schools of PCB-contaminated caulking materials and PCB-contaminated lighting fixtures that were actively leaking PCBs into classrooms.

The **NYC PCB Free Schools campaign** started when a concerned Bronx parent teamed up with **New York Lawyers for the Public Interest (NYLPI)** to sue the New York City Department of Education (DOE) over PCB-contaminated caulk at her daughter's school. In October 2009, the DOE settled the case by entering into an agreement with the Environmental Protection Agency (EPA) to launch a five-school-pilot program to study caulk remediation options and devise a plan to address PCB-contaminated caulk throughout the City's school system. Air tests in the course of the pilot study showed PCB contamination *well beyond* what was expected for contamination associated with caulking. Further investigation showed that there was another PCB-contaminator in the classroom: T12 fluorescent lights with lighting ballasts containing PCBs.


Alarmed by the revelation, EPA Region 2 performed "spot inspections" at 7 nonpilot study school buildings and found leaking PCB lights at 100% of the schools. In response, the EPA urged the DOE to develop and implement a plan to replace the PCB-contaminated light fixtures, which were still utilized at over 700 school buildings throughout the city. Unfortunately, the DOE responded by lumping replacing the PCB lights into the City's Greener Schools plan-mandated local legislation requiring energy upgrades to buildings in excess of 50,000 square feet within 10 years.

In the summer of 2010, grassroots organization **New York Communities for Change (NYCC)** and **NYLPI** led a coalition of parents, students, schools staff, unions, and elected officials in a campaign to pressure the DOE to shorten its 10-year time frame for replacing the PCB lighting. In July 2011, **NYCC and NYLPI** sued the DOE and the School Construction Authority (SCA), seeking a court order to force the City to replace PCB-containing T12 light fixtures within a much shorter time frame. Thanks to the **NYC PCB Free Schools campaign**, in May 2013, the City of New York cut *in half* its ten-year timeline for removing light fixtures containing PCBs from New York City's public schools as part of the terms of a legal settlement. The City of New York is currently on track to have all PCB-contaminated light fixtures removed by the end of 2016.



## What can you do about PCBs in your school?

1. **Determine the year in which your school building was constructed:** PCBs are most prevalent in buildings constructed between 1950 and 1977.
2. **Ask about the type of light fixtures used in your school:** T12 and HID light fixtures may contain PCBs in the electrical ballasts.
3. **Request air testing in your school:** Air tests will determine the presence and concentration of airborne toxins in your school.
4. **Request a test of the caulk in your school:** This can be either a wipe test on various surfaces such as floors and desks, or a test of the actual caulk.
5. **Organize!** Connect with other organizations, schools, and programs looking to improve their schools' environmental health.



*Exploded or damaged light ballast containing PCBs. Photo by EPA.*

# Climate Change: Children and Schools

## Introduction to Climate Change

Climate change primarily refers to the rise in average surface temperatures on Earth. The bad news is that these rises in temperature have lasting adverse effects on our health. According to the U.K.-based Met Office Hadley Centre for Climate Science and Services, global mean surface temperatures will soon reach 1°C (1.8°F) above preindustrial levels. Worryingly, this is halfway to the 2°C warming point that many scientists view as dangerous for human and environmental health.

## Why Children Are Most Vulnerable

Children are highly vulnerable to all kinds of environmental threats and climate change is no exception. In fact, the American Academy of Pediatrics has gone on record saying that children are “uniquely vulnerable to these threats.” Children eat, drink, and breathe more per pound of body weight than adults do. Children are less able to identify and avoid hazards. Children’s bodily systems are still developing, which makes them more susceptible to harmful effects from toxins and

pollutants. Arguably, we are already suffering the consequences of climate change, as 2014 was widely reported to be the warmest year on record. Executive Order 13045 recognizes the unique health risks that children face and requires the EPA to evaluate the effect of regulation on children. Moreover, no federal, state, or city agencies issue public health advisories for children pre- or post-disaster.

## Adverse Events Due to Climate Change

There are countless ways in which climate change adversely impacts the environment and a child’s way of life. Climate change can alter the resources available in the community such as food and water supplies. Changes in climate will diversify the ideal living conditions for ticks and mosquitoes, thus increasing vector-borne disease like malaria and dengue fever (ACEI). Extreme weather events such as flooding and hurricanes will become more frequent and intense as climate change advances. A recent report by the American Meteorological Society claims that 14 extreme weather events in 2014 were at least partly caused by climate change. Also, climate change significantly (and negatively) impacts indoor and out-



**Texas.** Houston firefighter Scotch Blair carries Dezmund Chapman, 5, through a flooded street next to Peck Elementary in southeast Houston. Photo by Brett Coomer



**Texas.** A city resident spotted this oil slick creeping across floodwaters in downtown Austin. Photo by Mary Mazzoni.



**Texas.** Houston Fire Department personnel use a City of Houston dump truck during high water rescue of a school near Griggs Road and Martin Luther King Boulevard Monday, Jan. 9, 2012, in Houston. Photo by James Nielsen/Houston Chronicle



<http://wyoingmedicalcenter.org>

Who is most affected by excessive heat?



door air quality. These events can seriously damage buildings and lead to such things as mold, water damage, lead and chemical contamination, as well as contamination of water with sewage.

### Why We Should Worry About Extreme Heat

Climate change has previously, and will continue to, contribute to more intense and more frequent heat waves. NOAA recently confirmed that the summer of 2015 was the hottest summer ever recorded. Children and infants are extremely susceptible to heat-related illness and mortality. The effects of heatwaves include worsening air pollution, an increased rate of heart attacks, and more kids with asthma (NWF). Currently, 6.8 million children in the United States have asthma, but that number could soon be much higher (CDC). This is a major issue as asthma is the leading cause of school absenteeism in the US. Heat-related illness are most likely to occur when children play outside during heat waves and cannot stay hydrated (EPA). Another risk of extreme heat is loss of school productivity (lower test scores and attendance). A child's ability to learn is measured by test scores, and there is evidence that higher temperatures yield lower test scores. Even in early September this year, schools across

Connecticut without sufficient air conditioning units let out early amid record-breaking heat (NBC Connecticut). Conditions are not any better in warmer climates during late spring and early summer final testing periods.

### Why We Should Worry About Indoor and Outdoor Air Quality

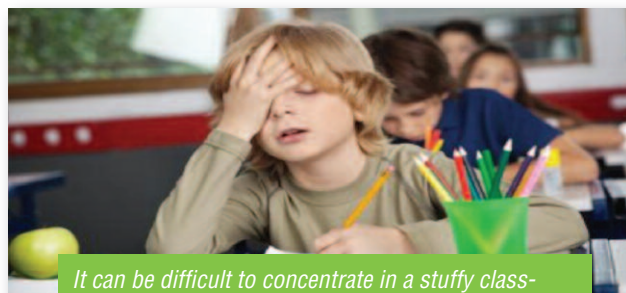
According to research completed by the Intergovernmental Panel on Climate Change and the EPA, air quality is projected to decline due to climate change. Outdoor air quality is already a major concern. For instance, in October, some Boise schools were forced to cancel outdoor activities due to outdoor air quality concerns (KTVB.com). Rising temperatures may decrease air quality by increasing the formation of ground-level ozone, which is the main ingredient for urban smog (EPA). These exposures have several long-lasting health effects on children: shortness of breath, chest pain, wheezing, coughing, and more. As outdoor air quality decreases, children will spend more time indoors.

However, indoor environmental exposures can be 100-1,000 times more intense than outdoor exposures (IOM, 2011).

continued on next page ►



**Michigan.** Classroom items are placed in the hallways May 28, 2015, at Stephenson Elementary School in Stephenson, Mich. The school was closed because of flooding. Photo by WLUK/Mike Raasch



It can be difficult to concentrate in a stuffy classroom. But in a properly ventilated classroom, children work faster and are better at solving tasks, new Danish research reveals. Photo by Shutterstock



**Nebraska.** Debra Nelson, a middle school teacher with Omaha Public Schools, stands on the mangled playground equipment while taking a photo of the tornado-damaged middle school in Pilger. Photo by Darin Epperly/Norfolk Daily News



**North Dakota.** The inside of Trinity High School shows heavy damage from a fire. The entire school has visible and extensive smoke and water damage from the blaze in the office area. Photo by Tom Stromme/Bismarck Tribune



### Climate Change: Children and Schools (continued from previous page)

Children already spend much of their time in schools, as they are legally mandated to do so, but they cannot advocate for themselves, and they do not have policies and unions in place to protect them against occupational hazards, such as poor indoor air quality, as adults do.

Health problems that occur because of poor air quality exposure include developmental disabilities, learning disabilities, respiratory diseases, other chronic diseases, and even death. Research shows that adult critical thinking skills suffer a decline at 1,000ppm CO<sub>2</sub> (Spengler, 2012). As we know, children's bodies are smaller compared to adults, and their brains are developing, so the risk to them is even greater. In classrooms that experience levels of CO<sub>2</sub> above 2,000ppm, children suffer declines in attention, concentration, alertness, prioritization, and the ability to organize tasks (EPA; Blake, Northwest AIR). This leads to loss of productivity at school, which can decrease a child's college and potential earnings prospects in the future. Not only does air quality directly impact health, but it also indirectly impacts health if buildings are compromised. Increases of ozone outside will lead to an increase in ozone indoors. As a result, chemical changes in

the building materials will add to the current indoor pollutants. This, combined with heat, will change the indoor air chemistry, which will lead to mold growth indoors and off-gassing of VOCs (IOM, 2011).

### Why We Should Worry About Extreme Weather Events

Climate change is projected to increase the frequency and intensity of extreme weather events, and some scientists believe it already has. First and foremost, children are especially vulnerable in extreme weather events because they rely on adults to make protective decisions for them. Also, their bodies are smaller, which means that they are more at risk of being overcome by strong winds and water currents. Floodwaters have many dangers: mold growth, oil and chemical leakage, wildlife lurking in floodwaters, and more. Therefore, it is especially important to protect our children from floodwaters



**Oregon.** School district cancels class due to flood concerns. Photo by kmtr.com



**Ohio.** June 8, 2010. Tornado damage. Photo by media.mlive.com



**Indiana.** Henryville High School was badly damaged by the storms. Photo by Dan Goldblatt/Indiana Public Media News



**Tennessee.** South Lincoln Elementary School, Fayetteville. Tornado damage 4/28/14. Photo by Paul Henry | The Elk Valley Times



**New Jersey.** School damage after Hurricane Sandy. Photo by Rich Schultz

by keeping them from walking in floodwaters, and from keeping them from attending schools with water damage until the problem is rectified.

Superstorm Sandy (2012) claimed five children's lives, between the ages of 2 and 13. Two brothers, ages 2 and 4, were swept away by water because their mother was attempting to escape through storm waters. As a result of the storm, more than 80 schools in the New York City Public School District had severe damage. Fifty-six schools in the New York City area could not reopen until 2013. In all, 170 schools in the New York Metro area were in or adjacent to the storm surge. Since many schools were damaged and remained closed for so long, students were displaced, which compromised their learning. Some students missed weeks of school.

New Jersey school districts were also hit hard by Superstorm Sandy, and schools with the most severe damage served 3,444 students. Hurricane Katrina (2005) also severely impacted schools and education. Some schools were so severely damaged that they were closed down for months, and some even years. Years later, a teacher in Louisiana described her students as being extremely far behind academically, adding that some high school students simply never returned to school.

## Conclusion

Protecting children and school facilities must be part of the climate dialog. Agencies should be aware of school facility vulnerabilities to severe weather and the designation of local schools as community shelters. Agencies should also disseminate public health advisories pre- and post- disaster, targeted at preventing harm to children in schools or returning to storm-damaged schools.

## Citations

- US Environmental Protection Agency. Climate Change. Available at: <http://www.epa.gov/climatechange/>
- Association for Childhood Education International: Climate Change and Children. Available at: <http://acei.org/global-news/climate-change-and-children>
- National Wildlife Federation. Global Warming and Heatwaves. Available at: <http://www.nwf.org/Wildlife/Threats-to-Wildlife/Global-Warming/Global-Warming-is-Causing-Extreme-Weather/Heat-Waves.aspx>
- Centers for Disease Control and Prevention. Asthma FastStats. Available at: <http://www.cdc.gov/nchs/fastats/asthma.htm>
- National Research Council. Climate Change, the Indoor Environment, and Health. Washington, D.C; The National Academies Press; 2011
- Spengler JD. Climate change, indoor environments, and health. *Indoor Air*. 2012;22(2):89-95
- US Environmental Protection Agency. IAQ Tools for Schools: Health and Achievement. Available at: <http://www.epa.gov/iaq/schools/benefits.html>
- United Kingdom Met Office Hadley Centre for Climate Science and Services <http://www.metoffice.gov.uk/news/release/archive/2015/one-degree>
- American Academy of Pediatrics  
<http://pediatrics.aappublications.org/content/136/5/992>
- National Oceanic and Atmospheric Association (NOAA) <http://www.ncdc.noaa.gov/sotc/global/201509#temp>
- NBC Connecticut. "Schools Dismiss Early Amid Record-Breaking Heat" <http://www.nbcconnecticut.com/news/local/New-Britain-Schools-to-Release-Early-Tuesday-Wednesday-Due-to-Heat-325369061.html>
- KTVB, "Poor air quality nixes outdoor practices, games again" <http://www.ktvb.com/story/news/local/2015/10/13/smoke-cancel-schools/73885188/>
- United Nations International Panel on Climate Change (IPCC), "The Regional Impacts of Climate Change: Air Quality and Ground Level Ozone." <http://www.ipcc.ch/ipccreports/sres/regional/index.php?idp=231>





# Reducing Chemical Risks: Green Cleaning and Healthy Products

Following enactment of New York State's law and signing of an executive order in 2005 requiring all public and private schools as well as state agencies to use green cleaning products, today 11 states plus the District either require or promote the use of green cleaning products by schools; in addition, more states and more cities are developing green procurement programs as a way to reduce hazards on the job and to reduce agencies' environmental footprints. For national guidance for PK-12 schools and child care centers, free posters and customizable training tools, as well as state model bill text, see [www.cleaningforhealthyschools.org](http://www.cleaningforhealthyschools.org).

## Green Cleaning / Healthy Products



### Green Cleaning for Healthy Schools Toolkit

Keeping schools clean and cleanable, and reducing air pollutants, chemical exposures, and asthma in schools are all critical to promoting attendance and learning. Green cleaning is a proven, cost-effective way to help address the issues. Currently eleven states and the District of Columbia require or promote the use of green cleaning products in schools! You should too. Toolkit contains free posters, two webinars, tip sheets, and checklists.



### Healthy Products for Healthy Schools Toolkit

Finding healthy products can be confusing. This toolkit offers guidance in finding products that are low-emissions and low toxicity. The products promote Indoor Air Quality (IAQ) and reduce exposure to chemicals which are associated with long-term health problems, including asthma and cancer. The resources found here can help identify false environmental marketing claims (greenwashing), find third-party certified products, and understand the cost benefits of healthy purchasing. Product types include safer disinfectants, office equipment and supplies, teaching supplies, and school supplies.



Connecticut Foundation  
for Environmentally Safe Schools



**nysut**  
A Union of Professionals

New York State  
**PTA**  
everychild.one voice.®



**INFORM**

**ASB** ASSOCIATION OF  
SCHOOL BUSINESS OFFICIALS  
INTERNATIONAL



Mass**COSH**

**NASN**  
National  
Association of  
School Nurses

**RPN**  
Responsible Purchasing Network



**Healthy  
Futures**  
improving schools, improving lives.



# Interviews with Environmental Health Directors

## Conducted by Healthy Schools Network Graduate Intern Alison Baxter, Spring 2015

Initial outreach to the environmental health (EH) division of the Association of State and Territorial Health Officials (ASTHO) and the National Association of County and City Health Officials (NACCHO) found that neither national organization had information on if or how its members were addressing environmental health issues in PK-12 schools affecting children. As a result of the phone calls, the Network was invited to speak at the bimonthly phone conference for ASTHO's state environmental health directors in February 2015. The Network described its interests, then recruited EH Directors online to be interviewed for up to 30 minutes. Over a period of six weeks in the spring of 2015, the Network conducted thirteen phone interviews with twelve states and one major county (see map). About half of the conversations were with state environmental health directors, and half were with bureau chiefs within environmental health departments.

## General Findings

Some states reported teachers calling the health agency with complaints, but it was assumed that most teachers will complain first to either their union or occupational health agencies. Based on previous research by the Network, it is speculated that many teachers may fear speaking out about environmental health issues at schools due to fear of job retaliation. For these reasons, and because our primary concerns are about children, the Network focused on complaints to the state and local health agencies coming from concerned parents.

The first interview question asked was **“Does your agency receive complaints from parents about suspected environmental exposures at PK-12 schools?”** Across the board the answer was yes, but similarities in answers disappeared after this point. Whether or not the calls are logged, diverted to another organization, or bureau, or followed up with an inspection, all depend on the nature of the problem and the state involved. **The ad hoc patchwork process is not a system and appears “reactive,” not proactive and preventive.** A few interviewees report entering call information into a state database; the other states do not, and do not collect information from other agencies or even local health departments. Most state health agencies could offer an estimate of how many calls are received, but did not know if complaints had also been reported to sister state agencies with responsibilities for issues such as chemical uses, pesticides, energy, or education, or even successfully resolved; nor did they estimate how many children would be at risk.

If the state health agency isn't monitoring which schools have environmental health problems, and the education agency does not, is anyone? Many states said that parents call the state agencies as a last resort: they have already reached out to a combination of the local school district, the local health department, or other agencies.

**In some states, different environmental health issues are housed in separate state agencies. For example, in Oregon calls about radon go to the health department, calls about asbestos go to the department for environmental quality, and calls about pesticides go to the department of agriculture.**

The interviewees stated that to the best of their ability they try to coordinate in situations with multiple environmental health issues, including getting local health departments involved if they have adequate resources. In a workshop hosted by the **Institute of Medicine on behavioral health, it was determined that “potential harm is amplified when different agencies lack standardized, comparable outcome measures,” saying further that “silos of expertise” should be broken down with interagency information-sharing policies.**<sup>1</sup>

The same can be said for environmental health in schools: the monitoring of environmental impacts of schools has fallen between the cracks of the myriad local, state, and federal agencies. In a paper presented in summer 2015, the International Society of Indoor Air Quality (ISIAQ) Healthy Buildings America conference in Colorado, the Network's executive Claire Barnett argued that a “coordinated federal-state strategy is needed to provide and track public health services to children with suspected exposures and to examine, track, and address environmental risks in schools.”<sup>2</sup>

Three EH Directors interviewed were from states receiving the EPA Office of Children's Health Protection's (OCHP) 2012 Green and Healthy Schools Initiative Voluntary State Grants. A 2013 report commissioned by Healthy Schools Network evaluated states' progress on the EPA grants; two states have no-cost extensions.

## Interviews with Environmental Health Directors (continued from previous page)

The report found that in general states receiving the grants were not discussing how to track children's risks and exposures, nor were children's advocates present in any significant number. The grant coordinators also noted that it was challenging to attain school buy-in because in general funding was not provided to individual districts.<sup>3</sup>

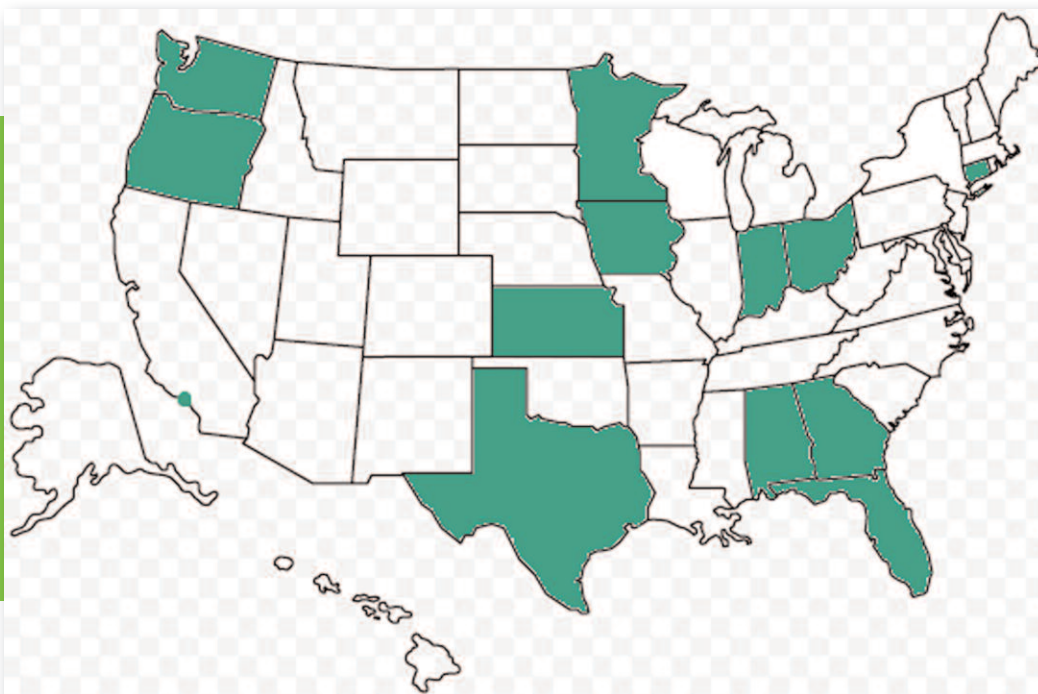
### Conclusions

The high rate of volunteer participation from the state health agencies was completely unexpected and is a real expression of concern about these issues. The large variety in the responses demonstrates differences across the states in their ability to address suspected environmental hazards in schools. However, it appears there is an immediate need to pilot statewide interagency tracking of health complaints arising from child care facilities and PK-12 schools, as well as pilots to demonstrate the effectiveness of on-site inspections by qualified experts in tandem with pediatric environmental health experts, as required in EPA's congressional authorization (EISA 2007). **A common theme from respondents was that the state health agencies don't know how environmental risks are being monitored because each school handles issues differently. Children would benefit if states developed hazard prevention programs that could be systematically implemented from the top down.** These programs can use federal guidelines as templates, such as EPA's *IAQ Tools for Schools*. States should customize the guidelines by incorporating various stakeholders within the states, such as local health departments, teachers unions, the state board of education, and other state agencies such as the department of agriculture and environment. For environmental hazards at schools to be resolved, however, the state health agencies need additional funding. Without adequate funding, school environmental health policies are unenforced, the problems are not addressed, and our children are at risk.

<sup>1</sup> Institute of Medicine and National Research Council (IOM). *Harvesting the Scientific Investment in Prevention Science to Promote Children's Cognitive, Affective, and Behavioral Health: Workshop in Brief*. National Academy of Sciences, 2014.

<sup>2</sup> "USA's Missing Mission: Strategies To Protect Children From Poor IAQ In Schools", International Society of Indoor Air Quality and Climate, Conference Proceedings, Healthy Buildings 2015 America, Boulder, CO, CL Barnett, 2015.

<sup>3</sup> Lubin, Judy. "An assessment of state capacity building to improve conditions of schools and children's environmental health," 2003, key informant survey commissioned by Healthy Schools Network.



# Appendices

EPA Healthy Schools, Healthy Kids Resources


Healthy People 2020

CDC Whole School, Whole Community, Whole Child Resources

CDC Children's Health and the Built Environment

US Department of Education Green Ribbon Schools Award

National Education Access Network


 United States Environmental Protection Agency
 

[Español](#) | [中文: 繁體版](#) | [中文: 简体版](#) | [Tiếng Việt](#) | [한국어](#)

[Learn the Issues](#) | [Science & Technology](#) | [Laws & Regulations](#) | [About EPA](#)


 Search EPA.gov

[Contact Us](#) | [Share](#)

## Healthy Schools, Healthy Kids


Take action to improve children's health! EPA's comprehensive schools website offers all the resources you need to establish, maintain, or enhance a school environmental health program.

### About Schools




- [About Schools](#)
- [Why It's Important](#)
- [What You Can Do](#)

### Healthy Buildings




- [About Healthy Buildings](#)
- [Design and Construction](#)
- [Cleaning and Maintenance](#)

### Air and Water Quality




- [About Air and Water Quality](#)
- [Indoor Air Quality](#)
- [Water Quality](#)

### Managing Chemicals




- [About Managing Chemicals](#)
- [Resources for Safe Chemical Management](#)
- [Classroom and Laboratory Resources](#)

### Guidance and Tools



- [About Guidance and Tools](#)
- [State School Environmental Health Guidelines](#)
- [School Siting Guidelines](#)
- [Sensible Guide for Healthier School Renovations](#)
- [Best Practices for Reducing Near-Road Pollution Exposure at Schools](#)


### Transportation




- [About Transportation](#)
- [School Buses](#)
- [Safe Routes to School](#)

### Extra Credit for a Healthier School


There are many ways to create healthy school environments beyond what you can find on this website. This section provides information on student curricula you may use as well as EPA and other partners' initiatives to engage the community in activities to improve children's health and safety. [Go to the Extra Credit page.](#)



### Featured Publications








**Voluntary School Siting Guidelines** Helps communities consider environmental health when establishing school site selection criteria and conducting environmental reviews of prospective sites. [Go to the siting guidelines.](#)









**State School Environmental Health Guidelines** Presents recommendations, case studies, and resources to help states create or improve environmental health programs for K-12 schools. [Read the health guidelines.](#)

[Contact Us](#) to ask a question, provide feedback, or report a problem.

[EPA Home](#) | [Privacy and Security Notice](#) | [Accessibility](#)



Social sites:
 





[More social media at EPA](#)

#### Bulletin Board

- Jan 2016: [Smart School Siting Tool](#)
- Jan 2016: [Sensible Guide for Healthier School Renovations](#)
- Jan 2016: [Healthy Schools Research Grants](#)
- Dec 2015: [6th-8th grade climate science lesson plans](#)
- Nov 2015: [Classroom flame test safety from the American Chemical Society](#)
- Oct 2015: [Wastebusters Green Cleaning Video](#)
- Oct 2015: [EPA's National Clean Diesel Campaign \(NDC\) now accepting applications for the 2015 School Bus Replacement and Retrofit Funding Opportunity](#)
- Sept 2015: [EPA's new IAQ school assessment mobile app](#)
- Sept 2015: [Improving Ventilation and Indoor Air Quality During Wildfire Smoke Events \(PDF\) \(2pp., 130KB\)](#)
- Sept 2015: [California State PTA Raises its Voice For Climate Change Education](#)
- Aug 2015: [A Student's Green Shopping Guide](#)
- July 2015: [Addendum to the School Environmental Health Guidelines](#)
- June 2015: [Funding Opportunity: Using Educational Networks to Increase Schools' Adoption of Integrated Pest Management](#)

[Additional news items](#)

#### Upcoming Webinars

None currently scheduled

[Read more about our webinars or view past webinars.](#)






**Healthy People 2020 (HP 2020)** Environmental Health measures support the general findings of this report of worsening conditions for children in PK-12 schools. As this report has documented, there are more public schools today, more children in schools, more children in poverty, and more with special education needs, yet fewer dollars and fewer staff for our schools. Consistent with that, and possibly resulting from the deep cuts to CDC's and EPA's budgets supporting voluntary programs for children's environmental health and for healthy school physical environments, HP 2020 found a decline in the percent of schools meeting HP 2020 objectives.

The data below provide trend lines, but not necessarily hard facts on school. See note below. The apparent downward trend among schools in meeting key objectives could be due to more fiscal pressures on local schools or to the deep cuts in US EPA programs addressing healthy learning environment (lead, water, asbestos, chemical management, Indoor Air, and IPM). A sample of HP 2020 EH for Schools:

#### School Indoor Air Quality

Objective **[EH-16.1 Increase the proportion of the Nation's elementary, middle, and high schools that have an indoor air quality management program to promote a healthy and safe physical school environment](#)**, with a goal to increase from 51% to 56% (2010 to 2020), instead fell to 46% in 2014.

#### School Hazardous Materials Management

Objective **[EH-16.3 Increase the proportion of the Nation's elementary, middle, and high schools that have a plan for how to use, label, store, and dispose of hazardous materials to promote a healthy and safe physical school environment](#)**, with a goal to increase from 86% to 93% (2010 to 2020), instead fell to 84% in 2014.

#### School IPM Practices

Objective **[EH-16.4 Increase the proportion of the Nation's elementary, middle, and high schools that promote a healthy and safe physical school environment by using spot treatments and baiting rather than widespread application of pesticide](#)**, with a goal to increase from 56% to 64% (2010 to 2020), instead fell to 54% in 2014.

#### Schools Inspecting Water Outlets for Lead

Objective **[EH-16.7 Increase the proportion of the Nation's elementary, middle, and high schools that promote a healthy and safe physical school environment by inspecting drinking water outlets for lead](#)**, with a goal to increase from 56% to 61% (2010 to 2020), instead fell to 46% in 2014. *NB. In CDC's SHPPS 2006 state survey, it reported that 26 states plus the District required local schools to test at the tap for lead. This is inaccurate and an example of how self-reporting may not yield valid results.*

To see all HP 2020 Goals and Objectives for Environmental Health, and the data and the methodology for the findings, visit <https://www.healthypeople.gov/2020/topics-objectives/topic/environmental-health/objectives>.

Data sources for 2010 and 2014: CDC's School Health Policies and Practices Surveys (SHPPS) of key informants at the state and local levels. *NB: SHPPS key informants may not be well-versed in or charged with the physical environment of schools.*



## Adolescent and School Health

DASH Home

About DASH +

Data +

Disparities +

Funding Areas +

Protective Factors +

Sexual Risk Behaviors

Program Evaluation +

Effective Programs +

Health &amp; Academics

**Whole School, Whole  
Community, Whole Child**

Tools +

Publications, Journal  
Articles, and Resources +

Multimedia +

For Funded Partners +

[CDC](#) > [DASH Home](#) > [Whole School, Whole Community, Whole Child](#)

## Whole School, Whole Community, Whole Child



Click image to enlarge

## Expanding the Coordinated School Health Approach

Since 1987, CDC's coordinated school health (CSH) approach has been the blueprint for integrating health-promoting practices in the school setting. CSH programs have helped to establish policies and practices in states, districts, and schools across the nation, and will see continued success within the expanded Whole School, Whole Community, Whole Child (WSCC) model.


The WSCC model includes 10 components, expanding upon the CSH components of Healthy and Safe School Environment and Family/Community Involvement into 4 distinct components.

## The Whole School, Whole Community, Whole Child Model

The Whole School, Whole Community, Whole Child (WSCC) model is an expansion and update of the Coordinated School Health (CSH) approach. The WSCC incorporates the components of CSH and the tenets of the ASCD's<sup>®</sup> whole child approach to strengthen a unified and collaborative approach to learning and health. The WSCC model focuses its attention on the child, emphasizes a school-wide approach, and acknowledges learning, health, and the school as being a part and reflection of the local community.

## The Whole School, Whole Community, Whole Child Model: A New Approach

By focusing on youth, addressing critical education and health outcomes, organizing

 **Get Email Updates**

To receive email updates  
about this page, enter your

From: <http://www.cdc.gov/healthyyouth/wsc/>

## Children's Health & the Built Environment Centers for Disease Control and Prevention

Healthy community design can benefit children in many important ways. At a time when obesity and diabetes are rising among children, when asthma continues to be highly prevalent, and when conditions such as attention deficit disorder may be on the rise, it is crucial to seek, understand, and implement environmental design solutions that might help with these health challenges.

School siting and design are examples of how the built environment can influence children's health. When new schools are built a long distance from where families live, then children need to be driven to school, depriving them of an opportunity for physical activity, and contributing to air pollution and risk for automobile crashes. On the other hand, if schools are located within walking or biking distance of where people live, and if safe routes to school are provided, then children can make walking or biking a part of their daily lives, establishing healthy habits that can last a lifetime.

Much is now known about designing and building (or renovating) schools in ways that promote children's health and school performance. Healthy schools provide plenty of light and fresh air, and use building materials that do not pose hazards to children.

Parks and green spaces are another example of the built environment that contributes to the health of children. Research increasingly suggests that children benefit from the opportunity to play outdoors, where they can explore and enjoy natural environments. Planning parks near residential areas — and making sure that the parks include attractive landscaping, well-designed amenities such as playgrounds and sports facilities, and safe routes leading to and from them — is an invaluable strategy of community design that is healthy and nurturing for children.

### Selected resources on children's health and the built environment, suggested by CDC:

#### The Children's Environmental Health Network

The Children's Environmental Health Network is a national multi-disciplinary organization whose missions are to protect the fetus and the child from environmental health hazards and promote a healthy environment.

#### Healthy Child Healthy World

Healthy Child Healthy World is dedicated to protecting the health and well being of children from harmful environmental exposures. Resources include checklists for healthy indoor air quality and articles on home building materials.

#### Healthy Schools Network, Inc.

Healthy Schools Network, Inc. is a national not-for-profit organization, centered on children's environmental health, and dedicated to assuring every child and school employee an environmentally safe and healthy school through research, information and referral, advocacy, and coalition-building.

#### National Clearinghouse for Educational Facilities (NCEF)

Professional association focusing on school facilities planning. Web site includes information on healthy school design.

U.S Environmental Protection Agency

- **EPA - Best Practices for Reducing Near-Road Air Pollution Exposures at Schools**  
The report summarizes several strategies that can be used by schools including ventilation, filtration, voluntary building occupant actions, school transportation policies, school siting and site layout decisions, and the use of sound walls and vegetative barriers.
- **EPA - Healthy School Environments**  
EPA's Healthy School Environments Web pages are a gateway to online resources to help facility managers, school administrators, architects, design engineers, school nurses, parents, teachers, and staff address environmental health issues in schools.
- **EPA - Indoor Air Quality (IAQ) Tools for Schools**  
EPA's Indoor Air Quality (IAQ) Tools for Schools Web site provides specific information on air quality in schools, including tools and techniques for protecting children's health.
- **EPA - IAQ Design Tools for Schools (DTfS)**  
The information available here is presented as a tool to help school districts and facility planners design the next generation of learning environments so that the school facility will help - rather than hinder - schools in achieving their core mission of educating children.
- **EPA's Office of Children's Health Protection**  
EPA's Office of Children's Health Protection addresses a variety of children's health issues, including issues related to healthy community design.
- **Safe Routes to School National Partnership**  
The Safe Routes to School National Partnership is a network of more than 500 nonprofit organizations, government agencies, schools, and professionals working together to advance the Safe Routes to School (SRTS) movement in the United States. SRTS can provide a variety of important benefits to children and their communities, including increasing physical activity, reducing traffic congestion, improving air quality, and enhancing neighborhood safety.

<http://www.cdc.gov/healthyplaces/healthtopics/children.htm>

U.S. Department of Education

Search...

Student Loans Grants Laws Data

**PROGRAMS**

U.S. Department of Education Green Ribbon Schools

- Purpose
- Eligibility
- Applicant Info
- Awards
- Performance
- Funding Status
- Laws, Regs, & Guidance
- Resources
- FAQs
- Contacts

Office of Communications and Outreach Home >>

**Purpose**

U.S. DEPARTMENT OF EDUCATION  
GreenRibbonSchools

The aim of U.S. Department of Education Green Ribbon Schools (ED-GRS) is to inspire schools, districts and Institutions of Higher Education (IHEs) to strive for 21st century excellence, by highlighting promising practices and resources that all can employ. To that end, the award recognizes schools, districts, and IHEs that:

**CONNECT WITH ED-GRS**

- Green Strides
- Facebook
- Twitter
- Blog
- Newsletters

**How Do I Find...**

- Student loans, forgiveness
- College accreditation
- Every Student Succeeds Act (ESSA)
- FERPA
- FAFSA

More >

**Information About...**

- Transforming Teaching
- Family and Community Engagement
- Early Learning
- K-12 Reforms

More >

**Related Topics**

- No Related Topics Found

The aim of U.S. Department of Education Green Ribbon Schools (ED-GRS) is to inspire schools, districts and Institutions of Higher Education (IHEs) to strive for 21st century excellence, by highlighting promising practices and resources that all can employ. To that end, the award recognizes schools, districts, and IHEs that:

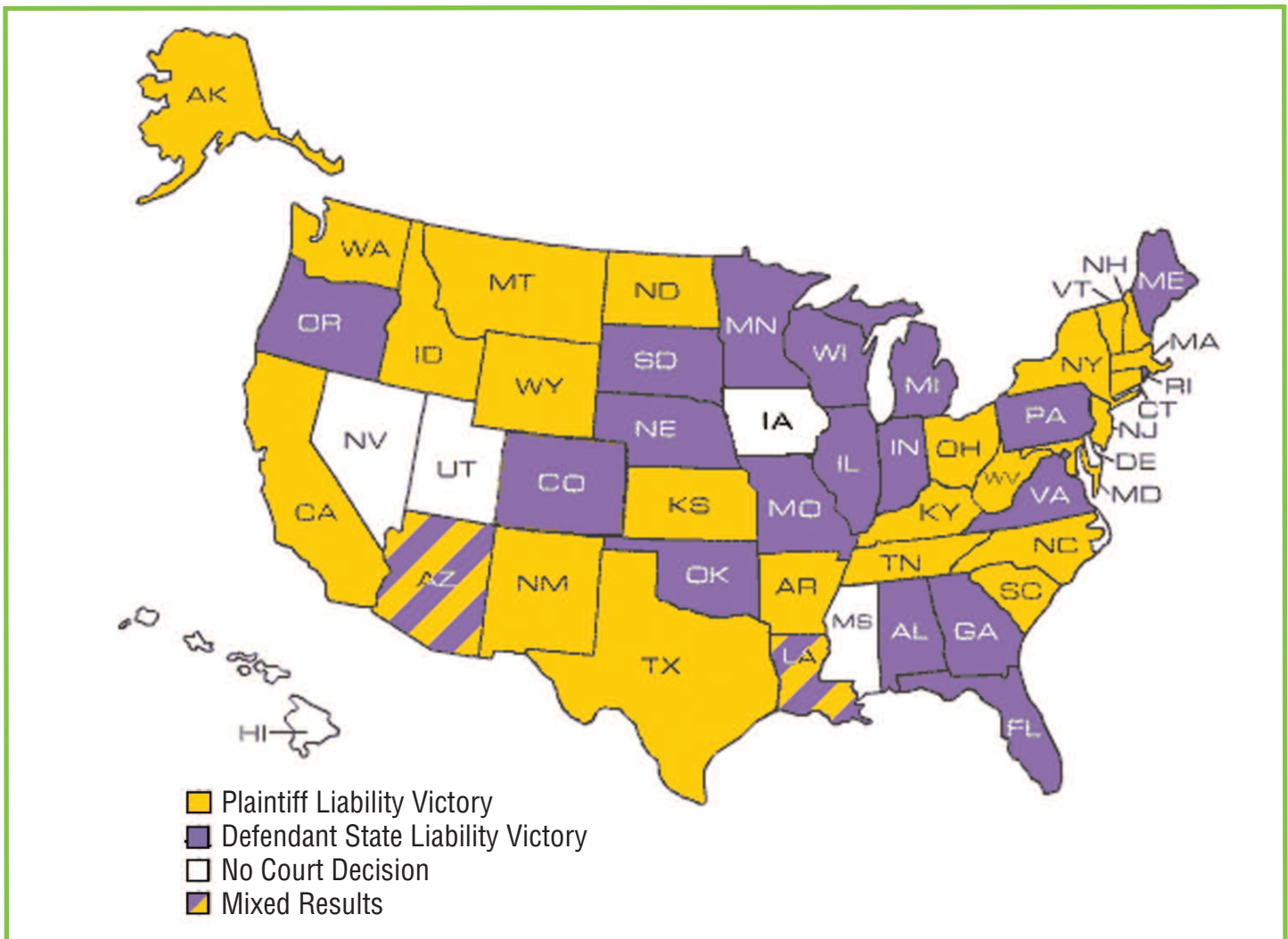
1. Reduce environmental impact and costs;
2. Improve the health and wellness of schools, students, and staff; and
3. Provide environmental education, which teaches many disciplines, and is especially good at effectively incorporating STEM, civic skills, and green career pathways.” (US Department of Education)

From: <http://www2.ed.gov/programs/green-ribbon-schools/index.html>

## School Equity Funding Lawsuits in the States: National Education Access Network, Teachers College, Columbia University


Recognizing that the poorest children often have the poorest schools, many campaigns in the states are challenging state financing of PK-12 education to ensure a more equitable distribution of resources. An equitable distribution of resources is necessary to ensure safe and adequate school facilities for all children. The map and its web link provide a snapshot of the current (2015) status of these court challenges.

Importantly, from the perspective of healthy schools advocates, equitable funding is critical for major repairs, such as roof repairs and remediation of PCBs, lead in drinking water, asbestos, and radon. But for many schools, environmental health improvements do not cost more money: green cleaning and IPM both help save money. So does energy efficiency. And as the EPA and others have pointed out, the health benefits and savings of good Indoor Environmental Quality far outweigh energy savings from conventional green schools. Sadly, there is no systematic, national state by state assessment of building conditions that deliberately takes into account environmental factors and hazards known to impact children's health, learning, and attendance.



From the National Education Access Network, Teachers College, Columbia University. © 2015. For more information, see map detail at: <http://schoolfunding.info/>





Merrie Rodriguez, Carlos Pajaro, Steven Rego, Malea Jefferson and David Danicher participated in a rally at the State House on Wednesday. Some 40 students called on lawmakers to lift the ban on school construction. The Providence Journal/Kathy Borchers





## About Healthy Schools Network

Founded in 1995, the Network is an award-winning 501(c)3 organization that addresses the environmental conditions of our nation's schools and seeks policy and practice reforms to reduce risks to children's environmental health. Widely recognized as the leading national voice for children's environmental health at school, it promotes collaborative research, education, and training opportunities and coordinates activities of the national Coalition for Healthier Schools. As an EPA and CDC partner, its expertise is recognized by Congress, NGOs, university centers, and the media. It has won key federal and state reforms addressing 1- environmental public health services for children at risk or with suspected exposures at school; 2- child-safe policies for housekeeping and purchasing (targeting indoor air pollutants, mercury, pesticides and other toxics, and the use of green and healthy/safer products); and 3- child-safe standards for school siting, design, and construction.

Since its founding, it has worked across agencies and across constituencies to identify and close policy gaps. Its campaigns have resulted in:

**\$1.2 billion** in federal funds for school repairs; **\$125 million** in a New York State Bond Act that replaced coal-fired boilers in New York City schools.

**National Healthy Schools Day**, an annual event to build public awareness of and support for improving school facilities.

**New federal authorizations for US EPA and the Department of Education** to address school environments and children's health with new federal guidelines and grants to states; Education issued a first-ever review of the science on how school environments affect children; EPA developed new guidelines and funded five states to implement them in 2012.

The **nation's first information and referral service for parents** of children at risk or with suspected exposures at school, empowering and encouraging parents and personnel to take constructive actions.

The **National Collaborative on Green Cleaning and Chemical Policy Reform in Schools**; today, **11 states plus the District** require or promote the use of third party certified green cleaning products in schools.

New York State's **green procurement** initiative, generating savings of \$200M.

A local law requiring **all public schools in New York City**, the nation's single largest PK-12 system, to use green, high performance school design standards for all new construction and major renovations.

The Network serves on multiple federal, state, and NGO advisory groups, including the Childhood Leadership Asthma Coalition, the National Coordinating Committee on School Health and Safety, the New York State Clean, Green and Healthy Schools Initiative, the Collaborative for High Performance Schools, and US EPA's school indoor environments leadership team. Its work has been recognized by US EPA regionally and federally, CHPS, Green Seal, and the PEHSUs. See

[http://www.healthyschools.org/who\\_we\\_are.html](http://www.healthyschools.org/who_we_are.html)

## About the Coalition for Healthier Schools

First convened in 2001 and coordinated by the Network, the unincorporated Coalition engages over 150 organizations representing millions of school users and personnel as well as national environment, health, and education groups and state and local advocates. Its collaboratively developed Policy Statement and more information can be found at <http://www.healthyschools.org/coalition.html>.

# Notes

---

---

---

---

---

---

---

---

---

---

---

---

---

---

---

---

---

---

---

---

---

---

---

---

---

---

---





© 2016

**Healthy Schools Network, Inc.**

[www.HealthySchools.org](http://www.HealthySchools.org)