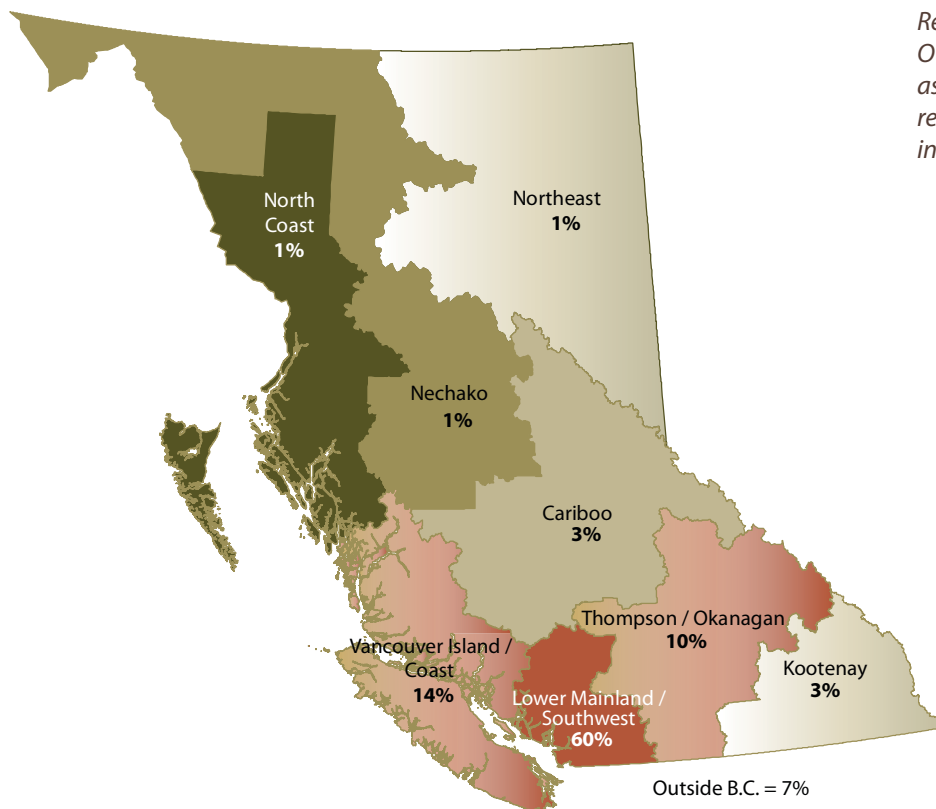


# BC STUDENT OUTCOMES

# fact sheet

## Moving On: The Mobility of Former Post-Secondary Students

The 2014 BC Student Outcomes surveys, which included the Baccalaureate Graduates Survey (BGS), the Diploma, Associate Degree, and Certificate Student Outcomes (DACSO) Survey, and the Apprenticeship Student Outcomes (APPSO) Survey, asked respondents to confirm their postal code. In all, over 26,000 former students responded to the three surveys, and 89 percent provided usable postal or zip code information. The postal information was used to assign each respondent to a B.C. region, another province, or the USA.



*Respondents to the Student Outcomes surveys were assigned to geographic regions according to the postal information they provided.*

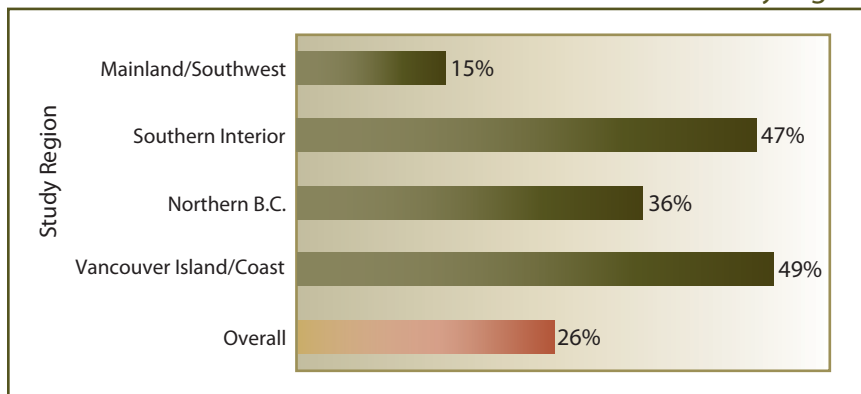
Respondents' regions—current at the time of the survey—were compared with the region where each respondent studied, to determine if they moved after completing their studies.

The annual surveys collect information by credential: baccalaureate, diploma, certificate, associate degree, and apprenticeship. Depending on their credential type, from 6 to 26 percent of the 2014 respondents who graduated or completed their studies moved from their study region to a new region.

## Baccalaureate

The majority (81 percent, n=7,219) of the bachelor-degree graduates who responded to the 2014 BGS provided valid postal or zip code information. Over one-quarter (26 percent) of those respondents moved from their study region after graduating.

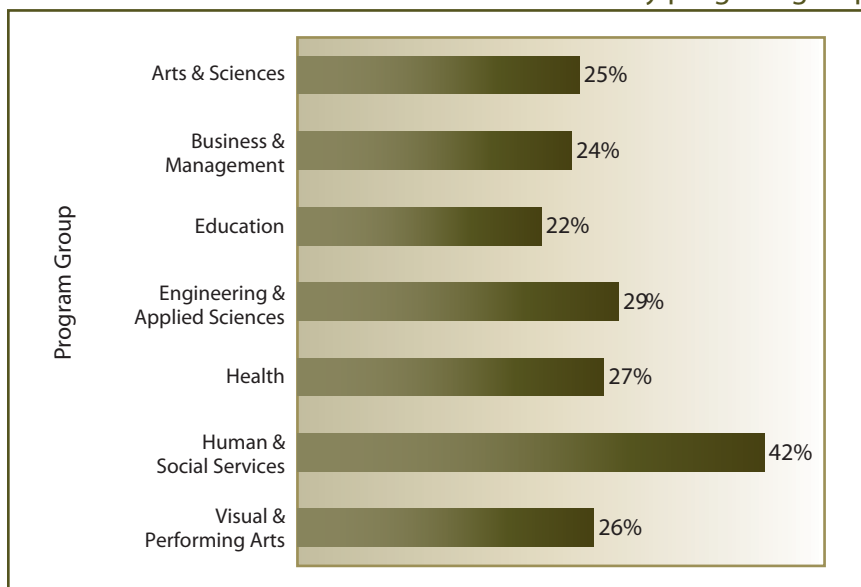
Moved from study region



*Over one-quarter of baccalaureate graduates moved from their study region.*

Baccalaureate graduates from Human & Social Services were the most likely to move from their study region after completing their programs. Human & Social Services includes programs in kinesiology, social work, and law.

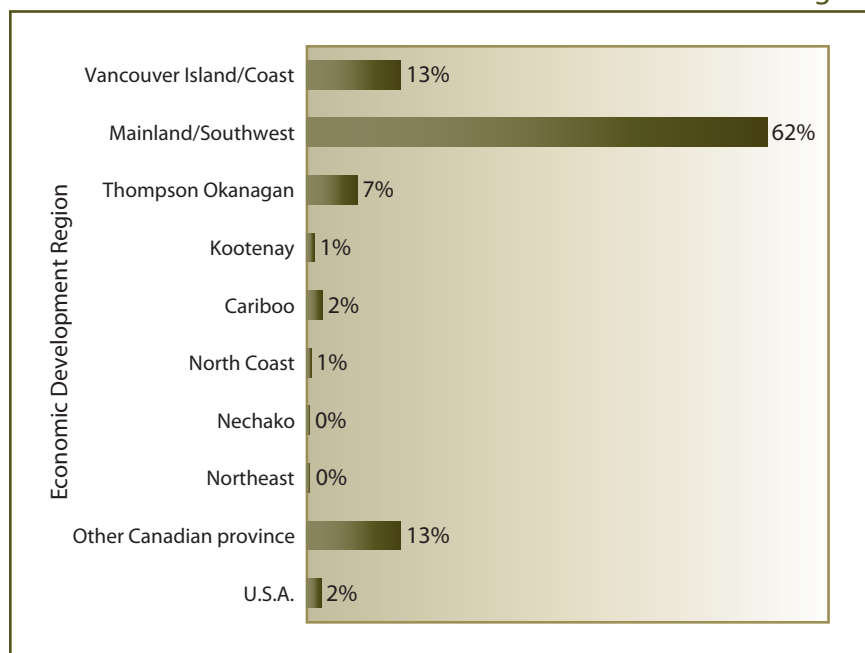
Moved by program group



*Graduates from Human & Social Services were the most likely to move from their study region.*

After their studies, baccalaureate graduates congregated in the Mainland/Southwest region—they tended not to move or return to other regions in B.C.; in fact at the time of the survey, more lived outside the province than in the northern and eastern regions.

### Current region

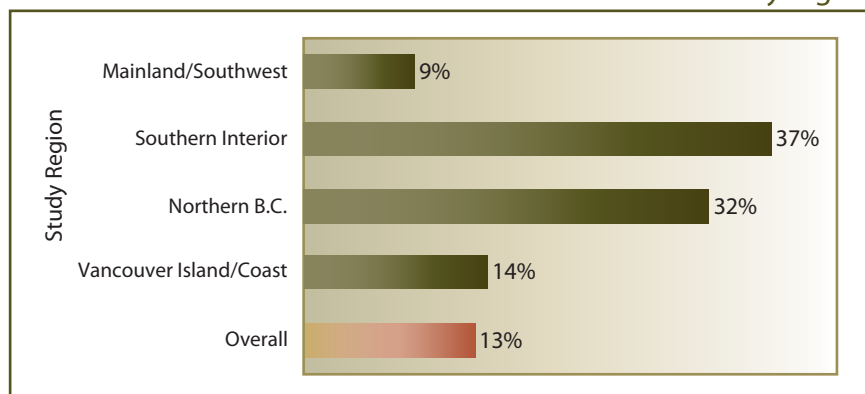


*Baccalaureate graduates tended to remain in or move to the Mainland/Southwest region after their studies.*

## Diploma

In 2014, most (93 percent, n=4,880) of the diploma-program respondents to the DACSO Survey provided usable postal or zip code information. After leaving their diploma programs, 13 percent of respondents moved from their study region.

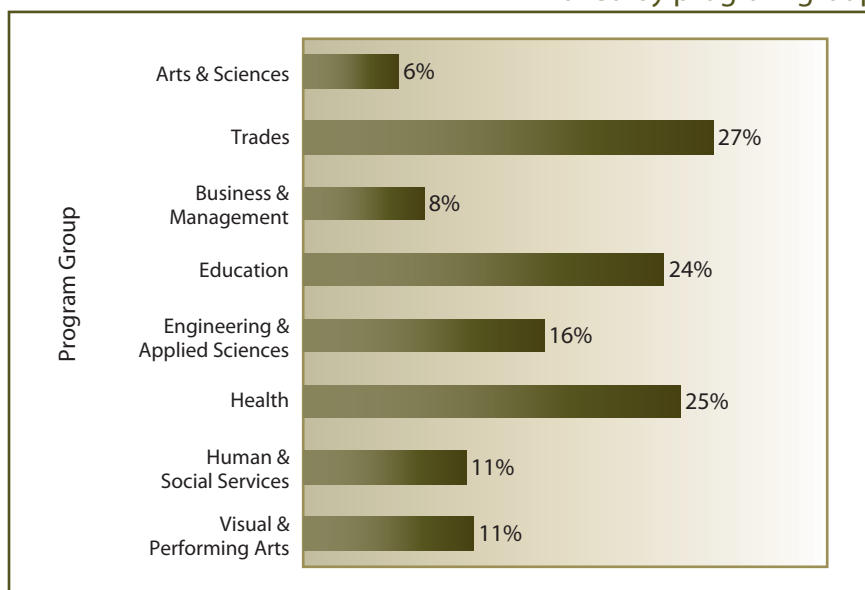
### Moved from study region



*Respondents who took diploma programs in the Southern Interior were the most likely to move after their studies.*

Former students from Trades, Health, and Education programs were the most likely to have left their study region by the time they were surveyed.

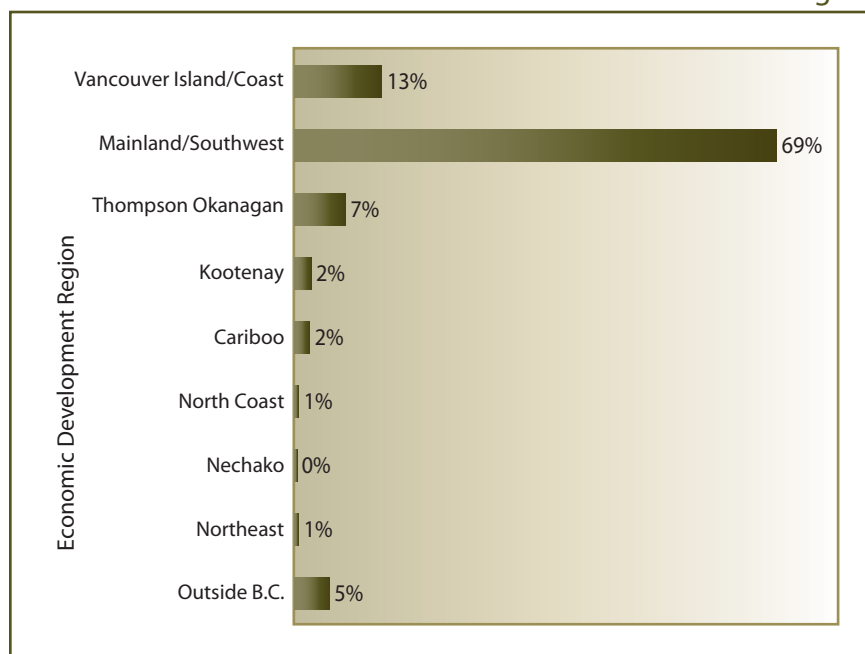
### Moved by program group



*Some diploma programs had high rates of mobility.*

When they were surveyed, by far the largest number of former diploma students lived in the Mainland/Southwest region.

### Current region

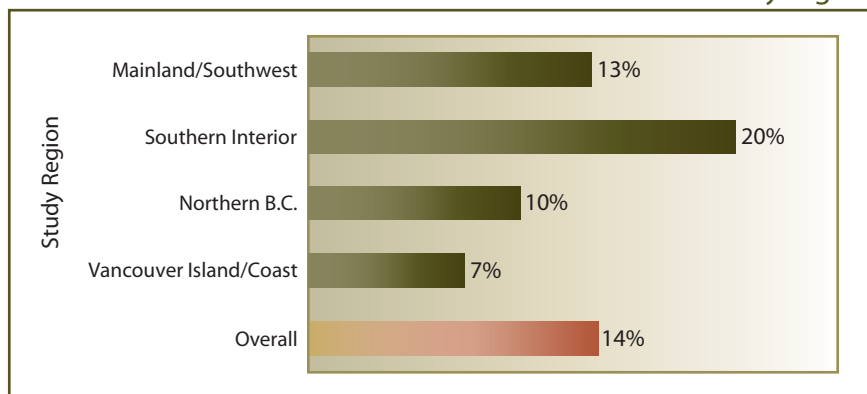


*Over two-thirds of former diploma students were located in the Mainland/Southwest region when surveyed.*

## Certificate

Most (94 percent, n=6,426) of the former students who had taken certificate programs provided postal code information. These certificate-program respondents moved from their study region at a rate (14 percent) similar to those who had taken diploma programs (13 percent). Also like diploma students, they were most likely to move if their study region had been the Southern Interior.

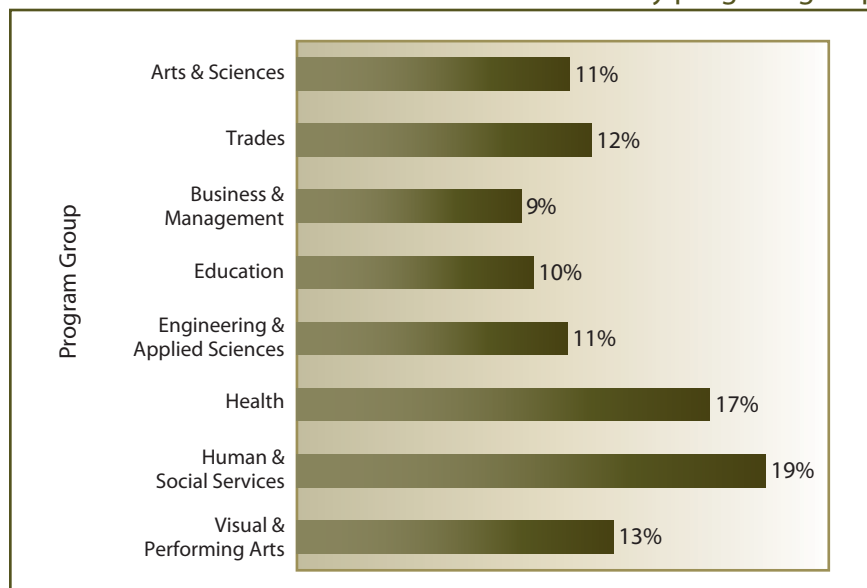
### Moved from study region



*The former certificate students from the Southern Interior were the most likely to move.*

Those who had taken Human & Social Services programs were the most likely to move out of their study region, followed by those from Health programs.

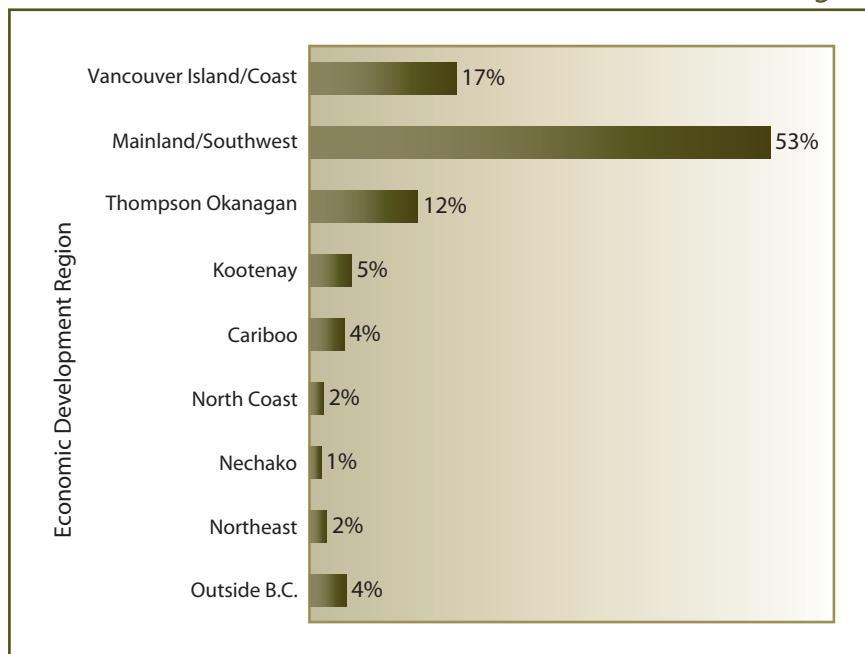
### Moved by program group



*Those who took Human & Social Services programs were the most likely to move.*

Like former students with other credentials, the largest portion of those with certificates lived in the Mainland/Southwest after completing their studies. However, they are spread a little more evenly across the province than respondents with other credentials.

### Current region

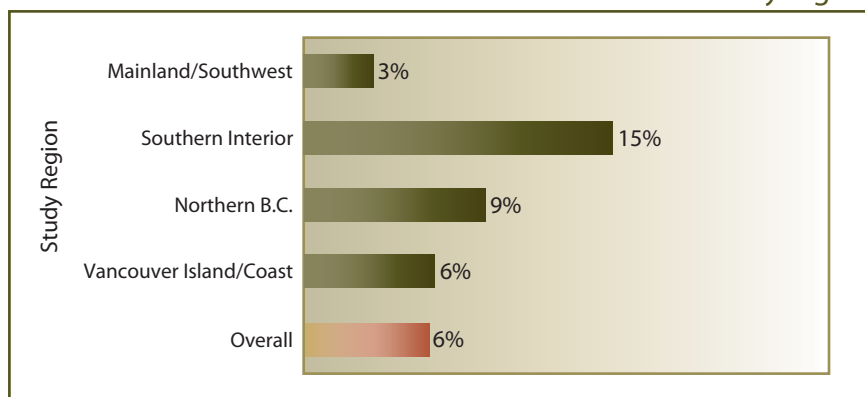


*Respondents from certificate programs were spread across the province a little more evenly than those from programs with other credentials.*

## Associate Degree

Most of the former students who took associate degree programs (including university transfer) provided postal code information (93 percent, n=1,888). These respondents were not likely to leave their study region—only 6 percent had moved by the time of the survey.

### Moved from study region

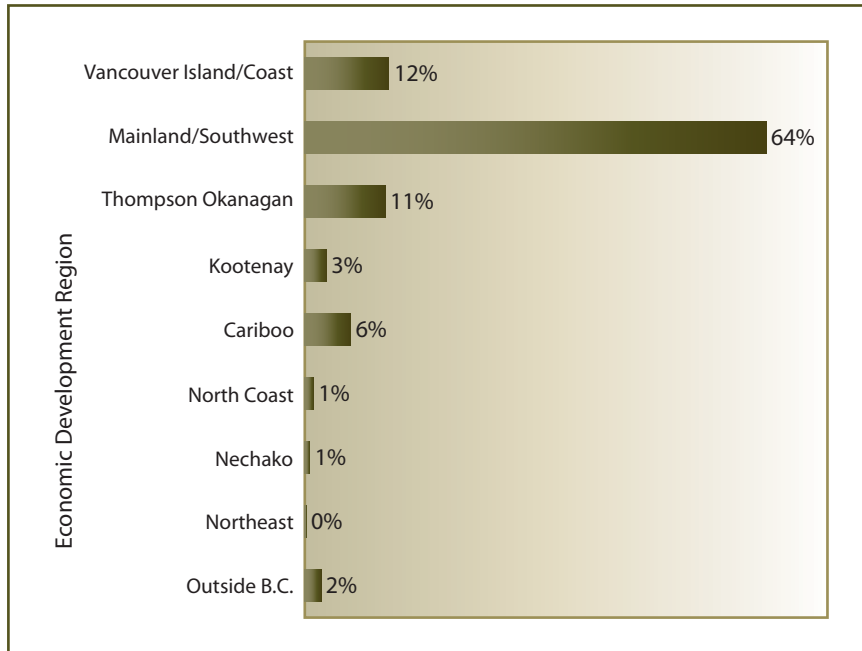


*Respondents who took associate degree or university transfer programs tended to stay in their study regions.*

The majority (87 percent) of these former students had taken Arts and Sciences programs; 6 percent of these respondents moved out of their study region. Of those who had taken Health programs, 8 percent moved from their study region. The numbers of those from other programs who moved after their associate degree studies were too low to report.

At the time of the survey, a large majority of respondents were in the Mainland/Southwest region, and many continued their education. Three-quarters (76 percent) of those from associate degree programs were enrolled in further education.

### Current region

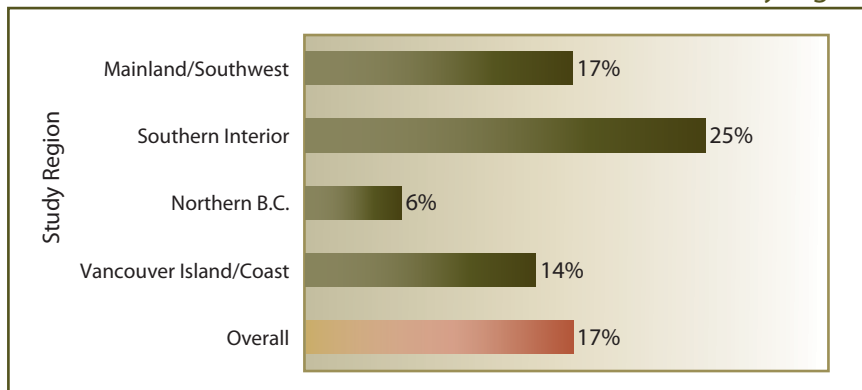


Many from associate degree programs were in the Mainland/Southwest region, at the time of the survey.

## Apprenticeship

Almost all (95 percent, n=2,880) of the former apprenticeship students who were surveyed gave valid postal information. After their final in-school training, 17 percent of these respondents left their study region.

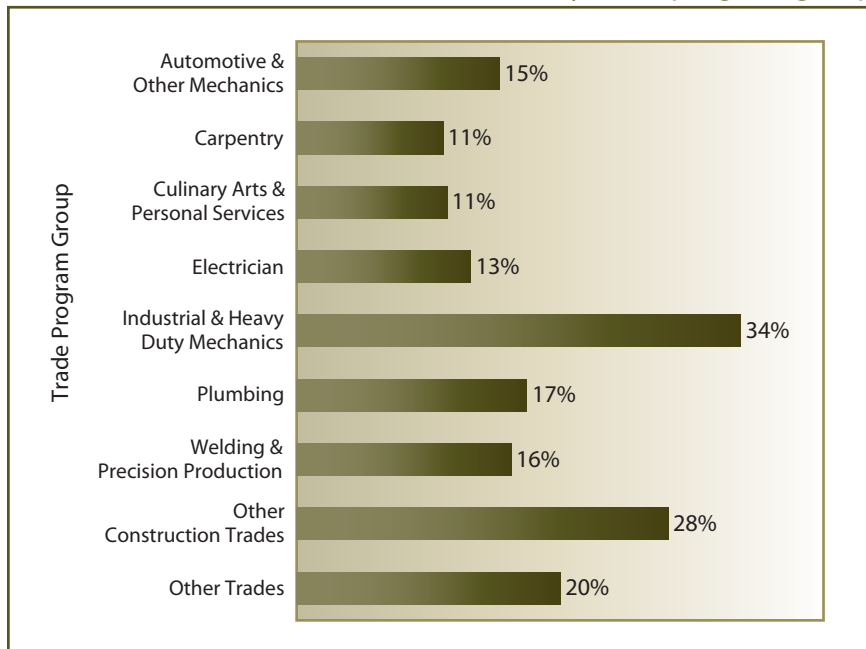
### Moved from study region



One-quarter of those who trained in the Southern Interior left the region.

The likelihood of moving from study region varied with the program taken; those who took Industrial & Heavy Duty Mechanics programs or Other Construction Trades programs were more likely than other respondents to move out of their study region after they completed their training.

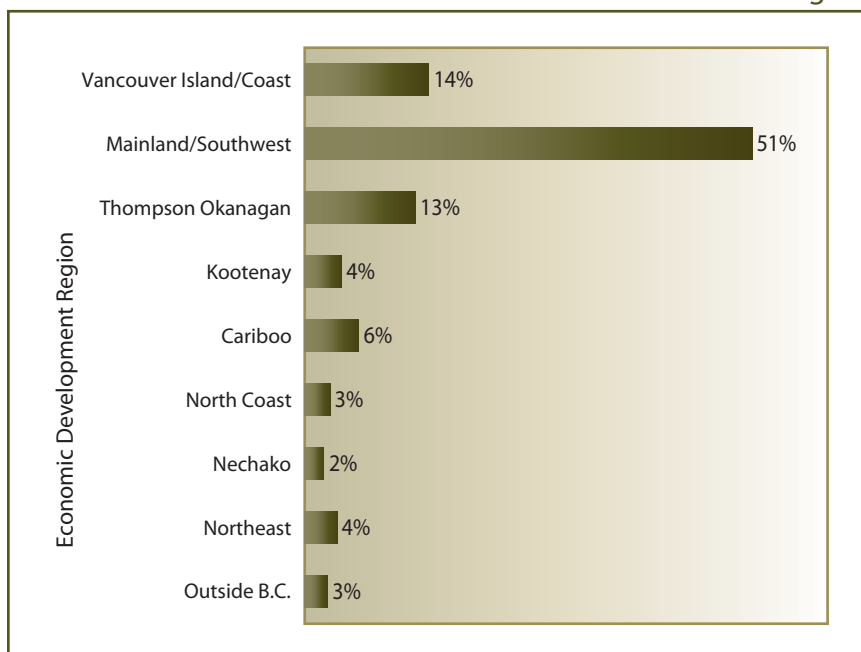
### Moved by trade program group



*Some trades had much higher rates of post-training mobility than others.*

At the time of the survey, over half of the former apprenticeship students were living in the Mainland/Southwest region.

### Current region



*Over half of the former apprenticeship students were surveyed in the Mainland/Southwest.*



The annual BC Student Outcomes surveys collect information from former post-secondary students, who are asked to evaluate their educational experiences and to talk about their employment and further education. Information in this fact sheet came from the 2014 Baccalaureate Graduates Survey, the 2014 Diploma, Associate Degree, and Certificate Student Outcomes Survey, and the 2014 Apprenticeship Student Outcomes Survey. For more information, see the [BC Student Outcomes](#) website.

The BC Student Outcomes surveys are conducted with funding from the Ministry of Advanced Education, the participating British Columbia post-secondary institutions, and the Industry Training Authority.

*About BC Student Outcomes*