



**Teacher Supply in California
A Report to the Legislature
Annual Report
2016-2017**

**Submitted Pursuant to AB 471
(Chap. 381, Stats. 1999)**

This report was developed by Marjorie A. Suckow and Phi Phi Lau of the Professional Services Division of the Commission on Teacher Credentialing. For more information about the content of this report, contact msuckow@ctc.ca.gov.

April 2018

This report, like other publications of the Commission on Teacher Credentialing, is not copyrighted. It may be reproduced in the public interest, but proper attribution is requested.

Commission on Teacher Credentialing
1900 Capitol Avenue
Sacramento, CA 95811

This report is available at
<http://www.ctc.ca.gov>

Commission on Teacher Credentialing



1900 Capitol Avenue
Sacramento, CA 95811

(916) 322-6253

Mary Vixie Sandy
Executive Director

Barnes, Kirsten	Non-Administrative Services Representative	2020
Cooney, C. Michael	Public Representative	2021
Darling-Hammond, Linda	Faculty Member	2021
de la Torre-Escobedo, Marysol	Teacher Representative	2019
Gonzalez, José	Administrative Services Representative	2019
Hinde, Alicia	Teacher Representative	2020
Klatt, Bonnie	Teacher Representative	2021
Kung, Kevin	Teacher Representative	2020
Martinez, Monica	Public Representative	2021
Redmond, Castle	Public Representative	2019
Rodriguez, Haydee	Teacher Representative	2020
Rodriguez, Ref	School Board Member	2020
Zumot, Michelle	Designees, Superintendent of Public Instruction	Ongoing
Papas, Stephanie		
Vacant	Public Representative	
Vacant	Teacher Representative	
Ex-Officio Members		
Browne, Kathryn	California Community Colleges	
Grenot-Scheyer, Marquita	California State University	
Sloan, Tine	University of California	
Zeppos, Christine	Association of Independent California Colleges and Universities	

Vision Statement

All of California's students, preschool through grade 12, are inspired and prepared to achieve their highest potential by well prepared and exceptionally qualified educators.

Mission Statement

To ensure integrity, relevance, and high quality in the preparation, certification, and discipline of the educators who serve all of California's diverse students.

Executive Summary

Determining teacher supply in California is essential for policymakers as they analyze how current statutes and policies impact teacher recruitment, teaching incentives and teacher preparation. This report provides data collected by the Commission on Teacher Credentialing (Commission) and addresses several questions regarding the supply of teachers newly available to teach in California classrooms.

Education Code §44225.6 (Assembly Bill 471, Chap. 381, Stats. 1999) requires the Commission to report to the Governor and the Legislature each year on the number of teachers who received credentials, authorizations, permits and waivers. The report includes the type and number of documents initially issued authorizing service to teach in California public schools or schools under public contract for fiscal year 2016-17. The report responds to the requirements specified in statute and provides a tool for policymakers and others interested in teacher supply.

This report is organized with the following headings:

- Teacher Supply Data: New Teaching Credentials Issued in California
- New Teaching Credentials Issued by Type
- Distribution of Credentials Issued by Preparation Pathway and Type of Program Sponsor
- Teachers Prepared Through Alternative Certification Pathways (Intern Programs)
- Other Types of Teaching Credentials Issued (Career Technical Education and Designated Subjects Special Subjects)
- Future Teacher Supply Indicator: Teacher Preparation Program Enrollment Data
- Number of English Learner Authorizations Issued
- Number of Teaching Permits and Waivers Issued
- Comparison of Fully Credentialed Teachers Serving in California Public Schools versus New Intern Credentials, Permits, and Waivers Issued
- Demographic Data: Average Age for Holders of New Teaching Credentials
- Demographic Data: Gender and Ethnicity Distribution of Current Teaching Workforce
- Teacher Demand: Estimated Teacher Hires by Region, County, and Subject Areas

Overall findings for the fiscal year 2016-17 are summarized:

- There was an increase of 6.8 percent in the number of newly issued credentials across all three types of preliminary teaching credentials (i.e., Multiple Subject, Single Subject, and Education Specialist).
- After a steady decline in the total number of initial teaching credentials for the past several years, 2016-17 is the third year in which there was a small increase over the prior year. The number of new initial teaching credentials issued in 2016-17 was higher than the number of credentials issued five years ago.
- There was an increase in the number of teaching permits (Short Term Staff Permit, Provisional Intern Permit, and Limited Teaching Assignment Permit) issued and therefore it was estimated that there was a decrease of 0.6 percent in number of fully-credentialed teachers serving in California public schools.

Teacher Supply in California, 2016-17

A Report to the Legislature

Introduction

This agenda item reports on Multiple Subject, Single Subject and Education Specialist credentials awarded by the Commission in 2016-17. The report also includes information on other certificates, authorizations, permits and waivers issued in 2016-17. The summary tables are presented within the report and detailed data tables are provided in the [Appendix](#) as follows:

Table 1	Distribution of New Credentials by Type and Institution
Table 1A	Distribution of University Intern Credentials by Type and Institution
Table 2	Distribution of Credentials Recommended by Type and District Intern Program Sponsor
Table 3	Distribution of New Credentials Issued Based on Out of State Preparation by Type and Subject
Table 3A	Distribution of Designated Subject Career Technical Education (CTE) Teaching Credentials by Type and Institution
Table 3B	Distribution of Designated Subject Career Technical Education (CTE) Teaching Credentials by Industry Sector
Table 4	Distribution of Credentials, Intern Credentials, Permits, and Waivers by Subject Area
Table 4A	Distribution of English Learner Authorizations Issued on Credentials, Certificates, Permits and Waivers
Table 4B	Distribution of Permits and Waivers for English Learner Authorizations by County
Table 4C	Distribution of Permits and Waivers for English Learner Authorizations by County and School District
Table 4D	Distribution of Certificates of Completion of Staff Development (CCSD) by Recommending Agency
Table 5A	Distribution of Intern Credentials, Permits and Waivers by County
Table 5B	Distribution of Intern Credentials, Permits and Waivers by County and School District
Table 5C	Distribution of Intern Credentials, Permits and Waivers by County, School District, Type and Subject Area

Background

Education Code §44225.6 requires the Commission on Teacher Credentialing (Commission) to report to the Governor and Legislature annually regarding teacher supply in California. The requirements of the report are detailed in Education Code §44225.6 (*see page 32 of this item*) and must include the following:

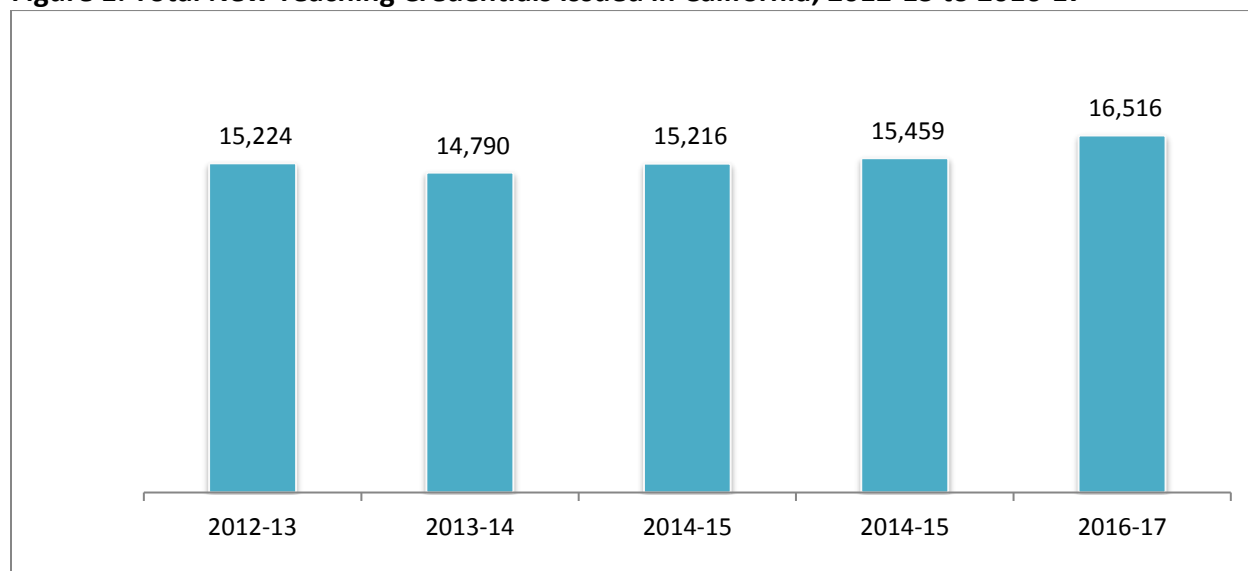
1. The number of individuals recommended for multiple subject, single subject and special education credentials, by higher education and alternative certification pathways and the type of credential or certificate for which they were recommended;
2. The number of individuals issued an initial credential based on a program completed outside of California by the type of credential or authorization issued;
3. The number of individuals issued an emergency permit, credential waiver, or other authorization that does not meet the definition of a highly qualified teacher under the federal No Child Left Behind Act of 2001;
4. The number of individuals issued a Certificate of Completion of Staff Development pursuant to Education Code §44253.10;
5. The number of individuals, statewide, by county and by school district, serving on the following documents and the percentage of the total number of individuals serving as teachers statewide:
 - University and District Intern Credentials
 - Emergency Permits
 - Credential Waivers
 - Preliminary and Clear Teaching Credentials; and
6. The number of credentials recommended by all Commission-accredited teacher preparation programs for each of the following:
 - California State University system
 - University of California system
 - Independent colleges and universities that offer teacher preparation programs approved by the Commission
 - Other institutions that offer teacher preparation programs approved by the Commission.

Teacher Supply Data: New Teaching Credentials Issued in California

Teachers may earn a California teaching credential through a variety of programs offered by an institution of higher education (IHE) or through intern programs offered by a school district, county office of education, or a consortium of districts. All teacher preparation programs must meet the same teacher preparation standards and be accredited by the Commission. Teachers prepared in other states may obtain a California credential based on their certification in another state or with different options available depending on their years of teaching experience. In 2007, Senate Bill (SB) 1209 (Chap. 517, Stats. 2006) streamlined the process for teachers prepared out of state to obtain a credential in California.

Figure 1 shows the numbers of teachers initially issued a California teaching credential for fiscal years 2012-13 through 2016-17. The numbers reflect the number of teachers earning a first time or new type of credential, which may not be their initial credential in California.

Figure 1: Total New Teaching Credentials Issued in California, 2012-13 to 2016-17



The following tables show the types of teaching credentials earned in California through the various pathways – California IHE programs, school district/county office of education programs, and teachers prepared in other states and countries. The last column of each table indicates the percentage of change in teaching credentials issued between 2015-16 and 2016-17.

Table A below illustrates that the new teaching credentials in 2016-17 increased for all three routes: California IHE-Prepared totals increased by 5.8 percent; California District-Prepared increased by 64.3 percent, and the number of credentials issued to Out-of-State/Out-of-Country Prepared teachers increased by 4.6 percent. Overall, there was an increase of 6.8 percent between 2015-16 and 2016-17, when all three pathways were combined.

Table A: New Teaching Credentials Issued in California by Pathway, 2012-13 to 2016-17

	2012-13	2013-14	2014-15	2015-16	2016-17	% Change from 2015-16
California IHE-Prepared*	12,078	11,124	11,229	11,125	11,774	5.8%
District-Prepared**	309	326	308	347	570	64.3%
Out of State/ Out of Country-Prepared	2,837	3,340	3,679	3,987	4,172	4.6%
Total	15,224	14,790	15,216	15,459	16,516	6.8%

*IHE prepared includes both traditional and intern delivery models.

**District prepared includes only the intern delivery model.

This report focuses on three basic types of teaching credentials issued by the Commission for service in K-12 academic settings:

- Multiple Subject teaching credentials authorize service in self-contained classrooms that are commonly offered in most elementary schools and in core settings offered in grades 5 through 8;

- Single Subject teaching credentials authorize service in departmentalized classes that are most commonly offered in middle and high schools; and
- Education Specialist Instruction credentials authorize special education instruction in a variety of settings for students with special needs.

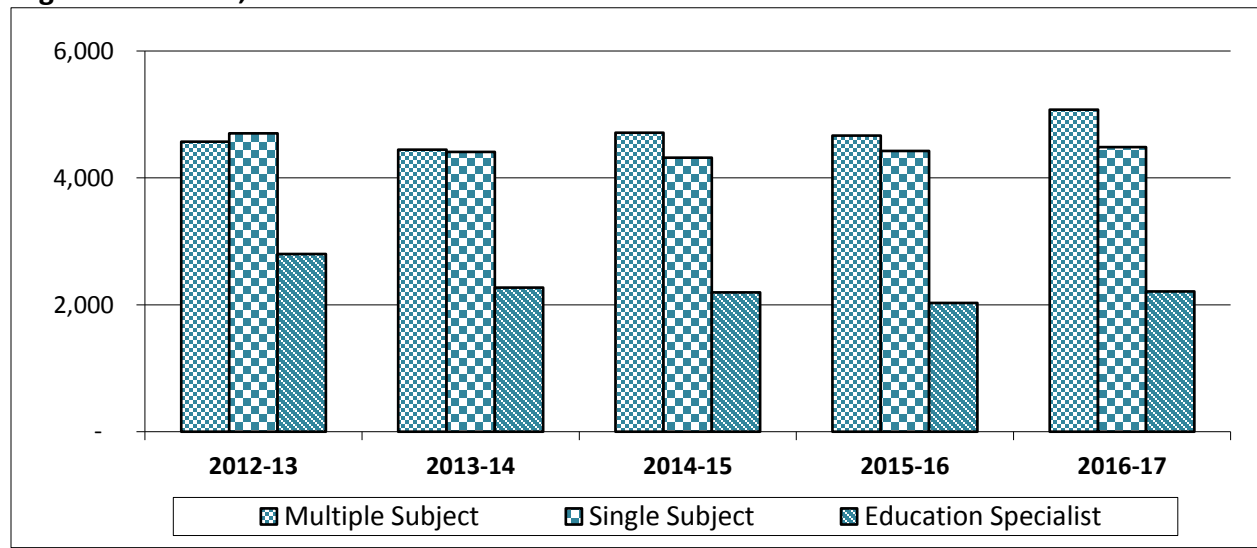
Table B shows an increasing pattern for all three teaching credentials – 8.7 percent for Multiple Subject, 1.3 percent for Single Subject, and 9 percent for Education Specialist credentials issued by California IHEs. Overall, there was an increase of 5.8 percent between 2015-16 and 2016-17, when all three types of teaching credentials were combined.

Table B: New Teaching Credentials Issued By Type Based on Preparation in a California Institutions of Higher Education,* 2012-13 to 2016-17

	2012-13	2013-14	2014-15	2015-16	2016-17	% Change from 2015-16
Multiple Subject	4,571	4,445	4,710	4,668	5,075	8.7%
Single Subject	4,704	4,409	4,321	4,427	4,486	1.3%
Education Specialist	2,803	2,270	2,198	2,030	2,213	9.0%
Total	12,078	11,124	11,229	11,125	11,774	5.8%

*IHE prepared includes both traditional and intern delivery models.

Figure 2: New Teaching Credentials Issued Based on Preparation in a California Institution of Higher Education, 2012-13 to 2016-17



Detailed information on types of credentials issued by higher education segments and individual higher education institutions is available in Table 1 of the Appendix.

Table C provides data on the number of teaching credentials issued to individuals who were prepared within a district/county office of education intern program. Similar to California IHE-prepared, there was an increase for all three teaching credentials – 46.4 percent for Multiple

Subject, 16.1 percent for Single Subject, and 91.9 percent for Education Specialist credentials. Overall, there was an increase of 64.3 percent between 2015-16 and 2016-17, when all three types of teaching credentials were combined.

Table C: New Teaching Credentials Issued by Type for Candidates Prepared in District/County Office of Education Intern Programs, 2012-13 to 2016-17

	2012-13	2013-14	2014-15	2015-16	2016-17	% Change from 2015-16
Multiple Subject*	33	73	37	56	82	46.4%
Single Subject	77	60	75	93	108	16.1%
Education Specialist	199	193	196	198	380	91.9%
Total	309	326	308	347	570	64.3%

*As the number of Multiple Subject credentials is small, the percentage change from 2016-17 should be viewed with caution.

Detailed information on types of credentials issued by district/county office of education intern programs is available in Table 2 of the Appendix.

Figure 3: New Teaching Credentials Issued By Type for Candidates Prepared By District Intern Programs, 2012-13 to 2016-17

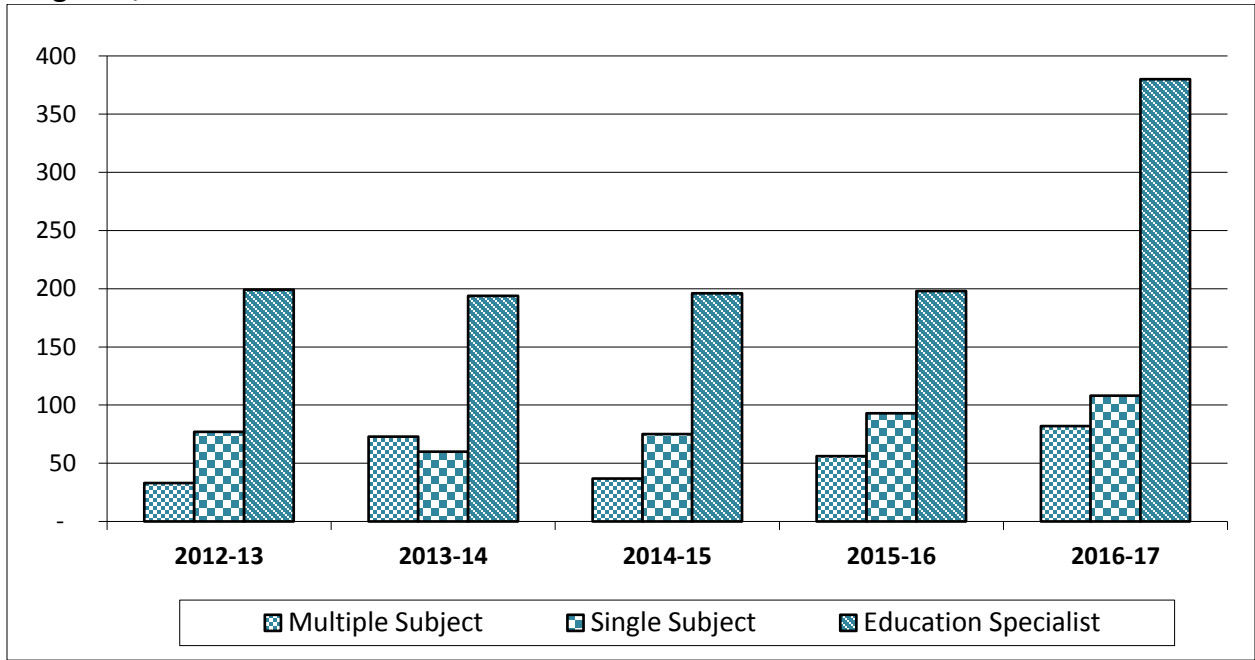


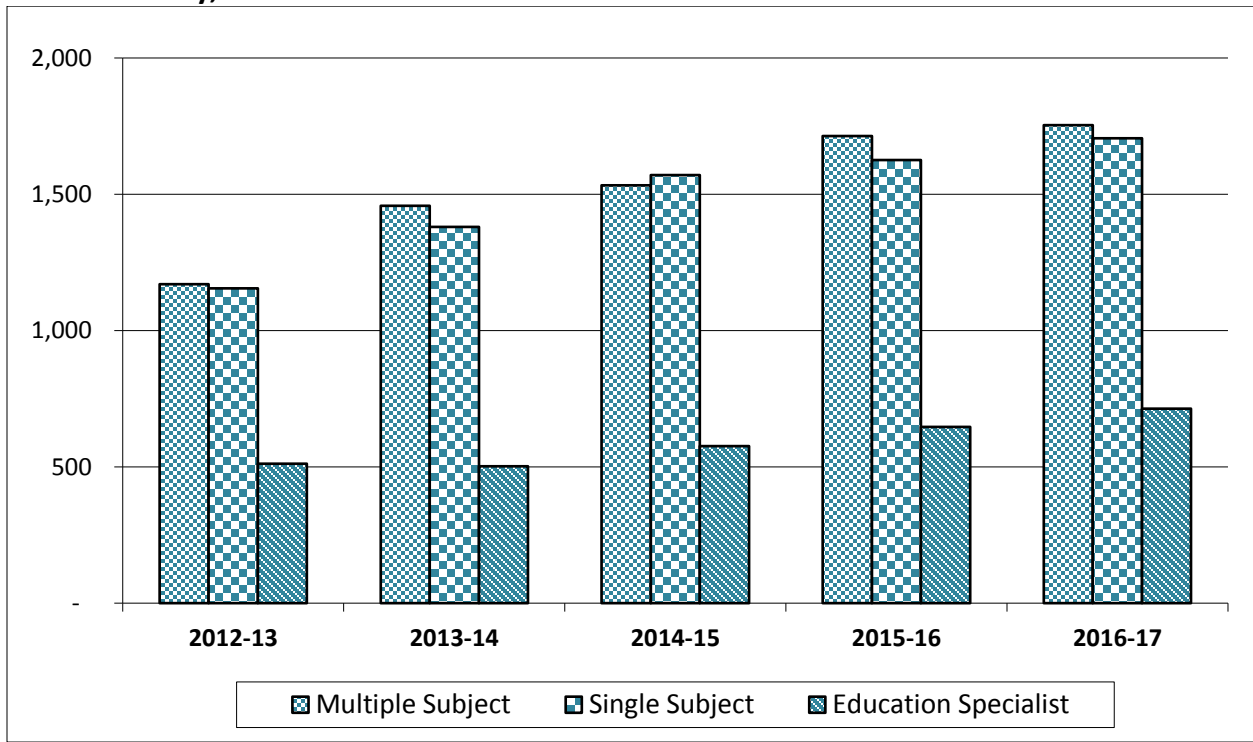
Table D provides data on the number of credentials issued to teachers who were trained out-of state and out of country. There were increases for all three types of teaching credentials: 2.3 percent for Multiple Subject credentials, 4.9 percent for Single Subject credentials, and 10.2 percent for Education Specialist credentials. Overall, there was an increase of 4.6 percent between 2015-16 and 2016-17 when all three types of teaching credentials were combined.

Table D: New California Teaching Credentials Issued for Individuals Prepared Out of State and Out of Country, 2012-13 to 2016-17

	2012-13	2013-14	2014-15	2015-16	2016-17	% Change from 2015-16
Multiple Subject	1,170	1,458	1,533	1,714	1,753	2.3%
Single Subject	1,155	1,380	1,570	1,626	1,706	4.9%
Education Specialist	512	502	576	647	713	10.2%
Total	2,837	3,340	3,679	3,987	4,172	4.6%

Detailed information on types of credentials issued by out of state prepared teachers is available in Table 3 of the Appendix.

Figure 4: New California Teaching Credentials Issued for Individuals Prepared Out-of-State and Out-of-Country, 2012-13 to 2016-17



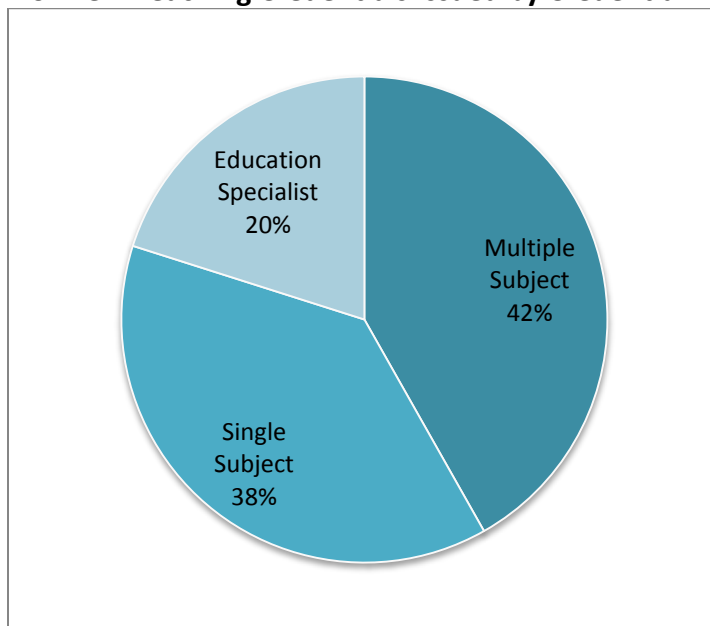
New Teaching Credentials Issued by Type

This section of the report focuses on three basic types of new teaching credentials issued by the Commission for service in California’s K-12 classrooms: Multiple Subject, Single Subject, and Education Specialist credentials. As shown in the table below, new Multiple Subject teaching credentials comprised of 41.8 percent, Single Subject teaching credentials comprised of 38.2 percent, and Education Specialist teaching credentials comprised 20 percent of the 16,516 new credentials issued in 2016-17.

Table E: New Teaching Credentials Issued By Type, All Preparation Pathways, 2016-17

Credential Type	Number Issued	Percentage of Total
Multiple Subject	6,910	41.8%
Single Subject	6,300	38.2%
Education Specialist	3,306	20.0%
Total	16,516	100.0%

Figure 5: Distribution of New Teaching Credentials Issued by Credential Type, 2016-17



Distribution of Credentials Issued by Preparation Pathway and Type of Program Sponsor

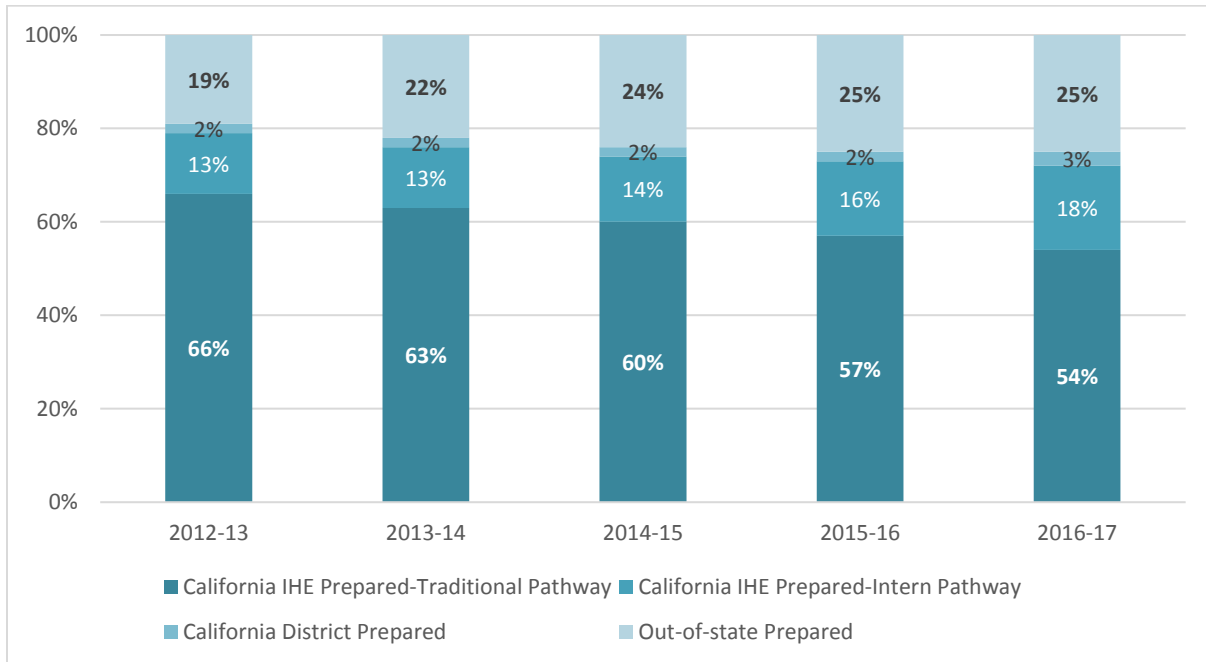
California colleges and universities prepared nearly three-fourths (71.3 percent) of the newly credentialed teachers in California during fiscal year 2016-17. Of the 71.3 percent, 52.8 percent came through the traditional pathway and 18.5 percent came through the university intern pathway. Teachers prepared in other states and other countries who became credentialed in California comprised 25.3 percent and the remaining 3.5 percent of teachers were prepared through district/county office of education intern programs.

Table F: New Credentials Issued By Preparation Pathway and Credential Type, 2016-17

Preparation Route	Multiple Subject	Single Subject	Education Specialist	Total	Percent
California IHE-Prepared (traditional)	4,232	3,567	927	8,726	52.8%
California IHE-Prepared (intern)	843	919	1286	3048	18.5%
District/County Office-Prepared (intern)	82	108	380	570	3.5%
Out of State/Out of Country-Prepared	1,753	1,706	713	4,172	25.3%
Total	6,910	6,300	3,306	16,516	100.0%

Figure 6 below depicts the distribution of new teaching credentials by preparation pathways for the past five years. More than half were prepared through the California IHE traditional pathway and nearly one-fifth through the California university intern pathway. For the California university intern pathway, there has been an increase of five percentage points in the past five years, from 13 percent in 2012-13 to 18 percent in 2016-17. The district intern pathway stayed steady at around two to three percent of the total new teaching credentials issued. For the Out of State/Out of Country prepared pathway, there was an increase of six percentage points in the past five years, from 19 percent in 2012-13 to 25 percent in 2016-17.

Figure 6: Distribution of New Teaching Credentials Issued by Preparation Pathway, 2012-13 to 2016-17

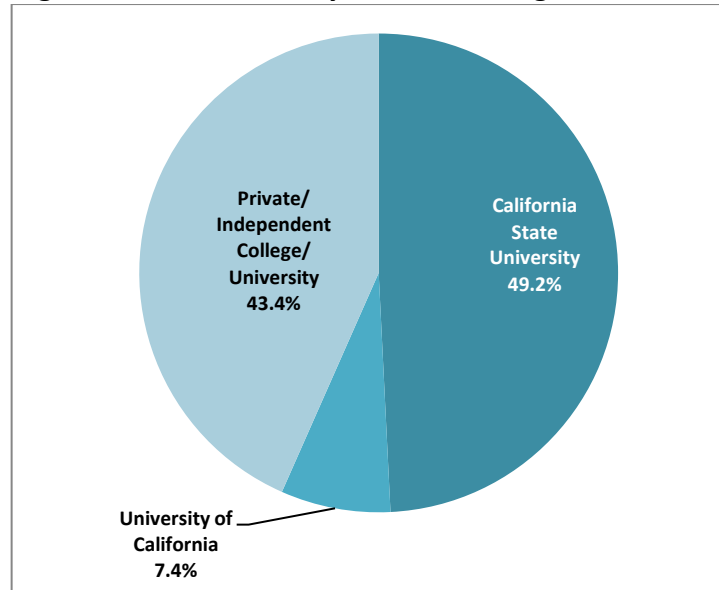


Of the three university systems – California State University (CSU), University of California (UC), and Private/Independent colleges and universities – the CSU system prepared nearly half (49.2 percent) of the new teachers in fiscal year 2016-17. Private/Independent Colleges and Universities prepared 43.4 percent and UC programs prepared 7.4 percent of the new teachers.

Table G: New Teaching Credentials Issued by Type of Higher Education System, 2016-17

Segment	Total	Percent
California State University	5,794	49.2%
University of California	873	7.4%
Private/Independent College and Universities	5,107	43.4%
Total	11,774	100.0%

Figure 7: New Teaching Credentials Issued by California’s Higher Education System, 2016-17



Teachers Prepared Through Alternative Pathways (Intern Programs)

California offers a variety of preparation pathways to provide flexibility for individuals interested in becoming teachers. The traditional pathway to teaching typically comprises up to two years of post-baccalaureate preparation courses, including field experience and student teaching. Alternative pathways such as intern delivery models allow subject matter-competent candidates to complete preservice preparation and begin service as the teacher of record in a paid position while completing the additional preparation coursework and field experience.

Many IHEs offering teacher preparation programs also offer an intern program, while a school district, county office of education, or a consortium of districts may only offer intern preparation programs. All programs must meet the same Commission-adopted standards and must be approved by the Commission. Each program must demonstrate how it prepares interns prior to their classroom service as well as how interns are supervised, mentored and assessed in addition to providing continued teacher preparation courses.

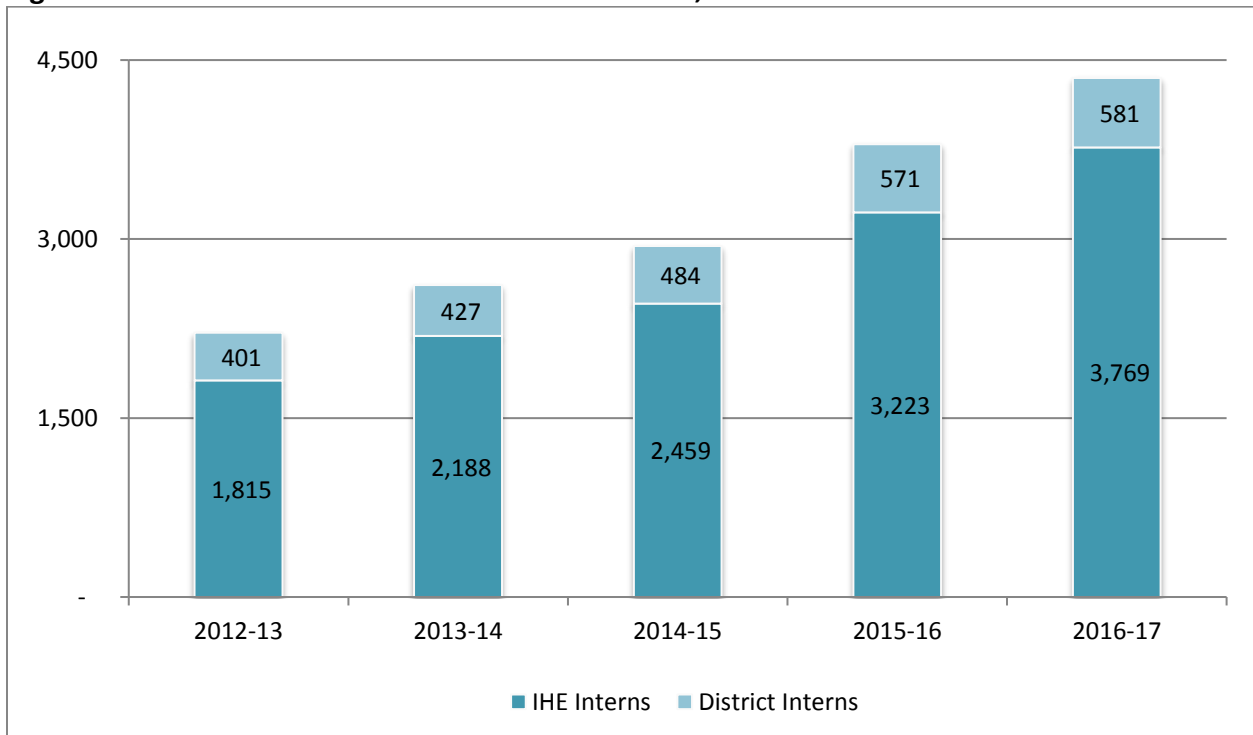
Table H shows the number of intern credentials issued based on both IHE and school district/county office of education (COE) programs over a five-year period. There was an overall increase of 14.7 percent between 2015-16 and 2016-17 in the total number of intern documents issued - district/COE intern credentials increased by 1.8 percent while the university intern numbers increased by 16.9 percent. There has been a steady increase in the past five years for both types of intern programs.

Table H: New Intern Credentials Issued in California, 2012-13 to 2016-17

	2012-13	2013-14	2014-15	2015-16	2016-17	% Change from 2015-16
IHE Interns	1,815	2,188	2,459	3,223	3,769	16.9%
District/COE Interns	401	427	484	571	581	1.8%
Total	2,216	2,615	2,943	3,794	4,350	14.7%

Intern programs may be one, two or three years in length. Intern credentials are issued for a length of two years (three years for an education specialist district intern). Therefore, the data in Table H represents only those intern credentials initially issued in that fiscal year, and not the total population of interns holding a valid document and serving in California public schools. Upon successful completion of an intern program, candidates are recommended for a preliminary teaching credential.

Figure 8: New Intern Credentials Issued in California, 2012-13 to 2016-17



Detailed information on types of intern credentials issued by higher education systems and individual IHEs are available in Table 1A of the Appendix.

Other Types of Teaching Credentials Issued: Designated Subjects Career Technical Education (CTE) Teaching Credentials

Substantial changes were made to both the structure and the requirements for the issuance of Designated Subjects (DS) Teaching Credentials over the past five years. Previously, the Commission issued DS Vocational Education Teaching Credentials in 175 different subject areas

aligned with a variety of occupations. The provisions of Senate Bill 52 (Chap. 520, Stats. 2007) and Senate Bill 1104 (Chap. 576, Stats. 2008), as well as several recommendations made by the Commission-appointed Career Technical Education (CTE) advisory panel, led to significant changes and restructuring for these credentials. The most significant changes included an update in the title from (DS) Vocational Education to Career Technical Education and a reduction of the 175 vocational subjects listed on the DS Vocational Education Teaching Credential to 15 broad “Industry Sectors.” During the transition between the various bills and regulations, the Commission issued eight different types of Designated Subjects CTE and Vocational Education Teaching Credentials between January 1, 2009 and August 31, 2013.

Since January 1, 2009, the Commission has had the authority to issue a Three-Year Preliminary DS CTE Teaching Credential upon recommendation by a CTE program sponsor approved under the revised standards. The *Standards of Quality and Effectiveness for Career Technical Education Teachers* were adopted by the Commission in August 2008. This report focuses on data only for the DS CTE Teaching Credential issued in the 15 industry sectors.

The *Preliminary* Designated Subjects CTE Teaching Credential authorizes the holder to teach in the subject or subjects named on the credential in grades twelve and below and in classes organized primarily for adults in career technical education, trade or vocational courses. The *Clear* Designated Subjects CTE Teaching Credential retains the same authorization but also includes an authorization to provide Specially Designed Academic Instruction in English (SDAIE) for students identified as English learners within career technical education, trade or vocational courses.

The Preliminary credential is valid for three years, providing time for the educator to complete a Commission-accredited program and all requirements for the Clear credential. The Clear credential is valid for five years and must be renewed every five years.

Available subjects, also known as “industry sectors,” are as follows:

- Agriculture and Natural Resources
- Arts, Media, and Entertainment
- Building and Construction Trades
- Business and Finance
- Education, Child Development, and Family Services
- Energy, Environment, and Utilities
- Engineering and Architecture
- Fashion and Interior Design
- Health Science and Medical Technology
- Hospitality, Tourism, and Recreation
- Information and Communication Technologies
- Manufacturing and Product Development
- Marketing, Sales, and Service
- Public Service
- Transportation

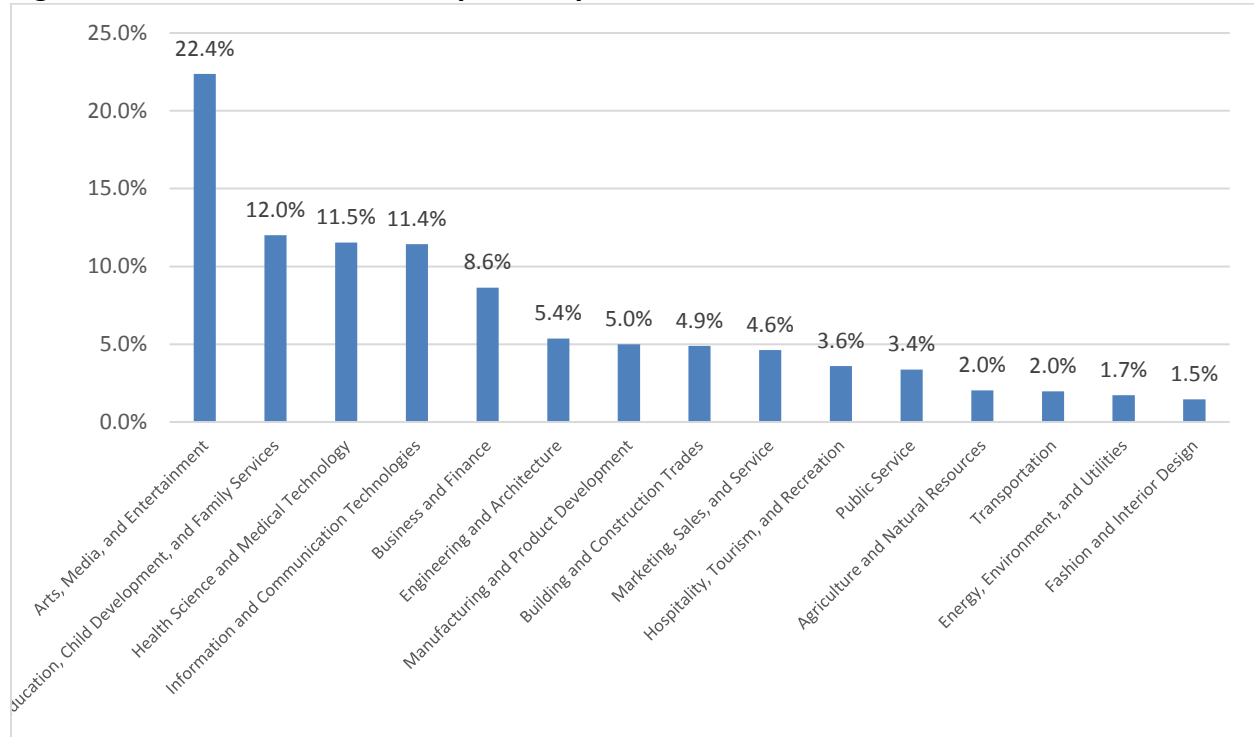
The following table provides data on the number of DS CTE credentials issued in the past five years. Between 2015-16 and 2016-17, the number of preliminary credentials issued increased by 27.3 percent. There has been a steady increase in the past five years and the number of CTE credentials issued in 2016-17 more than doubled compared to the number of credentials issued five years ago.

Table I: CTE Credentials Issued: 2012-13 to 2016-17

	2012-13	2013-14	2014-15	2015-16	2016-17	% Change from 2015-16
Preliminary	869	996	1,251	1,435	1,827	27.3%

Note: The Preliminary credential is issued after 3 years work experience and early orientation.

Figure 9: CTE Credentials Issued by Industry Sectors, 2016-17



In 2016-17, more than 1,800 CTE preliminary credentials were issued in 15 different industry sectors. Nearly one-fourth of CTE credentials were issued in the industry sector of Arts, Media, and Entertainment (22.4 percent), followed by Education, Child Development, and Family Services (12 percent); Health Science and Medical Technology (11.5 percent); and Information and Communication (11.4 percent). Together these four industry sectors accounted for more than half of the CTE credentials issued in 2016-17. The following four industry sectors – Business and Finance (8.6 percent), Engineering and Architecture (5.4 percent), Manufacturing and Product Development (5 percent), Building and Construction Trades (4.9 percent) - accounted for another one-fourth of the credentials issued. The remaining credentials were issued in seven industry sectors: Marketing, Sales, and Service (4.6 percent), Hospitality, Tourism, and Recreation (3.6 percent), Public Service (3.4 percent), Agriculture and Natural Resources (2 percent), Transportation (2 percent), Energy, Environment and Utilities (1.7 percent), and Fashion and Interior Design (1.5 percent) of the credentials issued.

Other Types of Teaching Credentials Issued: Designated Subjects Special Subjects Credentials

The Designated Subjects Special Subjects (DSSS) Teaching Credentials (Preliminary or Clear) authorizes the holder to teach the subject named on the credential in grades K-12 inclusive, and in classes organized primarily for adults in six special subjects: Aviation Flight Instruction; Aviation

Ground Instruction; Basic Military Drill (BMD); Reserve Officers Training Corps (ROTC); Driver Education and Training; and Limited Driver Training. The majority of DSSS teachers serve in middle school and high school settings.

Changes in regulations for DSSS Teaching Credentials became effective as of January 1, 2015. Candidates for an initial preliminary DSSS credential with a requested issuance date of January 1, 2015 or later must now complete a Commission-approved CTE program of personalized preparation for Preliminary and Clear DSSS credentials. Commission-approved CTE program sponsors have the option of offering the personalized preparation for the DSSS candidates aligned with the CTE program standards. Individuals completing the personalized CTE program will also earn the SDAIE authorization on their Clear credential for serving students identified as English learners. The following table provides data on the number of DSSS credentials issued in the past five years. The number of credentials are fairly small and stayed steady for the first four years, with a dramatic decline (42.6 percent) in the number between 2015-16 and 2016-17.

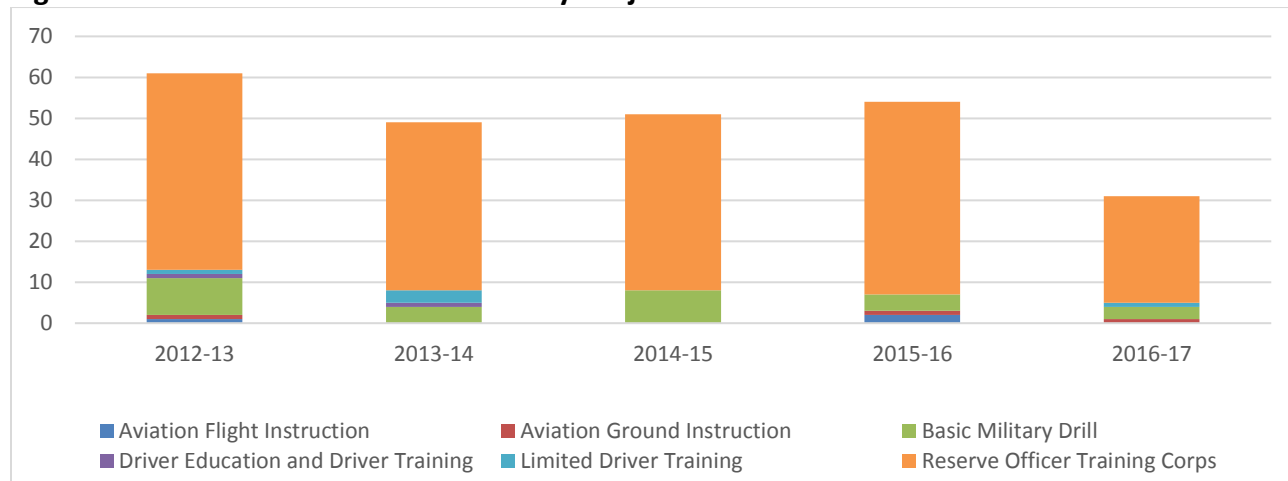
Table J: DSSS Credentials Issued: 2012-13 to 2016-17

	2012-13	2013-14	2014-15	2015-16	2016-17	% Change from 2015-16
Preliminary	61	49	51	54	31	-42.6%

**As the number of credentials is small, the percentage change from 2015-16 should be viewed with caution.*

The figure below displays preliminary DSSS credentials issued by subject area. ROTC represents the largest share of all DSSS credentials issued in each of the five years.

Figure 10: New DSSS Credentials Issued by Subject Area: 2012-13 to 2016-17



Note: Data includes preliminary credentials only.

Effective January 1, 2015, holders of a DSSS Teaching Credential in BMD or ROTC may elect to add a Special Teaching Authorization (STA) in Physical Education upon completion of specified requirements. The STA in Physical Education added to a DSSS credential in BMD or ROTC will provide the holder with a distinct physical education authorization limited to the areas of basic

military drill and physical fitness training. The STA does not authorize instruction in any physical education courses that are offered outside of BMD and ROTC programs.

Future Teacher Supply Indicator: Teacher Preparation Program Enrollment Data

Tracking teacher preparation program enrollment can serve as one indicator of potential future teacher supply in California. Federal Title II regulations require all states to report data on teacher preparation. The enrollment data for all California teacher preparation programs for the past five years is provided in Table K.

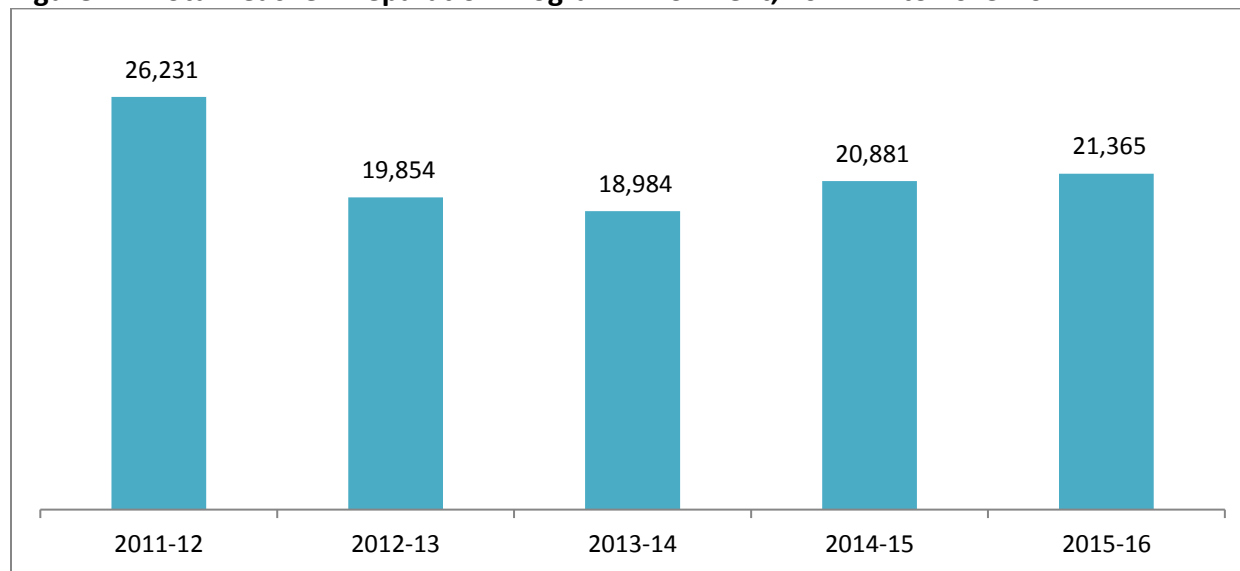
As depicted in Table K, there have been small increases in the last two years in new teacher candidates’ enrollment in the teacher preparation programs. However, when looking at the total teacher preparation enrollment in the past five years, the enrollment declined by about 5,000 candidates between 2011-12 and 2015-16. This figure represents an overall decrease of 19 percent in the past five years.

Table K: Total Teacher Preparation Program Enrollment, 2010-11 to 2015-16

	2011-12	2012-13	2013-14	2014-15	2015-16	% Change from 2014-15
Enrollment Totals	26,231	19,854	18,984	20,881	21,365	2.3%

Source: Annual Report Card on California Teacher Preparation Program for the Academic Year 2015-2016 as required by Title II of Higher Education Act.

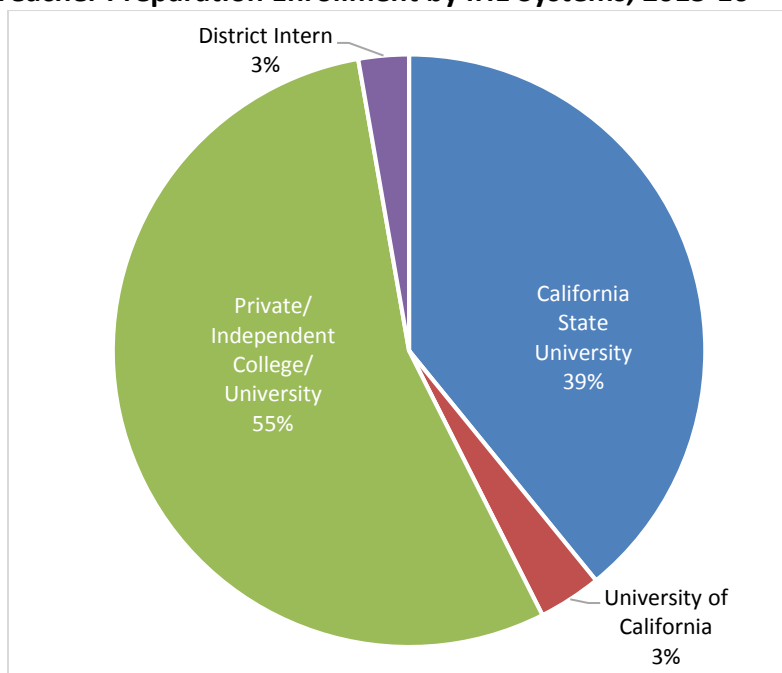
Figure 11: Total Teacher Preparation Program Enrollment, 2011-12 to 2015-16



Note: 2015-16 is the most recent data available. Enrollment data for 2016-17 will not be available until summer 2018. Enrollment data represents candidates enrolled for their initial teaching credentials during the timeframe of September 1, 2015 to August 31, 2016. Data do not include second credentials or added authorizations or teacher candidates who finished all requirements and are considered as program completers.

More than half (55 percent) of the total enrollment in 2015-16 was in Private/Independent Colleges and Universities; 39 percent were enrolled in the CSU system. The UC system enrolled 3 percent and District Intern programs enrolled the remaining 3 percent.

Figure 12: Total Teacher Preparation Enrollment by IHE Systems, 2015-16



Note: Data include both program enrollment and program completers in Academic Year 2015-16.

Though there is a relationship between enrollment of teacher candidates in teacher preparation programs and the number of teaching credentials issued by IHE segments, not all teacher candidates enrolled in teacher preparation programs in a specific fiscal year will earn teaching credentials in the same fiscal year. Teacher preparation programs may be one, two, or three years in length; in addition, information reviewed as part of a series of accreditation visits indicates that many candidates may elect to pursue part-time enrollment in the program. In cases of part-time enrollment, some candidates may take several years to earn their credential. Teacher preparation enrollment data is collected as part of the federal mandate (Title II) by which the Teacher Preparation Programs are required to report enrollment data for September 1 to August 31 of each school year. However, the number of teaching credentials issued is reported for July 1 to June 30 of each fiscal year, a distinctly different timeframe from the Title II reporting.

Number of English Learner Authorizations Issued

California's K-12 students who are English learners (EL) require teachers with the specialized knowledge and skills to support English language acquisition as well as access to academic content across the curriculum. According to the California Department of Education (CDE), there were about 1.3 million EL students in California public schools in 2016-17.

<https://dq.cde.ca.gov/dataquest/longtermel/ELAS.aspx?cds=00&aggllevel=State&year=2016-17>

The Commission has focused a variety of recent activities on addressing and improving preparation for meeting the needs of students who are English learners and on updating the knowledge and skills required of individuals who teach or provide services to these students. The Commission has approved several pathways for an individual to gain or demonstrate that he or she has the knowledge, skills, and abilities to teach English learners:

- Complete a Commission-approved Preliminary Multiple Subject, Single Subject or Education Specialist Teacher Preparation Program where EL pedagogy is embedded in the program;
- Complete a Commission-approved California Teacher of English Learners (CTEL) Program or a Commission-approved Bilingual Authorization Program;
- Pass the Commission’s California Teacher of English Learners (CTEL) Examination; or
- Complete a Commission-approved Certificate of Completion of Staff Development (CCSD): now available only for holders of Designated Subjects Career Technical Education credentials.

Currently, all new California-prepared teachers (Multiple Subject, Single Subject, and Education Specialist) earn an EL authorization based on their teacher preparation program coursework. Individuals admitted to California multiple and single subject teacher preparation programs on or after July 1, 2002 are required to complete the requirements for an EL authorization for issuance of a preliminary credential. In addition, California-prepared individuals recommended for Education Specialist Instruction credentials on or after July 1, 2007 must also complete the requirements for an EL authorization for issuance of a Level I or preliminary credential. The CTET examination and approved CTET preparation programs are available to individuals who were prepared in California prior to this requirement as well as individuals initially prepared as teachers outside of California without appropriate preparation or authorization to serve EL students who need to earn this authorization. The examination and the approved programs address the same subject matter requirements. There are ten approved CTET programs. In 2016-17, more than 800 teachers passed all three sections of the CTET examination.

The Emergency Crosscultural, Language and Academic Development (CLAD) Permit is required for the types of fully credentialed teachers described below when these teachers are assigned to instruct English learners in California’s public schools before they have earned an EL authorization. An Emergency CLAD Permit authorizes the holder to provide English Language Development (ELD) and SDAIE instruction to English learner students while completing the requirements for a CLAD Certificate/EL authorization. The CLAD Permit is typically needed by a teacher in California for one of the following reasons:

- The teacher was admitted to a California preparation program before July 1, 2002 and earned a preliminary or clear Multiple/Single Subject Teaching Credential without an English learner authorization; or
- The teacher earned an Education Specialist Instruction Credential prior to July 1, 2007 without an English learner authorization; or
- The teacher was prepared out of state or out of country without an EL Authorization; or
- The teacher holds a Services credential with a Special Class authorization, Designated Subjects teaching credential, or other type of permit that serves as a prerequisite for the emergency permit when additional specified requirements are met.

An Emergency Bilingual Permit authorizes the holder to provide the same services as an Emergency CLAD Permit plus content instruction delivered in the language of emphasis in the subjects and at the levels authorized by the prerequisite teaching credential. An Emergency

Bilingual Permit is appropriate for fully credentialed teachers who do not yet hold a bilingual authorization but who are assigned to positions requiring content instruction delivered in the primary language of the student.

The Commission took action in December 2012 to amend regulations in order to reduce the number of emergency permit reissuances from four to two in order to limit the potential time an individual may teach EL students without full preparation. Regulations were approved by the Office of Administrative Law and became effective on January 1, 2014.

Table L provides data on the number of Emergency CLAD and Bilingual Authorization Permits issued for the past five years. There was an increase of 24.5 percent in the number of Emergency CLAD Permits issued and an increase of 45 percent in the number of Emergency BCLAD Permits issued between 2015-16 and 2016-17.

Table L: Emergency CLAD and Bilingual Authorization Permits, 2012-13 to 2016-17

	2012-13	2013-14	2014-15	2015-16	2016-17	% Change from 2015-16
Emergency CLAD	870	1,180	1,636	1,656	2,061	24.5%
Emergency Bilingual	68	66	80	109	158	45.0%

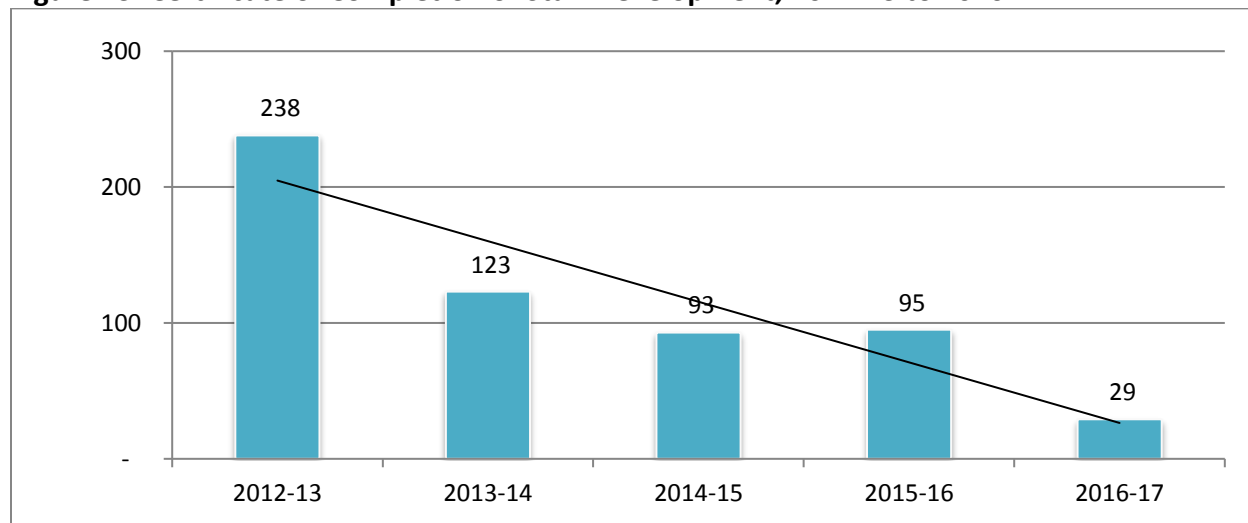
The Certificate of Completion of Staff Development (CCSD) allows individuals to complete a staff development program to earn an authorization to provide Specially Designed Academic Instruction in English (SDAIE) to EL students within the subject matter content and grade level of the holder’s prerequisite credential. Assembly Bill 2913 (Chap. 169, Stats. 2004) established a sunset date of January 1, 2008 for the issuance of the CCSD to most teachers (multiple subject, single subject and education specialist). The decrease in CCSD authorizations beginning in the 2008-09 year is due to the implementation of this bill.

Senate Bill 1292 (Chap. 752, Stats. 2006) added section 44253.11 to the Education Code, which authorizes teachers with Designated Subjects Career Technical Education and Special Subject teaching credentials or holders of service credentials with a special class authorization to be assigned to provide SDAIE to English learners based on completion of a staff development program. The bill did not include a sunset date for this population of teachers. However, the Commission took action in 2008 to embed SDAIE content within the preparation program standards for earning a Clear Designated Subjects Career Technical Education Credential. The SDAIE authorization (equivalent to the CCSD) is included on documents for individuals who complete CTE programs under the new clear credential standards upon recommendation by an approved program sponsor. If a program sponsor had not yet transitioned to the new program standards, candidates could not be enrolled under the prior standards beyond August 31, 2010. Candidates must have completed any program based on prior standards by August 31, 2013. Therefore, the number of individuals holding a Designated Subjects credential and enrolling in CCSD programs in the future should continue to diminish.

Table M: Certificate of Completion of Staff Development, 2012-13 to 2016-17

2012-13	2013-14	2014-15	2015-16	2016-17	% Change from 2015-16
238	123	93	95	29	-69.5%

Figure 13: Certificate of Completion of Staff Development, 2012-13 to 2016-17



For detailed data on all EL and bilingual authorizations, refer to Table 4A in the *Appendix*. CLAD and Bilingual authorization permits and waivers requested by school districts are presented in Tables 4B and 4C.

Number of Teaching Permits and Waivers Issued

No Child Left Behind (NCLB) reauthorized the Elementary and Secondary Education Act (ESEA) of 1965. The federal law requires states to develop subject matter assessments. To align with NCLB, California’s State Board of Education established that teachers of NCLB core academic subjects must have:

- a bachelor’s degree; and
- a state credential or an intern credential (for no more than three years); and
- core academic subject matter competence.

Short-Term Staff Permits, Provisional Internship Permits, and Teaching Permit for Statutory Leave
 This section shows the numbers of Short-Term Staff Permits (STSP) and Provisional Internship Permits (PIP) that were issued in 2016-17. These documents are not compliant with the Highly Qualified Teacher (HQT) requirement in the NCLB Act. HQT compliance falls under the authority of the State Board of Education and the California Department of Education.

Prior to 2005, the Commission issued Emergency Multiple Subject, Single Subject and Education Specialist teaching permits at the request of California public school employers. An individual could hold a maximum of five permits of each type as long as the renewal requirements were met. With the passage of the Federal NCLB Act, the Commission took action on December 4, 2003 to discontinue the issuance of Emergency Multiple Subject, Single Subject and Education

Specialist teaching permits effective July 1, 2006, with the understanding that there would be a continuing need for documents to address staffing needs. Thus, the Commission developed the Short-Term Staff Permit (STSP) and the Provisional Internship Permit (PIP) in 2005 to address the two distinct types of staffing needs identified – acute and anticipated.

A STSP may be requested by an employing agency when there is an acute staffing need. An “acute staffing need” exists when an employer needs to fill a classroom immediately based on an unforeseen need. STSPs are restricted to service in the employing agency that requests issuance of the permit, are valid for one school year and are not renewable.

A PIP may be requested by an employing agency when there is an anticipated staff need. An “anticipated staffing need” exists when a district is aware that an opening is going to occur and conducts a diligent search for a credentialed teacher, but is unable to recruit one. PIPs are restricted to service within the employing agency that requests issuance of the permit and are issued for one calendar year. Prior to October 1, 2013, the PIP could be renewed once; however, the Commission took action to eliminate this one time option for renewal and regulations were approved to implement the change.

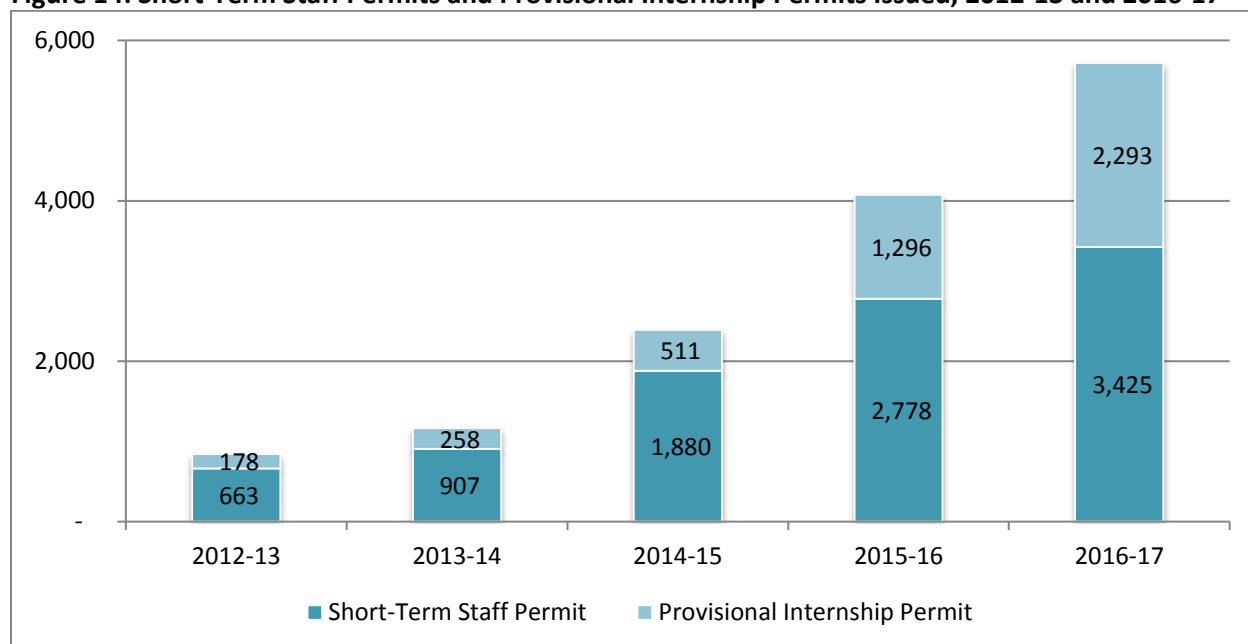
Table N provides data on STSPs and PIPs issued in the past five years. There has been dramatic increases in both STSPs and PIPs starting from 2013-14. In 2016-17, the number of STSPs issued increased (23.3 percent) and PIPs almost doubled (76.9 percent). When both STSPs and PIPs were combined there was an increase of 40.4 percent between 2015-16 and 2016-17.

Table N: Short-Term Staff Permits and Provisional Internship Permits Issued, 2012-13 to 2016-17

	2012-13	2013-14	2014-15	2015-16	2016-17	% Change from 2015-16
Short-Term Staff Permit	663	907	1,880	2,778	3,425	23.3%
Provisional Internship Permit	178	258	511	1,296	2,293	76.9%
Total	841	1,165	2,391	4,074	5,718	40.4%

Note: PIP includes first-time, new type, and reissuance. As of October 1, 2013, PIPs are no longer reissued.

Figure 14: Short-Term Staff Permits and Provisional Internship Permits Issued, 2012-13 and 2016-17



Teaching Permit for Statutory Leave

In spring 2016, the Commission developed the Teaching Permit for Statutory Leave (TPSL) to address the teacher shortage. The TPSL allows an employing agency to fill a position where the teacher of record is unable to teach due to a statutory leave (medical or otherwise) with a temporary teacher of record for the duration of the leave. TPSL may be issued with one or more authorizations in the areas of Multiple Subject, Single Subject, and Education Specialist, depending on the individual’s qualifications. The permit is renewable upon verification from the employing agency that specific requirements have been completed. In 2016-17, more than 400 TPSL were issued.

Limited Assignment Teaching Permits

Limited Assignment Teaching Permits were designed to allow fully credentialed teachers to teach outside their authorized areas while completing the requirements to earn an added authorization, supplementary authorization, or subject matter authorization. Limited Assignment Teaching Permits are issued at the request of, and are restricted to service with, a California public school employer to fill vacancies. These permits allow employing agencies flexibility, especially in rural and remote areas of the state, to assign individuals to teach in more than one subject area.

The Commission issues General Education Limited Assignment Teaching Permits (GELAPs) in any statutory subject area available on a Single Subject or Multiple Subject teaching credential. An individual must hold a valid California general education teaching credential to qualify for a GELAP. The Multiple Subject GELAP authorizes the holder to teach self-contained classes, such as those generally found in elementary schools. The Single Subject GELAP authorizes the holder to teach departmentalized courses within the authorized content area(s) named on the document,

such as those generally found in the middle and high schools. The GELAP is valid for one year and may be reissued twice in any one specific subject.

The Special Education Limited Assignment Teaching Permit (SELAP) was added to Title 5 Regulations effective July 3, 2009. A SELAP may be issued in any of the seven Education Specialist Instruction Credential specialty areas while the holder completes the requirements for an added authorization in special education or a full education specialist authorization. An applicant for the SELAP must hold a valid California special education teaching credential or a clear or life Speech-Language Pathology or Clinical or Rehabilitative Services credential with a Special Class Authorization. A SELAP is valid for one year and may be reissued twice in any one specific specialty area.

Table O provides data on the number of Limited Assignment Teaching Permits issued for the past five years. There was an increase of 11.5 percent for GELAP Multiple Subject and 7.8 percent for GELAP Single Subject. There has been a continued decrease in SELAP; decreased by 3.8 percent between 2015-16 and 2016-17. Overall, there was an increase (5.5 percent) in the number of Limited Assignment Teaching Permits between 2015-16 and 2016-17.

Table O: Number of Limited Assignment Teaching Permits Issued, 2012-13 to 2016-17

	2012-13	2013-14	2014-15	2015-16	2016-17	% Change from 2015-16
GELAP: Multiple Subject	42	67	76	113	126	11.5%
GELAP: Single Subject	788	895	1,172	1,266	1,365	7.8%
SELAP	308	767	487	397	382	-3.8%
Total	1,138	1,729	1,735	1,776	1,873	5.5%

Note: Data include first-time, new type, and reissuance. SELAPs were first issued in 2010.

Variable Term Waivers

Waivers are the final option for public school employers within the hiring priority. Since July 1994, the Commission has had the authority to issue waiver documents related to educator preparation and credentialing and address the ability of employers to employ or assign persons who are not appropriately credentialed for their assignment. Variable Term Waivers give the employer the ability to meet staffing needs when a suitable fully qualified credentialed employee cannot be found. Employing agencies must complete a diligent search for a suitable credentialed teacher or qualified intern teacher before requesting a credential waiver.

Criteria for Variable Term Waivers are set by the Commission and include specific requirements for designated high and low incidence credentialing areas, including verification of recruitment efforts, evidence of qualifications to teach in the assignment and a commitment to meet the credentialing goals. Waivers are issued or denied based upon the criteria and factors such as an employer’s continuing needs; the support the employer will provide to the applicant; or extenuating, extraordinary and unanticipated circumstances.

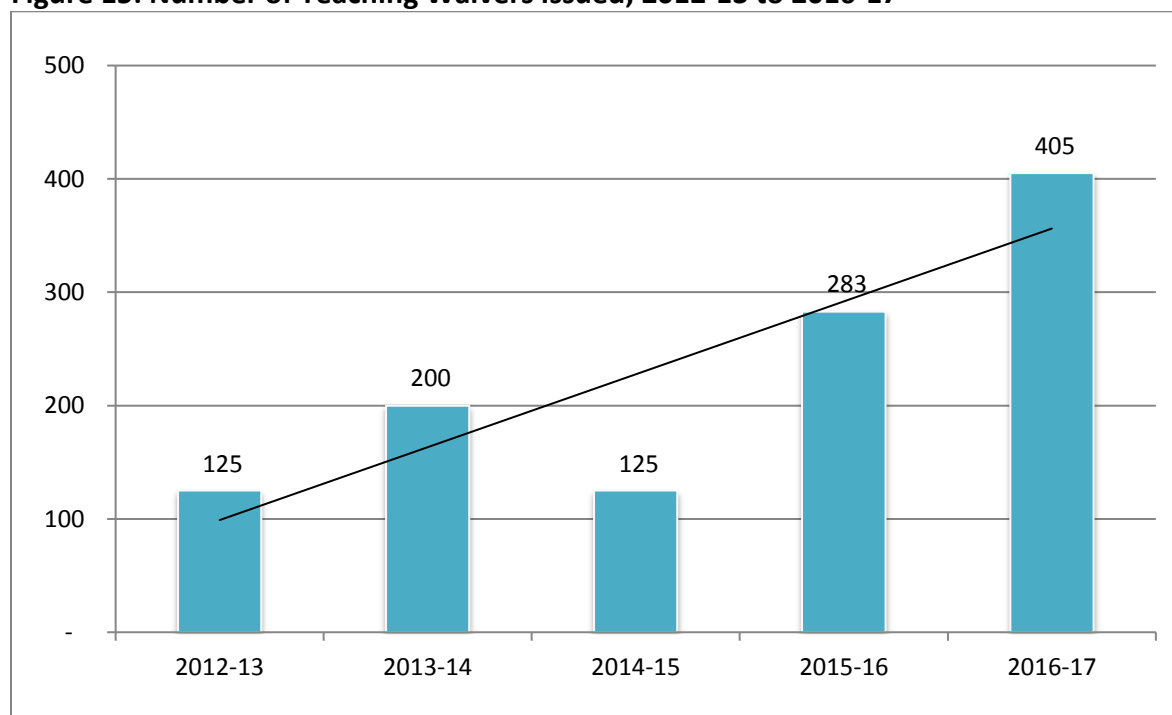
Table P depicts data for number of teaching credentials issued for past five years. The number of teaching credential waivers issued in 2016-17 almost doubled (43.1 percent) between 2015-16 and 2016-17.

Table P: Number of Teaching Waivers Issued, 2012-13 to 2016-17

2012-13	2013-14	2014-15	2015-16	2016-17	% Change from 2015-16
125	200	125	283	405	43.1%

Note: Data include first-time, new type, and reissuance of waivers for Multiple Subject, Single Subject and Education Specialist Credentials. Waiver data include added authorization in Special Education. Also, some waivers may not have subject area listed on them.

Figure 15: Number of Teaching Waivers Issued, 2012-13 to 2016-17



Tables 5A, 5B, 5C, 5D in the Appendix provide detailed information about various types of documents (intern credentials, permits and waivers) requested by counties and school districts for individuals without full preparation. While intern credentials represent those individuals whose preparation is still in progress, holders of these documents are considered to be compliant with the federal Highly Qualified Teacher requirements of No Child Left Behind (NCLB). The additional documents in these tables are not compliant with the Highly Qualified Teacher requirements in NCLB.

At the state level, more than 12,000 documents of this type were requested by 57 counties in 2016-17. More than half (61 percent) of the documents issued were permits; about two-fifths (35 percent) were interns and about three percent were waivers. Los Angeles county alone requested nearly one-fifth (16.3 percent) of the documents. Another one-third (30 percent) were requested by five counties: Kern, Alameda, Fresno, San Diego, and San Bernardino. These five

counties requested between 600 and 900 documents each. More than one-fourth (25.3 percent) were requested by another seven counties: Santa Clara, San Joaquin, Tulare, Contra Costa, Riverside, Sacramento, and Monterey, each requesting between 300 and 600 documents. In other words, at the state level, more than two-thirds (69.2 percent) of all permits and waivers were requested by thirteen counties only. The following counties – Stanislaus, San Francisco, Solano, Merced, Orange, San Mateo, Imperial, Sonoma, Kings, Ventura, Madera, and Placer – each requested between 100 to 300 documents; Santa Barbara, Santa Cruz, Mendocino, Shasta, San Luis Obispo, Lake, and Yolo each requested between 50 and 90 documents each. The remaining twenty-five counties requested less than 50 documents. At the state level, when the total number of documents (intern credentials, permits, and waivers) requested was compared with fully credentialed teachers, it accounted for four percent.

Further analysis of the documents by county indicated that there were fifty-five counties with university intern programs and twenty-four counties with district intern programs. Ten counties (Los Angeles, Kern, San Diego, San Joaquin, San Bernardino, Alameda, Fresno, Santa Clara, Sacramento, and Riverside) accounted for more than two-thirds (67 percent) of the total intern credentials issued. When permits were analyzed by county, ten counties (Los Angeles, Kern, Alameda, Fresno, San Bernardino, Santa Clara, San Diego, Tulare, San Joaquin, and Contra Costa) accounted for more than half (58 percent) of the total permits requested. When waivers were analyzed, the following ten counties – Kern, Los Angeles, Contra Costa, Placer, San Francisco, San Bernardino, Alameda, Santa Clara, Solano, and Riverside - accounted for nearly two-thirds (62 percent) of the waivers requested.

When all three types of documents (intern credentials, permits, and waivers) were analyzed by credential types, about one-third of the intern credentials were in Multiple Subject, another one-third (29 percent) were in Single Subjects, and more than two-fifths (41 percent) were in Education Specialist credentials. For permits, more than one-fourth (28 percent) were issued in multiple subject, more than one-third (38 percent) in single subjects, and about one-third (33 percent) for education specialist specialty areas. For waivers, a little over one-fifth (22 percent) were issued in Multiple Subject, more than one-third (35 percent) in Single Subjects and more than two-fifths (42 percent) for Education Specialist credentials.

Comparison of Fully Credentialed Teachers Serving in California Public Schools

Table Q shows the total number of full-time equivalent individuals holding teaching documents who were employed in California public schools during fiscal years 2015-16 and 2016-17. The table also shows these numbers as a percentage of the total teaching staff¹. Taking into account the total number of certificated teaching staff in California’s schools, the number of university intern credentials increased to 1.2 percent and the number of district interns stayed at 0.2 percent. There was a dramatic increase in two types of permits: STSPs from 0.9 percent to 1.1 percent and PIPs from 0.4 percent to 0.8 percent. Limited Assignment Teaching Permit stayed at 0.6 percent and waivers at less than 0.1 percent.

¹ Data Source: California Department of Education 2016-17.

Table Q: Comparison of Teachers Serving in California Public Schools with Full Authorization versus Intern Credentials, Permits, and Waivers Issued, 2015-16 and 2016-17

	2015-16		2016-17	
	Number	% of Total	Number	% of Total
Fully Credentialed Teachers (Preliminary and Clear)	285,873	96.6%	292,757	96.0%
University Intern Credentials	3,223	1.1%	3,769	1.2%
District Intern Credentials	571	0.2%	581	0.2%
Limited Assignment Teaching Permit	1,776	0.6%	1,873	0.6%
Provisional Intern Permit (PIP)	1,296	0.4%	2,293	0.8%
Short-Term Staff Permit (STSP)	2,778	0.9%	3,425	1.1%
Variable Term Waivers	283	0.1%	405	0.1%
Total	295,800	100.0%	305,103	100.0%

The following sections - demographic data (age, gender, and ethnicity) and projected teacher hires - are not mandated by Education Code §44225.6. However, since the report focuses on teacher supply, related factors such as age of new teaching credential holders, gender and ethnicity of current teaching workforce and projected teacher hires are discussed here to provide a statewide picture of teacher demand. All new applicants' provide date of birth information to the Commission as part of their application process. Data on gender and ethnicity of current teachers as well as projected teacher hire data are published by the California Department of Education. It is important to note that the gender and ethnicity data are self-report and educators have the option to decline to state.

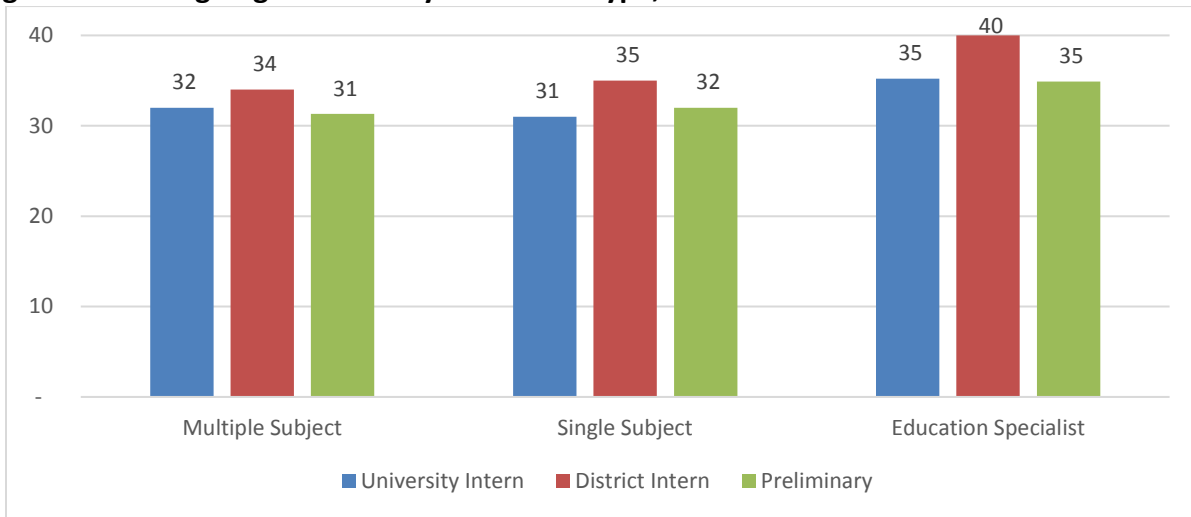
Demographic Data: Average Age for Holders of New Teaching Credentials

An analysis of average age of holders of preliminary teaching credentials and intern credentials indicated that there is difference by credential types.

For Multiple Subject, the average age of interns was higher than the preliminary credential holders. Single Subject credential holders looked similar to Multiple Subject credential holders, university intern with an average age of 31 and preliminary with an average of 32 years. The average age of Education Specialist holders was higher than both Multiple Subject and Single Subject credential holders. District intern credential holders had the highest average age of all groups.

In summary, the average age differed by teaching credentials – ranging from 31 years for Multiple Subject preliminary credentials to 40 years for Education Specialist district intern candidates.

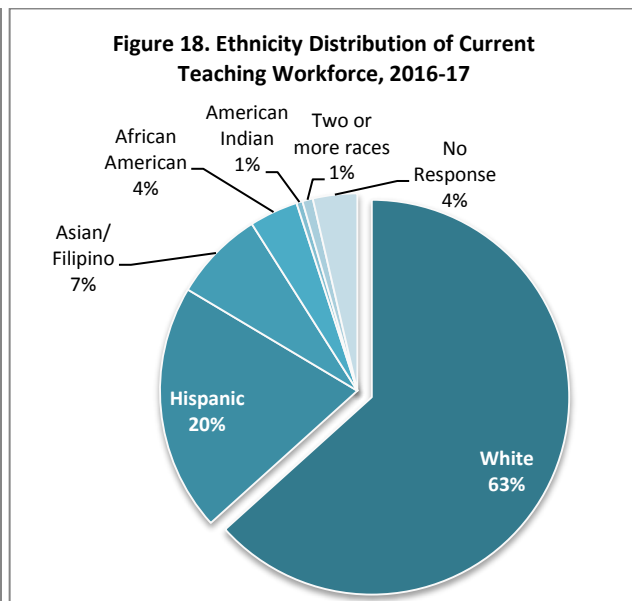
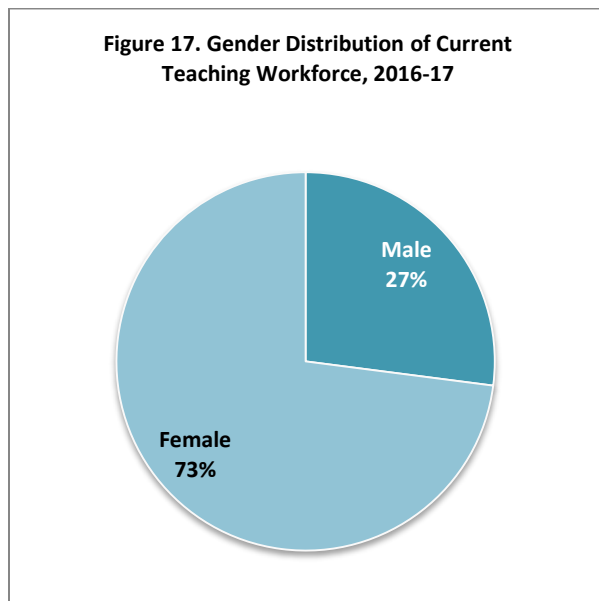
Figure 16. Average Age in Years by Credential Type, 2016-17



Note: Data include initial credentials only; do not include renewals.

Demographic Data: Gender and Ethnicity Distribution of Current Teaching Workforce

In 2016-17, more than 305,000 teachers taught in the California’s K-12 public schools. Nearly three-fourths (73 percent) of the teachers were female while less than one-third (27 percent) were male. Approximately two-thirds (63 percent) identified themselves as White and another one-fifth (20 percent) identified as Hispanic. Asians constituted seven percent and African American four percent. American Indian was less than one percent and teachers belonging to two or more races constituted another one percent and the remaining four percent did not respond.



Source: California Department of Education’s Data Quest; *Certificated Staff by Ethnicity for 2016-17. State Summary, Number of teachers by ethnicity. Asian/Filipino category includes Pacific Islander also.*
<https://dq.cde.ca.gov/dataquest/Staff/StaffByEth.aspx?cLevel=State&cYear=2016-17&cChoice=StateNum&cType=T&cGender=B&Submit=1>

Teacher Demand

Currently there is no statewide method of collecting data that quantifies Teacher Demand. While estimations of teacher hires, Declarations of Need, intern credentials, STSPs and PIPs and Waivers can be useful in understanding teacher demand, to date, the only estimations available are those published by the Department of Education for estimated teacher hires. According to the most recent data published by CDE, at the state level, more than 23,000 full-time equivalent (FTE) teachers are estimated to be hired in eighteen different subject areas for the 2017-18 year. Fifty-six counties projected teacher hires and the two counties (Alpine and Sierra) do not report planned teacher hires for 2017-18.

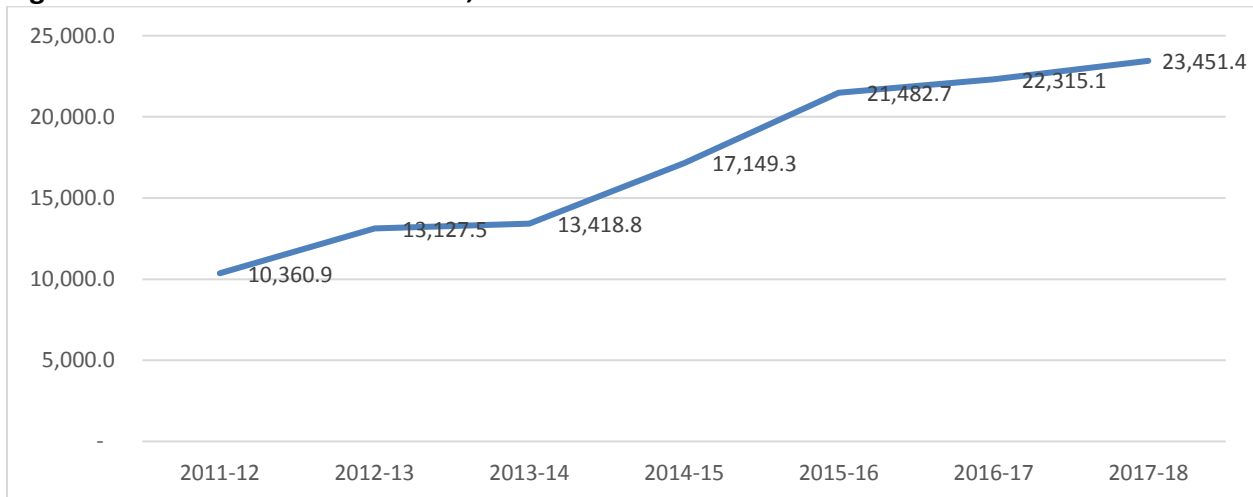
Table R below provides the estimated teacher hires data for the past seven years. Prior year's data indicated that the estimated teacher hires in 2001-02 was the highest at 30,173.4 to lowest estimated teacher hires in 2011-12, at 10,360.9. The estimated teacher hire numbers have been steadily increasing in the most recent years, with the largest increase between the 2014-15 and 2015-16 school years.

Table R. Estimated Number of Teacher Hires during School Years, 2011-12 to 2017-18

	2011-12	2012-13	2013-14	2014-15	2015-16	2016-17	2017-18
Estimated Teacher Hires	10,360.9	13,127.5	13,418.8	17,149.3	21,482.7	22,315.1	23,451.4
Change from prior year		2,766.6	291.3	3,730.5	4,333.4	832.4	1,136.3

Data Source: California Department of Education's [DataQuest](#) ; most recent data available

Figure 19. Estimated Teacher Hires, 2011-12 to 2017-18



Data Source: California Department of Education's [DataQuest](#)

California's fifty-eight counties have been grouped under eleven geographic regions (WestEd, 2008). To gain a statewide picture of the teacher hires in the future, the estimated teacher hires in 2017-18 data were analyzed by these geographic regions. The table below provides CDE's 2017-18 Estimated Teacher Hires data by these geographic regions. More than one-third (36.1 percent) of the estimated teacher hires will occur in the South Coast region, followed by more

than one-fourth (26.3 percent) in the Bay Area. More than one-tenth (11.4 percent) is estimated in the Inland Empire region followed by about one-tenth (8.5 percent) in the South San Joaquin Central Valley. In other words, more than four-fifths (82.2 percent) of the estimated teacher hires will occur in four regions – South Coast, Bay Area, Inland Empire, and South San Joaquin Central Valley.

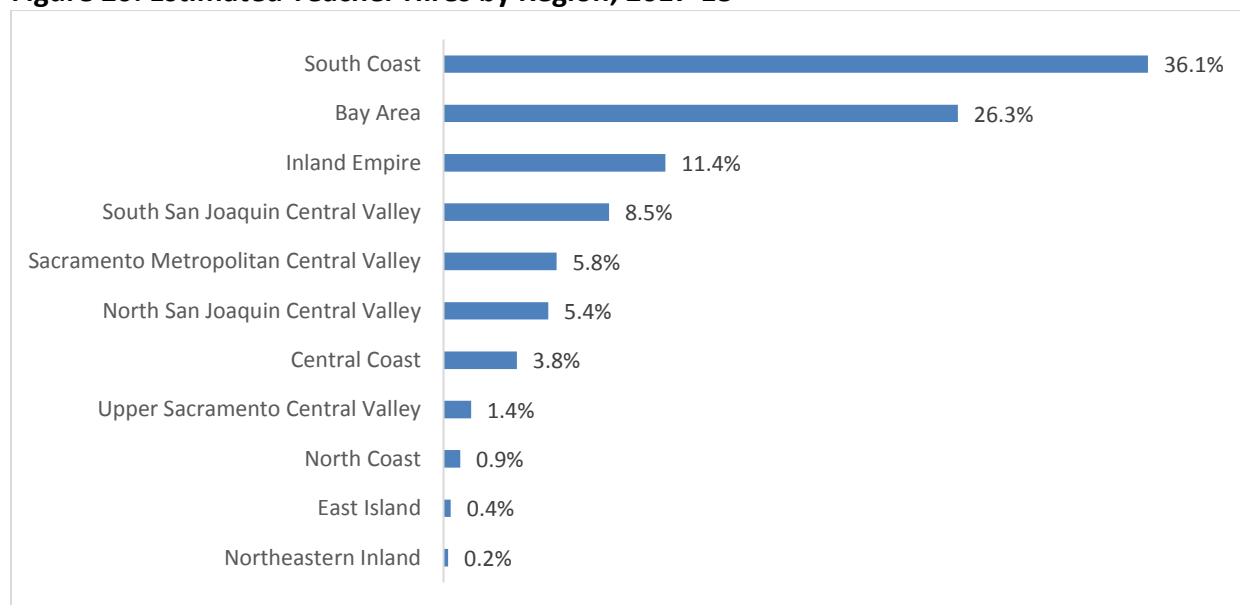
Table S: Estimated Teacher Hires by Geographic Regions, 2017-18

Region	County	% of Estimated Teacher Hires
Bay Area	Alameda, Contra Costa, Marin, Napa, San Francisco, San Mateo, Santa Clara, Santa Cruz, Solano, Sonoma	26.3%
Central Coast	Monterey, San Benito, San Luis Obispo, Santa Barbara	3.8%
East Inland	Alpine, Amador, Calaveras, Inyo, Mariposa, Mono, Tuolumne	0.4%
Inland Empire	Riverside, San Bernardino	11.4%
North Coast	Del Norte, Humboldt, Lake, Mendocino, Trinity	0.9%
North San Joaquin Central Valley	Merced, San Joaquin, Stanislaus	5.4%
Northeastern Inland	Lassen, Modoc, Nevada, Plumas, Sierra, Siskiyou	0.2%
Sacramento Metropolitan Central Valley	El Dorado, Placer, Sacramento, Yolo	5.8%
South Coast	Imperial, Los Angeles, Orange, San Diego, Ventura	36.1%
South San Joaquin Central Valley	Fresno, Kern, Kings, Madera, Tulare	8.5%
Upper Sacramento Central Valley	Butte, Colusa, Glenn, Shasta, Sutter, Tehama, Yuba	1.4%

Note: Regional categories of California counties are sourced from *Trends in California teacher demand: a county and regional perspective*, REL 208-No. 057.

Data Source: California Department of Education's [DataQuest](#)

Figure 20: Estimated Teacher Hires by Region, 2017-18



When the estimated teacher hires were analyzed by county and subject areas, some interesting findings were revealed. Nearly three-fourths (70.3 percent) of the estimated teacher hires will occur in ten counties: Los Angeles, San Diego, San Bernardino, Alameda, Santa Clara, Riverside, Orange, Contra Costa, Sacramento, and Fresno. About one-fifth (19.6 percent) of the estimated teacher hires will occur in Los Angeles county.

Table T. Estimated Teacher Hires by County, 2017-18

County	Estimated Teacher Hires	% of Total Estimated Teacher Hires
Los Angeles	4,597.3	19.6%
San Diego	2,420.0	10.3%
San Bernardino	1,430.5	6.1%
Alameda	1,424.9	6.1%
Santa Clara	1,343.1	5.7%
Riverside	1,231.9	5.3%
Orange	1,131.5	4.8%
Contra Costa	1,083.7	4.6%
Sacramento	972.0	4.1%
Fresno	840.4	3.6%
Total of Ten Counties	16,475.3	70.3%
Statewide Total	23,451.4	100.0%

Data Source: California Department of Education's [DataQuest](#)

Nearly one-third (30.1 percent) of all estimated teacher hires are in self-contained classrooms (multiple subject) and special education will account for another 17.5 percent. English/Drama teachers account for another one-tenth (9.5 percent). Mathematics, Life Sciences and Physical Sciences teachers together will account for another 17.5 percent. In other words, more than

three-fourths (79.9 percent) of the estimated teacher hires in 2017-18 will occur in seven subjects.

Table U. Estimated Teacher Hires by Subject Areas, 2017-18

Subject Area	Estimated Teacher Hires	% of Total Estimated Teacher Hires
Self-Contained Classrooms (Multiple Subject)	7,064.7	30.1%
Special Education (Education Specialist)	4,093.1	17.5%
English/Drama (Single Subject-English)	2,222.8	9.5%
Mathematics (Single Subject-Mathematics)	2,156.0	9.2%
Social Sciences (Single Subject-History/Social Sciences)	1,249.5	5.3%
Life Sciences (Single Subject-Biology)	1,002.8	4.3%
Physical Sciences (Single Subject-Chemistry, Geosciences, and Physics)	945.7	4.0%
Total of Seven Subject Areas	18,734.6	79.9%
Statewide Total	23,451.4	100.0%

Data Source: California Department of Education's [DataQuest](#)

In summary, in 2017-18, three-fourths of the estimated teacher hires are in ten counties and in seven subject areas. This pattern was fairly similar in prior years as well.

Summary of Selected Findings

Selected findings provided below summarize the information contained in the full report for California during fiscal year 2016-17:

- There was an increase of 6.8 percent in the number of newly issued credentials across all three types of preliminary teaching credentials (i.e., Multiple Subject, Single Subject, and Education Specialist). After a steady decline for ten consecutive years, 2016-17 was the third year in which there was an increase in the new teaching credentials. (Table A)
- The number of credentials issued showed increases for all three pathways: California IHE Prepared showed an increase of 5.8 percent, California District Prepared 64.3 percent, and Out-of-State prepared 4.6 percent. (Tables B, C and D)
- California IHEs prepared nearly three-fourths (71.3 percent) of the total new teaching credentials issued in 2016-17. (Table F)
- After a steady decline in the number of candidates enrolled in teacher preparation programs for years, there was an increase of 2.3 percent between 2014-15 and 2015-16 (Table K). Overall, teacher preparation program enrollment decreased by more than 5,000 candidates in the past five years. (Figure 11)
- There has been a steady increase of candidates who enrolled in intern programs in the past four years. There was an increase in both types of intern programs - an increase of 16.9

percent for University Intern programs and an increase of 1.8 percent for District Intern programs, with an overall increase of 14.7 percent between 2015-16 and 2016-17. (Table H)

- There has been a dramatic increase in teaching permits (PIP and STSP) issued in the past few years. The number of STSPs increased (by 23.3 percent) and the number of PIPs almost doubled (by 76.9 percent) between 2015-16 and 2016-17. (Table N)
- General Education Limited Assignment Teaching Permits (GELAP) increased while Special Education Limited Assignment Teaching Permits (SELAP) declined by four percent between 2015-16 and 2016-17. (Table O)
- There was a dramatic increase in the number of waivers issued for teaching credentials by 43.1 percent between 2015-16 and 2016-17. (Table P)
- Due to the increase in intern credentials, permits, and waivers, the proportion of fully credentialed teachers at the state level was estimated to decline by 0.6 percent. (Table Q)
- The average age differed by teaching credentials – ranged from 31 years for Multiple Subject preliminary credentials to 40 years for Education Specialist district intern candidates.
- Nearly three-fourths (73 percent) of the current teaching force were female and nearly two-thirds (65 percent) were White. (Figures 17 and 18)
- The estimated teacher hires data for 2017-18 indicate that about three-fourths of the estimated teacher hires will occur in ten counties and in seven subject areas.

At the April Commission meeting, 20-year trend analysis of teacher supply was discussed. Figure 21 depicts the number of new teaching credentials issued by credential name in the last 20 years.

Figure 21. Last 20 Years – New Credentials Issued by California Prepared and Out-of-State Prepared Pathways, 1997-98 to 2016-17



Education Code Reporting Requirements–Table Numbers and Appendix Page Numbers

44225.6. Annual report on teacher availability relative to credentials, internships, and emergency permits; contents; public access to report on Web site.

By April 15 of each year, the Commission shall report to the Legislature and the Governor on the availability of teachers in California. This report shall include the following information:

	Table #	Appendix Page #
(1) The number of individuals recommended for credentials by institutions of higher education and the type of credential or certificate, or both, for which they were recommended, including certificates issued pursuant to sections 44253.3 and 44253.4.	1 1A	1-4 5-8
(2) The number of individuals recommended by school districts operating district internship programs and the type of credential or certificate, or both, for which they were recommended, including certificates issued pursuant to Sections 44253.3 and 44253.4.	2	9-11
(3) The number of individuals receiving an initial credential based on a program completed outside of California and the type of credential or certificate, or both, for which they were recommended, including certificates issued pursuant to Sections 44253.3 and 44253.4.	3	12-13
(4) The number of individuals receiving an emergency permit, credential waiver, or other authorization that does not meet the definition of a highly qualified teacher under the federal No Child Left Behind Act of 2001 (20 U.S. C. Sec. 6301 et seq.).	4 4A 4B 4C	16-18 19 20-22 23-44
(5) The number of individuals receiving the certificate of completion of staff development in methods of specially designed content instruction delivered in English pursuant to subdivision (d) of Section 44253.10 and, separately, pursuant to paragraph (1) of subdivision (e) of Section 44253.11.	4D	45
(6) Statewide, by county, and by school district, the number of individuals serving in the following capacities and as a percentage of the total number of individuals serving as teachers statewide, in the county, and in the school district: (A) University internship (B) District internship (C) Preinternship (D) Emergency permit (E) Credential waiver (F) Preliminary or professional clear credential. (G) An authorization, other than those listed in this paragraph, that does not meet the definition of a highly qualified teacher under the federal No Child Left Behind Act of 2001 (20 U.S. C Sec 63-1 et seq.) by category authorization. (H) Certificate issued pursuant to Section 44253.3. (I) Certificates issued pursuant to Section 44253.3 and 44253.4, 44253.10 or 44253.11, if available. (J) The number of individuals serving English learner pupils in settings calling for English language development, in settings calling for specially designed academic instruction in English, or in primary language instruction, without the appropriate authorization under Section 44253.3, 44253.4, 44263.10, or 44253.11, or under another statute, if available. The Commission on Teacher Credentialing may utilize data from the department’s Annual Language Census Survey to report the data required pursuant to this paragraph.	5A 5B 5C	46-47 48-110 111-433

(7) The specific subjects and teaching areas in which there are a sufficient number of new holders of credentials to fill the positions currently held by individuals with emergency permits.	Table 4	16-18
(b) The Commission shall make this report available to school districts and county offices of education to assist them in the recruitment of credentialed teachers and shall make the report and supporting data publicly available on the Commission’s web site.	Full report is posted on the Commission’s website	
<p>(c) A common measure of whether teacher preparation programs are meeting the challenge of preparing increasing numbers of new teachers is the number of teaching credentials awarded. The number of teaching credentials recommended by these programs and awarded by the commission is indicators of the productivity of teacher preparation programs. The Commission shall include in the report prepared for the Legislature and Governor pursuant to subdivision (a) the total number of teaching credentials recommended by all accredited teacher preparation programs, authorized by the Commission and the number of recommended by each of the following:</p> <p>(1) The University of California system (2) The California State University system (3) Independent colleges and universities that offer teacher preparation programs approved by the commission. (4) Other institutions that offer teacher preparation programs approved by the commission.</p> <p><i>(Added by Stats. 1999, c. 381 (A.B. 471), § 2. Amended by Stats. 2000, c. 135 (A.B. 2539), § 40; Stats 2001, c. 342 (S.B. 299), § 4; Stats. 2004, c. 902 (A.B.3001), § 2, eff. Sept 29, 2004; Stats 2005, c. 677 (S.B. 512), § 25 eff. Oct. 7, 2005; Stats. 2006, c. 752 (S.B. 1292), § 1; Stats.2007, c. 345 (S.B.280), § 1.)</i></p>	1	1-4
	1A	5-8
	2	9-11

TABLE 1 (SUMMARY)
Distribution of New Credentials Issued by Type and Institution
Number of First Time and New Type Credentials in Multiple Subject, Single Subject, and Education Specialist
July 1, 2016 to June 30, 2017

The following table summarizes the numbers of documents issued between July 1, 2016 and June 30, 2017 upon the recommendation of a California Institution of Higher Education with a Commission-accredited credential program. The numbers include individuals for whom this is their initial certification (First Time) and individuals who previously held another type of certification such as an intern credential or emergency permit (New Type). The numbers are broken down by the credential area and the type of recommending institution.

Segment	Type	Multiple Subject	Single Subject	Education Specialist	Grand Total
California State University	First Time	544	626	165	1,335
	New Type	2,078	1,590	790	4,458
	Total	2,622	2,216	955	5,793
University of California	First Time	169	238	14	421
	New Type	193	228	31	452
	Total	362	466	45	873
Private/Independent Institution	First Time	661	498	105	1,264
	New Type	1,430	1,306	1,107	3,843
	Total	2,091	1,804	1,212	5,107
Grand Total		5,075	4,486	2,212	11,773

TABLE 1
Distribution of New Credentials Issued by Type and Institution
Number of First Time and New Type Credentials in Multiple Subject, Single Subject, and Education Specialist
July 1, 2016 to June 30, 2017

The following table summarizes the numbers of documents issued between July 1, 2016 and June 30, 2017 upon the recommendation of a California Institution of Higher Education with a Commission-accredited program. The numbers include individuals for whom this is their initial California credential (first time) and those who previously held a different type of document such as an intern credential or emergency permit (new type). This report includes individuals who received initial preliminary and clear credentials.

Segment	Institution Name	Multiple Subject	Single Subject	Education Specialist	Grand Total
California State University	BAKERSFIELD	117	79	49	245
	CALSTATE TEACH	323			323
	CHANNEL ISLANDS	42	34	16	92
	CHICO	80	99	34	213
	DOMINGUEZ HILLS	49	80	58	187
	EAST BAY	121	85	24	230
	FRESNO	275	174	26	475
	FULLERTON	156	172	97	425
	HUMBOLDT	23	38	21	82
	LONG BEACH	133	276	55	464
	LOS ANGELES	65	102	68	235
	MONTEREY BAY	36	52	38	126
	NORTHRIDGE	125	123	62	310
	POMONA	47	72	41	160
	SACRAMENTO	146	138	54	338
	SAN BERNARDINO	90	142	55	287
	SAN DIEGO	117	131	38	286
	SAN FRANCISCO	60	68	65	193
	SAN JOSE	135	100	46	281
	SAN LUIS OBISPO	72	78	16	166
	SAN MARCOS	141	46	49	236
	SONOMA	115	51	26	192
STANISLAUS	154	76	17	247	
	Total	2,622	2,216	955	5,793
University of California	BERKELEY	15	44		59
	DAVIS	72	86		158
	IRVINE	56	67		123
	LOS ANGELES	60	87	17	164
	RIVERSIDE	46	66	15	127
	SAN DIEGO	42	38	5	85

TABLE 1
Distribution of New Credentials Issued by Type and Institution
Number of First Time and New Type Credentials in Multiple Subject, Single Subject, and Education Specialist
July 1, 2016 to June 30, 2017

The following table summarizes the numbers of documents issued between July 1, 2016 and June 30, 2017 upon the recommendation of a California Institution of Higher Education with a Commission-accredited program. The numbers include individuals for whom this is their initial California credential (first time) and those who previously held a different type of document such as an intern credential or emergency permit (new type). This report includes individuals who received initial preliminary and clear credentials.

Segment	Institution Name	Multiple Subject	Single Subject	Education Specialist	Grand Total
University of California	SANTA BARBARA	36	34	8	78
	SANTA CRUZ	35	44		79
	Total	362	466	45	873
Private/Independent Institution	ACADEMY OF ART UNIVERSITY		4		4
	ALLIANT INTERNATIONAL UNIVERSITY	18	33	26	77
	ANTIOCH UNIVERSITY	32		14	46
	AZUSA PACIFIC UNIVERSITY	65	80	130	275
	BARD COLLEGE		8		8
	BIOLA UNIVERSITY	51	24	2	77
	BRANDMAN UNIVERSITY	102	96	90	288
	CALIFORNIA BAPTIST UNIVERSITY	38	37	22	97
	CALIFORNIA LUTHERAN UNIVERSITY	32	37	32	101
	CHAPMAN UNIVERSITY	17	16	20	53
	CLAREMONT GRADUATE UNIVERSITY	6	18	13	37
	CONCORDIA UNIVERSITY	34	34	14	82
	DOMINICAN UNIVERSITY OF CALIFORNIA	40	29	16	85
	FRESNO PACIFIC UNIVERSITY	92	51	39	182
	HEBREW UNION COLLEGE	6			6
	HOLY NAMES UNIVERSITY	5	7	5	17
	HOPE INTERNATIONAL UNIVERSITY	8	4		12
	HUMPHREYS UNIVERSITY	4			4
	LA SIERRA UNIVERSITY	5			5
	LOYOLA MARYMOUNT UNIVERSITY	189	129	95	413
	MILLS COLLEGE	11	12	5	28
	MOUNT SAINT MARY'S UNIVERSITY	13	7	11	31
	NATIONAL UNIVERSITY	205	271	376	852
	NOTRE DAME DE NAMUR UNIVERSITY	44	27	25	96
	PACIFIC OAKS COLLEGE	5		4	9
	PACIFIC UNION COLLEGE	9	2		11
PATTEN UNIVERSITY	3	12		15	

TABLE 1
Distribution of New Credentials Issued by Type and Institution
Number of First Time and New Type Credentials in Multiple Subject, Single Subject, and Education Specialist
July 1, 2016 to June 30, 2017

The following table summarizes the numbers of documents issued between July 1, 2016 and June 30, 2017 upon the recommendation of a California Institution of Higher Education with a Commission-accredited program. The numbers include individuals for whom this is their initial California credential (first time) and those who previously held a different type of document such as an intern credential or emergency permit (new type). This report includes individuals who received initial preliminary and clear credentials.

Segment	Institution Name	Multiple Subject	Single Subject	Education Specialist	Grand Total
Private/Independent Institution	PEPPERDINE UNIVERSITY	68	27		95
	POINT LOMA NAZARENE UNIVERSITY	83	52	89	224
	SAN DIEGO CHRISTIAN COLLEGE	16	8		24
	SANTA CLARA UNIVERSITY	38	19		57
	SIMPSON UNIVERSITY	34	18		52
	ST. MARY'S COLLEGE OF CALIFORNIA	46	33	13	92
	STANFORD UNIVERSITY	26	79		105
	TEACHERS COLLEGE OF SAN JOAQUIN	36	63	47	146
	THE MASTER'S UNIVERSITY	9	4		13
	TOURO UNIVERSITY	10	5	19	34
	UNITED STATES UNIVERSITY		2		2
	UNIVERSITY OF LA VERNE	75	64	14	153
	UNIVERSITY OF PHOENIX	86	64		150
	UNIVERSITY OF REDLANDS	128	119	23	270
	UNIVERSITY OF SAN DIEGO	42	36	9	87
	UNIVERSITY OF SAN FRANCISCO	71	60	15	146
	UNIVERSITY OF SOUTHERN CALIFORNIA	55	67	12	134
	UNIVERSITY OF THE PACIFIC	88	42	27	157
	VANGUARD UNIVERSITY	20	29		49
	WESTERN GOVERNORS UNIVERSITY	67	45		112
	WESTMONT COLLEGE	8	6		14
	WHITTIER COLLEGE	7	11	5	23
	WILLIAM JESSUP UNIVERSITY	44	13		57
	Total	2,091	1,804	1,212	5,107
Grand Total		5,075	4,486	2,212	11,773

TABLE 1A (SUMMARY)
Distribution of University Intern Credentials Issued by Type and Institution
Number of First Time and New Type Credentials in Multiple Subject, Single Subject, and Education Specialist
July 1, 2016 to June 30, 2017

The following table summarizes the numbers of intern documents issued between July 1, 2016 and June 30, 2017 upon the recommendation of a California institution of higher education with a Commission-accredited intern program. The numbers include individuals for whom the intern was their initial California credential (First Time) and those who previously held a different type of document such as an emergency permit (New Type).

Segment	Type	Multiple Subject	Single Subject	Education Specialist	Grand Total
California State University	First Time	93	106	166	365
	New Type	427	299	362	1,088
	Total	520	405	528	1,453
University of California	First Time	1	27	2	30
	New Type		14	2	16
	Total	1	41	4	46
Private/Independent Institution	First Time	265	280	316	861
	New Type	349	427	642	1,418
	Total	614	707	958	2,279
Grand Total		1,135	1,153	1,490	3,778

TABLE 1A
Institution of Higher Education (IHE) Recommended Multiple Subject, Single Subject and Education Specialist Credentials
Number of First Time and New Type Intern Credentials
July 1, 2016 to June 30, 2017

The following table summarizes the numbers of intern documents issued between July 1, 2016 and June 30, 2017 upon the recommendation of a California institution of higher education with a Commission-accredited intern program. The numbers include individuals for whom the intern was their initial California credential (First Time) and those who previously held a different type of document such as an emergency permit (New Type).

Segment	Institution Name	Multiple Subject	Single Subject	Education Specialist	Grand Total
California State University	BAKERSFIELD	78	52	51	181
	CALSTATE TEACH	148			148
	CHANNEL ISLANDS		4	8	12
	CHICO	9	20	23	52
	DOMINGUEZ HILLS	33	60	41	134
	EAST BAY	13	51	22	86
	FRESNO	152	62	18	232
	FULLERTON		6	24	30
	HUMBOLDT		4		4
	LONG BEACH	4	15	16	35
	LOS ANGELES	2	2	61	65
	MONTEREY BAY	7	18	28	53
	NORTHRIDGE	4	28	51	83
	POMONA	1	10	22	33
	SACRAMENTO	9	3	5	17
	SAN BERNARDINO	6	23	45	74
	SAN DIEGO	10	13	25	48
	SAN FRANCISCO	7	5	42	54
	SAN JOSE	29	20	23	72
	SAN MARCOS			8	8
	SONOMA		5	13	18
STANISLAUS	8	4	2	14	
	Total	520	405	528	1,453

TABLE 1A
Institution of Higher Education (IHE) Recommended Multiple Subject, Single Subject and Education Specialist Credentials
Number of First Time and New Type Intern Credentials
July 1, 2016 to June 30, 2017

The following table summarizes the numbers of intern documents issued between July 1, 2016 and June 30, 2017 upon the recommendation of a California institution of higher education with a Commission-accredited intern program. The numbers include individuals for whom the intern was their initial California credential (First Time) and those who previously held a different type of document such as an emergency permit (New Type).

Segment	Institution Name	Multiple Subject	Single Subject	Education Specialist	Grand Total
University of California	LOS ANGELES	1	5	4	10
	RIVERSIDE		1		1
	SAN DIEGO		35		35
	Total	1	41	4	46
Private/Independent Institution	ALLIANT INTERNATIONAL UNIVERSITY	14	37	46	97
	ANTIOCH UNIVERSITY			1	1
	AZUSA PACIFIC UNIVERSITY	16	14	43	73
	BRANDMAN UNIVERSITY	73	77	77	227
	CALIFORNIA BAPTIST UNIVERSITY	2	11	8	21
	CALIFORNIA LUTHERAN UNIVERSITY			4	4
	CHAPMAN UNIVERSITY		1	9	10
	CLAREMONT GRADUATE UNIVERSITY	2	17	7	26
	CONCORDIA UNIVERSITY			1	1
	DOMINICAN UNIVERSITY OF CALIFORNIA	1	8	11	20
	FRESNO PACIFIC UNIVERSITY	38	20	25	83
	HOLY NAMES UNIVERSITY	3	4	1	8
	LA SIERRA UNIVERSITY	1	4		5
	LOYOLA MARYMOUNT UNIVERSITY	120	98	88	306
	MOUNT SAINT MARY'S UNIVERSITY		3	1	4
	NATIONAL UNIVERSITY	106	200	387	693
	NOTRE DAME DE NAMUR UNIVERSITY	12	14	12	38
	PACIFIC OAKS COLLEGE			1	1
	PATTEN UNIVERSITY	1			1

TABLE 1A
Institution of Higher Education (IHE) Recommended Multiple Subject, Single Subject and Education Specialist Credentials
Number of First Time and New Type Intern Credentials
July 1, 2016 to June 30, 2017

The following table summarizes the numbers of intern documents issued between July 1, 2016 and June 30, 2017 upon the recommendation of a California institution of higher education with a Commission-accredited intern program. The numbers include individuals for whom the intern was their initial California credential (First Time) and those who previously held a different type of document such as an emergency permit (New Type).

Segment	Institution Name	Multiple Subject	Single Subject	Education Specialist	Grand Total
Private/Independent Institution	PEPPERDINE UNIVERSITY	2	3		5
	POINT LOMA NAZARENE UNIVERSITY	28	30	40	98
	ST. MARY'S COLLEGE OF CALIFORNIA	5	9	17	31
	TEACHERS COLLEGE OF SAN JOAQUIN	94	73	112	279
	TOURO UNIVERSITY	15	6	8	29
	UNIVERSITY OF LA VERNE	31	16	22	69
	UNIVERSITY OF PHOENIX	20	22		42
	UNIVERSITY OF REDLANDS	16	21	5	42
	UNIVERSITY OF SAN DIEGO			5	5
	UNIVERSITY OF SAN FRANCISCO	5	13	17	35
	UNIVERSITY OF THE PACIFIC	9	6	9	24
	WHITTIER COLLEGE			1	1
		Total	614	707	958
Grand Total		1,135	1,153	1,490	3,778

TABLE 2
Distribution of Credentials Recommended by Type and District Intern Program Sponsors
July 1, 2016 to June 30, 2017

The following table summarizes the numbers of initial preliminary and clear Multiple Subject, Single Subject and Education Specialist credentials issued between July 1, 2016 and June 30, 2017 on the basis of completion of a District Intern Program. The number of subject areas on the Single Subject and Education Specialist credentials is more than the total number of documents issued as some individuals qualified for more than one subject authorization on their document.

Institution Name	Credential Name	Subject Area	Total
BAY AREA SCHOOL OF ENTERPRISE (REACH INSTITUTE)	Multiple Subject Teaching Credential	General Subjects	29
	Single Subject Teaching Credential	Art	1
		English	4
		Foreign Language: Spanish	1
		General Science (Foundational-Level)	2
		Mathematics	2
		Mathematics (Foundational-Level)	3
		Science: Physics	1
		Social Science	3
	Institution Total		
HIGH TECH HIGH	Multiple Subject Teaching Credential	General Subjects	7
	Single Subject Teaching Credential	Art	5
		English	2
		Foreign Language: French	2
		Foreign Language: Spanish	2
		Mathematics	1
		Mathematics (Foundational-Level)	1
		Science: Biological Sciences	3
		Science: Chemistry	2
	Education Specialist Instruction Credential	Mild/Moderate Disabilities	12
Institution Total			37
LOS ANGELES COUNTY OFFICE OF EDUCATION	Education Specialist Instruction Credential	Mild/Moderate Disabilities	17
		Moderate/Severe Disabilities	5
	Institution Total		
LOS ANGELES UNIFIED SCHOOL DISTRICT	Multiple Subject Teaching Credential	General Subjects	5
	Single Subject Teaching Credential	General Science (Foundational-Level)	1
		Science: Biological Sciences	2
	Education Specialist Instruction Credential	Mild/Moderate Disabilities	233
		Moderate/Severe Disabilities	110
Institution Total			351
MT. DIABLO UNIFIED SCHOOL DISTRICT	Multiple Subject Teaching Credential	General Subjects	3

TABLE 2
Distribution of Credentials Recommended by Type and District Intern Program Sponsors
July 1, 2016 to June 30, 2017

The following table summarizes the numbers of initial preliminary and clear Multiple Subject, Single Subject and Education Specialist credentials issued between July 1, 2016 and June 30, 2017 on the basis of completion of a District Intern Program. The number of subject areas on the Single Subject and Education Specialist credentials is more than the total number of documents issued as some individuals qualified for more than one subject authorization on their document.

Institution Name	Credential Name	Subject Area	Total
MT. DIABLO UNIFIED SCHOOL DISTRICT	Single Subject Teaching Credential	English	3
		Foreign Language: Mandarin	1
		Foreign Language: Spanish	1
		General Science (Foundational-Level)	2
		Mathematics (Foundational-Level)	3
		Physical Education	2
		Science: Biological Sciences	2
		Science: Chemistry	1
		Science: Geosciences	1
		Social Science	2
	Education Specialist Instruction Credential	Mild/Moderate Disabilities	13
Institution Total			34
SACRAMENTO COUNTY OFFICE OF EDUCATION	Multiple Subject Teaching Credential	General Subjects	2
	Single Subject Teaching Credential	Mathematics (Foundational-Level)	1
		Science: Biological Sciences	1
		Science: Chemistry	1
Institution Total			5
SAN JOAQUIN COUNTY OFFICE OF EDUCATION	Multiple Subject Teaching Credential	General Subjects	16
	Single Subject Teaching Credential	English	2
		Foreign Language: Spanish	1
		General Science (Foundational-Level)	1
		Mathematics (Foundational-Level)	1
		Science: Biological Sciences	2
		Social Science	1
	Education Specialist Instruction Credential	Early Childhood Special Education	19
		Mild/Moderate Disabilities	30
		Moderate/Severe Disabilities	23
Institution Total			96
SANTA CLARA COUNTY OFFICE OF EDUCATION	Education Specialist Instruction Credential	Early Childhood Special Education	4
		Moderate/Severe Disabilities	3
	Institution Total		

TABLE 2
Distribution of Credentials Recommended by Type and District Intern Program Sponsors
July 1, 2016 to June 30, 2017

The following table summarizes the numbers of initial preliminary and clear Multiple Subject, Single Subject and Education Specialist credentials issued between July 1, 2016 and June 30, 2017 on the basis of completion of a District Intern Program. The number of subject areas on the Single Subject and Education Specialist credentials is more than the total number of documents issued as some individuals qualified for more than one subject authorization on their document.

Institution Name	Credential Name	Subject Area	Total
STANISLAUS COUNTY OFFICE OF EDUCATION	Education Specialist Instruction Credential	Mild/Moderate Disabilities	3
		Moderate/Severe Disabilities	5
	Institution Total		8
TULARE COUNTY OFFICE OF EDUCATION	Multiple Subject Teaching Credential	General Subjects	20
	Single Subject Teaching Credential	Art	2
		Biological Sciences (Specialized)	1
		Business	1
		English	11
		Foreign Language: Spanish	2
		General Science (Foundational-Level)	2
		Health Science	1
		Mathematics	6
		Mathematics (Foundational-Level)	4
		Music	2
		Physical Education	2
		Science: Biological Sciences	3
		Social Science	7
	Education Specialist Instruction Credential	Early Childhood Special Education	1
Mild/Moderate Disabilities		16	
Moderate/Severe Disabilities		2	
Institution Total		83	
Grand Total			689

TABLE 3
Credentials Obtained by Out-of-State Trained Teachers
July 1, 2016 to June 30, 2017

The following table lists the type and number of preliminary and clear credentials issued to teachers who completed a teacher preparation program outside of California and are applying for their initial California credential. The number of subject areas on the Single Subject and Education Specialist credentials is more than the total number of documents issued as some individuals qualified for more than one subject authorization on their document.

Credential Name	Subject Area	Total
Multiple Subject Teaching Credential	General Subjects	1,754
	Total	1,754
Single Subject Teaching Credential	Agriculture	4
	Art	80
	Business	23
	English	477
	Foreign Language: American Sign Language	1
	Foreign Language: Armenian	2
	Foreign Language: Chinese	1
	Foreign Language: Filipino	1
	Foreign Language: French	31
	Foreign Language: German	8
	Foreign Language: Italian	2
	Foreign Language: Japanese	1
	Foreign Language: Korean	3
	Foreign Language: Latin	4
	Foreign Language: Mandarin	19
	Foreign Language: Punjabi	3
	Foreign Language: Russian	1
	Foreign Language: Spanish	107
	Health Science	41
	Home Economics	9
	Industrial and Technology Education	14
	Mathematics	247
	Mathematics (Foundational-Level)	9
	Music	127
	Physical Education	120
	Social Science	280

TABLE 3
Credentials Obtained by Out-of-State Trained Teachers
July 1, 2016 to June 30, 2017

The following table lists the type and number of preliminary and clear credentials issued to teachers who completed a teacher preparation program outside of California and are applying for their initial California credential. The number of subject areas on the Single Subject and Education Specialist credentials is more than the total number of documents issued as some individuals qualified for more than one subject authorization on their document.

Credential Name	Subject Area	Total
Single Subject Teaching Credential	World Language: English Language Development	37
	General Science (Foundational-Level)	40
	Science: Biological Sciences	123
	Science: Chemistry	67
	Science: Geosciences	21
	Science: Physics	43
	Total	1,946
Education Specialist Instruction Credential	Deaf and Hard-of-Hearing	15
	Early Childhood Special Education	38
	Mild/Moderate Disabilities	578
	Moderate/Severe Disabilities	89
	Visual Impairments	7
	Total	727
Grand Total		4,427

TABLE 3A
New Preliminary CTE Credentials Issued by Recommending Agency
July 1, 2016 to June 30, 2017

Institution Name	Total
CALIFORNIA STATE UNIVERSITY, SAN BERNARDINO	79
DAVIS JOINT UNIFIED SCHOOL DISTRICT	25
FRESNO PACIFIC UNIVERSITY	123
LOS ANGELES COUNTY OFFICE OF EDUCATION	703
ORANGE COUNTY DEPARTMENT OF EDUCATION	233
SAN DIEGO COUNTY OFFICE OF EDUCATION	276
SONOMA COUNTY OFFICE OF EDUCATION	83
SUTTER COUNTY SUPERINTENDENT OF SCHOOLS	24
TEACHERS COLLEGE OF SAN JOAQUIN	23
TEHAMA COUNTY DEPARTMENT OF EDUCATION	19
TULARE COUNTY OFFICE OF EDUCATION	9
UNIVERSITY OF CALIFORNIA, BERKELEY	209
UNIVERSITY OF CALIFORNIA, RIVERSIDE	37
UNIVERSITY OF REDLANDS	1
VENTURA COUNTY OFFICE OF EDUCATION	280
No Institution	3
Grand Total	2,127

TABLE 3B
New Preliminary CTE Credentials Issued by Industry Sector
July 1, 2016 to June 30, 2017

The number of industry sectors on the Career Technical Education credential is more than the total number of documents issued as some individuals qualified for more than one industry sector authorization on their document.

Industry Sector	Total
Agriculture and Natural Resources	55
Arts, Media, and Entertainment	581
Building and Construction Trades	154
Business and Finance	248
Education, Child Development, and Family Services	313
Energy, Environment, and Utilities	49
Engineering and Architecture	135
Fashion and Interior Design	43
Health Science and Medical Technology	350
Hospitality, Tourism, and Recreation	105
Information and Communication Technologies	305
Manufacturing and Product Development	123
Marketing, Sales, and Service	139
Public Service	116
Transportation	73
Grand Total	2,789

TABLE 4
Multiple Subject, Single Subject and Education Specialist Instruction Credentials, Intern Credentials, Permits and Waivers Issued by Subject Area
July 1, 2016 to June 30, 2017

This table provides the number of teaching credentials, intern credentials (district and university), permits (short-term staff, provisional internship, and limited teaching assignment), and waivers issued for multiple subject, single subject, and education specialist credentials. The credential numbers include documents for individuals who were recommended by a California institution of higher education or district programs and individuals who completed a credential program outside of California. These data are presented for comparison purposes only. Note: No inference may be made regarding the shortage or surplus of teachers for specific credential areas as information was not available regarding the numbers of teaching positions in each credential area, numbers of credential holders currently serving in schools, or the availability of newly credentialed teachers for vacant positions in schools. The number of subject areas on the single subject and special education credentials and permits is more than the total number of documents issued as some individuals qualified for more than one subject authorization on their document.

Document Name	Subject Area	Initial Preliminary and Clear Credentials	Intern Credentials	Permits	Waivers
Multiple Subject Teaching Credential	General Subjects	6,923	1,290	2,145	91
	Total	6,923	1,290	2,145	91
Single Subject Teaching Credential	Agriculture	63	12	13	1
	Art	239	39	136	2
	Biological Sciences (Specialized)	21	5		
	Business	33	2	30	
	Chemistry (Specialized)	7	4		
	English	1,531	297	494	21
	Foreign Language: American Sign Language	8	9	26	2
	Foreign Language: Arabic	2	1	1	1
	Foreign Language: Armenian	2		2	
	Foreign Language: Cantonese			2	
	Foreign Language: Chinese	1			
	Foreign Language: Filipino	1		1	
	Foreign Language: French	50	6	17	
	Foreign Language: German	9	1	1	
	Foreign Language: Hmong			3	
	Foreign Language: Italian	4	1	2	
	Foreign Language: Japanese	4		3	
	Foreign Language: Korean	5		1	
Foreign Language: Latin	8		3		

TABLE 4
Multiple Subject, Single Subject and Education Specialist Instruction Credentials, Intern Credentials, Permits and Waivers Issued by Subject Area
July 1, 2016 to June 30, 2017

This table provides the number of teaching credentials, intern credentials (district and university), permits (short-term staff, provisional internship, and limited teaching assignment), and waivers issued for multiple subject, single subject, and education specialist credentials. The credential numbers include documents for individuals who were recommended by a California institution of higher education or district programs and individuals who completed a credential program outside of California. These data are presented for comparison purposes only. Note: No inference may be made regarding the shortage or surplus of teachers for specific credential areas as information was not available regarding the numbers of teaching positions in each credential area, numbers of credential holders currently serving in schools, or the availability of newly credentialed teachers for vacant positions in schools. The number of subject areas on the single subject and special education credentials and permits is more than the total number of documents issued as some individuals qualified for more than one subject authorization on their document.

Document Name	Subject Area	Initial Preliminary and Clear Credentials	Intern Credentials	Permits	Waivers
Single Subject Teaching Credential	Foreign Language: Mandarin	44	5	6	1
	Foreign Language: Portuguese			1	
	Foreign Language: Punjabi	3		1	
	Foreign Language: Russian	1			
	Foreign Language: Spanish	305	65	158	10
	Foreign Language: Vietnamese			4	
	General Science (Foundational-Level)	186	80	165	4
	Geosciences (Specialized)	3	1	2	
	Health Science	54	2	84	
	Home Economics	15	4	18	1
	Industrial and Technology Education	20	7	101	1
	Mathematics	722	104	408	44
	Mathematics (Foundational-Level)	285	117	125	2
	Music	336	62	124	5
	Physical Education	509	137	312	20
	Physics (Specialized)	8			
	Science: Biological Sciences	566	124	207	10
	Science: Chemistry	240	63	95	7
	Science: Geosciences	100	21	66	2
	Science: Physics	113	22	74	4
Social Science	1,206	122	278	9	

TABLE 4
Multiple Subject, Single Subject and Education Specialist Instruction Credentials, Intern Credentials, Permits and Waivers Issued by Subject Area
July 1, 2016 to June 30, 2017

This table provides the number of teaching credentials, intern credentials (district and university), permits (short-term staff, provisional internship, and limited teaching assignment), and waivers issued for multiple subject, single subject, and education specialist credentials. The credential numbers include documents for individuals who were recommended by a California institution of higher education or district programs and individuals who completed a credential program outside of California. These data are presented for comparison purposes only. Note: No inference may be made regarding the shortage or surplus of teachers for specific credential areas as information was not available regarding the numbers of teaching positions in each credential area, numbers of credential holders currently serving in schools, or the availability of newly credentialed teachers for vacant positions in schools. The number of subject areas on the single subject and special education credentials and permits is more than the total number of documents issued as some individuals qualified for more than one subject authorization on their document.

Document Name	Subject Area	Initial Preliminary and Clear Credentials	Intern Credentials	Permits	Waivers
Single Subject Teaching Credential	World Language: English Language Development	37		16	
	Total	6,741	1,313	2,980	147
Education Specialist Instruction Credential	Deaf and Hard-of-Hearing	60	12	40	4
	Early Childhood Special Education	233	125	151	35
	Language and Academic Development			3	
	Mild/Moderate Disabilities	2,406	1,275	1,608	64
	Moderate/Severe Disabilities	794	402	851	30
	Physical and Health Impairments		1	29	1
	Visual Impairments	27	24	24	5
	Total	3,520	1,839	2,706	139
Grand Total		17,184	4,442	7,831	377

TABLE 4A
Distribution of English Learner Authorizations Issued on Certificates, Credentials, Intern Credentials, Permits and Waivers
July 1, 2016 to June 30, 2017

The following table provides the following data: (1) Certificates and Preliminary Credentials issued based on completion of preparation for an EL authorization; (2) Intern credentials issued to holders whose EL preparation is in progress; and (3) Permits and Waivers issued prior to preparation being completed for an EL authorization.

Notes:

1. Under SB2042, the EL authorization is embedded in the SB2042 document program. A separate document is not issued.
2. Emergency CLAD and Bilingual Authorization Permits require that individuals also hold an appropriate prerequisite teaching credential.
3. Individuals with Intern credentials may hold an additional teaching credential with an EL/Bilingual Authorization or CLAD certificate.
4. Permits include Emergency CLAD and Bilingual Authorizations Permits as well as Short-Term Staff Permit and Provisional Internship

Authorization	Document Name	Credentials/ Certificates	University and District Intern Credentials	Teaching Permits	Waivers
English Learner Authorization	Crosscultural, Language and Academic Development	1,533		2,061	
	Multiple Subject Teaching Credential	5,324	1,263	1,993	61
	Single Subject Teaching Credential	5,119	1,282	1,558	140
	Education Specialist Instruction Credential	2,603	1,629	2,147	113
	Certificate of Completion of Staff Development - CTE	29			478
Bilingual Authorization	Bilingual, Crosscultural, Language and Academic Development Certificate	1			81
	Multiple Subject Teaching Credential	295	32	24	13
	Single Subject Teaching Credential	149	2	2	2
	Education Specialist Instruction Credential	6			
	Bilingual Authorization Permit			158	
	Educator Authorization	13			
Grand Total		15,072	4,208	7,943	888

TABLE 4B
CLAD, Bilingual Authorization Permits and Waivers and Certificate of Staff Development (CCSD) Waivers Requested by Counties
July 1, 2016 to June 30, 2017

Notes:

* = California Department of Education data
 Not all counties will have permit and waiver data

County #	County	FTE Teachers*	CLAD Permit	Bilingual Authorizations Permit	Bilingual Authorization Waiver	CCSD Waivers
1	Alameda	11,678.6	159	10	13	8
2	Alpine	11.5				
3	Amador	203.3	2			
4	Butte	1,585.6	11			1
5	Calaveras	276.9	3			
6	Colusa	229.7	5			1
7	Contra Costa	8,340.6	85	5		17
8	Del Norte	204.5	4			8
9	El Dorado	1,301.9	13	1	1	
10	Fresno	9,796.6	38	4		30
11	Glenn	309.4	1			
12	Humboldt	956.6	8	1		
13	Imperial	1,696.7	11	2	13	23
14	Inyo	227.9	1			
15	Kern	8,837.1	55			9
16	Kings	1,381.8	21		2	3
17	Lake	464.1	6			
18	Lassen	234.5				
19	Los Angeles	74,117.7	420	49	9	60
20	Madera	1,536.4	4			
21	Marin	1,767.0	17			
22	Mariposa	108.5	1			
23	Mendocino	764.0	10	1	1	3

TABLE 4B
CLAD, Bilingual Authorization Permits and Waivers and Certificate of Staff Development (CCSD) Waivers Requested by Counties
July 1, 2016 to June 30, 2017

Notes:

* = California Department of Education data
 Not all counties will have permit and waiver data

County #	County	FTE Teachers*	CLAD Permit	Bilingual Authorizations Permit	Bilingual Authorization Waiver	CCSD Waivers
24	Merced	2,641.1	5			2
25	Modoc	96.7	1			
26	Mono	113.0	1			
27	Monterey	3,591.5	39	7		1
28	Napa	1,054.6	7			5
29	Nevada	610.7	4			
30	Orange	20,922.6	51	1		13
31	Placer	3,484.9	24			1
32	Plumas	112.3				
33	Riverside	19,070.7	133	5	1	33
34	Sacramento	11,723.4	57	2		13
35	San Benito	515.4	1			
36	San Bernardino	18,263.0	79	4		60
37	San Diego	24,378.7	241	23	4	88
38	San Francisco	3,492.3	71	15	18	12
39	San Joaquin	6,615.4	22			11
40	San Luis Obispo	1,753.7	7			1
41	San Mateo	4,801.0	64	6	1	1
42	Santa Barbara	3,248.9	25		1	
43	Santa Clara	12,903.4	134	17	4	2
44	Santa Cruz	1,838.0	18			
45	Shasta	1,298.7	7			1
46	Sierra	22.1				

TABLE 4B
CLAD, Bilingual Authorization Permits and Waivers and Certificate of Staff Development (CCSD) Waivers Requested by Counties
July 1, 2016 to June 30, 2017

Notes:
 * = California Department of Education data
 Not all counties will have permit and waiver data

County #	County	FTE Teachers*	CLAD Permit	Bilingual Authorizations Permit	Bilingual Authorization Waiver	CCSD Waivers
47	Siskiyou	367.1	4			
48	Solano	2,925.0	66	1	6	4
49	Sonoma	3,603.8	36	1		7
50	Stanislaus	4,736.0	19			6
51	Sutter	1,340.9				
52	Tehama	455.5	3			
53	Trinity	96.5				
54	Tulare	4,834.2	22	1	3	15
55	Tuolumne	346.2	12			
56	Ventura	6,212.9	28	2	4	39
57	Yolo	1,519.8	6			
58	Yuba	684.4				
Grand Total		295,705.3	2,062	158	81	478

TABLE 4C
CLAD, Bilingual Authorization Permits and Waivers and Certificate of Staff Development (CCSD) Waivers Requested by School Districts
July 1, 2016 to June 30, 2017

County	School District	CLAD Permits	BCLAD Permits	BCLAD Waivers	CCSD Waivers
Alameda	ACHIEVE ACADEMY	1			
	ALAMEDA CITY UNIFIED SCHOOL DISTRICT	5			
	ALBANY UNIFIED SCHOOL DISTRICT	2			
	AMERICAN INDIAN PUBLIC HIGH	2			
	ASCEND CHARTER SCHOOL	1			
	ASPIRE BERKELEY MAYNARD ACADEMY	1			
	ASPIRE COLLEGE ACADEMY	1			
	ASPIRE ERES ACADEMY	2			
	ASPIRE GOLDEN STATE COLLEGE PREP ACADEMY	3			
	ASPIRE TRIUMPH TECHNOLOGY ACADEMY	1			
	BERKELEY UNIFIED SCHOOL DISTRICT	1			
	CASTRO VALLEY UNIFIED SCHOOL DISTRICT	2			
	DUBLIN UNIFIED SCHOOL DISTRICT	7			
	EDUCATION FOR CHANGE AT COX ELEMENTARY	3			
	EMERY UNIFIED	1			
	FREMONT UNIFIED SCHOOL DISTRICT	18			
	HAYWARD UNIFIED SCHOOL DISTRICT	10	2	5	1
	KIPP BRIDGE CHARTER	4			
	KIPP KING COLLEGIATE HIGH	3			
	KIPP SUMMIT ACADEMY	3			
	LIVERMORE VALLEY JOINT UNIFIED SCHOOL DISTRICT	2	1	5	
	LPS OAKLAND R AND D CAMPUS	1			
	MISSION VALLEY ROCP				6
	NEW HAVEN UNIFIED SCHOOL DISTRICT	4			
	NEWARK UNIFIED SCHOOL DISTRICT	1			
	OAKLAND UNIFIED SCHOOL DISTRICT	58	7	3	1
OAKLAND UNITY HIGH SCHOOL	3				
OAKLAND UNITY MIDDLE	1				

TABLE 4C
CLAD, Bilingual Authorization Permits and Waivers and Certificate of Staff Development (CCSD) Waivers Requested by School Districts
July 1, 2016 to June 30, 2017

County	School District	CLAD Permits	BCLAD Permits	BCLAD Waivers	CCSD Waivers
Alameda	PIEDMONT CITY UNIFIED SCHOOL DISTRICT	4			
	PLEASANTON UNIFIED SCHOOL DISTRICT	5			
	SAN LEANDRO UNIFIED SCHOOL DISTRICT	4			
	SAN LORENZO UNIFIED SCHOOL DISTRICT	4			
	URBAN MONTESSORI CHARTER	1			
Amador	AMADOR COUNTY OFFICE OF EDUCATION	1			
	AMADOR COUNTY UNIFIED SCHOOL DISTRICT	1			
Butte	BANGOR UNION ELEMENTARY	1			
	BIGGS UNIFIED SCHOOL DISTRICT				1
	BUTTE COUNTY OFFICE OF EDUCATION	1			
	CHICO COUNTRY DAY SCHOOL	6			
	CHICO UNIFIED SCHOOL DISTRICT	2			
	THERMALITO UNION SCHOOL DISTRICT	1			
Calaveras	BRET HARTE UNION HIGH SCHOOL DISTRICT	1			
	MARK TWAIN UNION ELEMENTARY SCHOOL DISTRICT	1			
	VALLECITO UNION ELEMENTARY SCHOOL DISTRICT	1			
Colusa	COLUSA UNIFIED SCHOOL DISTRICT	1			1
	MAXWELL UNIFIED SCHOOL DISTRICT	2			
	PIERCE JOINT UNIFIED SCHOOL DISTRICT	2			
Contra Costa	ACALANES UNION HIGH SCHOOL DISTRICT	1			
	ANTIOCH UNIFIED SCHOOL DISTRICT	10			1
	BRENTWOOD UNION SCHOOL DISTRICT	3			
	LIBERTY UNION HIGH SCHOOL DISTRICT	2			1
	MARTINEZ UNIFIED SCHOOL DISTRICT	1			
	MT. DIABLO UNIFIED SCHOOL DISTRICT	14	5		4
	OAKLEY UNION ELEMENTARY SCHOOL DISTRICT	1			
	ORINDA UNION ELEMENTARY SCHOOL DISTRICT	2			
	PITTSBURG UNIFIED SCHOOL DISTRICT	7			1

TABLE 4C
CLAD, Bilingual Authorization Permits and Waivers and Certificate of Staff Development (CCSD) Waivers Requested by School Districts
July 1, 2016 to June 30, 2017

County	School District	CLAD Permits	BCLAD Permits	BCLAD Waivers	CCSD Waivers
Contra Costa	SAN RAMON VALLEY UNIFIED SCHOOL DISTRICT	5			
	WALNUT CREEK ELEMENTARY	2			
	WEST CONTRA COSTA UNIFIED SCHOOL DISTRICT	37			10
Del Norte	DEL NORTE COUNTY OFFICE OF EDUCATION	1			
	DEL NORTE COUNTY UNIFIED SCHOOL DISTRICT	3			
	EDEN AREA ROP				8
El Dorado	BUCKEYE UNION SCHOOL DISTRICT	1			
	CAMINO UNION ELEMENTARY SCHOOL DISTRICT	1		1	
	EL DORADO COUNTY OFFICE OF EDUCATION	8	1		
	GOLD TRAIL UNION SCHOOL DISTRICT	1			
	RESCUE UNION SCHOOL DISTRICT	2			
Fresno	AMBASSADOR PHILLIP V. SANCHEZ PUBLIC CHARTER	1			
	CENTRAL UNIFIED SCHOOL DISTRICT	2			
	CLOVIS UNIFIED SCHOOL DISTRICT	8			4
	COALINGA/HURON JOINT UNIFIED SCHOOL DISTRICT	4			
	EDISON-BETHUNE CHARTER ACADEMY	1			
	FIREBAUGH-LAS DELTAS UNIFIED SCHOOL DISTRICT				3
	FOWLER UNIFIED SCHOOL DISTRICT				2
	FRESNO COUNTY OFFICE OF EDUCATION	1			
	FRESNO UNIFIED SCHOOL DISTRICT	6	4		7
	GOLDEN PLAINS UNIFIED SCHOOL DISTRICT				1
	KERMAN UNIFIED SCHOOL DISTRICT	1			
	KINGS CANYON JOINT UNIFIED SCHOOL DISTRICT	1			
	KINGSBURG ELEMENTARY CHARTER SCHOOL DISTRICT	2			
	LATON JOINT UNIFIED SCHOOL DISTRICT	2			1
	MENDOTA UNIFIED SCHOOL DISTRICT	1			
PARLIER UNIFIED SCHOOL DISTRICT	1				
RIVERDALE JOINT UNIFIED SCHOOL DISTRICT	2				

TABLE 4C
CLAD, Bilingual Authorization Permits and Waivers and Certificate of Staff Development (CCSD) Waivers Requested by School Districts
July 1, 2016 to June 30, 2017

County	School District	CLAD Permits	BCLAD Permits	BCLAD Waivers	CCSD Waivers
Fresno	SANGER UNIFIED SCHOOL DISTRICT	3			
	VALLEY ROP				12
	WASHINGTON UNIFIED SCHOOL DISTRICT	1			
	WEST PARK ELEMENTARY	1			
Glenn	GLENN COUNTY OFFICE OF EDUCATION	1			
Humboldt	EUREKA CITY UNIFIED SCHOOL DISTRICT	2			
	FUENTE NUEVA CHARTER		1		
	MATTOLE UNIFIED	1			
	MATTOLE VALLEY CHARTER SCHOOL	4			
	MATTOLE VALLEY CHARTER SCHOOL (#159)	1			
Imperial	BRAWLEY ELEMENTARY SCHOOL DISTRICT				1
	BRAWLEY UNION HIGH SCHOOL DISTRICT				4
	CALEXICO UNIFIED SCHOOL DISTRICT	3		1	2
	CALIPATRIA UNIFIED SCHOOL DISTRICT	1			3
	CENTRAL UNION HIGH SCHOOL DISTRICT			1	5
	EL CENTRO ELEMENTARY SCHOOL DISTRICT	2	1	2	
	HEBER ELEMENTARY SCHOOL DISTRICT	1			
	IMAGINE SCHOOLS AT IMPERIAL VALLEY		1	9	
	IMPERIAL UNIFIED SCHOOL DISTRICT				1
	IMPERIAL VALLEY ROP				6
	SAN PASQUAL VALLEY UNIFIED SCHOOL DISTRICT	3			1
WESTMORLAND UNION ELEMENTARY SCHOOL DISTRICT	1				
Inyo	BISHOP UNIFIED SCHOOL DISTRICT	1			
Kern	BAKERSFIELD CITY ELEMENTARY SCHOOL DISTRICT	2			
	BAKERSFIELD CITY SCHOOL DISTRICT	2			
	BEARDSLEY ELEMENTARY	2			
	EL TEJON UNIFIED SCHOOL DISTRICT	2			
	GREENFIELD UNION SCHOOL DISTRICT	3			

TABLE 4C
CLAD, Bilingual Authorization Permits and Waivers and Certificate of Staff Development (CCSD) Waivers Requested by School Districts
July 1, 2016 to June 30, 2017

County	School District	CLAD Permits	BCLAD Permits	BCLAD Waivers	CCSD Waivers
Kern	GRIMMWAY ACADEMY CHARTER SCHOOL	2			1
	KERN COUNTY OFFICE OF EDUCATION	2			
	KERN COUNTY SUPERINTENDENT OF SCHOOLS	1			
	KERN HIGH SCHOOL DISTRICT	2			2
	KERN UNION HIGH SCHOOL DISTRICT	11			3
	LAMONT ELEMENTARY SCHOOL DISTRICT	1			
	MCFARLAND UNIFIED SCHOOL DISTRICT	1			
	MOJAVE UNIFIED SCHOOL DISTRICT	3			
	MUROC JOINT UNIFIED SCHOOL DISTRICT	1			
	NORRIS ELEMENTARY SCHOOL DISTRICT	3			
	PANAMA-BUENA VISTA UNION SCHOOL DISTRICT	4			
	RIDGECREST CHARTER SCHOOL	2			
	ROSEDALE UNION ELEMENTARY SCHOOL DISTRICT	2			
	SOUTHERN KERN UNIFIED SCHOOL DISTRICT	4			3
	STANDARD ELEMENTARY SCHOOL DISTRICT	2			
	TEHACHAPI UNIFIED SCHOOL DISTRICT	1			
	WONDERFUL COLLEGE PREP ACADEMY	2			
	Kings	CENTRAL UNION ELEMENTARY SCHOOL DISTRICT	3		
CORCORAN JOINT UNIFIED SCHOOL DISTRICT		3			
HANFORD ELEMENTARY SCHOOL DISTRICT		4		2	
HANFORD JOINT UNION HIGH SCHOOL DISTRICT		2			2
KINGS VALLEY ACADEMY		1			
LAKESIDE UNION ELEMENTARY SCHOOL DISTRICT		1			
LEMOORE UNION ELEMENTARY SCHOOL DISTRICT		2			
LEMOORE UNION HIGH SCHOOL DISTRICT		2			1
REEF-SUNSET UNIFIED SCHOOL DISTRICT		3			
Lake	KELSEYVILLE UNIFIED	3			
	KONOCTI UNIFIED SCHOOL DISTRICT	1			

TABLE 4C
CLAD, Bilingual Authorization Permits and Waivers and Certificate of Staff Development (CCSD) Waivers Requested by School Districts
July 1, 2016 to June 30, 2017

County	School District	CLAD Permits	BCLAD Permits	BCLAD Waivers	CCSD Waivers
Lake	LAKE COUNTY OFFICE OF EDUCATION	1			
	LUCERNE ELEMENTARY	1			
Los Angeles	ABC UNIFIED SCHOOL DISTRICT	1	1		
	ACCELERATED CHARTER ELEMENTARY		1		
	ACTON-AGUA DULCE UNIFIED SCHOOL DISTRICT	1			
	ALHAMBRA UNIFIED SCHOOL DISTRICT	2			1
	ALLIANCE 6-12 COLLEGE-READY ACADEMY #21	1			
	ALLIANCE COLLEGE-READY MIDDLE ACADEMY NO 4	1			
	ALLIANCE DR OLGA MOHAN HIGH	1			
	ALLIANCE GERTZ-RESSLER RICHARD MERKIN 6-12 COMPLEX	2			
	ALLIANCE JACK H SKIRBALL MIDDLE	3			
	ALLIANCE KORY HUNTER MIDDLE	2			
	ALLIANCE MARC AND EVA STERN MATH AND SCIENCE	1			
	ALLIANCE MARGARET M. BLOOMFIELD TECHNOLOGY ACADEMY HIGH	2			
	ALLIANCE MORGAN MCKINZIE HIGH	1			
	ALLIANCE PATTI AND PETER NEUWIRTH LEADERSHIP ACADEMY	1			
	ANTELOPE VALLEY UNION HIGH SCHOOL DISTRICT	5			2
	APPLE ACADEMY CHARTER PUBLIC	3			
	ARCADIA UNIFIED SCHOOL DISTRICT	1			
	ASPIRE CENTENNIAL COLLEGE PREP ACADEMY	1			
	ASPIRE TITAN ACADEMY	1			
	BONITA UNIFIED SCHOOL DISTRICT	4			
	BRIGHT STAR SECONDARY CHARTER ACADEMY	1			
	BURBANK UNIFIED SCHOOL DISTRICT	5			
	CAMINO NUEVO CHARTER ACADEMY	3			1
	CAMINO NUEVO CHARTER ACADEMY #4	1			5
	CELERITY ACHERNAR CHARTER	1			
	CELERITY NASCENT CHARTER SCHOOL	5			

TABLE 4C
CLAD, Bilingual Authorization Permits and Waivers and Certificate of Staff Development (CCSD) Waivers Requested by School Districts
July 1, 2016 to June 30, 2017

County	School District	CLAD Permits	BCLAD Permits	BCLAD Waivers	CCSD Waivers
Los Angeles	CELERITY TROIKA CHARTER	1			
	CENTINELA VALLEY UNION HIGH SCHOOL DISTRICT	1			2
	CHAMPS - CHARTER HS OF ARTS-MULTIMEDIA & PERFORMING	1			
	CITIZENS OF THE WORLD 2	2			
	CITIZENS OF THE WORLD 3	2			
	CITIZENS OF THE WORLD CHARTER	1			
	CLAREMONT UNIFIED SCHOOL DISTRICT	1			
	COLLEGIATE CHARTER HIGH SCHOOL OF LOS ANGELES	1			
	COMPTON UNIFIED SCHOOL DISTRICT				2
	CROWN PREPARATORY ACADEMY	1			
	CULVER CITY UNIFIED SCHOOL DISTRICT	1	1		
	DESERT SANDS CHARTER	2			
	DESERT SANDS CHARTER HIGH SCHOOL	2			
	DOWNEY UNIFIED SCHOOL DISTRICT	9			
	EAST WHITTIER CITY ELEMENTARY SCHOOL DISTRICT	2			
	EASTSIDE UNION SCHOOL DISTRICT	1			
	EL MONTE CITY SCHOOL DISTRICT	1			
	EL RANCHO UNIFIED SCHOOL DISTRICT	2			
	EL SEGUNDO UNIFIED SCHOOL DISTRICT	3			
	ENDEAVOR COLLEGE PREPARATORY CHARTER	4			
	EQUITAS ACADEMY CHARTER	4			
	EQUITAS ACADEMY CHARTER II	5			
	EXECUTIVE PREPARATORY ACADEMY OF FINANCE	1			
	GABRIELLA CHARTER	2			
	GARVEY ELEMENTARY SCHOOL DISTRICT	1			
	GLENDALE UNIFIED	1	7		
	GLENDALE UNIFIED SCHOOL DISTRICT	1	1		
	GLENDORA UNIFIED SCHOOL DISTRICT	4			

TABLE 4C
CLAD, Bilingual Authorization Permits and Waivers and Certificate of Staff Development (CCSD) Waivers Requested by School Districts
July 1, 2016 to June 30, 2017

County	School District	CLAD Permits	BCLAD Permits	BCLAD Waivers	CCSD Waivers
Los Angeles	GOETHE INTERNATIONAL CHARTER	1	5		
	GRANADA HILLS HIGH SCHOOL	3			
	GREEN DOT PUBLIC CHARTER	9			
	GUIDANCE CHARTER SCHOOL	2			
	HACIENDA LA PUENTE UNIFIED SCHOOL DISTRICT	1			
	HAWTHORNE SCHOOL DISTRICT	3			
	HERMOSA BEACH CITY ELEMENTARY	2			
	IMAGINE ACADEMY				1
	INGLEWOOD UNIFIED SCHOOL DISTRICT	1			
	IVY ACADEMIA CHARTER SCHOOL	1			
	KEPPEL UNION ELEMENTARY SCHOOL DISTRICT	1			
	KEPPEL UNION SCHOOL DISTRICT	2			
	KIPP COMIENZA COMMUNITY PREP	3			
	KIPP EMPOWER ACADEMY	4			
	KIPP IGNITE ACADEMY	1			
	KIPP ILUMINAR ACADEMY	2			
	KIPP LOS ANGELES COLLEGE PREPARATORY	2			
	KIPP PHILOSOPHERS ACADEMY	1			
	KIPP PROMESA PREP	1			
	KIPP RAICES ACADEMY	1			
	KIPP SCHOLAR ACADEMY	1			
	KIPP SOL ACADEMY	1			
	KIPP VIDA PREPARATORY ACADEMY	3			
	LANCASTER ELEMENTARY SCHOOL DISTRICT	1			
	LARCHMONT CHARTER	2			
	LAS VIRGENES UNIFIED SCHOOL DISTRICT	1			
	LAWDALE ELEMENTARY SCHOOL DISTRICT	1			
LITTLE LAKE CITY ELEMENTARY SCHOOL DISTRICT	2				

TABLE 4C
CLAD, Bilingual Authorization Permits and Waivers and Certificate of Staff Development (CCSD) Waivers Requested by School Districts
July 1, 2016 to June 30, 2017

County	School District	CLAD Permits	BCLAD Permits	BCLAD Waivers	CCSD Waivers
Los Angeles	LONG BEACH UNIFIED SCHOOL DISTRICT	10	1	1	1
	LOS ANGELES COUNTY OFFICE OF EDUCATION	14			
	LOS ANGELES LEADERSHIP ACADEMY	2			
	LOS ANGELES UNIFIED SCHOOL DISTRICT	135	19	1	45
	LYNWOOD UNIFIED SCHOOL DISTRICT	1			
	MAGNOLIA SCIENCE ACADEMY 4	2			
	MAGNOLIA SCIENCE ACADEMY 5	1			
	MAGNOLIA SCIENCE ACADEMY 6	1			
	MATH AND SCIENCE COLLEGE PREPARATORY	4			
	MONTEBELLO UNIFIED SCHOOL DISTRICT		1		2
	NEW DESIGNS CHARTER	6			
	NEW HORIZONS CHARTER ACADEMY	1			
	NEWHALL ELEMENTARY SCHOOL DISTRICT	2			
	NORWALK-LA MIRADA UNIFIED SCHOOL DISTRICT	2			
	ODYSSEY CHARTER SCHOOL (CHARTER)	1			
	PALISADES CHARTER HIGH SCHOOL	2			
	PALMDALE ELEMENTARY SCHOOL DISTRICT	6			
	PASADENA UNIFIED SCHOOL DISTRICT	19	10		5
	POMONA UNIFIED SCHOOL DISTRICT	4			
	PUC CALS MIDDLE AND EARLY COLLEGE HIGH	1			
	PUC LAKEVIEW CHARTER ACADEMY	1			
	PUC LAKEVIEW CHARTER HIGH	1			
	PUC TRIUMPH CHARTER ACADEMY AND PUC TRIUMPH CHARTER HIGH	1			
	REDONDO BEACH UNIFIED SCHOOL DISTRICT	7			
	RESOLUTE ACADEMY CHARTER	2			
	RICHARD MERKIN MIDDLE ACADEMY	1			
	RISE KO HYANG MIDDLE	1			
	ROWLAND UNIFIED SCHOOL DISTRICT	9			

TABLE 4C
CLAD, Bilingual Authorization Permits and Waivers and Certificate of Staff Development (CCSD) Waivers Requested by School Districts
July 1, 2016 to June 30, 2017

County	School District	CLAD Permits	BCLAD Permits	BCLAD Waivers	CCSD Waivers
Los Angeles	SAN GABRIEL UNIFIED	2	1		
	SAN MARINO UNIFIED SCHOOL DISTRICT	1			
	SANTA MONICA-MALIBU UNIFIED SCHOOL DISTRICT	2	1		
	STELLA MIDDLE CHARTER ACADEMY	1			
	SULPHUR SPRINGS UNION ELEMENTARY SCHOOL DISTRICT	1			
	TOBINWORLD*	1			
	TODAYS FRESH START CHARTER SCHOOL	2			
	TORRANCE UNIFIED SCHOOL DISTRICT	3			
	USC EAST COLLEGE PREP	1			
	VALLEY CHARTER MIDDLE	1			
	VALOR ACADEMY CHARTER	1			
	VAUGHN NEXT CENTURY LEARNING CENTER	2			
	WEST COVINA UNIFIED SCHOOL DISTRICT	1			
	WHITTIER CITY SCHOOL DISTRICT	1			
	WILLIAM S. HART UNION HIGH SCHOOL DISTRICT	3			
Madera	MADERA UNIFIED SCHOOL DISTRICT	2			
	YOSEMITE UNIFIED SCHOOL DISTRICT	2			
Marin	DIXIE ELEMENTARY SCHOOL DISTRICT	2			
	KENTFIELD ELEMENTARY	1			
	LARKSPUR ELEMENTARY	1			
	MARIN COUNTY OFFICE OF EDUCATION	1			
	MILL VALLEY ELEMENTARY SCHOOL DISTRICT	1			
	NOVATO UNIFIED SCHOOL DISTRICT	3			
	ROSS ELEMENTARY	1			
	ROSS VALLEY SCHOOL DISTRICT	2			
	SAN RAFAEL CITY HIGH SCHOOL DISTRICT	4			
	TAMALPAIS UNION HIGH SCHOOL DISTRICT	1			
Mariposa	MARIPOSA COUNTY UNIFIED SCHOOL DISTRICT	1			

TABLE 4C
CLAD, Bilingual Authorization Permits and Waivers and Certificate of Staff Development (CCSD) Waivers Requested by School Districts
July 1, 2016 to June 30, 2017

County	School District	CLAD Permits	BCLAD Permits	BCLAD Waivers	CCSD Waivers
Mendocino	FORT BRAGG UNIFIED SCHOOL DISTRICT	2			
	LAYTONVILLE UNIFIED SCHOOL DISTRICT				1
	MENDOCINO UNIFIED SCHOOL DISTRICT	1			1
	POINT ARENA JOINT UNION HIGH SCHOOL DISTRICT				1
	UKIAH UNIFIED SCHOOL DISTRICT	6	1	1	
	WILLITS UNIFIED SCHOOL DISTRICT	1			
Merced	LOS BANOS UNIFIED SCHOOL DISTRICT	3			
	MERCED CITY ELEMENTARY SCHOOL DISTRICT	1			
	MERCED COUNTY OFFICE OF EDUCATION				2
	MERCED UNION HIGH SCHOOL DISTRICT	1			
Modoc	MODOC COUNTY OFFICE OF EDUCATION	1			
Mono	EASTERN SIERRA UNIFIED	1			
Monterey	ALISAL UNION ELEMENTARY SCHOOL DISTRICT	2	3		
	CARMEL UNIFIED SCHOOL DISTRICT	2			
	GREENFIELD UNION ELEMENTARY	3			
	KING CITY UNION ELEMENTARY SCHOOL DISTRICT	1			
	MONTEREY PENINSULA UNIFIED SCHOOL DISTRICT	12			
	SALINAS CITY ELEMENTARY	1	4		
	SALINAS UNION HIGH SCHOOL DISTRICT	7			
	SOLEDAD UNIFIED SCHOOL DISTRICT	8			1
	SOUTH MONTEREY COUNTY JOINT UNION HIGH	3			
Napa	CALISTOGA JOINT UNIFIED				1
	NAPA COUNTY OFFICE OF EDUCATION				4
	NAPA VALLEY UNIFIED SCHOOL DISTRICT	7			
Nevada	GRASS VALLEY ELEMENTARY SCHOOL DISTRICT	1			
	NEVADA COUNTY OFFICE OF EDUCATION	2			
	UNION HILL ELEMENTARY	1			
Orange	ANAHEIM ELEMENTARY SCHOOL DISTRICT	2	1		

TABLE 4C
CLAD, Bilingual Authorization Permits and Waivers and Certificate of Staff Development (CCSD) Waivers Requested by School Districts
July 1, 2016 to June 30, 2017

County	School District	CLAD Permits	BCLAD Permits	BCLAD Waivers	CCSD Waivers
Orange	ANAHEIM UNION HIGH SCHOOL DISTRICT	2			1
	CAPISTRANO UNIFIED SCHOOL DISTRICT	1			
	GARDEN GROVE UNIFIED SCHOOL DISTRICT	4			
	HUNTINGTON BEACH CITY ELEMENTARY SCHOOL DISTRICT	2			
	HUNTINGTON BEACH UNION HIGH SCHOOL DISTRICT	2			
	IRVINE UNIFIED SCHOOL DISTRICT	8			
	MAGNOLIA SCIENCE ACADEMY SANTA ANA	2			
	NEWPORT-MESA UNIFIED SCHOOL DISTRICT	2			1
	OCEAN VIEW ELEMENTARY SCHOOL DISTRICT	3			
	ORANGE COUNTY DEPARTMENT OF EDUCATION				1
	ORANGE UNIFIED SCHOOL DISTRICT	3			9
	PLACENTIA-YORBA LINDA UNIFIED SCHOOL DISTRICT	5			
	SADDLEBACK VALLEY UNIFIED SCHOOL DISTRICT	3			
	SANTA ANA UNIFIED SCHOOL DISTRICT	2			1
	TUSTIN UNIFIED SCHOOL DISTRICT	10			
Placer	HORIZON INSTRUCTIONAL SYSTEMS (CHARTER)	1			
	JOHN ADAMS ACADEMY	5			
	PLACER COUNTY OFFICE OF EDUCATION	1			1
	ROCKLIN ACADEMY	3			
	ROCKLIN ACADEMY AT MEYERS STREET	1			
	ROCKLIN ACADEMY GATEWAY	1			
	ROCKLIN UNIFIED SCHOOL DISTRICT	2			
	ROSEVILLE CITY ELEMENTARY SCHOOL DISTRICT	2			
	TAHOE-TRUCKEE UNIFIED SCHOOL DISTRICT	4			
	WESTERN SIERRA COLLEGIATE ACADEMY	4			
Riverside	ALVORD UNIFIED SCHOOL DISTRICT	4			
	BANNING UNIFIED SCHOOL DISTRICT		1		1
	BEAUMONT UNIFIED SCHOOL DISTRICT	2			

TABLE 4C
CLAD, Bilingual Authorization Permits and Waivers and Certificate of Staff Development (CCSD) Waivers Requested by School Districts
July 1, 2016 to June 30, 2017

County	School District	CLAD Permits	BCLAD Permits	BCLAD Waivers	CCSD Waivers
Riverside	COACHELLA VALLEY UNIFIED	8	1		
	CORONA-NORCO UNIFIED SCHOOL DISTRICT	7	2		
	DESERT SANDS UNIFIED SCHOOL DISTRICT	15			4
	HEMET UNIFIED SCHOOL DISTRICT	12			2
	IMAGINE SCHOOLS, RIVERSIDE COUNTY			1	
	JURUPA UNIFIED SCHOOL DISTRICT		1		1
	LAKE ELSINORE UNIFIED SCHOOL DISTRICT	1			
	MENIFEE UNION SCHOOL DISTRICT	6			
	MORENO VALLEY UNIFIED SCHOOL DISTRICT	3			
	MURRIETA VALLEY UNIFIED SCHOOL DISTRICT	1			
	NUVIEW UNION SCHOOL DISTRICT	1			
	PALM SPRINGS UNIFIED SCHOOL DISTRICT	31			4
	PALO VERDE UNIFIED SCHOOL DISTRICT	4			
	RIVER SPRINGS CHARTER	1			
	RIVERSIDE COUNTY OFFICE OF EDUCATION	4			16
	RIVERSIDE UNIFIED SCHOOL DISTRICT	6			2
	SAN JACINTO UNIFIED SCHOOL DISTRICT	6			1
	TEMECULA PREPARATORY SCHOOL (CHARTER)	1			
	TEMECULA VALLEY CHARTER	4			
	TEMECULA VALLEY UNIFIED SCHOOL DISTRICT	12			2
VAL VERDE UNIFIED SCHOOL DISTRICT	4				
Sacramento	ASPIRE ALEXANDER TWILIGHT SECONDARY ACADEMY	2			
	CENTER UNIFIED SCHOOL DISTRICT	1			
	ELK GROVE UNIFIED SCHOOL DISTRICT	9			
	FOLSOM-CORDOVA UNIFIED SCHOOL DISTRICT	4			
	GALT JOINT UNION ELEMENTARY SCHOOL DISTRICT	1			
	NATOMAS UNIFIED SCHOOL DISTRICT	7			6
	PASEO GRANDE CHARTER	1			

TABLE 4C
CLAD, Bilingual Authorization Permits and Waivers and Certificate of Staff Development (CCSD) Waivers Requested by School Districts
July 1, 2016 to June 30, 2017

County	School District	CLAD Permits	BCLAD Permits	BCLAD Waivers	CCSD Waivers
Sacramento	RIVER DELTA UNIFIED SCHOOL DISTRICT	3			
	SACRAMENTO CITY UNIFIED SCHOOL DISTRICT	13	2		1
	SAN JUAN UNIFIED SCHOOL DISTRICT	10			
	TWIN RIVERS UNIFIED SCHOOL DISTRICT	6			6
San Benito	SAN BENITO HIGH SCHOOL DISTRICT	1			
San Bernardino	ALTA VISTA PUBLIC	1			
	ALTA VISTA SOUTH PUBLIC CHARTER	2			
	APPLE VALLEY UNIFIED SCHOOL DISTRICT	1			
	BALDY VIEW ROP				16
	BARSTOW UNIFIED SCHOOL DISTRICT	2			3
	CHAFFEY JOINT UNION HIGH SCHOOL DISTRICT	7			
	COLTON JOINT UNIFIED SCHOOL DISTRICT	3			2
	COLTON REDLANDS YUCAIPA ROP				1
	COLTON-REDLANDS-YUCAIPA ROP				16
	DESERT TRAILS PREPARATORY ACADEMY	1			
	ETIWANDA ELEMENTARY SCHOOL DISTRICT	3			
	FONTANA UNIFIED SCHOOL DISTRICT	2	1		2
	HESPERIA UNIFIED SCHOOL DISTRICT	4			
	LAVERNE ELEMENTARY PREPARATORY ACADEMY	1			
	MOJAVE RIVER ACADEMY	1			
	MORONGO UNIFIED SCHOOL DISTRICT	13			4
	NEEDLES UNIFIED SCHOOL DISTRICT	4			
	NORTON SPACE AND AERONAUTICS ACADEMY			2	
	REDLANDS UNIFIED SCHOOL DISTRICT	4			
	RIALTO UNIFIED SCHOOL DISTRICT	2			9
	RIM OF THE WORLD UNIFIED SCHOOL DISTRICT	1			3
SAN BERNARDINO CITY UNIFIED SCHOOL DISTRICT	3		1		
SAN BERNARDINO COUNTY OFFICE OF EDUCATION	1				1

TABLE 4C
CLAD, Bilingual Authorization Permits and Waivers and Certificate of Staff Development (CCSD) Waivers Requested by School Districts
July 1, 2016 to June 30, 2017

County	School District	CLAD Permits	BCLAD Permits	BCLAD Waivers	CCSD Waivers
San Bernardino	SILVER VALLEY UNIFIED SCHOOL DISTRICT	13			1
	UPLAND UNIFIED SCHOOL DISTRICT	3			
	VICTOR ELEMENTARY SCHOOL DISTRICT	3			
	VICTOR VALLEY UNION HIGH SCHOOL DISTRICT	1			1
	YUCAIPA-CALIMESA JOINT UNIFIED	3			1
San Diego	BONSALL UNIFIED SCHOOL DISTRICT	2			
	BORREGO SPRINGS UNIFIED SCHOOL DISTRICT	1			
	CAJON VALLEY UNION ELEMENTARY SCHOOL DISTRICT	5	1		
	CAJON VALLEY UNION SCHOOL DISTRICT	2			
	CARLSBAD UNIFIED SCHOOL DISTRICT	4			1
	CHULA VISTA ELEMENTARY SCHOOL DISTRICT	2	5		
	CITY HEIGHTS PREPARATORY CHARTER	2			
	CORONADO UNIFIED SCHOOL DISTRICT	1			
	DARNALL E. CHARTER SCHOOL (CHARTER)	1			
	DIEGO HILLS CHARTER	2			
	ELEVATE ELEMENTARY	1			
	ENCINITAS UNION ELEMENTARY SCHOOL DISTRICT	2	1		
	ENCINITAS UNION SCHOOL DISTRICT	1			
	ESCONDIDO UNION ELEMENTARY SCHOOL DISTRICT	12			
	ESCONDIDO UNION HIGH SCHOOL DISTRICT	4			
	ESCONDIDO UNION SCHOOL DISTRICT	2	1		
	FALLBROOK UNION ELEMENTARY SCHOOL DISTRICT	8	1		
	FALLBROOK UNION HIGH SCHOOL DISTRICT	2			2
	GROSSMONT UNION HIGH SCHOOL DISTRICT	2			6
	GUAJOME PARK ACADEMY	1			
	GUAJOME PARK ACADEMY (CHARTER)	2			
	HIGH TECH ELEMENTARY CHULA VISTA	3			
	HIGH TECH HIGH CHARTER SCHOOL	7			

TABLE 4C
CLAD, Bilingual Authorization Permits and Waivers and Certificate of Staff Development (CCSD) Waivers Requested by School Districts
July 1, 2016 to June 30, 2017

County	School District	CLAD Permits	BCLAD Permits	BCLAD Waivers	CCSD Waivers
San Diego	HIGH TECH HIGH CHULA VISTA	1			
	HIGH TECH HIGH NORTH COUNTY	1			
	IFTIN CHARTER	3			
	LAKESIDE UNION ELEMENTARY SCHOOL DISTRICT	3			
	LEMON GROVE ELEMENTARY SCHOOL DISTRICT	4	1		
	MAGNOLIA SCIENCE ACADEMY SAN DIEGO	5			
	MOUNTAIN EMPIRE UNIFIED SCHOOL DISTRICT	2			
	OCEANSIDE UNIFIED SCHOOL DISTRICT	10			
	POWAY UNIFIED SCHOOL DISTRICT	15	1		
	RAMONA UNIFIED SCHOOL DISTRICT	6			2
	SAN DIEGO CITY UNIFIED SCHOOL DISTRICT	54	3		1
	SAN DIEGO COUNTY OFFICE OF EDUCATION	2			
	SAN DIEGO UNIFIED SCHOOL DISTRICT	21	5		31
	SAN DIEGUITO UNION HIGH SCHOOL DISTRICT	2			
	SAN MARCOS UNIFIED SCHOOL DISTRICT	5			4
	SAN PASQUAL UNION SCHOOL DISTRICT	1			
	SAN YSIDRO ELEMENTARY SCHOOL DISTRICT	1			
	SANTEE ELEMENTARY SCHOOL DISTRICT	8			
	SOLANA BEACH ELEMENTARY SCHOOL DISTRICT	3			
	SOUTH BAY UNION SCHOOL DISTRICT	4			
	SWEETWATER UNION HIGH SCHOOL DISTRICT	10	2	3	39
	THE O'FARRELL CHARTER	1			
	VALLECITOS	1			
VALLEY CENTER-PAUMA UNIFIED SCHOOL DISTRICT	3	2	1	2	
VISTA UNIFIED SCHOOL DISTRICT	6				
San Francisco	EDISON CHARTER ACADEMY		1		
	KIPP BAYVIEW ACADEMY	1			
	KIPP SAN FRANCISCO BAY ACADEMY	1			

TABLE 4C
CLAD, Bilingual Authorization Permits and Waivers and Certificate of Staff Development (CCSD) Waivers Requested by School Districts
July 1, 2016 to June 30, 2017

County	School District	CLAD Permits	BCLAD Permits	BCLAD Waivers	CCSD Waivers
San Francisco	KIPP SAN FRANCISCO COLLEGE PREPARATORY	2			
	SAN FRANCISCO UNIFIED SCHOOL DISTRICT	67	14	18	12
San Joaquin	ASPIRE PUBLIC SCHOOLS	1			
	HOLT UNION ELEMENTARY	1			
	JEFFERSON ELEMENTARY SCHOOL DISTRICT	2			
	LODI UNIFIED SCHOOL DISTRICT	2			
	MANTECA UNIFIED SCHOOL DISTRICT	4			1
	RIPON UNIFIED SCHOOL DISTRICT	3			
	SAN JOAQUIN COUNTY OFFICE OF EDUCATION	2			4
	STOCKTON UNIFIED SCHOOL DISTRICT	4			4
	TRACY JOINT UNIFIED SCHOOL DISTRICT	3			1
	TRACY UNIFIED SCHOOL DISTRICT				1
San Luis Obispo	ATASCADERO UNIFIED SCHOOL DISTRICT	2			
	COAST UNIFIED SCHOOL DISTRICT	1			1
	LUCIA MAR UNIFIED	1			
	PASO ROBLES JOINT UNIFIED SCHOOL DISTRICT	1			
	SAN LUIS OBISPO COUNTY OFFICE OF EDUCATION	2			
San Mateo	ASPIRE EAST PALO ALTO CHARTER	2			
	BELMONT-REDWOOD SHORES SCHOOL DISTRICT	2			
	BURLINGAME ELEMENTARY SCHOOL DISTRICT	2			
	CABRILLO UNIFIED SCHOOL DISTRICT	1	3		
	DESIGN TECH HIGH	1			
	JEFFERSON ELEMENTARY SCHOOL DISTRICT	4			
	KIPP EXCELENCIA COMMUNITY PREPARATORY	2			
	MENLO PARK CITY ELEMENTARY SCHOOL DISTRICT	1			
	MILLBRAE ELEMENTARY SCHOOL DISTRICT	2			
	PORTOLA VALLEY ELEMENTARY	1			
	RAVENSWOOD CITY ELEMENTARY SCHOOL DISTRICT	8			

TABLE 4C
CLAD, Bilingual Authorization Permits and Waivers and Certificate of Staff Development (CCSD) Waivers Requested by School Districts
July 1, 2016 to June 30, 2017

County	School District	CLAD Permits	BCLAD Permits	BCLAD Waivers	CCSD Waivers
San Mateo	REDWOOD CITY ELEMENTARY SCHOOL DISTRICT	5	3		
	REDWOOD CITY SCHOOL DISTRICT	5		1	
	SAN BRUNO PARK SCHOOL DISTRICT	2			
	SAN CARLOS ELEMENTARY SCHOOL DISTRICT	2			
	SAN MATEO UNION HIGH SCHOOL DISTRICT	6			
	SAN MATEO-FOSTER CITY SCHOOL DISTRICT	9			
	SEQUOIA UNION HIGH SCHOOL DISTRICT	5			
	SOUTH SAN FRANCISCO UNIFIED SCHOOL DISTRICT	4			1
Santa Barbara	BUELLTON UNION ELEMENTARY SCHOOL DISTRICT	1			
	LOMPOC UNIFIED SCHOOL DISTRICT	12		1	
	ORCUTT UNION ELEMENTARY SCHOOL DISTRICT	2			
	SANTA BARBARA COUNTY OFFICE OF EDUCATION	3			
	SANTA BARBARA UNIFIED SCHOOL DISTRICT	2			
	SANTA MARIA JOINT UNION HIGH SCHOOL DISTRICT	2			
	SANTA MARIA-BONITA SCHOOL DISTRICT	2			
	SANTA YNEZ VALLEY UNION HIGH SCHOOL DISTRICT	1			
Santa Clara	ACE CHARTER	1			
	ACE EMPOWER ACADEMY	2			
	ALUM ROCK UNION ELEMENTARY SCHOOL DISTRICT	11	2		
	BULLIS CHARTER	3			
	CAMPBELL UNION ELEMENTARY SCHOOL DISTRICT	3	2		
	CAMPBELL UNION HIGH SCHOOL DISTRICT	2			
	CUPERTINO UNION SCHOOL DISTRICT	5	1		
	DISCOVERY CHARTER II	1			
	DISCOVERY CHARTER SCHOOL	2			
	EAST SIDE UNION HIGH SCHOOL DISTRICT	8			1
	FRANKLIN-MCKINLEY ELEMENTARY SCHOOL DISTRICT	4			
	FREMONT UNION HIGH SCHOOL DISTRICT	2			

TABLE 4C
CLAD, Bilingual Authorization Permits and Waivers and Certificate of Staff Development (CCSD) Waivers Requested by School Districts
July 1, 2016 to June 30, 2017

County	School District	CLAD Permits	BCLAD Permits	BCLAD Waivers	CCSD Waivers
Santa Clara	GILROY UNIFIED SCHOOL DISTRICT	5	1		
	KIPP HEARTWOOD ACADEMY	3			
	KIPP HERITAGE ACADEMY	2			
	KIPP PRIZE PREPARATORY ACADEMY	2			
	KIPP SAN JOSE COLLEGIATE	2			
	MILPITAS UNIFIED SCHOOL DISTRICT	3	2	1	
	MORGAN HILL UNIFIED SCHOOL DISTRICT	4	2		
	MOUNTAIN VIEW-WHISMAN ELEMENTARY SCHOOL DISTRICT	2			
	MT. PLEASANT SCHOOL DISTRICT	1			
	OAK GROVE ELEMENTARY SCHOOL DISTRICT	1	1		
	PALO ALTO UNIFIED	8			
	PALO ALTO UNIFIED SCHOOL DISTRICT	2	1		
	ROCKETSHIP ACADEMY BRILLIANT MINDS	1			
	ROCKETSHIP ALMA ACADEMY	2			
	ROCKETSHIP DISCOVERY PREP	1			
	ROCKETSHIP FUERZA COMMUNITY PREP	2			
	ROCKETSHIP MATEO SHEEDY ELEMENTARY	2			
	ROCKETSHIP MOSAIC ELEMENTARY	1			
	ROCKETSHIP RISING STARS	6			
	ROCKETSHIP SI SE PUEDE ACADEMY	1			
	ROCKETSHIP SPARK	2			
	SAN JOSE UNIFIED SCHOOL DISTRICT	13	3	3	
	SANTA CLARA COUNTY OFFICE OF EDUCATION	6	1		1
	SANTA CLARA UNIFIED SCHOOL DISTRICT	9			
	SPARK CHARTER	2			
	SUMMIT PUBLIC SCHOOL: DENALI	2			
	SUMMIT PUBLIC SCHOOL: RAINIER	2			
SUNNYVALE ELEMENTARY	3	1			

TABLE 4C
CLAD, Bilingual Authorization Permits and Waivers and Certificate of Staff Development (CCSD) Waivers Requested by School Districts
July 1, 2016 to June 30, 2017

County	School District	CLAD Permits	BCLAD Permits	BCLAD Waivers	CCSD Waivers
Santa Cruz	LIVE OAK ELEMENTARY SCHOOL DISTRICT	1			
	PACIFIC COAST CHARTER SCHOOL	1			
	PAJARO VALLEY UNIFIED SCHOOL DISTRICT	11			
	SAN LORENZO VALLEY UNIFIED SCHOOL DISTRICT	2			
	SCOTTS VALLEY UNIFIED SCHOOL DISTRICT	1			
	SOQUEL UNION ELEMENTARY SCHOOL DISTRICT	2			
Shasta	ANDERSON UNION HIGH SCHOOL DISTRICT	3			
	ENTERPRISE ELEMENTARY SCHOOL DISTRICT	1			
	FALL RIVER JOINT UNIFIED SCHOOL DISTRICT	1			
	GATEWAY UNIFIED SCHOOL DISTRICT	1			1
	REDDING STEM ACADEMY	1			
Siskiyou	DUNSMUIR ELEMENTARY	2			
	SISKIYOU COUNTY OFFICE OF EDUCATION	2			
Solano	BENICIA UNIFIED SCHOOL DISTRICT	5			
	DIXON UNIFIED SCHOOL DISTRICT	2			
	FAIRFIELD-SUISUN UNIFIED SCHOOL DISTRICT	36		2	1
	SOLANO COUNTY OFFICE OF EDUCATION	1			
	TRAVIS UNIFIED SCHOOL DISTRICT	9			
	VACAVILLE UNIFIED SCHOOL DISTRICT	3		3	1
	VALLEJO CITY UNIFIED SCHOOL DISTRICT	10	1	1	2
Sonoma	BELLEVUE UNION ELEMENTARY SCHOOL DISTRICT	2			
	CLOVERDALE UNIFIED		1		
	COTATI-ROHNERT PARK UNIFIED SCHOOL DISTRICT	3			
	FORESTVILLE UNION ELEMENTARY SCHOOL DISTRICT	1			
	HEALDSBURG UNIFIED SCHOOL DISTRICT	2			
	HORICON ELEMENTARY SCHOOL DISTRICT	1			
	PETALUMA JOINT UNION HIGH SCHOOL DISTRICT	1			2
	RINCON VALLEY UNION ELEMENTARY SCHOOL DISTRICT	1			

TABLE 4C
CLAD, Bilingual Authorization Permits and Waivers and Certificate of Staff Development (CCSD) Waivers Requested by School Districts
July 1, 2016 to June 30, 2017

County	School District	CLAD Permits	BCLAD Permits	BCLAD Waivers	CCSD Waivers
Sonoma	SANTA ROSA ELEMENTARY SCHOOL DISTRICT, CITY OF	6			
	SANTA ROSA HIGH SCHOOL DISTRICT, CITY OF	7			4
	SONOMA COUNTY OFFICE OF EDUCATION	6			
	SONOMA VALLEY UNIFIED SCHOOL DISTRICT	4			
	WEST SONOMA COUNTY UNION HIGH SCHOOL DISTRICT	1			
	WINDSOR UNIFIED SCHOOL DISTRICT	1			1
Stanislaus	CERES UNIFIED SCHOOL DISTRICT	4			
	DENAIR UNIFIED SCHOOL DISTRICT	1			
	MODESTO CITY ELEMENTARY SCHOOL DISTRICT	1			
	MODESTO CITY HIGH SCHOOL DISTRICT				4
	MODESTO CITY SCHOOLS	1			
	NEWMAN-CROWS LANDING UNIFIED SCHOOL DISTRICT	1			
	PATTERSON JOINT UNIFIED SCHOOL DISTRICT	4			
	RIVERBANK UNIFIED SCHOOL DISTRICT				1
	STANISLAUS COUNTY OFFICE OF EDUCATION	1			
	STANISLAUS UNION ELEMENTARY SCHOOL DISTRICT	1			
	SYLVAN UNION SCHOOL DISTRICT	2			
	TURLOCK UNIFIED SCHOOL DISTRICT	1			1
	WATERFORD UNIFIED SCHOOL DISTRICT	2			
Tehama	CORNING UNION ELEMENTARY SCHOOL DISTRICT	2			
	RICHFIELD ELEMENTARY	1			
Tulare	BURTON ELEMENTARY SCHOOL DISTRICT			1	
	CRESCENT VALLEY PUBLIC CHARTER	1			
	CUTLER-OROSI UNIFIED SCHOOL DISTRICT	1			1
	DINUBA UNIFIED SCHOOL DISTRICT	2			1
	EARLIMART ELEMENTARY SCHOOL DISTRICT	2			
	EXETER UNIFIED SCHOOL DISTRICT	2			
	FARMERSVILLE UNIFIED SCHOOL DISTRICT				2

TABLE 4C
CLAD, Bilingual Authorization Permits and Waivers and Certificate of Staff Development (CCSD) Waivers Requested by School Districts
July 1, 2016 to June 30, 2017

County	School District	CLAD Permits	BCLAD Permits	BCLAD Waivers	CCSD Waivers
Tulare	LINDSAY UNIFIED SCHOOL DISTRICT	1		1	2
	PORTERVILLE UNIFIED SCHOOL DISTRICT	5	1	1	2
	TULARE CITY ELEMENTARY SCHOOL DISTRICT	1			
	TULARE COUNTY OFFICE OF EDUCATION	1			1
	TULARE JOINT UNION HIGH SCHOOL DISTRICT				1
	VISALIA UNIFIED SCHOOL DISTRICT	5			5
	WOODLAKE UNIFIED SCHOOL DISTRICT	1			
Tuolumne	FOOTHILL LEADERSHIP ACADEMY	1			
	SONORA UNION HIGH	10			
	TUOLUMNE COUNTY OFFICE OF EDUCATION	1			
Ventura	CONEJO VALLEY UNIFIED SCHOOL DISTRICT	2			
	FILLMORE UNIFIED SCHOOL DISTRICT	2			
	MOORPARK UNIFIED SCHOOL DISTRICT	1			
	OJAI UNIFIED SCHOOL DISTRICT	2			
	OXNARD ELEMENTARY SCHOOL DISTRICT	8	1	1	
	OXNARD UNION HIGH SCHOOL DISTRICT	7			4
	RIO ELEMENTARY SCHOOL DISTRICT			3	
	SIMI VALLEY UNIFIED SCHOOL DISTRICT	3			
	SOMIS UNION ELEMENTARY SCHOOL DISTRICT	1			
	UNIVERSITY PREPARATION SCHOOL		1		
	VENTURA COUNTY OFFICE OF EDUCATION				35
	VENTURA UNIFIED SCHOOL DISTRICT	2			
Yolo	DAVIS JOINT UNIFIED SCHOOL DISTRICT	3			
	WOODLAND JOINT UNIFIED SCHOOL DISTRICT	3			
Grand Total		2,062	158	81	478

TABLE 4D
Certificate of Completion of Staff Development
July 1, 2016 to June 30, 2017

Institution Name	Total
CALIFORNIA STATE UNIVERSITY, LONG BEACH	1
PLACER COUNTY OFFICE OF EDUCATION	1
RIVERSIDE COUNTY OFFICE OF EDUCATION	1
UNIVERSITY OF CALIFORNIA, RIVERSIDE	19
No Institution	8
Grand Total	30

TABLE 5A
Distribution of Intern Credentials, Permits and Waivers by County
July 1, 2016 to June 30, 2017

Notes:

1) Since there are no County Code for Statewide Agency, data are not included in this total.

2) Counties with no Intern Credentials, Permits or Waivers are not included in this table.

* = California Department of Education data

County	Intern Credentials - Total	Intern Credentials - Percent	Permits - Total	Permits - Percent	Waivers - Total	Waivers - Percent	Total Interns, Permits and Waivers	Total Number of FTE Teachers*	% of Intern Credentials, Permits and Waivers
Alameda	238	5.5%	493	6.5%	52	12.8%	783	11,678.57	6.7%
Amador	2	0.0%	7	0.1%	0	0.0%	9	203.29	4.4%
Butte	7	0.2%	17	0.2%	1	0.2%	25	1,585.59	1.6%
Calaveras	5	0.1%	10	0.1%	0	0.0%	15	276.93	5.4%
Colusa	8	0.2%	9	0.1%	0	0.0%	17	229.68	7.4%
Contra Costa	151	3.5%	289	3.8%	42	10.4%	482	8,340.56	5.8%
Del Norte	0	0.0%	11	0.1%	0	0.0%	11	204.51	5.4%
El Dorado	11	0.3%	26	0.3%	0	0.0%	37	1,301.94	2.8%
Fresno	229	5.3%	440	5.8%	7	1.7%	676	9,796.56	6.9%
Glenn	6	0.1%	5	0.1%	1	0.2%	12	309.39	3.9%
Humboldt	7	0.2%	21	0.3%	0	0.0%	28	956.61	2.9%
Imperial	45	1.0%	101	1.3%	8	2.0%	154	1,696.74	9.1%
Inyo	4	0.1%	8	0.1%	1	0.2%	13	227.89	5.7%
Kern	281	6.4%	510	6.7%	42	10.4%	833	8,837.11	9.4%
Kings	45	1.0%	82	1.1%	2	0.5%	129	1,381.77	9.3%
Lake	9	0.2%	47	0.6%	0	0.0%	56	464.14	12.1%
Lassen	5	0.1%	20	0.3%	1	0.2%	26	234.50	11.1%
Los Angeles	994	22.8%	1,321	17.4%	71	17.5%	2,386	74,117.71	3.2%
Madera	47	1.1%	82	1.1%	2	0.5%	131	1,536.44	8.5%
Marin	15	0.3%	32	0.4%	0	0.0%	47	1,766.96	2.7%
Mariposa	2	0.0%	5	0.1%	0	0.0%	7	108.53	6.4%
Mendocino	12	0.3%	63	0.8%	8	2.0%	83	764.02	10.9%
Merced	50	1.1%	186	2.5%	0	0.0%	236	2,641.14	8.9%
Modoc	4	0.1%	7	0.1%	0	0.0%	11	96.70	11.4%
Mono	2	0.0%	1	0.0%	0	0.0%	3	112.96	2.7%
Monterey	84	1.9%	214	2.8%	8	2.0%	306	3,591.46	8.5%
Napa	7	0.2%	21	0.3%	7	1.7%	35	1,054.63	3.3%
Nevada	9	0.2%	18	0.2%	1	0.2%	28	610.71	4.6%
Orange	86	2.0%	63	0.8%	0	0.0%	149	20,922.60	0.7%
Placer	16	0.4%	32	0.4%	0	0.0%	48	3,484.92	1.4%
Plumas	3	0.1%	6	0.1%	0	0.0%	9	112.27	8.0%
Riverside	157	3.6%	252	3.3%	14	3.5%	423	19,070.66	2.2%
Sacramento	218	5.0%	254	3.3%	3	0.7%	475	11,723.36	4.1%
San Benito	19	0.4%	21	0.3%	0	0.0%	40	515.44	7.8%
San Bernardino	211	4.8%	344	4.5%	12	3.0%	567	18,262.99	3.1%
San Diego	254	5.8%	411	5.4%	2	0.5%	667	24,378.72	2.7%
San Francisco	62	1.4%	224	3.0%	39	9.6%	325	3,492.31	9.3%

TABLE 5A
Distribution of Intern Credentials, Permits and Waivers by County
July 1, 2016 to June 30, 2017

Notes:

1) Since there are no County Code for Statewide Agency, data are not included in this total.

2) Counties with no Intern Credentials, Permits or Waivers are not included in this table.

* = California Department of Education data

County	Intern Credentials - Total	Intern Credentials - Percent	Permits - Total	Permits - Percent	Waivers - Total	Waivers - Percent	Total Interns, Permits and Waivers	Total Number of FTE Teachers*	% of Intern Credentials, Permits and Waivers
San Joaquin	234	5.4%	313	4.1%	12	3.0%	559	6,615.39	8.4%
San Luis Obispo	15	0.3%	36	0.5%	0	0.0%	51	1,753.71	2.9%
San Mateo	64	1.5%	115	1.5%	2	0.5%	181	4,801.03	3.8%
Santa Barbara	21	0.5%	66	0.9%	2	0.5%	89	3,248.88	2.7%
Santa Clara	212	4.9%	363	4.8%	15	3.7%	590	12,903.37	4.6%
Santa Cruz	23	0.5%	50	0.7%	3	0.7%	76	1,838.02	4.1%
Shasta	16	0.4%	56	0.7%	1	0.2%	73	1,298.69	5.6%
Sierra	1	0.0%	1	0.0%	0	0.0%	2	22.07	9.1%
Siskiyou	3	0.1%	22	0.3%	1	0.2%	26	367.10	7.1%
Solano	69	1.6%	185	2.4%	19	4.7%	273	2,925.04	9.3%
Sonoma	56	1.3%	73	1.0%	10	2.5%	139	3,603.78	3.9%
Stanislaus	88	2.0%	180	2.4%	2	0.5%	270	4,736.01	5.7%
Sutter	23	0.5%	12	0.2%	0	0.0%	35	1,340.91	2.6%
Tehama	6	0.1%	24	0.3%	0	0.0%	30	455.51	6.6%
Trinity	1	0.0%	2	0.0%	0	0.0%	3	96.53	3.1%
Tulare	153	3.5%	312	4.1%	11	2.7%	476	4,834.17	9.8%
Tuolumne	3	0.1%	11	0.1%	0	0.0%	14	346.16	4.0%
Ventura	40	0.9%	60	0.8%	3	0.7%	103	6,212.86	1.7%
Yolo	16	0.4%	36	0.5%	0	0.0%	52	1,519.78	3.4%
Yuba	10	0.2%	16	0.2%	0	0.0%	26	684.44	3.8%
Grand Total	4,359	100.0%	7,586	100.0%	405	100.0%	12,350	295,693.76	4.2%

TABLE 5B
Distribution of Intern Credentials, Permits and Waivers by County and School District
July 1, 2016 to June 30, 2017

* = California Department of Education data

County	School District	Intern Credentials - Total	Permits - Total	Waivers - Total	Total Interns, Permits and Waivers	FTE Teachers*	Fully Credentialed Teachers	% of Intern Credentials, Permits and Waivers	% of Fully Qualified Teachers
Alameda	ACHIEVE ACADEMY	2	1	0	3				
	ALAMEDA CITY UNIFIED SCHOOL DISTRICT	10	19	0	29	585	556	5.0%	95.0%
	ALAMEDA COMMUNITY LEARNING CENTER	0	3	0	3				
	ALAMEDA COUNTY OFFICE OF EDUCATION	5	0	0	5	147	142	3.4%	96.6%
	ALBANY UNIFIED SCHOOL DISTRICT	2	7	0	9	199	190	4.5%	95.5%
	ALTERNATIVES IN ACTION	1	0	0	1				
	AMERICAN INDIAN PUBLIC CHARTER SCHOOL	0	2	0	2				
	AMERICAN INDIAN PUBLIC CHARTER SCHOOL II	4	13	0	17				
	AMERICAN INDIAN PUBLIC HIGH	0	2	0	2				
	ARISE HIGH	1	0	0	1				
	ASCEND CHARTER SCHOOL	1	1	0	2				
	ASPIRE BERKELEY MAYNARD ACADEMY	2	0	0	2				
	ASPIRE COLLEGE ACADEMY	0	1	0	1				
	ASPIRE GOLDEN STATE COLLEGE PREP ACADEMY	1	1	0	2				
	ASPIRE LIONEL WILSON COLLEGE PREP ACADEMY	1	1	0	2				
	ASPIRE MONARCH ACADEMY	1	2	0	3				
	ASPIRE TRIUMPH TECHNOLOGY ACADEMY	0	3	0	3				
	BAY AREA TECHNOLOGY	1	0	0	1				
	BERKELEY UNIFIED SCHOOL DISTRICT	2	6	0	8	641	633	1.2%	98.8%
	CALIFORNIA SCHOOL FOR THE DEAF IN FREMONT	1	2	0	3				
CASTRO VALLEY UNIFIED SCHOOL DISTRICT	8	5	1	14	428	414	3.3%	96.7%	
CHILDRENS LEARNING CENTER	1	0	0	1					

TABLE 5B
Distribution of Intern Credentials, Permits and Waivers by County and School District
July 1, 2016 to June 30, 2017

* = California Department of Education data

County	School District	Intern Credentials - Total	Permits - Total	Waivers - Total	Total Interns, Permits and Waivers	FTE Teachers*	Fully Credentialed Teachers	% of Intern Credentials, Permits and Waivers	% of Fully Qualified Teachers
Alameda	COX ACADEMY	1	0	0	1				
	DOWNTOWN CHARTER ACADEMY BROWN	2	2	0	4				
	DUBLIN UNIFIED SCHOOL DISTRICT	1	8	0	9	500	491	1.8%	98.2%
	EAST BAY INNOVATION ACADEMY	1	4	0	5				
	EAST OAKLAND LEADERSHIP ACADEMY	0	1	0	1				
	EDUCATION FOR CHANGE AT COX ELEMENTARY	2	1	0	3				
	EMERY UNIFIED	0	2	0	2	45	43	4.4%	95.6%
	EPIC CHARTER	1	2	0	3				
	FREMONT UNIFIED SCHOOL DISTRICT	9	14	0	23	1,660	1,637	1.4%	98.6%
	GOLDEN OAK MONTESSORI OF HAYWARD	2	0	0	2				
	HAYWARD UNIFIED SCHOOL DISTRICT	17	37	4	58	1,128	1,070	5.1%	94.9%
	KIPP BRIDGE CHARTER	1	1	0	2				
	KIPP KING COLLEGIATE HIGH	1	3	0	4				
	KIPP SUMMIT ACADEMY	0	2	0	2				
	LAZEAR CHARTER ACADEMY	3	4	0	7				
	LIGHTHOUSE COMMUNITY CHARTER	4	0	0	4				
	LIVERMORE VALLEY CHARTER PREPARATORY HIGH	0	1	0	1				
	LIVERMORE VALLEY JOINT UNIFIED SCHOOL DISTRICT	14	20	1	35	665	630	5.3%	94.7%
	NEA COMMUNITY LEARNING CENTER	0	2	0	2				
	NEW HAVEN UNIFIED SCHOOL DISTRICT	10	18	0	28	562	534	5.0%	95.0%
NEWARK UNIFIED SCHOOL DISTRICT	3	3	0	6	246	240	2.4%	97.6%	
OAKLAND CHARTER ACADEMY	1	5	0	6					

TABLE 5B
Distribution of Intern Credentials, Permits and Waivers by County and School District
July 1, 2016 to June 30, 2017

* = California Department of Education data

County	School District	Intern Credentials - Total	Permits - Total	Waivers - Total	Total Interns, Permits and Waivers	FTE Teachers*	Fully Credentialed Teachers	% of Intern Credentials, Permits and Waivers	% of Fully Qualified Teachers
Alameda	OAKLAND CHARTER HIGH	1	4	0	5				
	OAKLAND MILITARY INSTITUTE	1	2	0	3				
	OAKLAND SCHOOL FOR THE ARTS	1	0	0	1				
	OAKLAND UNIFIED SCHOOL DISTRICT	87	214	42	343	2,944	2,601	11.7%	88.3%
	OAKLAND UNITY HIGH	0	1	0	1				
	OAKLAND UNITY HIGH SCHOOL	3	0	0	3				
	OAKLAND UNITY MIDDLE	0	2	0	2				
	PIEDMONT CITY UNIFIED SCHOOL DISTRICT	1	8	0	9	167	158	5.4%	94.6%
	PLEASANTON UNIFIED SCHOOL DISTRICT	9	13	1	23	668	645	3.4%	96.6%
	REALM CHARTER MIDDLE	1	1	0	2				
	REALM HIGH	1	0	0	1				
	SAN LEANDRO UNIFIED SCHOOL DISTRICT	6	6	0	12	407	395	2.9%	97.1%
	SAN LORENZO UNIFIED SCHOOL DISTRICT	6	31	3	40	585	545	6.8%	93.2%
	SENECA CENTER	3	0	0	3				
	SENECA CENTER - PATHFINDER ACADEMY	0	1	0	1				
	SENECA JAMES BALDWIN ACADEMY	0	1	0	1				
	SPECTRUM CENTER - CAMDEN	0	1	0	1				
	SPECTRUM CENTER - MISSION VALLEY CAMPUS	1	0	0	1				
	SUNOL GLEN UNIFIED SCHOOL DISTRICT	0	1	0	1	14	13	7.4%	92.6%
	VINCENT ACADEMY	0	2	0	2				
YU MING CHARTER	0	6	0	6					
Amador	AMADOR COUNTY OFFICE OF EDUCATION	0	2	0	2	31	29	6.5%	93.5%

TABLE 5B
Distribution of Intern Credentials, Permits and Waivers by County and School District
July 1, 2016 to June 30, 2017

* = California Department of Education data

County	School District	Intern Credentials - Total	Permits - Total	Waivers - Total	Total Interns, Permits and Waivers	FTE Teachers*	Fully Credentialed Teachers	% of Intern Credentials, Permits and Waivers	% of Fully Qualified Teachers
Amador	AMADOR COUNTY UNIFIED SCHOOL DISTRICT	2	5	0	7	173	166	4.1%	95.9%
Butte	ACHIEVE CHARTER SCHOOL OF PARADISE INC	0	1	0	1				
	BIGGS UNIFIED SCHOOL DISTRICT	0	1	0	1				
	BUTTE COUNTY OFFICE OF EDUCATION	2	2	0	4	92	88	4.4%	95.6%
	CHICO UNIFIED SCHOOL DISTRICT	3	9	0	12	677	665	1.8%	98.2%
	FOREST RANCH CHARTER	0	1	0	1				
	IPAKANNI EARLY COLLEGE CHARTER	1	0	0	1				
	OROVILLE CITY ELEMENTARY	0	1	0	1	124	123	0.8%	99.2%
	OROVILLE UNION HIGH SCHOOL DISTRICT	1	1	0	2				
	PARADISE UNIFIED SCHOOL DISTRICT	0	0	1	1	210	209	0.5%	99.5%
	SIERRA SCHOOL OF BUTTE COUNTY	0	1	0	1				
Calaveras	BRET HARTE UNION HIGH SCHOOL DISTRICT	2	1	0	3				
	CALAVERAS COUNTY OFFICE OF EDUCATION	0	1	0	1	34	33	2.9%	97.1%
	CALAVERAS UNIFIED SCHOOL DISTRICT	3	5	0	8	137	129	5.9%	94.1%
	VALLECITO UNION ELEMENTARY SCHOOL DISTRICT	0	3	0	3				
Colusa	COLUSA COUNTY OFFICE OF EDUCATION	1	2	0	3				
	COLUSA UNIFIED SCHOOL DISTRICT	3	2	0	5	74	69	6.8%	93.2%
	MAXWELL UNIFIED SCHOOL DISTRICT	1	1	0	2	20	18	10.1%	89.9%
	PIERCE JOINT UNIFIED SCHOOL DISTRICT	2	2	0	4	67	63	5.9%	94.1%
	WILLIAMS UNIFIED SCHOOL DISTRICT	1	2	0	3	68	65	4.4%	95.6%
Contra Costa	ACALANES UNION HIGH SCHOOL DISTRICT	1	7	0	8	272	264	2.9%	97.1%
	ANOVA CENTER FOR EDUCATION, CONCORD	2	1	0	3				

TABLE 5B
Distribution of Intern Credentials, Permits and Waivers by County and School District
July 1, 2016 to June 30, 2017

* = California Department of Education data

County	School District	Intern Credentials - Total	Permits - Total	Waivers - Total	Total Interns, Permits and Waivers	FTE Teachers*	Fully Credentialed Teachers	% of Intern Credentials, Permits and Waivers	% of Fully Qualified Teachers
Contra Costa	ANTIOCH UNIFIED SCHOOL DISTRICT	10	29	1	40	790	750	5.1%	94.9%
	ASPIRE RICHMOND CA. COLLEGE PREPARATORY ACADEMY	0	1	0	1				
	BRENTWOOD UNION SCHOOL DISTRICT	2	9	0	11				
	CALIBER: BETA ACADEMY	3	2	0	5				
	CLAYTON VALLEY CHARTER HIGH	2	3	0	5				
	CONTRA COSTA COUNTY OFFICE OF EDUCATION	3	7	0	10	256	246	3.9%	96.1%
	CONTRA COSTA SCHOOL OF PERFORMING ARTS	2	0	0	2				
	EAGLES PEAK MONTESSOURI SCHOOL	1	0	0	1				
	JOHN HENRY HIGH	1	4	0	5				
	JOHN SWETT UNIFIED SCHOOL DISTRICT	3	3	1	7	90	83	7.8%	92.2%
	KNIGHTSEN ELEMENTARY SCHOOL DISTRICT	1	0	0	1				
	LAFAYETTE ELEMENTARY SCHOOL DISTRICT	1	1	0	2				
	LEADERSHIP PUBLIC SCHOOLS: RICHMOND	3	3	0	6				
	LIBERTY UNION HIGH SCHOOL DISTRICT	3	4	0	7				
	MAKING WAVES ACADEMY	5	0	0	5				
	MARTINEZ UNIFIED SCHOOL DISTRICT	1	1	0	2	199	197	1.0%	99.0%
	MORAGA ELEMENTARY SCHOOL DISTRICT	3	0	0	3				
	MT. DIABLO UNIFIED SCHOOL DISTRICT	10	70	1	81	1,569	1,488	5.2%	94.8%
	OAKLEY UNION ELEMENTARY SCHOOL DISTRICT	5	15	1	21				
	ORINDA UNION ELEMENTARY SCHOOL DISTRICT	1	1	0	2				
PITTSBURG UNIFIED SCHOOL DISTRICT	14	30	4	48	545	497	8.8%	91.2%	
RICHMOND CHARTER ACADEMY	0	4	0	4					

TABLE 5B
Distribution of Intern Credentials, Permits and Waivers by County and School District
July 1, 2016 to June 30, 2017

* = California Department of Education data

County	School District	Intern Credentials - Total	Permits - Total	Waivers - Total	Total Interns, Permits and Waivers	FTE Teachers*	Fully Credentialed Teachers	% of Intern Credentials, Permits and Waivers	% of Fully Qualified Teachers
Contra Costa	RICHMOND CHARTER ELEMENTARY-BENITO JUAREZ	1	0	0	1				
	ROCKETSHIP FUTURO ACADEMY	1	1	6	8				
	SAN RAMON VALLEY UNIFIED SCHOOL DISTRICT	13	40	1	54	1,439	1,385	3.8%	96.2%
	SENECA FAMILY OF AGENCIES - OLIVERA SCHOOL	1	0	0	1				
	SIERRA SCHOOLS AT ANTIOCH - DIABLO VISTA	0	1	0	1				
	SPECTRUM CENTER - DEANZA	1	0	0	1				
	WALNUT CREEK ELEMENTARY	1	2	0	3	172	169	1.7%	98.3%
	WELLSPRING EDUCATIONAL SERVICES INC	1	0	0	1				
	WEST CONTRA COSTA UNIFIED SCHOOL DISTRICT	55	50	27	132	1,449	1,317	9.1%	90.9%
Del Norte	DEL NORTE COUNTY OFFICE OF EDUCATION	0	8	0	8				
	DEL NORTE COUNTY UNIFIED SCHOOL DISTRICT	0	2	0	2	172	170	1.2%	98.8%
	UNCHARTED SHORES ACADEMY	0	1	0	1				
El Dorado	ASPIRE ALEXANDER TWILIGHT SECONDARY ACADEMY	1	1	0	2				
	ASPIRE PORT CITY ACADEMY	0	1	0	1				
	BLACK OAK MINE UNIFIED SCHOOL DISTRICT	0	7	0	7				
	CAMINO UNION ELEMENTARY SCHOOL DISTRICT	1	1	0	2				
	EL DORADO COUNTY OFFICE OF EDUCATION	0	4	0	4				
	EL DORADO UNION HIGH SCHOOL DISTRICT	5	5	0	10				
	GOLD TRAIL UNION SCHOOL DISTRICT	0	1	0	1				
	GUIDING HANDS, INC.	2	0	0	2				
	LAKE TAHOE UNIFIED SCHOOL DISTRICT	0	1	0	1	208	207	0.5%	99.5%
	OPPORTUNITY ACRES: INDEPENDENT TRAILS	1	0	0	1				

TABLE 5B
Distribution of Intern Credentials, Permits and Waivers by County and School District
July 1, 2016 to June 30, 2017

* = California Department of Education data

County	School District	Intern Credentials - Total	Permits - Total	Waivers - Total	Total Interns, Permits and Waivers	FTE Teachers*	Fully Credentialed Teachers	% of Intern Credentials, Permits and Waivers	% of Fully Qualified Teachers
El Dorado	PIONEER UNION ELEMENTARY SCHOOL DISTRICT	0	1	0	1				
	POLLOCK PINES ELEMENTARY	0	1	0	1				
	RESCUE UNION SCHOOL DISTRICT	1	3	0	4				
Fresno	ALVINA ELEMENTARY (CHARTER)	1	0	0	1				
	BIG PICTURE HIGH SCHOOL - FRESNO	1	6	0	7				
	BURREL UNION ELEMENTARY	4	1	0	5				
	CARTER G. WOODSON CHARTER SCHOOL	1	0	0	1				
	CARUTHERS UNIFIED SCHOOL DISTRICT	3	5	0	8	73	65	11.0%	89.0%
	CENTRAL UNIFIED SCHOOL DISTRICT	17	20	0	37	720	683	5.1%	94.9%
	CLOVIS UNIFIED SCHOOL DISTRICT	25	39	0	64	1,898	1,834	3.4%	96.6%
	COALINGA/HURON JOINT UNIFIED SCHOOL DISTRICT	10	32	0	42				
	CRESCENT VIEW SOUTH CHARTER SCHOOL	0	1	0	1				
	CRESCENT VIEW WEST CHARTER	2	2	0	4				
	EDISON-BETHUNE CHARTER ACADEMY	0	1	0	1				
	FIREBAUGH-LAS DELTAS UNIFIED SCHOOL DISTRICT	6	20	0	26	130	104	20.0%	80.0%
	FOWLER UNIFIED SCHOOL DISTRICT	3	5	0	8	126	118	6.3%	93.7%
	FRESNO COUNTY OFFICE OF EDUCATION	3	6	1	10	219	209	4.6%	95.4%
	FRESNO UNIFIED SCHOOL DISTRICT	78	180	0	258	3,578	3,320	7.2%	92.8%
	GOLDEN PLAINS UNIFIED SCHOOL DISTRICT	7	14	0	21	81	60	26.1%	73.9%
	KERMAN UNIFIED SCHOOL DISTRICT	9	12	0	21	211	190	9.9%	90.1%
	KINGS CANYON JOINT UNIFIED SCHOOL DISTRICT	10	11	0	21	440	419	4.8%	95.2%
KINGSBURG ELEMENTARY CHARTER	1	2	0	3					

TABLE 5B
Distribution of Intern Credentials, Permits and Waivers by County and School District
July 1, 2016 to June 30, 2017

* = California Department of Education data

County	School District	Intern Credentials - Total	Permits - Total	Waivers - Total	Total Interns, Permits and Waivers	FTE Teachers*	Fully Credentialed Teachers	% of Intern Credentials, Permits and Waivers	% of Fully Qualified Teachers
Fresno	KINGSBURG ELEMENTARY CHARTER SCHOOL DISTRICT	3	3	0	6				
	KINGSBURG JOINT UNION HIGH	0	1	0	1	60	59	1.7%	98.3%
	LATON JOINT UNIFIED SCHOOL DISTRICT	1	7	0	8	42	34	19.0%	81.0%
	MENDOTA UNIFIED SCHOOL DISTRICT	5	18	3	26	145	119	17.9%	82.1%
	MONROE ELEMENTARY SCHOOL DISTRICT	0	1	0	1				
	ORANGE CENTER ELEMENTARY SCHOOL DISTRICT	0	2	0	2				
	PACIFIC UNION ELEMENTARY SCHOOL DISTRICT	1	1	0	2				
	PARLIER UNIFIED SCHOOL DISTRICT	4	6	1	11	149	138	7.4%	92.6%
	RAISIN CITY ELEMENTARY SCHOOL DISTRICT	1	1	0	2				
	RIVERDALE JOINT UNIFIED SCHOOL DISTRICT	1	5	0	6	82	76	7.3%	92.7%
	SANGER UNIFIED SCHOOL DISTRICT	17	16	1	34	593	559	5.7%	94.3%
	SCHOOL OF UNLIMITED LEARNING	0	1	0	1				
	SELMA UNIFIED SCHOOL DISTRICT	3	7	0	10	315	305	3.2%	96.8%
	SIERRA CHARTER SCHOOL	0	0	1	1				
	SIERRA UNIFIED SCHOOL DISTRICT	2	0	0	2	70	68	2.9%	97.1%
	VALLEY PREPARATORY ACADEMY CHARTER SCHOOL	0	2	0	2				
	WASHINGTON COLONY ELEMENTARY	1	0	0	1	24	23	4.2%	95.8%
	WASHINGTON UNIFIED SCHOOL DISTRICT	7	8	0	15	155	140	9.7%	90.3%
	WEST PARK ELEMENTARY	1	3	0	4	35	31	11.4%	88.6%
	WESTSIDE ELEMENTARY	1	1	0	2				
Glenn	GLENN COUNTY OFFICE OF EDUCATION	2	1	1	4	46	42	8.6%	91.4%
	HAMILTON UNIFIED	1	1	0	2	38	36	5.3%	94.7%

TABLE 5B
Distribution of Intern Credentials, Permits and Waivers by County and School District
July 1, 2016 to June 30, 2017

* = California Department of Education data

County	School District	Intern Credentials - Total	Permits - Total	Waivers - Total	Total Interns, Permits and Waivers	FTE Teachers*	Fully Credentialed Teachers	% of Intern Credentials, Permits and Waivers	% of Fully Qualified Teachers
Glenn	ORLAND JOINT UNIFIED SCHOOL DISTRICT	1	1	0	2	109	107	1.8%	98.2%
	WILLOWS UNIFIED SCHOOL DISTRICT	2	2	0	4	64	60	6.3%	93.7%
Humboldt	EUREKA CITY UNIFIED SCHOOL DISTRICT	1	8	0	9				
	FORTUNA UNION ELEMENTARY	0	1	0	1				
	FORTUNA UNION HIGH SCHOOL DISTRICT	0	1	0	1				
	FUENTE NUEVA CHARTER	0	1	0	1				
	HUMBOLDT COUNTY OFFICE OF EDUCATION	1	3	0	4	38	34	10.7%	89.3%
	KLAMATH-TRINITY JOINT UNIFIED	0	4	0	4				
	LOLETA UNION ELEMENTARY	1	0	0	1				
	MATTOLE UNIFIED	1	0	0	1	52	51	1.9%	98.1%
	MATTOLE VALLEY CHARTER SCHOOL	1	0	0	1				
	MCKINLEYVILLE UNION ELEMENTARY	1	1	0	2	56	54	3.6%	96.4%
	NORTHERN HUMBOLDT UNION HIGH	0	2	0	2	95	93	2.1%	97.9%
	SOUTH BAY CHARTER	1	0	0	1				
Imperial	BALLINGTON ACADEMY FOR THE ARTS AND SCIENCES	1	4	0	5				
	BRAWLEY ELEMENTARY SCHOOL DISTRICT	6	5	0	11				
	BRAWLEY UNION HIGH SCHOOL DISTRICT	0	6	0	6				
	CALEXICO UNIFIED SCHOOL DISTRICT	10	18	0	28	422	394	6.6%	93.4%
	CALIPATRIA UNIFIED SCHOOL DISTRICT	0	4	1	5	67	62	7.5%	92.5%
	CENTRAL UNION HIGH SCHOOL DISTRICT	5	4	1	10				
	EL CENTRO ELEMENTARY SCHOOL DISTRICT	5	8	1	14				
	HEBER ELEMENTARY SCHOOL DISTRICT	2	4	0	6				

TABLE 5B
Distribution of Intern Credentials, Permits and Waivers by County and School District
July 1, 2016 to June 30, 2017

* = California Department of Education data

County	School District	Intern Credentials - Total	Permits - Total	Waivers - Total	Total Interns, Permits and Waivers	FTE Teachers*	Fully Credentialed Teachers	% of Intern Credentials, Permits and Waivers	% of Fully Qualified Teachers
Imperial	HOLTVILLE UNIFIED SCHOOL DISTRICT	1	6	0	7	85	78	8.3%	91.7%
	IMAGINE SCHOOLS AT IMPERIAL VALLEY	7	16	3	26				
	IMPERIAL COUNTY OFFICE OF EDUCATION	2	13	1	16	45	29	35.7%	64.3%
	MCCABE UNION ELEMENTARY SCHOOL DISTRICT	2	9	0	11				
	SAN PASQUAL VALLEY UNIFIED SCHOOL DISTRICT	1	0	0	1	48	47	2.1%	97.9%
	SEELEY UNION ELEMENTARY SCHOOL DISTRICT	1	1	0	2				
	WESTMORLAND UNION ELEMENTARY SCHOOL DISTRICT	2	3	1	6				
Inyo	BIG PINE UNIFIED SCHOOL DISTRICT	1	2	0	3	13	10	22.9%	77.1%
	BISHOP UNIFIED SCHOOL DISTRICT	2	0	1	3	95	92	3.1%	96.9%
	COLLEGE BRIDGE ACADEMY	0	4	0	4				
	ROUND VALLEY JOINT ELEMENTARY	1	0	0	1				
	THE EDUCATION CORPS	0	2	0	2				
Kern	ARVIN UNION ELEMENTARY SCHOOL DISTRICT	4	18	2	24	144	120	16.7%	83.3%
	BAKERSFIELD CITY ELEMENTARY SCHOOL DISTRICT	66	106	2	174	1,519	1,345	11.5%	88.5%
	BAKERSFIELD CITY SCHOOL DISTRICT	7	28	3	38				
	BEARDSLEY ELEMENTARY	3	2	0	5	90	85	5.5%	94.5%
	BUTTONWILLOW UNION ELEMENTARY SCHOOL DISTRICT	1	0	0	1				
	DELANO JOINT UNION HIGH SCHOOL DISTRICT	10	21	1	32				
	DELANO UNION ELEMENTARY SCHOOL DISTRICT	10	18	0	28				
	EDISON ELEMENTARY SCHOOL DISTRICT	3	2	1	6				
	EL TEJON UNIFIED SCHOOL DISTRICT	2	2	0	4	35	31	11.5%	88.5%
	ELK HILLS ELEMENTARY SCHOOL DISTRICT	2	2	0	4				

TABLE 5B
Distribution of Intern Credentials, Permits and Waivers by County and School District
July 1, 2016 to June 30, 2017

* = California Department of Education data

County	School District	Intern Credentials - Total	Permits - Total	Waivers - Total	Total Interns, Permits and Waivers	FTE Teachers*	Fully Credentialed Teachers	% of Intern Credentials, Permits and Waivers	% of Fully Qualified Teachers
Kern	FAIRFAX ELEMENTARY SCHOOL DISTRICT	7	5	0	12				
	FRUITVALE ELEMENTARY SCHOOL DISTRICT	3	1	0	4				
	GENERAL SHAFTER ELEMENTARY SCHOOL DISTRICT	3	0	0	3				
	GREENFIELD UNION SCHOOL DISTRICT	16	23	2	41				
	GRIMMWAY ACADEMY CHARTER SCHOOL	1	6	0	7				
	KERN COUNTY OFFICE OF EDUCATION	13	19	3	35	308	273	11.4%	88.6%
	KERN COUNTY SUPERINTENDENT OF SCHOOLS	1	5	2	8				
	KERN HIGH SCHOOL DISTRICT	2	18	0	20				
	KERN UNION HIGH SCHOOL DISTRICT	22	35	0	57				
	KERNVILLE UNION ELEMENTARY SCHOOL DISTRICT	4	5	1	10				
	LAKESIDE UNION ELEMENTARY SCHOOL DISTRICT	2	2	0	4				
	LAMONT ELEMENTARY SCHOOL DISTRICT	5	4	0	9				
	LOST HILLS UNION ELEMENTARY SCHOOL DISTRICT	0	6	3	9				
	MAPLE ELEMENTARY SCHOOL DISTRICT	0	1	0	1				
	MARICOPA UNIFIED SCHOOL DISTRICT	2	4	0	6	495	489	1.2%	98.8%
	MCFARLAND UNIFIED SCHOOL DISTRICT	8	5	0	13	153	140	8.5%	91.5%
	MOJAVE UNIFIED SCHOOL DISTRICT	4	4	0	8	136	128	5.9%	94.1%
	MUROC JOINT UNIFIED SCHOOL DISTRICT	3	7	3	13	95	82	13.6%	86.4%
	NORRIS ELEMENTARY SCHOOL DISTRICT	5	5	0	10				
	PANAMA-BUENA VISTA UNION SCHOOL DISTRICT	12	26	0	38				
POND UNION ELEMENTARY	0	2	0	2					
RICHLAND SCHOOL DISTRICT	5	6	1	12					

TABLE 5B
Distribution of Intern Credentials, Permits and Waivers by County and School District
July 1, 2016 to June 30, 2017

* = California Department of Education data

County	School District	Intern Credentials - Total	Permits - Total	Waivers - Total	Total Interns, Permits and Waivers	FTE Teachers*	Fully Credentialed Teachers	% of Intern Credentials, Permits and Waivers	% of Fully Qualified Teachers
Kern	RIDGECREST CHARTER SCHOOL	1	7	0	8				
	RIO BRAVO-GREELEY UNION ELEMENTARY SCHOOL DISTRICT	0	1	1	2				
	ROSEDALE UNION ELEMENTARY SCHOOL DISTRICT	5	8	1	14				
	SEMITROPIC ELEMENTARY	3	1	0	4	11	7	38.1%	61.9%
	SIERRA SANDS UNIFIED SCHOOL DISTRICT	2	14	9	25	233	208	10.7%	89.3%
	SOUTH FORK UNION	1	0	0	1				
	SOUTHERN KERN UNIFIED SCHOOL DISTRICT	3	14	3	20	158	138	12.7%	87.3%
	STANDARD ELEMENTARY SCHOOL DISTRICT	0	15	0	15				
	TAFT CITY ELEMENTARY SCHOOL DISTRICT	8	11	1	20				
	TAFT UNION HIGH SCHOOL DISTRICT	3	3	0	6				
	TEHACHAPI UNIFIED SCHOOL DISTRICT	7	10	1	18	165	147	10.9%	89.1%
	VINELAND SCHOOL DISTRICT	2	7	0	9				
	WASCO UNION ELEMENTARY SCHOOL DISTRICT	12	9	1	22				
	WASCO UNION HIGH SCHOOL DISTRICT	0	7	0	7				
	WONDERFUL COLLEGE PREP ACADEMY	8	15	1	24				
Kings	ARMONA UNION ELEMENTARY SCHOOL DISTRICT	2	0	0	2				
	CALIFORNIA VIRTUAL ACADEMY @ KINGS	1	0	0	1				
	CENTRAL UNION ELEMENTARY SCHOOL DISTRICT	0	1	0	1				
	CORCORAN JOINT UNIFIED SCHOOL DISTRICT	5	20	0	25	164	139	15.3%	84.7%
	HANFORD ELEMENTARY SCHOOL DISTRICT	5	5	0	10				
	HANFORD JOINT UNION HIGH SCHOOL DISTRICT	6	4	1	11				
	ISLAND UNION SCHOOL DISTRICT	1	0	0	1				

TABLE 5B
Distribution of Intern Credentials, Permits and Waivers by County and School District
July 1, 2016 to June 30, 2017

* = California Department of Education data

County	School District	Intern Credentials - Total	Permits - Total	Waivers - Total	Total Interns, Permits and Waivers	FTE Teachers*	Fully Credentialed Teachers	% of Intern Credentials, Permits and Waivers	% of Fully Qualified Teachers
Kings	KINGS COUNTY OFFICE OF EDUCATION	3	8	1	12	39	27	30.8%	69.2%
	KINGS RIVER-HARDWICK UNION ELEMENTARY SCHOOL DISTRICT	0	1	0	1				
	KINGS VALLEY ACADEMY	1	4	0	5				
	KIT CARSON UNION ELEMENTARY SCHOOL DISTRICT	1	2	0	3				
	LAKESIDE UNION ELEMENTARY SCHOOL DISTRICT	1	1	0	2				
	LEMOORE UNION ELEMENTARY SCHOOL DISTRICT	12	9	0	21				
	LEMOORE UNION HIGH SCHOOL DISTRICT	0	8	0	8				
	PIONEER UNION ELEMENTARY SCHOOL DISTRICT	1	2	0	3				
	PIONEER UNION SCHOOL DISTRICT CHARTER	0	1	0	1				
	REEF-SUNSET UNIFIED SCHOOL DISTRICT	6	16	0	22	117	95	18.8%	81.2%
Lake	KELSEYVILLE UNIFIED	3	4	0	7	94	87	7.4%	92.6%
	KONOCTI UNIFIED SCHOOL DISTRICT	4	24	0	28	165	137	17.0%	83.0%
	LAKE COUNTY INTERNATIONAL CHARTER	0	3	0	3				
	LAKE COUNTY OFFICE OF EDUCATION	0	3	0	3	4	1	73.2%	26.8%
	LAKEPORT UNIFIED SCHOOL DISTRICT	1	6	0	7	69	62	10.1%	89.9%
	LUCERNE ELEMENTARY	0	3	0	3				
	MIDDLETOWN UNIFIED SCHOOL DISTRICT	0	3	0	3	78	75	3.8%	96.2%
	UPPER LAKE UNION ELEMENTARY	1	1	0	2				
Lassen	BIG VALLEY JOINT UNIFIED	0	1	0	1				
	FORT SAGE UNIFIED	1	2	0	3	18	15	16.9%	83.1%
	JANESVILLE UNION ELEMENTARY	0	1	0	1				
	JOHNSTONVILLE ELEMENTARY	0	1	0	1				

TABLE 5B
Distribution of Intern Credentials, Permits and Waivers by County and School District
July 1, 2016 to June 30, 2017

* = California Department of Education data

County	School District	Intern Credentials - Total	Permits - Total	Waivers - Total	Total Interns, Permits and Waivers	FTE Teachers*	Fully Credentialed Teachers	% of Intern Credentials, Permits and Waivers	% of Fully Qualified Teachers
Lassen	LASSEN COUNTY OFFICE OF EDUCATION	1	2	0	3	16	13	18.8%	81.3%
	LASSEN UNION HIGH	0	1	0	1	38	37	2.7%	97.3%
	LONG VALLEY CHARTER SCHOOL	0	1	0	1				
	MULTICULTURAL LEARNING CENTER	1	0	0	1				
	RAVENDALE-TERMO ELEMENTARY	1	0	0	1				
	RICHMOND ELEMENTARY	0	1	0	1				
	SUSANVILLE SCHOOL DISTRICT	0	7	1	8				
	WESTWOOD CHARTER SCHOOL	0	1	0	1				
	WESTWOOD UNIFIED SCHOOL DISTRICT	1	2	0	3				
Los Angeles	ABC UNIFIED SCHOOL DISTRICT	0	13	0	13	864	851	1.5%	98.5%
	ACADEMIA AVANCE CHARTER	3	0	0	3				
	ACADEMY FOR ADVANCEMENT OF CHILDREN WITH AUTISM	1	0	0	1				
	ACADEMY OF SCIENCE AND ENGINEERING	0	1	0	1				
	ACCELERATED CHARTER ELEMENTARY	2	1	0	3				
	ACCERLATED SCHOOL (CHARTER)	5	0	0	5				
	ACTON-AGUA DULCE UNIFIED SCHOOL DISTRICT	1	6	0	7	759	752	0.9%	99.1%
	ALHAMBRA SCHOOL DISTRICT	2	0	0	2				
	ALHAMBRA UNIFIED SCHOOL DISTRICT	1	4	0	5	745	740	0.7%	99.3%
	ALLIANCE 6-12 COLLEGE-READY ACADEMY #21	1	0	0	1				
	ALLIANCE ALICE M. BAXTER COLLEGE-READY HIGH	4	1	0	5				
	ALLIANCE CINDY AND BILL SIMON TECHNOLOGY ACADEMY HIGH	1	1	0	2				
	ALLIANCE COLLEGE READY MIDDLE ACADEMY NO 5	0	1	0	1				

TABLE 5B
Distribution of Intern Credentials, Permits and Waivers by County and School District
July 1, 2016 to June 30, 2017

* = California Department of Education data

County	School District	Intern Credentials - Total	Permits - Total	Waivers - Total	Total Interns, Permits and Waivers	FTE Teachers*	Fully Credentialed Teachers	% of Intern Credentials, Permits and Waivers	% of Fully Qualified Teachers
Los Angeles	ALLIANCE COLLEGE READY MIDDLE ACADEMY NO 9	1	0	0	1				
	ALLIANCE COLLEGE-READY ACADEMY HIGH NUMBER 5	1	0	0	1				
	ALLIANCE COLLEGE-READY ACADEMY NO 16	3	0	0	3				
	ALLIANCE COLLEGE-READY MIDDLE ACADEMY 12	1	0	0	1				
	ALLIANCE COLLEGE-READY MIDDLE ACADEMY HIGH 8	2	2	0	4				
	ALLIANCE COLLEGE-READY MIDDLE ACADEMY NO 4	3	1	0	4				
	ALLIANCE DR OLGA MOHAN HIGH	0	1	0	1				
	ALLIANCE FOR COLLEGE-READY PUBLIC SCHOOL	4	1	0	5				
	ALLIANCE GERTZ-RESSLER RICHARD MERKIN 6-12 COMPLEX	1	1	0	2				
	ALLIANCE HEALTH SERVICES ACADEMY HIGH	2	1	0	3				
	ALLIANCE JACK H SKIRBALL MIDDLE	0	3	0	3				
	ALLIANCE MARC AND EVA STERN MATH AND SCIENCE	0	1	0	1				
	ALLIANCE MARGARET M. BLOOMFIELD TECHNOLOGY ACADEMY HIGH	2	0	0	2				
	ALLIANCE OUCHI-O'DONOVAN 6-12 COMPLEX	2	0	0	2				
	ALLIANCE PATTI AND PETER NEUWIRTH LEADERSHIP ACADEMY	0	1	0	1				
	ALLIANCE SUSAN AND ERIC SMIDT TECHNOLOGY HIGH	1	0	0	1				
	ANIMO COLLEGE PREPARATORY ACADEMY	2	0	0	2				
	ANIMO JAMES B TAYLOR CHARTER MIDDLE	2	0	0	2				
	ANIMO LOCKE CHARTER HIGH SCHOOL #1	1	0	0	1				
	ANIMO LOCKE CHARTER HIGH SCHOOL #2	1	0	0	1				
	ANIMO MAE JEMISON CHARTER MIDDLE	1	0	0	1				
	ANIMO RALPH BUNCHE HIGH	1	0	0	1				

TABLE 5B
Distribution of Intern Credentials, Permits and Waivers by County and School District
July 1, 2016 to June 30, 2017

* = California Department of Education data

County	School District	Intern Credentials - Total	Permits - Total	Waivers - Total	Total Interns, Permits and Waivers	FTE Teachers*	Fully Credentialed Teachers	% of Intern Credentials, Permits and Waivers	% of Fully Qualified Teachers
Los Angeles	ANTELOPE VALLEY LEARNING ACADEMY	3	0	0	3				
	ANTELOPE VALLEY UNION HIGH SCHOOL DISTRICT	16	17	1	34	1,085	1,051	3.1%	96.9%
	APEX ACADEMY	1	0	0	1				
	APPLE ACADEMY CHARTER PUBLIC	1	0	0	1				
	ARCADIA UNIFIED SCHOOL DISTRICT	0	3	0	3	415	412	0.7%	99.3%
	ARTS IN ACTION COMMUNITY CHARTER	0	1	0	1				
	ASPIRE ANTONIO MARIA LUGO ACADEMY	0	1	0	1				
	ASPIRE CENTENNIAL COLLEGE PREP ACADEMY	2	3	0	5				
	ASPIRE FIRESTONE ACADEMY CHARTER	0	1	0	1				
	ASPIRE INSKEEP ACADEMY CHARTER	0	1	0	1				
	ASPIRE JUANITA TATE ACADEMY CHARTER	0	2	0	2				
	ASPIRE OLLIN UNIVERSITY PREP ACADEMY	1	2	0	3				
	ASPIRE PACIFIC ACADEMY	0	1	0	1				
	ASSURANCE LEARNING ACADEMY	1	1	0	2				
	AVESON GLOBAL LEADERSHIP ACADEMY	1	0	0	1				
	AZUSA UNIFIED SCHOOL DISTRICT	4	3	0	7	450	443	1.6%	98.4%
	BALDWIN PARK UNIFIED SCHOOL DISTRICT	7	3	0	10	862	852	1.2%	98.8%
	BEACH CITIES LEARNING CENTER MANHATTAN BEACH	1	1	0	2				
	BEACH CITIES LEARNING CENTER PALOS VERDES	1	1	0	2				
	BELLFLOWER UNIFIED SCHOOL DISTRICT	6	1	0	7	594	587	1.2%	98.8%
BERT CORONA CHARTER HIGH SCHOOL	2	0	0	2					
BERT CORONA MIDDLE SCHOOL CHARTER	2	1	0	3					

TABLE 5B
Distribution of Intern Credentials, Permits and Waivers by County and School District
July 1, 2016 to June 30, 2017

* = California Department of Education data

County	School District	Intern Credentials - Total	Permits - Total	Waivers - Total	Total Interns, Permits and Waivers	FTE Teachers*	Fully Credentialed Teachers	% of Intern Credentials, Permits and Waivers	% of Fully Qualified Teachers
Los Angeles	BIRMINGHAM COMMUNITY CHARTER HIGH	2	2	0	4				
	BONITA UNIFIED SCHOOL DISTRICT	2	8	0	10	436	426	2.3%	97.7%
	BRIDGEPORT SCHOOL	1	2	0	3				
	BRIGHT STAR SECONDARY CHARTER ACADEMY	1	3	0	4				
	BURBANK UNIFIED SCHOOL DISTRICT	5	6	0	11	738	727	1.5%	98.5%
	CALIFORNIA COLLEGIATE CHARTER	0	1	0	1				
	CALIFORNIA VIRTUAL ACADEMY @ LOS ANGELES	5	1	0	6				
	CAMINO NUEVO CHARTER ACADEMY	5	6	1	12				
	CAMINO NUEVO CHARTER ACADEMY #4	2	5	2	9				
	CAMINO NUEVO ELEMENTARY #3	0	7	0	7				
	CANYON VIEW SCHOOL	1	1	0	2				
	CAROUSEL SCHOOL	2	1	0	3				
	CELERITY CARDINAL CHARTER	2	0	0	2				
	CELERITY NASCENT CHARTER SCHOOL	1	0	0	1				
	CELERITY PALMATI CHARTER	2	0	0	2				
	CELERITY TROIKA CHARTER	1	0	0	1				
	CENTER FOR LEARNING UNLIMITED	1	0	0	1				
	CENTINELA VALLEY UNION HIGH SCHOOL DISTRICT	3	8	0	11				
	CENTRAL CITY VALUE	1	1	0	2				
	CENTURY COMMUNITY CHARTER SCHOOL	1	0	0	1				
	CHARTER OAK UNIFIED SCHOOL DISTRICT	1	1	0	2	212	210	0.9%	99.1%
CHIME CHARTER SCHOOL	2	0	0	2					

TABLE 5B
Distribution of Intern Credentials, Permits and Waivers by County and School District
July 1, 2016 to June 30, 2017

* = California Department of Education data

County	School District	Intern Credentials - Total	Permits - Total	Waivers - Total	Total Interns, Permits and Waivers	FTE Teachers*	Fully Credentialed Teachers	% of Intern Credentials, Permits and Waivers	% of Fully Qualified Teachers
Los Angeles	CHIMES INSTITUTES SCHWARZENEGGER COMMUNITY	2	2	0	4				
	CITY CHARTER MIDDLE	0	1	0	1				
	CLAREMONT UNIFIED SCHOOL DISTRICT	2	0	0	2	302	300	0.7%	99.3%
	COLLEGIATE CHARTER HIGH SCHOOL OF LOS ANGELES	2	6	0	8				
	COMMUNITY CHARTER EARLY COLLEGE HIGH SCHOOL	1	0	0	1				
	COMMUNITY PREP ACADEMY	0	1	0	1				
	COMPTON UNIFIED SCHOOL DISTRICT	11	22	0	33	1,055	1,022	3.1%	96.9%
	COUTIN SCHOOL	0	2	3	5				
	COVINA-VALLEY UNIFIED SCHOOL DISTRICT	2	1	0	3	543	540	0.6%	99.4%
	CROWN PREPARATORY ACADEMY	2	0	0	2				
	CULVER CITY UNIFIED SCHOOL DISTRICT	2	0	0	2	315	313	0.6%	99.4%
	DA VINCI COMMUNICATIONS HIGH	2	0	0	2				
	DA VINCI DESIGN	1	0	0	1				
	DESERT SANDS CHARTER HIGH SCHOOL	1	0	0	1				
	DISCOVERY CHARTER PREPARATORY SCHOOL	2	2	0	4				
	DOWNEY UNIFIED SCHOOL DISTRICT	7	10	0	17	987	970	1.7%	98.3%
	DOWNTOWN VALUE CHARTER SCHOOL	0	1	1	2				
	DUARTE UNIFIED SCHOOL DISTRICT	7	0	0	7	188	181	3.7%	96.3%
	DUBNOFF	0	2	0	2				
	EAST WHITTIER CITY ELEMENTARY SCHOOL DISTRICT	4	6	0	10				
EASTSIDE UNION SCHOOL DISTRICT	7	12	0	19					
ECF KAYNE - ERAS CENTER	2	1	0	3					

TABLE 5B
Distribution of Intern Credentials, Permits and Waivers by County and School District
July 1, 2016 to June 30, 2017

* = California Department of Education data

County	School District	Intern Credentials - Total	Permits - Total	Waivers - Total	Total Interns, Permits and Waivers	FTE Teachers*	Fully Credentialed Teachers	% of Intern Credentials, Permits and Waivers	% of Fully Qualified Teachers
Los Angeles	EKO MULTI-PURPOSE CENTER INC.	0	0	1	1				
	EL MONTE UNION HIGH SCHOOL DISTRICT	1	2	0	3				
	EL RANCHO UNIFIED SCHOOL DISTRICT	1	7	0	8	384	376	2.1%	97.9%
	EL SEGUNDO UNIFIED SCHOOL DISTRICT	0	1	0	1	158	157	0.6%	99.4%
	ELLIOTT INSTITUTE	1	0	0	1				
	ENDEAVOR COLLEGE PREPARATORY CHARTER	3	7	1	11				
	ENVIRONMENTAL CHARTER MIDDLE SCHOOL	1	1	0	2				
	EQUITAS ACADEMY CHARTER	0	1	0	1				
	EQUITAS ACADEMY CHARTER II	2	0	0	2				
	EXECUTIVE PREPARATORY ACADEMY OF FINANCE	1	0	0	1				
	FENTON AVENUE CHARTER SCHOOL (CHARTER)	1	0	0	1				
	FIVE ACRES THERAPEUTIC SCHOOL	1	0	0	1				
	GABRIELLA CHARTER	2	1	0	3				
	GARVEY ELEMENTARY SCHOOL DISTRICT	0	1	0	1				
	GIRLS ATHLETIC LEADERSHIP SCHOOL LOS ANGELES	1	1	0	2				
	GLENDALE UNIFIED	4	6	0	10	1,161	1,151	0.9%	99.1%
	GLENDORA UNIFIED SCHOOL DISTRICT	2	2	0	4	333	329	1.2%	98.8%
	GLOBAL EDUCATION ACADEMY	1	0	0	1				
	GOETHE INTERNATIONAL CHARTER	0	1	0	1				
	GRANADA HILLS HIGH SCHOOL	1	0	0	1				
GREEN DOT PUBLIC CHARTER	36	43	0	79					
GUIDANCE CHARTER SCHOOL	3	6	1	10					

TABLE 5B
Distribution of Intern Credentials, Permits and Waivers by County and School District
July 1, 2016 to June 30, 2017

* = California Department of Education data

County	School District	Intern Credentials - Total	Permits - Total	Waivers - Total	Total Interns, Permits and Waivers	FTE Teachers*	Fully Credentialed Teachers	% of Intern Credentials, Permits and Waivers	% of Fully Qualified Teachers
Los Angeles	HACIENDA LA PUENTE UNIFIED SCHOOL DISTRICT	6	1	0	7	860	853	0.8%	99.2%
	HAWTHORNE ACADEMY	0	3	0	3				
	HAWTHORNE SCHOOL DISTRICT	1	0	0	1				
	HELP GROUP - NORTH HILLS PREP	0	1	0	1				
	HELP GROUP - SUNRISE	0	1	0	1				
	HELP GROUP - WEST	1	1	0	2				
	HERMOSA BEACH CITY ELEMENTARY	0	2	0	2	63	61	3.2%	96.8%
	HIGH TECH LA	1	0	0	1				
	HILLSIDES EDUCATION CENTER	0	1	0	1				
	HUGHES-ELIZABETH LAKES UNION ELEMENTARY SCHOOL DISTRICT	0	1	0	1				
	ICEF VISTA ELEMENTARY ACADEMY	1	0	0	1				
	ILEAD HYBRID	5	0	0	5				
	ILEAD LANCASTER CHARTER	1	0	0	1				
	INGENIUM CHARTER	1	0	0	1				
	INGLEWOOD UNIFIED SCHOOL DISTRICT	2	4	0	6	603	597	1.0%	99.0%
	INSTITUTE FOR THE RDESIGN OF LEARNING DBA:THE ALMANSOR CENTER	0	1	0	1				
	INSTITUTE FOR THE REDESIGN OF LEARNING DBA:THE ALMANSOR CENTER	1	2	0	3				
	INSTITUTE FOR THE REDESIGN OF LEARNING WESTMORELAND ACADEMY	1	3	0	4				
	IVY ACADEMIA CHARTER SCHOOL	0	2	0	2				
	JAMES JORDAN MIDDLE	1	1	0	2				
KEPPEL UNION ELEMENTARY SCHOOL DISTRICT	1	2	0	3					
KEPPEL UNION SCHOOL DISTRICT	0	3	0	3					

TABLE 5B
Distribution of Intern Credentials, Permits and Waivers by County and School District
July 1, 2016 to June 30, 2017

* = California Department of Education data

County	School District	Intern Credentials - Total	Permits - Total	Waivers - Total	Total Interns, Permits and Waivers	FTE Teachers*	Fully Credentialed Teachers	% of Intern Credentials, Permits and Waivers	% of Fully Qualified Teachers
Los Angeles	KIPP ACADEMY OF INNOVATION	1	5	0	6				
	KIPP ACADEMY OF OPPORTUNITY	2	3	0	5				
	KIPP COMIENZA COMMUNITY PREP	4	4	0	8				
	KIPP EMPOWER ACADEMY	2	1	0	3				
	KIPP IGNITE ACADEMY	1	1	0	2				
	KIPP ILUMINAR ACADEMY	3	3	0	6				
	KIPP LOS ANGELES COLLEGE PREPARATORY	2	8	0	10				
	KIPP PHILOSOPHERS ACADEMY	0	5	0	5				
	KIPP PROMESA PREP	0	1	0	1				
	KIPP RAICES ACADEMY	1	1	0	2				
	KIPP SCHOLAR ACADEMY	1	9	0	10				
	KIPP SOL ACADEMY	1	3	0	4				
	KIPP VIDA PREPARATORY ACADEMY	0	2	0	2				
	LA CANADA UNIFIED SCHOOL DISTRICT	1	0	0	1	187	186	0.5%	99.5%
	LA'S PROMISE CHARTER MIDDLE #1	1	2	0	3				
	LAKEVIEW CHARTER ACADEMY	1	0	0	1				
	LANCASTER ELEMENTARY SCHOOL DISTRICT	15	11	0	26				
	LANCASTER SCHOOL DISTRICT	0	1	0	1				
	LARCHMONT CHARTER	2	0	0	2				
	LAS VIRGENES UNIFIED SCHOOL DISTRICT	1	2	0	3	506	503	0.6%	99.4%
LAWNDALE ELEMENTARY SCHOOL DISTRICT	0	1	0	1					
LEARNING WORKS	1	0	0	1					

TABLE 5B
Distribution of Intern Credentials, Permits and Waivers by County and School District
July 1, 2016 to June 30, 2017

* = California Department of Education data

County	School District	Intern Credentials - Total	Permits - Total	Waivers - Total	Total Interns, Permits and Waivers	FTE Teachers*	Fully Credentialed Teachers	% of Intern Credentials, Permits and Waivers	% of Fully Qualified Teachers
Los Angeles	LEEWAY SCHOOL	3	0	0	3				
	LEROY HAYNES EDUCATIONAL CENTER	1	0	0	1				
	LIBERTAS COLLEGE PREPARATORY CHARTER	3	3	0	6				
	LIFE SOURCE INTERNATIONAL CHARTER	1	0	0	1				
	LIFELINE EDUCATION CHARTER	2	0	0	2				
	LITTLE CITIZENS WESTSIDE ACADEMY	0	2	0	2				
	LITTLE LAKE CITY ELEMENTARY SCHOOL DISTRICT	4	3	0	7				
	LONG BEACH UNIFIED SCHOOL DISTRICT	8	38	2	48	3,151	3,103	1.5%	98.5%
	LOS ANGELES ACADEMY OF ARTS & ENTERPRISE CHARTER	1	5	0	6				
	LOS ANGELES COUNTY OFFICE OF EDUCATION	16	8	0	24	805	781	3.0%	97.0%
	LOS ANGELES LEADERSHIP ACADEMY	0	8	0	8				
	LOS ANGELES UNIFIED SCHOOL DISTRICT	425	622	48	1,095	33,191	32,096	3.3%	96.7%
	LOS NIETOS ELEMENTARY	1	0	0	1				
	LYNWOOD UNIFIED SCHOOL DISTRICT	12	5	0	17	626	609	2.7%	97.3%
	MAGNOLIA SCIENCE ACADEMY	1	2	0	3				
	MAGNOLIA SCIENCE ACADEMY 3	0	1	0	1				
	MAGNOLIA SCIENCE ACADEMY 4	1	0	0	1				
	MAGNOLIA SCIENCE ACADEMY BELL	2	0	0	2				
	MANHATTAN BEACH UNIFIED SCHOOL DISTRICT	2	0	0	2	286	284	0.7%	99.3%
	MATH AND SCIENCE COLLEGE PREPARATORY	0	2	0	2				
MISSION VIEW PUBLIC	3	1	0	4					
MONROVIA UNIFIED SCHOOL DISTRICT	3	1	0	4	265	261	1.5%	98.5%	

TABLE 5B
Distribution of Intern Credentials, Permits and Waivers by County and School District
July 1, 2016 to June 30, 2017

* = California Department of Education data

County	School District	Intern Credentials - Total	Permits - Total	Waivers - Total	Total Interns, Permits and Waivers	FTE Teachers*	Fully Credentialed Teachers	% of Intern Credentials, Permits and Waivers	% of Fully Qualified Teachers
Los Angeles	MONSEÑOR OSCAR ROMERO CHARTER MIDDLE	1	0	0	1				
	MONTAGUE CHARTER ACADEMY (CHARTER)	0	1	0	1				
	MONTEBELLO UNIFIED SCHOOL DISTRICT	4	6	0	10	1,120	1,110	0.9%	99.1%
	MULTICULTURAL LEARNING CENTER	0	1	0	1				
	N.E.W. ACADEMY OF SCIENCE AND ARTS	1	0	0	1				
	NEW DESIGNS CHARTER	0	1	4	5				
	NEW LOS ANGELES CHARTER SCHOOL	1	0	0	1				
	NEW VILLAGE CHARTER HIGH	0	3	0	3				
	NEW WEST CHARTER MIDDLE SCHOOL	2	0	0	2				
	NEWHALL ELEMENTARY SCHOOL DISTRICT	2	2	0	4				
	NORTH VALLEY MILITARY INSTITUTE COLLEGE PREPARATORY ACADEMY	0	1	0	1				
	NORWALK-LA MIRADA UNIFIED SCHOOL DISTRICT	5	0	0	5	814	809	0.6%	99.4%
	NUEVA ESPERANZA CHARTER ACADEMY	1	0	0	1				
	OCEAN CHARTER SCHOOL	1	0	0	1				
	ODYSSEY CHARTER SCHOOL (CHARTER)	1	0	1	2				
	OPPORTUNITIES FOR LEARNING BALDWIN PARK	3	0	0	3				
	OPTIONS FOR YOUTH	9	0	0	9				
	PALISADES CHARTER HIGH SCHOOL	1	0	0	1				
	PALMDALE AEROSPACE ACADEMY	0	1	0	1				
	PALMDALE ELEMENTARY SCHOOL DISTRICT	16	23	0	39				
PALMDALE SCHOOL DISTRICT	5	7	0	12					
PARA LOS NINOS	4	6	1	11					

TABLE 5B
Distribution of Intern Credentials, Permits and Waivers by County and School District
July 1, 2016 to June 30, 2017

* = California Department of Education data

County	School District	Intern Credentials - Total	Permits - Total	Waivers - Total	Total Interns, Permits and Waivers	FTE Teachers*	Fully Credentialed Teachers	% of Intern Credentials, Permits and Waivers	% of Fully Qualified Teachers
Los Angeles	PARA LOS NINOS EVELYN THURMAN GRATTS PRIMARY	2	0	0	2				
	PARAMOUNT UNIFIED SCHOOL DISTRICT	6	1	0	7	760	753	0.9%	99.1%
	PASADENA ROSEBUD ACADEMY MIDDLE	1	0	0	1				
	PASADENA UNIFIED SCHOOL DISTRICT	7	14	0	21	853	832	2.5%	97.5%
	PERSONAL COACHING SYSTEMS	0	1	0	1				
	POMONA UNIFIED SCHOOL DISTRICT	12	0	0	12	1,811	1,799	0.7%	99.3%
	PORT OF LOS ANGELES HIGH	2	0	0	2				
	PREPA TEC - LOS ANGELES	1	0	0	1				
	PUC CALS MIDDLE AND EARLY COLLEGE HIGH	2	6	1	9				
	PUC COMMUNITY CHARTER MIDDLE AND PUC COMMUNITY CHARTER EARLY COL...	4	3	0	7				
	PUC EXCEL CHARTER ACADEMY	0	2	0	2				
	PUC INSPIRE CHARTER ACADEMY	3	4	1	8				
	PUC LAKEVIEW CHARTER ACADEMY	0	3	0	3				
	PUC LAKEVIEW CHARTER HIGH	1	2	0	3				
	PUC MILAGRO CHARTER	0	1	0	1				
	PUC NUEVA ESPERANZA CHARTER ACADEMY	0	4	0	4				
	PUC SANTA ROSA CHARTER ACADEMY	0	2	0	2				
	PUC TRIUMPH ACADEMY	0	1	0	1				
	PUC TRIUMPH CHARTER ACADEMY AND PUC TRIUMPH CHARTER HIGH	1	11	0	12				
	REDONDO BEACH UNIFIED SCHOOL DISTRICT	1	0	0	1	426	425	0.2%	99.8%
RENAISSANCE ARTS ACADEMY	5	0	0	5					
RESOLUTE ACADEMY CHARTER	0	2	1	3					

TABLE 5B
Distribution of Intern Credentials, Permits and Waivers by County and School District
July 1, 2016 to June 30, 2017

* = California Department of Education data

County	School District	Intern Credentials - Total	Permits - Total	Waivers - Total	Total Interns, Permits and Waivers	FTE Teachers*	Fully Credentialed Teachers	% of Intern Credentials, Permits and Waivers	% of Fully Qualified Teachers
Los Angeles	RISE KO HYANG MIDDLE	1	2	0	3				
	ROWLAND UNIFIED SCHOOL DISTRICT	1	24	0	25	612	587	4.1%	95.9%
	SAN GABRIEL UNIFIED	1	0	0	1	325	324	0.3%	99.7%
	SAN MARINO UNIFIED SCHOOL DISTRICT	2	2	0	4	154	150	2.6%	97.4%
	SANTA MONICA-MALIBU UNIFIED SCHOOL DISTRICT	1	7	0	8	561	553	1.4%	98.6%
	SANTA ROSA CHARTER ACADEMY	1	0	0	1				
	SAUGUS UNION ELEMENTARY SCHOOL DISTRICT	0	1	0	1				
	SAUGUS UNION SCHOOL DISTRICT	0	2	0	2				
	SCHOOL OF ARTS AND ENTERPRISE	3	0	0	3				
	SMART START	0	2	0	2				
	SOLEDAD ENRICHMENT ACTION CHARTER SCHOOL	0	1	0	1				
	SOUTH BAY HIGH SCHOOL	0	2	0	2				
	SOUTH WHITTIER ELEMENTARY SCHOOL DISTRICT	1	1	0	2				
	SPECTRUM CENTER - DOWNEY	1	0	0	1				
	SPECTRUM CENTER - LONG BEACH MIDDLE COUNTRY CLUB	1	0	0	1				
	SPECTRUM CENTER SCHOOLS - INGLEWOOD MIDDLE/HIGH	0	1	0	1				
	STEM 3 ACADEMY	0	9	0	9				
	STONE RIDGE ACADEMY	0	5	0	5				
	SULPHUR SPRINGS UNION ELEMENTARY SCHOOL DISTRICT	1	3	0	4				
	SUMMIT PREPARATORY CHARTER	2	1	0	3				
SUMMIT VIEW SCHOOL	1	2	0	3					
SUMMIT VIEW WESTSIDE SCHOOL	0	5	0	5					

TABLE 5B
Distribution of Intern Credentials, Permits and Waivers by County and School District
July 1, 2016 to June 30, 2017

* = California Department of Education data

County	School District	Intern Credentials - Total	Permits - Total	Waivers - Total	Total Interns, Permits and Waivers	FTE Teachers*	Fully Credentialed Teachers	% of Intern Credentials, Permits and Waivers	% of Fully Qualified Teachers
Los Angeles	SUNRISE SCHOOL	0	4	0	4				
	SWITZER LEARNING CENTER	3	0	0	3				
	SYNERGY CHARTER ACADEMY	1	2	0	3				
	SYNERGY KINETIC ACADEMY	2	1	0	3				
	SYNERGY QUANTUM ACADEMY	5	2	0	7				
	TEACH ACADEMY OF TECHNOLOGIES	2	0	0	2				
	TEMPLE CITY UNIFIED SCHOOL DISTRICT	1	0	0	1	253	252	0.4%	99.6%
	THG WEST	0	7	0	7				
	TOBINWORLD*	1	5	0	6				
	TORRANCE UNIFIED SCHOOL DISTRICT	2	3	0	5	1,096	1,091	0.5%	99.5%
	TOTAL EDUCATION SOLUTIONS	0	1	0	1				
	TRIUMPH ACADEMY	0	1	0	1				
	USC EAST COLLEGE PREP	1	1	0	2				
	USC HYBRID HIGH	0	2	0	2				
	VALOR ACADEMY CHARTER	2	0	0	2				
	VIEW PARK PREPARATORY ACCELERATED CHARTER	2	1	0	3				
	VILLA ESPERANZA SERVICES	1	0	0	1				
	VILLAGE GLEN SCHOOL	2	4	0	6				
	VISTA SCHOOL	0	2	0	2				
	WALLIS ANNENBERG HIGH	0	1	1	2				
WALNUT VALLEY UNIFIED SCHOOL DISTRICT	0	2	0	2	620	618	0.3%	99.7%	
WATTS LEARNING CENTER (CHARTER)	6	0	0	6					

TABLE 5B
Distribution of Intern Credentials, Permits and Waivers by County and School District
July 1, 2016 to June 30, 2017

* = California Department of Education data

County	School District	Intern Credentials - Total	Permits - Total	Waivers - Total	Total Interns, Permits and Waivers	FTE Teachers*	Fully Credentialed Teachers	% of Intern Credentials, Permits and Waivers	% of Fully Qualified Teachers
Los Angeles	WEST COVINA UNIFIED SCHOOL DISTRICT	6	0	0	6	631	625	1.0%	99.0%
	WESTSIDE UNION ELEMENTARY SCHOOL DISTRICT	11	1	0	12				
	WESTSIDE UNION SCHOOL DISTRICT	2	4	0	6				
	WHITTIER CITY SCHOOL DISTRICT	0	5	0	5				
	WILLIAM S. HART UNION HIGH SCHOOL DISTRICT	8	10	0	18				
	WILSONA SCHOOL DISTRICT	1	3	0	4				
	YOUNG LEARNERS PRESCHOOL & EARLY INTERVENTION	0	1	0	1				
	YPI VALLEY PUBLIC CHARTER HIGH	0	1	0	1				
Madera	ALVIEW-DAIRYLAND UNION ELEMENTARY	0	1	0	1				
	BASS LAKE JOINT UNION ELEMENTARY SCHOOL DISTRICT	1	0	0	1	45	44	2.2%	97.8%
	CHAWANAKEE UNIFIED	4	1	0	5	53	48	9.4%	90.6%
	CHOWCHILLA ELEMENTARY SCHOOL DISTRICT	3	2	1	6				
	CHOWCHILLA UNION HIGH SCHOOL DISTRICT	1	2	0	3				
	EZEQUIEL TAFOYA ALVARADO ACADEMY	1	0	0	1				
	GOLDEN VALLEY UNIFIED SCHOOL DISTRICT	1	2	0	3	97	94	3.1%	96.9%
	MADERA COUNTY OFFICE OF EDUCATION	1	15	1	17	72	55	23.6%	76.4%
	MADERA UNIFIED SCHOOL DISTRICT	34	54	0	88	987	899	8.9%	91.1%
	RAYMOND-KNOWLES UNION ELEMENTARY	0	3	0	3	6	3	50.0%	50.0%
	SHERMAN THOMAS CHARTER SCHOOL	1	1	0	2				
	YOSEMITE UNIFIED SCHOOL DISTRICT	0	1	0	1	107	106	0.9%	99.1%
Marin	ANOVA CENTER FOR EDUCATION	0	3	0	3				
	DIXIE ELEMENTARY SCHOOL DISTRICT	0	2	0	2				

TABLE 5B
Distribution of Intern Credentials, Permits and Waivers by County and School District
July 1, 2016 to June 30, 2017

* = California Department of Education data

County	School District	Intern Credentials - Total	Permits - Total	Waivers - Total	Total Interns, Permits and Waivers	FTE Teachers*	Fully Credentialed Teachers	% of Intern Credentials, Permits and Waivers	% of Fully Qualified Teachers
Marin	IRENE M HUNT SCHOOL OF MARIN	0	2	0	2				
	LARKSPUR ELEMENTARY	0	2	0	2				
	MARIN COUNTY OFFICE OF EDUCATION	0	1	0	1	29	28	3.5%	96.5%
	MILL VALLEY ELEMENTARY SCHOOL DISTRICT	0	4	0	4				
	NOVATO UNIFIED SCHOOL DISTRICT	5	5	0	10	404	394	2.5%	97.5%
	OAK HILL SCHOOL	1	1	0	2				
	REED UNION ELEMENTARY	1	1	0	2	82	80	2.5%	97.5%
	ROSS VALLEY SCHOOL DISTRICT	1	3	0	4				
	SAN RAFAEL CITY ELEMENTARY SCHOOL DISTRICT	3	3	0	6				
	SAN RAFAEL CITY HIGH SCHOOL DISTRICT	2	2	0	4				
	SHORELINE UNIFIED	0	2	0	2	41	39	4.8%	95.2%
	STAR ACADEMY	0	1	0	1				
	TAMALPAIS UNION HIGH SCHOOL DISTRICT	1	0	0	1				
	WILLOW CREEK ACADEMY	1	0	0	1				
Mariposa	MARIPOSA COUNTY OFFICE OF EDUCATION	0	1	0	1	6	5	16.7%	83.3%
	MARIPOSA COUNTY UNIFIED SCHOOL DISTRICT	2	3	0	5	103	98	4.9%	95.1%
	SIERRA FOOTHILL CHARTER	0	1	0	1				
Mendocino	ACCELERATED ACHIEVEMENT ACADEMY	0	2	0	2				
	ANDERSON VALLEY UNIFIED	0	4	0	4	36	32	11.0%	89.0%
	ARENA UNION ELEMENTARY SCHOOL DISTRICT	0	0	1	1	22	21	4.5%	95.5%
	FORT BRAGG UNIFIED SCHOOL DISTRICT	1	14	0	15	110	95	13.6%	86.4%
	LAYTONVILLE UNIFIED SCHOOL DISTRICT	0	4	0	4	25	21	15.8%	84.2%

TABLE 5B
Distribution of Intern Credentials, Permits and Waivers by County and School District
July 1, 2016 to June 30, 2017

* = California Department of Education data

County	School District	Intern Credentials - Total	Permits - Total	Waivers - Total	Total Interns, Permits and Waivers	FTE Teachers*	Fully Credentialed Teachers	% of Intern Credentials, Permits and Waivers	% of Fully Qualified Teachers
Mendocino	LEGGETT VALLEY UNIFIED	1	1	0	2	11	9	17.9%	82.1%
	MENDOCINO COUNTY OFFICE OF EDUCATION	2	2	0	4	9	5	45.5%	54.5%
	PACIFIC COMMUNITY CHARTER SCHOOL	0	2	0	2				
	POINT ARENA JOINT UNION HIGH SCHOOL DISTRICT	0	2	2	4				
	POTTER VALLEY COMMUNITY UNIFIED	1	3	0	4	19	15	21.5%	78.5%
	RIVER OAK PUBLIC CHARTER SCHOOL	0	1	0	1				
	ROUND VALLEY UNIFIED SCHOOL DISTRICT	1	5	2	8	29	21	27.4%	72.6%
	UKIAH UNIFIED SCHOOL DISTRICT	6	20	3	29	348	319	8.3%	91.7%
	WILLITS UNIFIED SCHOOL DISTRICT	0	3	0	3	98	95	3.1%	96.9%
Merced	ATWATER ELEMENTARY SCHOOL DISTRICT	0	14	0	14	189	175	7.4%	92.6%
	BALLICO-CRESSEY ELEMENTARY SCHOOL DISTRICT	2	2	0	4	22	18	18.5%	81.5%
	DELHI UNIFIED SCHOOL DISTRICT	3	5	0	8	142	134	5.6%	94.4%
	DOS PALOS ORO LOMA JOINT UNIFIED SCHOOL DISTRICT	0	2	0	2				
	DOS PALOS ORO-LOMA JOINT UNIFIED SCHOOL DISTRICT	3	9	0	12				
	EL NIDO ELEMENTARY SCHOOL DISTRICT	0	1	0	1				
	GREEN VALLEY CHARTER	2	2	0	4				
	GUSTINE UNIFIED SCHOOL DISTRICT	2	13	0	15	87	72	17.2%	82.8%
	HILMAR UNIFIED SCHOOL DISTRICT	0	3	0	3	119	116	2.5%	97.5%
	LOS BANOS UNIFIED SCHOOL DISTRICT	15	42	0	57	425	368	13.4%	86.6%
	MCSWAIN UNION ELEMENTARY SCHOOL DISTRICT	1	2	0	3				
	MERCED CITY ELEMENTARY SCHOOL DISTRICT	3	28	0	31				
MERCED COUNTY OFFICE OF EDUCATION	8	15	0	23	98	75	23.4%	76.6%	

TABLE 5B
Distribution of Intern Credentials, Permits and Waivers by County and School District
July 1, 2016 to June 30, 2017

* = California Department of Education data

County	School District	Intern Credentials - Total	Permits - Total	Waivers - Total	Total Interns, Permits and Waivers	FTE Teachers*	Fully Credentialed Teachers	% of Intern Credentials, Permits and Waivers	% of Fully Qualified Teachers
Merced	MERCED RIVER UNION ELEMENTARY SCHOOL DISTRICT	0	1	0	1				
	MERCED UNION HIGH SCHOOL DISTRICT	8	32	0	40				
	PLANADA ELEMENTARY SCHOOL DISTRICT SCHOOL DISTRICT	1	3	0	4				
	WEAVER UNION SCHOOL DISTRICT	2	5	0	7				
	WINTON ELEMENTARY SCHOOL DISTRICT	0	7	0	7				
Modoc	MODOC COUNTY OFFICE OF EDUCATION	3	3	0	6	12	6	50.0%	50.0%
	MODOC JOINT UNIFIED SCHOOL DISTRICT	1	1	0	2	48	46	4.2%	95.8%
	SURPRISE VALLEY JOINT UNIFIED SCHOOL DISTRICT	0	2	0	2	10	8	19.5%	80.5%
	TULELAKE BASIN JOINT UNIFIED	0	1	0	1	27	26	3.7%	96.3%
Mono	EASTERN SIERRA UNIFIED	2	0	0	2	33	31	6.1%	93.9%
	MAMMOTH UNIFIED	0	1	0	1	63	62	1.6%	98.4%
Monterey	ALISAL UNION ELEMENTARY SCHOOL DISTRICT	7	42	4	53	356	303	14.9%	85.1%
	CARMEL UNIFIED SCHOOL DISTRICT	0	2	0	2	164	162	1.2%	98.8%
	CHUALAR UNION ELEMENTARY	0	2	0	2				
	GONZALES UNIFIED SCHOOL DISTRICT	3	6	1	10	119	109	8.4%	91.6%
	GREENFIELD UNION ELEMENTARY	9	32	0	41	174	133	23.5%	76.5%
	KING CITY UNION ELEMENTARY SCHOOL DISTRICT	1	6	0	7				
	MONTEREY BAY CHARTER SCHOOL	2	1	0	3				
	MONTEREY COUNTY OFFICE OF EDUCATION	2	1	0	3	131	128	2.3%	97.7%
	MONTEREY PENINSULA UNIFIED SCHOOL DISTRICT	12	9	1	22	564	542	3.9%	96.1%
	NORTH MONTEREY COUNTY UNIFIED SCHOOL DISTRICT	3	12	0	15	218	203	6.9%	93.1%
	OASIS CHARTER PUBLIC SCHOOL	0	1	0	1				

TABLE 5B
Distribution of Intern Credentials, Permits and Waivers by County and School District
July 1, 2016 to June 30, 2017

* = California Department of Education data

County	School District	Intern Credentials - Total	Permits - Total	Waivers - Total	Total Interns, Permits and Waivers	FTE Teachers*	Fully Credentialed Teachers	% of Intern Credentials, Permits and Waivers	% of Fully Qualified Teachers
Monterey	SALINAS CITY ELEMENTARY	9	37	0	46	359	313	12.8%	87.2%
	SALINAS UNION HIGH SCHOOL DISTRICT	18	33	0	51				
	SAN ARDO UNION ELEMENTARY SCHOOL DISTRICT	0	1	0	1				
	SANTA RITA UNION ELEMENTARY SCHOOL DISTRICT	8	1	0	9				
	SOLEDAD UNIFIED SCHOOL DISTRICT	8	21	2	31	209	178	14.9%	85.1%
	SOUTH MONTEREY COUNTY JOINT UNION HIGH	2	5	0	7	89	82	7.9%	92.1%
	SPRECKELS UNION	0	2	0	2				
Napa	CALISTOGA JOINT UNIFIED	0	1	0	1	50	49	2.0%	98.0%
	NAPA COUNTY OFFICE OF EDUCATION	1	1	1	3	58	55	5.2%	94.8%
	NAPA VALLEY UNIFIED SCHOOL DISTRICT	6	19	6	31	859	828	3.6%	96.4%
Nevada	EPIC DE CEASAR CHAVEZ	0	5	0	5				
	GRASS VALLEY ELEMENTARY SCHOOL DISTRICT	0	3	0	3				
	JOHN MUIR CHARTER SCHOOL	1	0	0	1				
	MILHOUS SCHOOL-NEVADA CITY	1	0	0	1				
	NEVADA CITY SCHOOL OF THE ARTS (CHARTER)	1	0	0	1				
	NEVADA COUNTY OFFICE OF EDUCATION	2	3	1	6	187	181	3.2%	96.8%
	NEVADA JOINT UNION HIGH SCHOOL DISTRICT	2	3	0	5				
	PLEASANT RIDGE UNION ELEMENTARY	0	1	0	1	55	54	1.8%	98.2%
	SIERRA ACADEMY OF EXPEDITIONARY LEARNING	0	2	0	2				
	TWIN RIDGES ELEMENTARY SCHOOL DISTRICT	1	1	0	2				
	YUBA RIVER CHARTER SCHOOL	1	0	0	1				
Orange	ANAHEIM CITY SCHOOL DISTRICT	0	1	0	1				

TABLE 5B
Distribution of Intern Credentials, Permits and Waivers by County and School District
July 1, 2016 to June 30, 2017

* = California Department of Education data

County	School District	Intern Credentials - Total	Permits - Total	Waivers - Total	Total Interns, Permits and Waivers	FTE Teachers*	Fully Credentialed Teachers	% of Intern Credentials, Permits and Waivers	% of Fully Qualified Teachers
Orange	ANAHEIM UNION HIGH SCHOOL DISTRICT	2	5	0	7	1,206	1,199	0.6%	99.4%
	BEACON DAY SCHOOL	1	0	0	1				
	BREA-OLINDA UNIFIED SCHOOL DISTRICT	0	1	0	1	237	236	0.4%	99.6%
	CAPISTRANO UNIFIED SCHOOL DISTRICT	5	2	0	7	2,113	2,106	0.3%	99.7%
	DEL SOL	3	0	0	3				
	FOUNTAIN VALLEY ELEMENTARY SCHOOL DISTRICT	1	0	0	1				
	FULLERTON ELEMENTARY SCHOOL DISTRICT	1	3	0	4				
	FULLERTON JOINT UNION HIGH SCHOOL DISTRICT	1	0	0	1				
	GARDEN GROVE UNIFIED SCHOOL DISTRICT	0	21	0	21	1,985	1,964	1.1%	98.9%
	HUNTINGTON BEACH UNION HIGH SCHOOL DISTRICT	3	0	0	3				
	IRVINE UNIFIED SCHOOL DISTRICT	11	1	0	12	1,393	1,381	0.9%	99.1%
	JOURNEY SCHOOL (CHARTER)	2	0	0	2				
	LA HABRA CITY ELEMENTARY	1	1	0	2	206	204	1.0%	99.0%
	LOS ALAMITOS UNIFIED SCHOOL DISTRICT	1	1	0	2	397	395	0.5%	99.5%
	NEWPORT-MESA UNIFIED SCHOOL DISTRICT	3	8	0	11	988	977	1.1%	98.9%
	OCEAN VIEW ELEMENTARY SCHOOL DISTRICT	1	1	0	2				
	OLIVE CREST ACADEMY	2	1	0	3				
	ORANGE COUNTY DEPARTMENT OF EDUCATION	1	0	0	1				
	ORANGE COUNTY OFFICE OF EDUCATION	3	3	0	6				
	ORANGE UNIFIED SCHOOL DISTRICT	16	3	0	19	1,386	1,367	1.4%	98.6%
PLACENTIA-YORBA LINDA UNIFIED SCHOOL DISTRICT	3	0	0	3	1,071	1,068	0.3%	99.7%	
PORT VIEW PREPARATORY	3	0	0	3					

TABLE 5B
Distribution of Intern Credentials, Permits and Waivers by County and School District
July 1, 2016 to June 30, 2017

* = California Department of Education data

County	School District	Intern Credentials - Total	Permits - Total	Waivers - Total	Total Interns, Permits and Waivers	FTE Teachers*	Fully Credentialed Teachers	% of Intern Credentials, Permits and Waivers	% of Fully Qualified Teachers
Orange	ROSSIER PARK ELEMENTARY SCHOOL	0	1	0	1				
	ROSSIER PARK JR./SR. HIGH SCHOOL	1	1	0	2				
	SADDLEBACK VALLEY UNIFIED SCHOOL DISTRICT	3	4	0	7	1,157	1,150	0.6%	99.4%
	SANTA ANA UNIFIED SCHOOL DISTRICT	11	2	0	13	2,461	2,448	0.5%	99.5%
	SPECTRUM CENTER - ROSSIER PARK	2	1	0	3				
	TUSTIN UNIFIED SCHOOL DISTRICT	1	0	0	1	925	924	0.1%	99.9%
	UNITY MIDDLE COLLEGE HIGH	1	0	0	1				
	VISTA HERITAGE CHARTER MIDDLE	0	1	0	1				
	WESTMINSTER ELEMENTARY SCHOOL DISTRICT	3	1	0	4				
Placer	ACKERMAN CHARTER	0	1	0	1				
	AUBURN UNION SCHOOL DISTRICT	1	0	0	1	95	94	1.0%	99.0%
	COLFAX ELEMENTARY	1	1	0	2	17	15	11.8%	88.2%
	DRY CREEK JOINT ELEMENTARY SCHOOL DISTRICT	0	1	0	1				
	EUREKA UNION ELEMENTARY SCHOOL DISTRICT	0	1	0	1				
	FORESTHILL UNION ELEMENTARY	0	1	0	1				
	HORIZON INSTRUCTIONAL SYSTEMS (CHARTER)	0	1	0	1				
	JOHN ADAMS ACADEMY	1	1	0	2				
	LOOMIS UNION ELEMENTARY SCHOOL DISTRICT	3	1	0	4				
	PLACER COUNTY OFFICE OF EDUCATION	1	1	0	2	72	70	2.8%	97.2%
	PLACER LEARNING CENTER	0	4	0	4				
	PLACER UNION HIGH SCHOOL DISTRICT	0	3	0	3				
	ROCKLIN UNIFIED SCHOOL DISTRICT	2	3	0	5	623	618	0.8%	99.2%

TABLE 5B
Distribution of Intern Credentials, Permits and Waivers by County and School District
July 1, 2016 to June 30, 2017

* = California Department of Education data

County	School District	Intern Credentials - Total	Permits - Total	Waivers - Total	Total Interns, Permits and Waivers	FTE Teachers*	Fully Credentialed Teachers	% of Intern Credentials, Permits and Waivers	% of Fully Qualified Teachers
Placer	ROSEVILLE CITY ELEMENTARY SCHOOL DISTRICT	0	1	0	1				
	ROSEVILLE JOINT UNION HIGH SCHOOL DISTRICT	2	2	0	4				
	SIERRA FOOTHILLS ACADEMY	1	1	0	2				
	TAHOE-TRUCKEE UNIFIED SCHOOL DISTRICT	2	2	0	4	231	227	1.7%	98.3%
	WESTERN PLACER UNIFIED SCHOOL DISTRICT	2	4	0	6	475	469	1.3%	98.7%
	WESTERN SIERRA COLLEGIATE ACADEMY	0	3	0	3				
Plumas	PLUMAS CHARTER SCHOOL	0	3	0	3				
	PLUMAS COUNTY OFFICE OF EDUCATION	0	2	0	2				
	PLUMAS UNIFIED SCHOOL DISTRICT	3	1	0	4				
Riverside	ALVORD UNIFIED SCHOOL DISTRICT	0	10	0	10	863	853	1.2%	98.8%
	BANNING UNIFIED SCHOOL DISTRICT	6	4	0	10	213	203	4.7%	95.3%
	BAYPOINT PREPARATORY ACADEMY	1	0	0	1				
	BEAUMONT UNIFIED SCHOOL DISTRICT	5	4	0	9	398	389	2.3%	97.7%
	BRIGHT FUTURES ACADEMY - RIVERSIDE	0	1	0	1				
	COACHELLA VALLEY UNIFIED	19	3	0	22	901	879	2.4%	97.6%
	CORONA-NORCO UNIFIED SCHOOL DISTRICT	0	26	0	26	2,243	2,217	1.2%	98.8%
	DESERT SANDS UNIFIED SCHOOL DISTRICT	6	17	1	24	1,269	1,245	1.9%	98.1%
	ENCORE HIGH SCHOOL FOR THE ARTS - RIVERSIDE	1	0	0	1				
	HEMET UNIFIED SCHOOL DISTRICT	12	29	3	44	1,046	1,002	4.2%	95.8%
	IMAGINE SCHOOLS, RIVERSIDE COUNTY	1	4	2	7				
	JURUPA UNIFIED SCHOOL DISTRICT	6	4	1	11	883	872	1.2%	98.8%
	LAKE ELSINORE UNIFIED SCHOOL DISTRICT	8	6	0	14	1,000	986	1.4%	98.6%

TABLE 5B
Distribution of Intern Credentials, Permits and Waivers by County and School District
July 1, 2016 to June 30, 2017

* = California Department of Education data

County	School District	Intern Credentials - Total	Permits - Total	Waivers - Total	Total Interns, Permits and Waivers	FTE Teachers*	Fully Credentialed Teachers	% of Intern Credentials, Permits and Waivers	% of Fully Qualified Teachers
Riverside	MENIFEE UNION SCHOOL DISTRICT	1	13	0	14				
	MORENO VALLEY UNIFIED SCHOOL DISTRICT	15	6	0	21	1,467	1,446	1.4%	98.6%
	MURRIETA VALLEY UNIFIED SCHOOL DISTRICT	4	15	1	20	930	910	2.2%	97.8%
	NOVA ACADEMY-COACHELLA	0	1	0	1				
	NUVIEW UNION SCHOOL DISTRICT	0	2	0	2				
	OAK GROVE / JACK WEAVER SCHOOL	2	2	0	4				
	OAK GROVE AT THE RANCH	0	1	0	1				
	PALM SPRINGS UNIFIED SCHOOL DISTRICT	8	11	0	19	1,060	1,041	1.8%	98.2%
	PALO VERDE UNIFIED SCHOOL DISTRICT	3	16	1	20	129	109	15.5%	84.5%
	PERRIS ELEMENTARY SCHOOL DISTRICT	0	3	0	3				
	PERRIS UNION HIGH SCHOOL DISTRICT	1	4	0	5				
	RIVER SPRINGS CHARTER	6	1	0	7				
	RIVERSIDE COUNTY OFFICE OF EDUCATION	11	19	3	33	493	460	6.7%	93.3%
	RIVERSIDE UNIFIED SCHOOL DISTRICT	7	7	2	16	1,916	1,900	0.8%	99.2%
	SAN JACINTO UNIFIED SCHOOL DISTRICT	9	14	0	23	519	496	4.4%	95.6%
	SAN JACINTO VALLEY ACADEMY (CHARTER)	2	0	0	2				
	SANTA ROSA ACADEMY	1	0	0	1				
	SPECTRUM CENTER - JURUPA VALLEY ELEMENTARY CAMPUS	0	1	0	1				
	STARTING GATE EDUCATIONAL SERVICES	1	0	0	1				
	SYCAMORE ACADEMY OF SCIENCE AND CULTURAL ARTS	1	3	0	4				
TEMECULA PREPARATORY SCHOOL (CHARTER)	2	1	0	3					
TEMECULA VALLEY UNIFIED SCHOOL DISTRICT	4	6	0	10	1,282	1,272	0.8%	99.2%	

TABLE 5B
Distribution of Intern Credentials, Permits and Waivers by County and School District
July 1, 2016 to June 30, 2017

* = California Department of Education data

County	School District	Intern Credentials - Total	Permits - Total	Waivers - Total	Total Interns, Permits and Waivers	FTE Teachers*	Fully Credentialed Teachers	% of Intern Credentials, Permits and Waivers	% of Fully Qualified Teachers
Riverside	VAL VERDE UNIFIED SCHOOL DISTRICT	14	18	0	32	836	804	3.8%	96.2%
Sacramento	APPLIED BEHAVIOR CONSULTANTS (ABC)	1	0	0	1				
	ARCOHE UNION ELEMENTARY	4	0	0	4	22	18	18.2%	81.8%
	ASPIRE ALEXANDER TWILIGHT SECONDARY ACADEMY	1	2	0	3				
	ASPIRE CAPITOL HEIGHTS ACADEMY	0	1	0	1				
	CALIFORNIA MONTESSORI PROJECT SAN JUAN CAMPUS	0	2	0	2				
	CAPITOL ACADEMY	0	3	0	3				
	CAPITOL AUTISM SERVICES - LAND PARK CAMPUS	0	2	0	2				
	CAPITOL COLLEGIATE ACADEMY	1	0	0	1				
	CAPITOL ELEMENTARY	1	5	0	6				
	CENTER UNIFIED SCHOOL DISTRICT	2	0	0	2				
	ELK GROVE UNIFIED SCHOOL DISTRICT	20	39	1	60	3,023	2,963	2.0%	98.0%
	ELVERTA JOINT ELEMENTARY	1	0	0	1	13	12	7.5%	92.5%
	FOLSOM-CORDOVA UNIFIED SCHOOL DISTRICT	1	2	0	3	952	949	0.3%	99.7%
	FORTUNE	7	0	0	7				
	GALT JOINT UNION ELEMENTARY SCHOOL DISTRICT	5	5	0	10				
	GALT JOINT UNION HIGH	2	1	0	3	107	104	2.8%	97.2%
	GATEWAY INTERNATIONAL	1	0	0	1				
	LAND PARK ACADEMY	1	0	0	1				
	NATOMAS PACIFIC PATHWAYS PREP	1	0	0	1				
	NATOMAS UNIFIED SCHOOL DISTRICT	12	16	0	28	723	695	3.9%	96.1%
OAK PARK PREPARATORY ACADEMY	0	4	0	4					

TABLE 5B
Distribution of Intern Credentials, Permits and Waivers by County and School District
July 1, 2016 to June 30, 2017

* = California Department of Education data

County	School District	Intern Credentials - Total	Permits - Total	Waivers - Total	Total Interns, Permits and Waivers	FTE Teachers*	Fully Credentialed Teachers	% of Intern Credentials, Permits and Waivers	% of Fully Qualified Teachers
Sacramento	ODYSSEY LEARNING CENTER	1	0	0	1				
	OPTIONS FOR YOUTH - SAN JUAN	2	0	0	2				
	PARAMOUNT COLLEGIATE ACADEMY	0	2	0	2				
	POINT QUEST EDUCATION, INC.	3	2	0	5				
	RIVER DELTA UNIFIED SCHOOL DISTRICT	6	5	2	13				
	ROBLA ELEMENTARY	1	0	0	1	119	118	0.8%	99.2%
	SACRAMENTO ACADEMIC AND VOCATIONAL ACADEMY (SAVA)	1	0	0	1				
	SACRAMENTO CHARTER HIGH	2	8	0	10				
	SACRAMENTO CITY UNIFIED SCHOOL DISTRICT	71	77	0	148	2,158	2,010	6.9%	93.1%
	SACRAMENTO COUNTY OFFICE OF EDUCATION	0	2	0	2				
	SAN JUAN UNIFIED SCHOOL DISTRICT	29	36	0	65	2,309	2,244	2.8%	97.2%
	SIERRA SCHOOL AT EASTERN	1	7	0	8				
	SOL AUREUS COLLEGE PREPARATORY	1	0	0	1				
	ST. HOPE PUBLIC SCHOOL	6	3	0	9				
	ST. HOPE PUBLIC SCHOOL 7	5	2	0	7				
	TWIN RIVERS UNIFIED SCHOOL DISTRICT	28	28	0	56	1,548	1,492	3.6%	96.4%
San Benito	AROMAS/SAN JUAN UNIFIED SCHOOL DISTRICT	2	1	0	3	50	47	6.0%	94.0%
	HOLLISTER ELEMENTARY	5	11	0	16				
	HOLLISTER PREP	1	0	0	1				
	NORTH COUNTY JOINT UNION ELEMENTARY SCHOOL DISTRICT	1	1	0	2				
	SAN BENITO COUNTY OFFICE OF EDUCATION	2	0	0	2	6	4	32.8%	67.2%
	SAN BENITO HIGH SCHOOL DISTRICT	7	8	0	15				

TABLE 5B
Distribution of Intern Credentials, Permits and Waivers by County and School District
July 1, 2016 to June 30, 2017

* = California Department of Education data

County	School District	Intern Credentials - Total	Permits - Total	Waivers - Total	Total Interns, Permits and Waivers	FTE Teachers*	Fully Credentialed Teachers	% of Intern Credentials, Permits and Waivers	% of Fully Qualified Teachers
San Benito	SOUTHSIDE ELEMENTARY SCHOOL DISTRICT	1	0	0	1				
San Bernardino	ACADEMY FOR ACADEMIC EXCELLENCE (CHARTER)	0	4	0	4				
	ADELANTO ELEMENTARY SCHOOL DISTRICT	8	23	0	31	427	396	7.3%	92.7%
	ALTA LOMA ELEMENTARY	0	1	0	1	241	240	0.4%	99.6%
	ALTUS ACADEMY	1	0	0	1				
	APPLE VALLEY UNIFIED SCHOOL DISTRICT	13	25	1	39	634	595	6.1%	93.9%
	BALLINGTON ACADEMY FOR THE ARTS AND SCIENCES - SAN BERNARDINO	0	1	0	1				
	BARSTOW UNIFIED SCHOOL DISTRICT	3	23	0	26	255	229	10.2%	89.8%
	BEAR VALLEY UNIFIED SCHOOL DISTRICT	0	1	0	1				
	BRIGHT FUTURES ACADEMY, APPLE VALLEY	1	0	0	1				
	CASA RAMONA ACADEMY FOR TECHNOLOGY, COMMUNITY, AND EDUC..	2	4	0	6				
	CENTRAL ELEMENTARY	1	0	0	1	196	195	0.5%	99.5%
	CHAFFEY JOINT UNION HIGH SCHOOL DISTRICT	2	1	0	3				
	CHINO VALLEY UNIFIED SCHOOL DISTRICT	5	4	0	9	1,295	1,286	0.7%	99.3%
	COLTON JOINT UNIFIED SCHOOL DISTRICT	9	7	0	16	1,113	1,097	1.4%	98.6%
	CUCAMONGA ELEMENTARY SCHOOL DISTRICT	0	1	0	1				
	DESERT TRAILS PREPARATORY ACADEMY	1	3	0	4				
	ETIWANDA ELEMENTARY SCHOOL DISTRICT	5	2	0	7				
	ETIWANDA SCHOOL DISTRICT	2	0	0	2				
	EXCELSIOR EDUCATION CENTER (CHARTER)	1	3	0	4				
	FONTANA UNIFIED SCHOOL DISTRICT	11	5	0	16	1,695	1,679	0.9%	99.1%
GROVE CHARTER SCHOOL (CHARTER)	0	1	0	1					

TABLE 5B
Distribution of Intern Credentials, Permits and Waivers by County and School District
July 1, 2016 to June 30, 2017

* = California Department of Education data

County	School District	Intern Credentials - Total	Permits - Total	Waivers - Total	Total Interns, Permits and Waivers	FTE Teachers*	Fully Credentialed Teachers	% of Intern Credentials, Permits and Waivers	% of Fully Qualified Teachers
San Bernardino	HELENDALE SCHOOL DISTRICT	1	3	0	4				
	HERITAGE K-8 CHARTER SCHOOL	1	0	0	1				
	HESPERIA UNIFIED SCHOOL DISTRICT	21	35	5	61	1,047	986	5.8%	94.2%
	INLAND LEADERS CHARTER	1	0	0	1				
	JULIAN CHARTER SCHOOL	1	0	0	1				
	LAVERNE ELEMENTARY PREPARATORY ACADEMY	0	2	0	2				
	LUCERNE VALLEY UNIFIED SCHOOL DISTRICT	2	4	0	6	122	116	4.9%	95.1%
	MOJAVE RIVER ACADEMY	0	2	0	2				
	MORONGO UNIFIED SCHOOL DISTRICT	4	12	0	16	388	372	4.1%	95.9%
	MOUNTAIN VIEW ELEMENTARY	2	0	0	2	104	102	1.9%	98.1%
	MT. BALDY JOINT SCHOOL DISTRICT	0	1	0	1				
	NORTON SPACE AND AERONAUTICS ACADEMY	0	1	0	1				
	ONTARIO-MONTCLAIR SCHOOL DISTRICT	10	6	1	17				
	OPTIONS FOR YOUTH-VICTORILLE CHARTER	3	0	0	3				
	ORO GRANDE ELEMENTARY SCHOOL DISTRICT	2	7	0	9				
	PATHWAYS TO COLLEGE	1	1	0	2				
	REDLANDS UNIFIED SCHOOL DISTRICT	2	2	0	4	958	954	0.4%	99.6%
	RIALTO UNIFIED SCHOOL DISTRICT	7	13	0	20	1,129	1,109	1.8%	98.2%
	RIM OF THE WORLD UNIFIED SCHOOL DISTRICT	0	2	0	2	154	152	1.3%	98.7%
	RIVERSIDE PREPARATORY	1	6	0	7				
SAN BERNARDINO CITY UNIFIED SCHOOL DISTRICT	35	35	2	72	2,459	2,387	2.9%	97.1%	
SAN BERNARDINO COUNTY OFFICE OF EDUCATION	4	9	0	13	279	266	4.7%	95.3%	

TABLE 5B
Distribution of Intern Credentials, Permits and Waivers by County and School District
July 1, 2016 to June 30, 2017

* = California Department of Education data

County	School District	Intern Credentials - Total	Permits - Total	Waivers - Total	Total Interns, Permits and Waivers	FTE Teachers*	Fully Credentialed Teachers	% of Intern Credentials, Permits and Waivers	% of Fully Qualified Teachers
San Bernardino	SILVER VALLEY UNIFIED SCHOOL DISTRICT	3	13	2	18	129	111	14.0%	86.0%
	SNOWLINE JOINT UNIFIED SCHOOL DISTRICT	6	10	0	16	345	329	4.6%	95.4%
	SOAR CHARTER ACADEMY	1	2	0	3				
	SPECTRUM CENTER SCHOOLS - CHINO HILLS	2	0	0	2				
	SPECTRUM CENTER SCHOOLS - SAN BERNARDINO	1	0	0	1				
	SUMMIT LEADERSHIP ACADEMY-HIGH DESERT	1	0	0	1				
	TRONA JOINT UNIFIED SCHOOL DISTRICT	1	2	0	3				
	UPLAND UNIFIED SCHOOL DISTRICT	11	3	0	14	491	477	2.9%	97.1%
	VICTOR ELEMENTARY SCHOOL DISTRICT	12	40	0	52				
	VICTOR VALLEY UNION HIGH SCHOOL DISTRICT	10	18	1	29				
	YUCAIPA-CALIMESA JOINT UNIFIED	0	6	0	6	462	456	1.3%	98.7%
San Diego	ACES ACADEMY	0	1	0	1				
	ALPINE UNION ELEMENTARY SCHOOL DISTRICT	0	3	0	3	77	74	3.9%	96.1%
	AUDEO CHARTER SCHOOL	2	0	0	2				
	BEACON CLASSICAL ACADEMY NATIONAL CITY	1	1	0	2				
	BELLA MENTE MONTESSORI ACADEMY	1	0	0	1				
	BONSALL UNIFIED SCHOOL DISTRICT	1	3	0	4	142	138	2.8%	97.2%
	BORREGO SPRINGS UNIFIED SCHOOL DISTRICT	0	1	0	1	44	43	2.2%	97.8%
	CAJON VALLEY UNION ELEMENTARY SCHOOL DISTRICT	5	7	0	12				
	CAJON VALLEY UNION SCHOOL DISTRICT	1	0	0	1				
	CALIFORNIA VIRTUAL ACADEMY @ SAN DIEGO	5	0	0	5				
	CARDIFF ELEMENTARY	1	0	0	1	42	41	2.4%	97.6%

TABLE 5B
Distribution of Intern Credentials, Permits and Waivers by County and School District
July 1, 2016 to June 30, 2017

* = California Department of Education data

County	School District	Intern Credentials - Total	Permits - Total	Waivers - Total	Total Interns, Permits and Waivers	FTE Teachers*	Fully Credentialed Teachers	% of Intern Credentials, Permits and Waivers	% of Fully Qualified Teachers
San Diego	CARLSBAD UNIFIED SCHOOL DISTRICT	0	5	0	5	458	453	1.1%	98.9%
	CHARTER SCHOOL OF SAN DIEGO	5	0	0	5				
	CHULA VISTA ELEMENTARY SCHOOL DISTRICT	9	7	1	17				
	CITY HEIGHTS PREPARATORY CHARTER	2	3	0	5				
	CLASSICAL ACADEMY (CHARTER)	1	0	0	1				
	COASTAL ACADEMY	1	0	0	1				
	CORONADO UNIFIED SCHOOL DISTRICT	0	1	0	1	143	142	0.7%	99.3%
	DEHESA CHARTER SCHOOL	2	0	0	2				
	DEL MAR UNION SCHOOL DISTRICT	0	2	0	2				
	DIEGO VALLEY CHARTER	4	0	0	4				
	E3 CIVIC HIGH	1	0	0	1				
	EJE MIDDLE ACADEMY	1	1	0	2				
	ENCINITAS UNION ELEMENTARY SCHOOL DISTRICT	1	0	0	1				
	ENCINITAS UNION SCHOOL DISTRICT	1	0	0	1				
	ESCONDIDO CHARTER HIGH SCHOOL (CHARTER)	2	1	0	3				
	ESCONDIDO UNION ELEMENTARY SCHOOL DISTRICT	3	7	0	10				
	ESCONDIDO UNION HIGH SCHOOL DISTRICT	1	6	0	7				
	ESCONDIDO UNION SCHOOL DISTRICT	2	0	0	2				
	EVANGELINE ROBERTS INSTITUTE OF LEARNING	1	0	0	1				
	EXPLORER ELEMENTARY CHARTER SCHOOL	1	0	0	1				
FALLBROOK UNION ELEMENTARY SCHOOL DISTRICT	0	3	0	3					
FALLBROOK UNION HIGH SCHOOL DISTRICT	1	2	0	3					

TABLE 5B
Distribution of Intern Credentials, Permits and Waivers by County and School District
July 1, 2016 to June 30, 2017

* = California Department of Education data

County	School District	Intern Credentials - Total	Permits - Total	Waivers - Total	Total Interns, Permits and Waivers	FTE Teachers*	Fully Credentialed Teachers	% of Intern Credentials, Permits and Waivers	% of Fully Qualified Teachers
San Diego	GOMPERS PREPARATORY ACADEMY	5	0	0	5				
	GROSSMONT UNION HIGH SCHOOL DISTRICT	4	1	0	5				
	GUAJOME PARK ACADEMY (CHARTER)	2	0	0	2				
	HARRIET TUBMAN VILLAGE SCHOOL (CHARTER)	0	1	0	1				
	HEALTH SCIENCES HIGH AND MIDDLE COLLEGE CHARTER SCHOOL	1	0	0	1				
	HERITAGE DIGITAL ACADEMY CHARTER MIDDLE	1	1	0	2				
	HERITAGE K-8 CHARTER SCHOOL	1	1	0	2				
	HIGH TECH ELEMENTARY	1	2	0	3				
	HIGH TECH ELEMENTARY CHULA VISTA	2	2	0	4				
	HIGH TECH ELEMENTARY EXPLORER	0	1	0	1				
	HIGH TECH ELEMENTARY NORTH COUNTY	1	1	0	2				
	HIGH TECH HIGH CHARTER SCHOOL	6	16	0	22				
	HIGH TECH HIGH CHULA VISTA	3	12	0	15				
	HIGH TECH HIGH INTERNATIONAL	2	2	0	4				
	HIGH TECH HIGH MEDIA ARTS	2	4	0	6				
	HIGH TECH HIGH NORTH COUNTY	1	4	0	5				
	HIGH TECH MIDDLE	4	0	0	4				
	HIGH TECH MIDDLE MEDIA ARTS	2	1	0	3				
	HIGH TECH MIDDLE NORTH COUNTY	2	0	0	2				
	INSPIRE CHARTER SCHOOL - SOUTH	0	1	0	1				
INSTITUTE FOR EFFECTIVE EDUCATION	4	0	0	4					
JAMUL-DULZURA UNION ELEMENTARY SCHOOL DISTRICT	0	1	0	1					

TABLE 5B
Distribution of Intern Credentials, Permits and Waivers by County and School District
July 1, 2016 to June 30, 2017

* = California Department of Education data

County	School District	Intern Credentials - Total	Permits - Total	Waivers - Total	Total Interns, Permits and Waivers	FTE Teachers*	Fully Credentialed Teachers	% of Intern Credentials, Permits and Waivers	% of Fully Qualified Teachers
San Diego	JULIAN UNION ELEMENTARY SCHOOL DISTRICT	0	1	0	1				
	JULIAN UNION HIGH SCHOOL DISTRICT	0	1	0	1				
	KEILLER LEADERSHIP ACADEMY	1	0	0	1				
	KING-CHAVEZ COMMUNITY HIGH	2	2	0	4				
	KING/CHAVEZ ACADEMY OF EXCELLENCE	1	2	0	3				
	KING/CHAVEZ ARTS ACADEMY	1	0	0	1				
	KING/CHAVEZ PREPARATORY ACADEMY	1	0	0	1				
	KIPP ADELANTE PREPARATORY ACADEMY	2	0	0	2				
	LA MESA-SPRING VALLEY SCHOOL DISTRICT	4	5	0	9				
	LEMON GROVE ELEMENTARY SCHOOL DISTRICT	1	1	0	2				
	LITERACY FIRST CHARTER	1	1	0	2				
	MOUNTAIN EMPIRE UNIFIED SCHOOL DISTRICT	0	3	0	3	175	172	1.7%	98.3%
	MUSEUM SCHOOL (CHARTER)	2	1	0	3				
	NEW BRIDGE SCHOOL	1	0	0	1				
	O'FARRELL COMMUNITY CHARTER SCHOOL (CHARTER)	2	0	0	2				
	OCEANSIDE UNIFIED SCHOOL DISTRICT	4	4	0	8	977	969	0.8%	99.2%
	POWAY UNIFIED SCHOOL DISTRICT	3	9	0	12	1,506	1,494	0.8%	99.2%
	PREUSS MODEL SCHOOL UCSD (CHARTER)	3	0	0	3				
	RAMONA UNIFIED SCHOOL DISTRICT	1	10	0	11				
	RANCHO SANTA FE ELEMENTARY SCHOOL DISTRICT	0	1	0	1				
	SAM AND ROSE STEIN EDUCATION CENTER	1	1	0	2				
SAN DIEGO CENTER FOR CHILDREN	2	0	0	2					

TABLE 5B
Distribution of Intern Credentials, Permits and Waivers by County and School District
July 1, 2016 to June 30, 2017

* = California Department of Education data

County	School District	Intern Credentials - Total	Permits - Total	Waivers - Total	Total Interns, Permits and Waivers	FTE Teachers*	Fully Credentialed Teachers	% of Intern Credentials, Permits and Waivers	% of Fully Qualified Teachers
San Diego	SAN DIEGO CITY UNIFIED SCHOOL DISTRICT	54	109	0	163				
	SAN DIEGO COUNTY OFFICE OF EDUCATION	2	2	0	4	261	257	1.5%	98.5%
	SAN DIEGO UNIFIED SCHOOL DISTRICT	1	53	0	54				
	SAN DIEGO WORKFORCE INNOVATION HIGH	1	0	0	1				
	SAN DIEGUITO UNION HIGH SCHOOL DISTRICT	1	8	0	9				
	SAN MARCOS UNIFIED SCHOOL DISTRICT	6	7	0	13	857	844	1.5%	98.5%
	SAN PASQUAL UNION SCHOOL DISTRICT	0	1	0	1				
	SAN YSIDRO ELEMENTARY SCHOOL DISTRICT	4	6	0	10				
	SANTEE ELEMENTARY SCHOOL DISTRICT	2	2	1	5				
	SCHOOL FOR ENTREPRENEURSHIP AND TECHNOLOGY	1	1	0	2				
	SIATECH	1	0	0	1				
	SIERRA ACADEMY OF SAN DIEGO	1	0	0	1				
	SOLANA BEACH ELEMENTARY SCHOOL DISTRICT	1	0	0	1				
	SOUTH BAY UNION SCHOOL DISTRICT	6	1	0	7				
	SPRINGALL ACADEMY	0	2	0	2				
	SWEETWATER UNION HIGH SCHOOL DISTRICT	27	42	0	69				
	THRIVE PUBLIC	4	0	0	4				
	URBAN DISCOVERY ACADEMY CHARTER	0	3	0	3				
	VALLEY CENTER-PAUMA UNIFIED SCHOOL DISTRICT	0	4	0	4	193	189	2.1%	97.9%
	VISTA UNIFIED SCHOOL DISTRICT	5	23	0	28	1,179	1,151	2.4%	97.6%
WARNER UNIFIED SCHOOL DISTRICT	3	0	0	3	125	122	2.4%	97.6%	
WINSTON SCHOOL	1	0	0	1					

TABLE 5B
Distribution of Intern Credentials, Permits and Waivers by County and School District
July 1, 2016 to June 30, 2017

* = California Department of Education data

County	School District	Intern Credentials - Total	Permits - Total	Waivers - Total	Total Interns, Permits and Waivers	FTE Teachers*	Fully Credentialed Teachers	% of Intern Credentials, Permits and Waivers	% of Fully Qualified Teachers
San Francisco	EDGEWOOD CENTER FOR CHILDREN AND FAMILIES	1	0	0	1				
	FIVE KEYS CHARTER SCHOOL	2	0	0	2				
	KIPP BAYVIEW ACADEMY	1	0	0	1				
	KIPP SAN FRANCISCO BAY ACADEMY	0	2	0	2				
	KIPP SAN FRANCISCO COLLEGE PREPARATORY	2	4	0	6				
	OAKES CHILDREN CENTER	0	1	0	1				
	SAN FRANCISCO UNIFIED SCHOOL DISTRICT	56	217	39	312	3,436	3,124	9.1%	90.9%
San Joaquin	ACACIA ELEMENTARY CHARTER	2	9	0	11				
	ASPIRE APEX ACADEMY	1	1	0	2				
	ASPIRE BENJAMIN HOLT COLLEGE PREPARATORY ACADEMY	0	2	0	2				
	ASPIRE LANGSTON HUGHES ACADEMY CHARTER SCHOOL	1	2	0	3				
	ASPIRE RIVER OAKS CHARTER	0	2	0	2				
	ASPIRE ROSA PARK ACADEMY	4	0	0	4				
	ASPIRE VINCENT SHALVEY ACADEMY	1	0	0	1				
	BANTA ELEMENTARY	5	0	0	5	36	31	13.9%	86.1%
	CALIFORNIA VIRTUAL ACADEMY @ SAN JOAQUIN	2	0	0	2				
	CENTRAL VALLEY TRAINING CENTER, INC.	1	1	0	2				
	CHILDRENS HOME OF STOCKTON	0	1	0	1				
	DR. LEWIS DOLPHIN STALLWORTH SR. CHARTER	2	0	0	2				
	ESCALON UNIFIED SCHOOL DISTRICT	2	0	0	2	134	132	1.5%	98.5%
	HUMPHREYS COLLEGE ACADEMY OF BUSINESS, LAW, AND EDUCATION	7	2	0	9				
	JEFFERSON ELEMENTARY SCHOOL DISTRICT	2	2	0	4				

TABLE 5B
Distribution of Intern Credentials, Permits and Waivers by County and School District
July 1, 2016 to June 30, 2017

* = California Department of Education data

County	School District	Intern Credentials - Total	Permits - Total	Waivers - Total	Total Interns, Permits and Waivers	FTE Teachers*	Fully Credentialed Teachers	% of Intern Credentials, Permits and Waivers	% of Fully Qualified Teachers
San Joaquin	LAMMERSVILLE ELEMENTARY SCHOOL DISTRICT	0	1	0	1				
	LAMMERSVILLE UNIFIED SCHOOL DISTRICT	11	9	0	20				
	LINCOLN UNIFIED SCHOOL DISTRICT	24	26	1	51	420	369	12.2%	87.8%
	LINDEN UNIFIED SCHOOL DISTRICT	3	6	0	9	107	98	8.4%	91.6%
	LODI UNIFIED SCHOOL DISTRICT	22	30	0	52	1,545	1,493	3.4%	96.6%
	MANTECA UNIFIED SCHOOL DISTRICT	23	37	1	61	1,026	965	5.9%	94.1%
	NEW HOPE ELEMENTARY	0	4	0	4				
	NEW JERUSALEM ELEMENTARY SCHOOL DISTRICT	6	0	0	6				
	RIO VALLEY CHARTER SCHOOL	1	0	0	1				
	RIPON UNIFIED SCHOOL DISTRICT	5	6	1	12	177	165	6.8%	93.2%
	RIVER ISLANDS TECHNOLOGY ACADEMY	2	4	0	6				
	SAN JOAQUIN COUNTY OFFICE OF EDUCATION	15	30	5	50	258	208	19.4%	80.6%
	STOCKTON COLLEGIATE INTERNATIONAL SECONDARY	1	0	0	1				
	STOCKTON UNIFIED SCHOOL DISTRICT	66	118	3	187	1,595	1,408	11.7%	88.3%
	TEAM CHARTER	1	0	0	1				
	TRACY JOINT UNIFIED SCHOOL DISTRICT	13	11	1	25	729	704	3.4%	96.6%
	TRACY LEARNING CENTER	9	4	0	13				
TRACY UNIFIED SCHOOL DISTRICT	2	5	0	7					
San Luis Obispo	ATASCADERO UNIFIED SCHOOL DISTRICT	2	4	0	6	220	214	2.7%	97.3%
	LUCIA MAR UNIFIED	5	21	0	26	546	520	4.8%	95.2%
	PASO ROBLES JOINT UNIFIED SCHOOL DISTRICT	2	4	0	6	307	301	2.0%	98.0%
	SAN LUIS COASTAL UNIFIED SCHOOL DISTRICT	3	4	0	7	388	381	1.8%	98.2%

TABLE 5B
Distribution of Intern Credentials, Permits and Waivers by County and School District
July 1, 2016 to June 30, 2017

* = California Department of Education data

County	School District	Intern Credentials - Total	Permits - Total	Waivers - Total	Total Interns, Permits and Waivers	FTE Teachers*	Fully Credentialed Teachers	% of Intern Credentials, Permits and Waivers	% of Fully Qualified Teachers
San Luis Obispo	SAN LUIS OBISPO COUNTY OFFICE OF EDUCATION	1	2	0	3	45	42	6.7%	93.3%
	SAN MIGUEL JOINT UNION ELEMENTARY	1	0	0	1				
	TEMPLETON UNIFIED	1	1	0	2	112	110	1.8%	98.2%
San Mateo	ASPIRE EAST PALO ALTO CHARTER	1	3	0	4				
	ASPIRE EAST PALO ALTO PHOENIX ACADEMY	0	1	0	1				
	AVALON ACADEMY	1	0	0	1				
	BAYSHORE ELEMENTARY	0	1	0	1	23	22	4.4%	95.6%
	BELMONT-REDWOOD SHORES SCHOOL DISTRICT	1	4	0	5	196	191	2.5%	97.5%
	BURLINGAME ELEMENTARY SCHOOL DISTRICT	2	3	0	5				
	CABRILLO UNIFIED SCHOOL DISTRICT	1	1	0	2	143	141	1.4%	98.6%
	CALIFORNIA VIRTUAL ACADEMY @ SAN MATEO	1	0	0	1				
	DESIGN TECH HIGH	0	1	0	1				
	HILLSBOROUGH CITY SCHOOL DISTRICT	0	2	0	2				
	JEFFERSON ELEMENTARY SCHOOL DISTRICT	4	4	1	9				
	JEFFERSON UNION HIGH SCHOOL DISTRICT	1	6	0	7				
	KIPP EXCELENCIA COMMUNITY PREPARATORY	0	4	0	4				
	LA HONDA-PESCADERO UNIFIED	0	1	0	1	27	26	3.8%	96.2%
	LAS LOMITAS ELEMENTARY SCHOOL DISTRICT	0	2	0	2				
	MENLO PARK CITY ELEMENTARY SCHOOL DISTRICT	2	3	0	5				
	MILLBRAE ELEMENTARY SCHOOL DISTRICT	1	1	0	2				
PACIFICA SCHOOL DISTRICT	4	4	0	8					
RAVENSWOOD CITY ELEMENTARY SCHOOL DISTRICT	4	10	0	14					

TABLE 5B
Distribution of Intern Credentials, Permits and Waivers by County and School District
July 1, 2016 to June 30, 2017

* = California Department of Education data

County	School District	Intern Credentials - Total	Permits - Total	Waivers - Total	Total Interns, Permits and Waivers	FTE Teachers*	Fully Credentialed Teachers	% of Intern Credentials, Permits and Waivers	% of Fully Qualified Teachers
San Mateo	REDWOOD CITY ELEMENTARY SCHOOL DISTRICT	7	22	1	30				
	REDWOOD CITY SCHOOL DISTRICT	1	2	0	3				
	ROCKETSHIP REDWOOD CITY	0	2	0	2				
	SAN BRUNO PARK SCHOOL DISTRICT	1	4	0	5				
	SAN CARLOS ELEMENTARY SCHOOL DISTRICT	4	6	0	10				
	SAN MATEO COUNTY OFFICE OF EDUCATION	3	5	0	8	47	39	16.9%	83.1%
	SAN MATEO UNION HIGH SCHOOL DISTRICT	4	2	0	6				
	SAN MATEO-FOSTER CITY SCHOOL DISTRICT	7	7	0	14				
	SEQUOIA UNION HIGH SCHOOL DISTRICT	8	4	0	12				
	SOUTH SAN FRANCISCO UNIFIED SCHOOL DISTRICT	6	4	0	10	412	402	2.4%	97.6%
	SPECTRUM CENTER SCHOOLS - PENINSULA CAMPUS	0	2	0	2				
	SUMMIT PUBLIC SCHOOL: SHASTA	0	1	0	1				
	WINGS LEARNING CENTER	0	1	0	1				
	WOODSIDE ELEMENTARY	0	2	0	2	41	39	4.9%	95.1%
Santa Barbara	BLOCHMAN UNION ELEMENTARY	1	1	0	2				
	BUELLTON UNION ELEMENTARY SCHOOL DISTRICT	3	1	0	4				
	CARPINTERIA UNIFIED SCHOOL DISTRICT	1	2	0	3	109	106	2.8%	97.2%
	CUYAMA JOINT UNIFIED	1	0	0	1	19	18	5.3%	94.7%
	GOLETA UNION ELEMENTARY SCHOOL DISTRICT	1	1	0	2				
	HOPE ELEMENTARY SCHOOL DISTRICT	0	1	0	1				
	LOMPOC UNIFIED SCHOOL DISTRICT	4	18	1	23	501	478	4.6%	95.4%
	LOS OLIVOS ELEMENTARY	0	1	0	1				

TABLE 5B
Distribution of Intern Credentials, Permits and Waivers by County and School District
July 1, 2016 to June 30, 2017

* = California Department of Education data

County	School District	Intern Credentials - Total	Permits - Total	Waivers - Total	Total Interns, Permits and Waivers	FTE Teachers*	Fully Credentialed Teachers	% of Intern Credentials, Permits and Waivers	% of Fully Qualified Teachers
Santa Barbara	MONTECITO UNION ELEMENTARY	0	1	0	1	37	36	2.7%	97.3%
	ORCUTT UNION ELEMENTARY SCHOOL DISTRICT	5	7	0	12				
	SANTA BARBARA COUNTY OFFICE OF EDUCATION	0	6	0	6	33	27	18.5%	81.5%
	SANTA BARBARA UNIFIED SCHOOL DISTRICT	4	14	0	18	677	659	2.7%	97.3%
	SANTA MARIA JOINT UNION HIGH SCHOOL DISTRICT	1	2	1	4				
	SANTA MARIA-BONITA SCHOOL DISTRICT	0	10	0	10				
	SOLVANG ELEMENTARY SCHOOL DISTRICT	0	1	0	1				
Santa Clara	ACE CHARTER	1	5	0	6				
	ACE EMPOWER ACADEMY	0	7	0	7				
	ACE ESPERANZA MIDDLE	0	1	0	1				
	ACE FRANKLIN MCKINLEY	0	1	0	1				
	ACE INSPIRE ACADEMY	0	2	0	2				
	ACHIEVEKIDS	0	2	0	2				
	ALPHA BLANCA ALVARADO MIDDLE	2	2	0	4				
	ALPHA JOSE HERNANDEZ MIDDLE	4	4	0	8				
	ALUM ROCK UNION ELEMENTARY SCHOOL DISTRICT	21	24	0	45	565	520	8.0%	92.0%
	BERRYESSA UNION SCHOOL DISTRICT	5	5	0	10	325	315	3.1%	96.9%
	BULLIS CHARTER	0	1	0	1				
	CAMBRIAN ELEMENTARY SCHOOL DISTRICT	1	2	0	3				
	CAMPBELL UNION ELEMENTARY SCHOOL DISTRICT	6	8	0	14				
	CAMPBELL UNION HIGH SCHOOL DISTRICT	1	5	0	6				
	CORNERSTONE ACADEMY PREPARATION	2	0	0	2				

TABLE 5B
Distribution of Intern Credentials, Permits and Waivers by County and School District
July 1, 2016 to June 30, 2017

* = California Department of Education data

County	School District	Intern Credentials - Total	Permits - Total	Waivers - Total	Total Interns, Permits and Waivers	FTE Teachers*	Fully Credentialed Teachers	% of Intern Credentials, Permits and Waivers	% of Fully Qualified Teachers
Santa Clara	CREATIVE LEARNING CENTER	1	1	0	2				
	CUPERTINO UNION SCHOOL DISTRICT	6	14	0	20				
	DISCOVERY CHARTER SCHOOL	1	1	0	2				
	DOWNTOWN COLLEGE PREP - ALUM ROCK	2	16	2	20				
	DOWNTOWN COLLEGE PREPARATORY MIDDLE	0	3	1	4				
	EAST SIDE UNION HIGH SCHOOL DISTRICT	22	24	1	47				
	ESCUELA POPULAR/CENTER FOR TRAINING AND CAREERS, FAMILY LEAR..	3	0	2	5				
	EVERGREEN SCHOOL DISTRICT	0	2	0	2				
	FRANKLIN-MCKINLEY ELEMENTARY SCHOOL DISTRICT	4	5	0	9				
	FREMONT UNION HIGH SCHOOL DISTRICT	1	5	0	6				
	GILROY PREP	4	3	0	7				
	GILROY UNIFIED SCHOOL DISTRICT	8	30	0	38	538	500	7.1%	92.9%
	KIPP HEARTWOOD ACADEMY	0	1	0	1				
	KIPP HERITAGE ACADEMY	2	5	0	7				
	KIPP PRIZE PREPARATORY ACADEMY	2	1	0	3				
	KIPP SAN JOSE COLLEGIATE	1	1	0	2				
	LAKESIDE JOINT SCHOOL DISTRICT	1	0	0	1				
	LATINO COLLEGE PREPARATORY ACADEMY	0	2	0	2				
	LOMA PRIETA JOINT UNION ELEMENTARY SCHOOL DISTRICT	1	0	0	1				
	LOS ALTOS ELEMENTARY SCHOOL DISTRICT	2	0	0	2				
	LOS GATOS UNION ELEMENTARY SCHOOL DISTRICT	1	1	0	2				
LOS GATOS-SARATOGA JOINT UNION SCHOOL DISTRICT	0	1	0	1					

TABLE 5B
Distribution of Intern Credentials, Permits and Waivers by County and School District
July 1, 2016 to June 30, 2017

* = California Department of Education data

County	School District	Intern Credentials - Total	Permits - Total	Waivers - Total	Total Interns, Permits and Waivers	FTE Teachers*	Fully Credentialed Teachers	% of Intern Credentials, Permits and Waivers	% of Fully Qualified Teachers
Santa Clara	MILPITAS UNIFIED SCHOOL DISTRICT	2	3	0	5	447	442	1.1%	98.9%
	MORELAND ELEMENTARY SCHOOL DISTRICT	0	1	0	1				
	MORGAN AUTISM CENTER	1	0	0	1				
	MORGAN HILL UNIFIED SCHOOL DISTRICT	6	23	0	29	418	389	6.9%	93.1%
	MOUNTAIN VIEW-LOS ALTOS UNION HIGH SCHOOL DISTRICT	0	4	0	4				
	MOUNTAIN VIEW-WHISMAN ELEMENTARY SCHOOL DISTRICT	1	2	0	3				
	MT. PLEASANT ELEMENTARY	1	0	0	1				
	MT. PLEASANT SCHOOL DISTRICT	2	5	0	7				
	OAK GROVE ELEMENTARY SCHOOL DISTRICT	7	9	0	16				
	OAK GROVE SCHOOL DISTRICT	1	0	1	2				
	ORCHARD SCHOOL DISTRICT	1	0	0	1				
	PACIFIC AUTISM CENTER FOR EDUCATION	1	0	0	1				
	PALO ALTO UNIFIED	6	2	0	8	825	817	1.0%	99.0%
	PALO ALTO UNIFIED SCHOOL DISTRICT	0	1	0	1				
	PHOENIX SCHOOL	1	0	0	1				
	ROCKETSHIP ACADEMY BRILLIANT MINDS	2	9	1	12				
	ROCKETSHIP ALMA ACADEMY	1	8	1	10				
	ROCKETSHIP DISCOVERY PREP	2	5	2	9				
	ROCKETSHIP FUERZA COMMUNITY PREP	1	6	1	8				
	ROCKETSHIP LOS SUENOS ACADEMY	2	2	0	4				
ROCKETSHIP MATEO SHEEDY ELEMENTARY	1	3	1	5					
ROCKETSHIP MOSAIC ELEMENTARY	1	2	0	3					

TABLE 5B
Distribution of Intern Credentials, Permits and Waivers by County and School District
July 1, 2016 to June 30, 2017

* = California Department of Education data

County	School District	Intern Credentials - Total	Permits - Total	Waivers - Total	Total Interns, Permits and Waivers	FTE Teachers*	Fully Credentialed Teachers	% of Intern Credentials, Permits and Waivers	% of Fully Qualified Teachers
Santa Clara	ROCKETSHIP RISING STARS	0	6	0	6				
	ROCKETSHIP SI SE PUEDE ACADEMY	3	1	0	4				
	ROCKETSHIP SPARK	4	1	0	5				
	SAN JOSE UNIFIED SCHOOL DISTRICT	19	27	0	46	1,590	1,544	2.9%	97.1%
	SANTA CLARA COUNTY OFFICE OF EDUCATION	17	17	1	35	590	555	5.9%	94.1%
	SANTA CLARA UNIFIED SCHOOL DISTRICT	15	8	0	23	721	698	3.2%	96.8%
	SECOND START LEARNING DISABILITY INC.	1	0	0	1				
	SILICON VALLEY FLEX ACADEMY	0	1	0	1				
	SKYLAR HADDEN	0	1	0	1				
	SPARK CHARTER	0	1	0	1				
	SUMMIT PUBLIC SCHOOL: DENALI	1	2	0	3				
	SUMMIT PUBLIC SCHOOL: RAINIER	0	3	0	3				
	SUMMIT PUBLIC SCHOOL: TAHOMA	1	2	0	3				
	SUNNYVALE ELEMENTARY	2	4	0	6				
	SUNRISE MIDDLE	0	2	0	2				
	UNION ELEMENTARY SCHOOL DISTRICT	2	1	0	3				
	UNIVERSITY PREPARATORY ACADEMY	0	0	1	1				
VOICES COLLEGE-BOUND LANGUAGE ACADEMY	2	16	0	18					
Santa Cruz	CEIBA COLLEGE PREPARATORY ACADEMY	0	3	0	3				
	LIVE OAK ELEMENTARY SCHOOL DISTRICT	0	3	0	3				
	PACIFIC COLLEGIATE CHARTER	0	1	3	4				
	PAJARO VALLEY UNIFIED SCHOOL DISTRICT	13	31	0	44	893	849	4.9%	95.1%

TABLE 5B
Distribution of Intern Credentials, Permits and Waivers by County and School District
July 1, 2016 to June 30, 2017

* = California Department of Education data

County	School District	Intern Credentials - Total	Permits - Total	Waivers - Total	Total Interns, Permits and Waivers	FTE Teachers*	Fully Credentialed Teachers	% of Intern Credentials, Permits and Waivers	% of Fully Qualified Teachers
Santa Cruz	SAN LORENZO VALLEY UNIFIED SCHOOL DISTRICT	1	2	0	3	213	210	1.4%	98.6%
	SANTA CRUZ CITY HIGH SCHOOL DISTRICT	5	1	0	6				
	SANTA CRUZ COUNTY OFFICE OF EDUCATION	2	3	0	5	79	74	6.3%	93.7%
	SCOTTS VALLEY UNIFIED SCHOOL DISTRICT	1	6	0	7	114	107	6.2%	93.8%
	THE BAY SCHOOL	1	0	0	1				
Shasta	ANDERSON UNION HIGH SCHOOL DISTRICT	2	3	1	6	82	76	7.3%	92.7%
	BLACK BUTTE UNION ELEMENTARY SCHOOL DISTRICT	0	1	0	1	10	9	10.0%	90.0%
	CASCADE UNION ELEMENTARY SCHOOL DISTRICT	3	9	0	12				
	CHRYSALIS-MONARCH LEARNING CENTER CHARTER	1	0	0	1				
	COLUMBIA ELEMENTARY	1	0	0	1	65	64	1.5%	98.5%
	COTTONWOOD UNION ELEMENTARY	0	3	0	3	50	47	6.0%	94.0%
	ENTERPRISE ELEMENTARY SCHOOL DISTRICT	0	3	0	3				
	FALL RIVER JOINT UNIFIED SCHOOL DISTRICT	0	7	0	7	68	61	10.3%	89.7%
	GATEWAY UNIFIED SCHOOL DISTRICT	5	8	0	13	148	135	8.8%	91.2%
	HAPPY VALLEY UNION ELEMENTARY SCHOOL DISTRICT	0	1	0	1				
	JUNCTION ELEMENTARY	0	1	0	1	12	11	8.3%	91.7%
	NORTH VALLEY SCHOOL	0	2	0	2				
	PACHECO UNION ELEMENTARY SCHOOL DISTRICT	0	2	0	2				
	REDDING ELEMENTARY SCHOOL DISTRICT	2	4	0	6				
	REDDING STEM ACADEMY	0	2	0	2				
	SHASTA COUNTY OFFICE OF EDUCATION	0	4	0	4	46	42	8.7%	91.3%
	SHASTA UNION HIGH SCHOOL DISTRICT	2	5	0	7				

TABLE 5B
Distribution of Intern Credentials, Permits and Waivers by County and School District
July 1, 2016 to June 30, 2017

* = California Department of Education data

County	School District	Intern Credentials - Total	Permits - Total	Waivers - Total	Total Interns, Permits and Waivers	FTE Teachers*	Fully Credentialed Teachers	% of Intern Credentials, Permits and Waivers	% of Fully Qualified Teachers
Shasta	UNIVERSITY PREPARATORY SCHOOL	0	1	0	1				
Sierra	SIERRA-PLUMAS JOINT UNIFIED SCHOOL DISTRICT	1	1	0	2	22	20	9.1%	90.9%
Siskiyou	BIG SPRINGS UNION ELEMENTARY	0	1	0	1				
	BUTTE VALLEY UNIFIED	2	2	0	4				
	BUTTEVILLE UNION ELEMENTARY	1	0	0	1	11	10	9.4%	90.6%
	GAZELLE UNION ELEMENTARY	0	1	0	1				
	GOLDEN EAGLE CHARTER SCHOOL	0	2	0	2				
	GRENADA ELEMENTARY	0	1	0	1	11	10	9.1%	90.9%
	HORN BROOK ELEMENTARY	0	1	0	1				
	MONTAGUE ELEMENTARY	0	1	0	1	14	13	7.1%	92.9%
	SCOTT VALLEY UNIFIED SCHOOL DISTRICT	0	0	1	1	39	38	2.5%	97.5%
	SEIAD ELEMENTARY	0	1	0	1				
	SISKIYOU COUNTY OFFICE OF EDUCATION	0	8	0	8	47	39	16.9%	83.1%
	SISKIYOU UNION HIGH	0	2	0	2	41	39	4.9%	95.1%
	WEED UNION ELEMENTARY	0	1	0	1				
YREKA UNION HIGH	0	1	0	1	35	34	2.9%	97.1%	
Solano	BENICIA UNIFIED SCHOOL DISTRICT	1	5	0	6	230	224	2.6%	97.4%
	CALIBER: CHANGEMAKERS ACADEMY	0	2	0	2				
	DIXON UNIFIED SCHOOL DISTRICT	2	4	0	6	152	146	3.9%	96.1%
	FAIRFIELD-SUISUN UNIFIED SCHOOL DISTRICT	34	86	1	121	975	854	12.4%	87.6%
	KAIROS PUBLIC SCHOOL VACAVILLE ACADEMY	2	2	0	4				
	SIERRA SCHOOL OF SOLANO COUNTY	0	3	2	5				

TABLE 5B
Distribution of Intern Credentials, Permits and Waivers by County and School District
July 1, 2016 to June 30, 2017

* = California Department of Education data

County	School District	Intern Credentials - Total	Permits - Total	Waivers - Total	Total Interns, Permits and Waivers	FTE Teachers*	Fully Credentialed Teachers	% of Intern Credentials, Permits and Waivers	% of Fully Qualified Teachers
Solano	SOLANO COUNTY OFFICE OF EDUCATION	0	12	0	12	59	47	20.5%	79.5%
	SPECTRUM CENTER - SOLANO	1	0	0	1				
	TRAVIS UNIFIED SCHOOL DISTRICT	5	6	0	11	246	235	4.5%	95.5%
	VACAVILLE UNIFIED SCHOOL DISTRICT	5	22	5	32	623	591	5.1%	94.9%
	VALLEJO CITY UNIFIED SCHOOL DISTRICT	19	43	11	73	641	568	11.4%	88.6%
Sonoma	ANOVA CENTER FOR EDUCATION (A.C.E.)	1	1	0	2				
	BELLEVUE UNION ELEMENTARY SCHOOL DISTRICT	1	2	0	3	93	90	3.2%	96.8%
	BENNETT VALLEY UNION ELEMENTARY SCHOOL DISTRICT	0	1	0	1	51	50	2.0%	98.0%
	CALIFORNIA VIRTUAL ACADEMY @ SONOMA	3	0	0	3				
	CINNABAR ELEMENTARY SCHOOL DISTRICT	1	0	0	1				
	CLOVERDALE UNIFIED	1	2	0	3	78	75	3.8%	96.2%
	COTATI-ROHNERT PARK UNIFIED SCHOOL DISTRICT	6	9	0	15	322	307	4.7%	95.3%
	CREDO HIGH	0	1	0	1				
	CYPRESS	2	0	0	2				
	FORESTVILLE UNION ELEMENTARY SCHOOL DISTRICT	0	1	0	1				
	GRAVENSTEIN UNION ELEMENTARY	0	1	0	1				
	GREENACRE HOMES, INC.	1	0	0	1				
	GUERNEVILLE ELEMENTARY	1	1	0	2	15	13	13.2%	86.8%
	JOURNEY HIGH SCHOOL-TRUE TO LIFE CHILDREN SER	1	0	0	1				
	LATTICE EDUCATIONAL SERVICES	0	4	0	4				
	MARK WEST UNION SCHOOL DISTRICT	1	0	0	1				
	NEW DIRECTIONS SCHOOL	1	0	0	1				

TABLE 5B
Distribution of Intern Credentials, Permits and Waivers by County and School District
July 1, 2016 to June 30, 2017

* = California Department of Education data

County	School District	Intern Credentials - Total	Permits - Total	Waivers - Total	Total Interns, Permits and Waivers	FTE Teachers*	Fully Credentialed Teachers	% of Intern Credentials, Permits and Waivers	% of Fully Qualified Teachers
Sonoma	NORTH VALLEY SCHOOL	1	1	0	2				
	OAK GROVE UNION ELEMENTARY	1	0	0	1	69	68	1.4%	98.6%
	OLD ADOBE UNION ELEMENTARY SCHOOL DISTRICT	0	3	0	3				
	PETALUMA CITY ELEMENTARY SCHOOL DISTRICT	3	1	0	4				
	PETALUMA JOINT UNION HIGH SCHOOL DISTRICT	2	0	0	2				
	PINER-OLIVET UNION ELEMENTARY SCHOOL DISTRICT	0	1	0	1				
	PLUMFIELD ACADEMY	0	1	0	1				
	RINCON VALLEY UNION ELEMENTARY SCHOOL DISTRICT	1	2	0	3				
	ROSELAND ELEMENTARY SCHOOL DISTRICT	3	2	0	5				
	SANTA ROSA ELEMENTARY SCHOOL DISTRICT, CITY OF	2	0	9	11				
	SANTA ROSA HIGH SCHOOL DISTRICT, CITY OF	11	14	0	25				
	SEBASTOPOL UNION ELEMENTARY SCHOOL DISTRICT	1	0	0	1				
	SIERRA SCHOOL OF SONOMA COUNTY	1	3	0	4				
	SONOMA COUNTY OFFICE OF EDUCATION	1	5	0	6	50	44	11.9%	88.1%
	SONOMA VALLEY UNIFIED SCHOOL DISTRICT	2	5	0	7	244	237	2.9%	97.1%
	TWIN HILLS UNION ELEMENTARY	2	0	0	2	64	62	3.1%	96.9%
	WEST SIDE UNION ELEMENTARY	2	0	0	2				
	WEST SONOMA COUNTY UNION HIGH SCHOOL DISTRICT	0	2	0	2				
	WINDSOR UNIFIED SCHOOL DISTRICT	3	5	1	9	264	255	3.4%	96.6%
	WOODLAND STAR CHARTER SCHOOL	0	2	0	2				
WRIGHT ELEMENTARY SCHOOL DISTRICT	0	3	0	3					
Stanislaus	ASPIRE SUMMIT CHARTER ACADEMY	0	2	0	2				

TABLE 5B
Distribution of Intern Credentials, Permits and Waivers by County and School District
July 1, 2016 to June 30, 2017

* = California Department of Education data

County	School District	Intern Credentials - Total	Permits - Total	Waivers - Total	Total Interns, Permits and Waivers	FTE Teachers*	Fully Credentialed Teachers	% of Intern Credentials, Permits and Waivers	% of Fully Qualified Teachers
Stanislaus	ASPIRE UNIVERSITY CHARTER	0	1	0	1				
	ASPIRE VANGUARD COLLEGE PREPARATORY ACADEMY	1	0	0	1				
	CERES UNIFIED SCHOOL DISTRICT	15	21	0	36	639	603	5.6%	94.4%
	CONNECTING WATERS CHARTER SCHOOL	1	0	0	1				
	CREATIVE ALTERNATIVES INC	2	5	0	7				
	DENAIR UNIFIED SCHOOL DISTRICT	2	8	1	11	59	48	18.7%	81.3%
	EAST VALLEY EDUCATION CENTER	2	0	0	2				
	EMPIRE UNION SCHOOL DISTRICT	0	4	0	4				
	FUSION CHARTER	0	1	0	1				
	GREAT VALLEY ACADEMY	5	11	0	16				
	GREAT VALLEY ACADEMY - SALIDA	0	2	0	2				
	HART-RANSOM UNION ELEMENTARY SCHOOL DISTRICT	1	1	0	2				
	HUGHSON UNIFIED SCHOOL DISTRICT	0	3	0	3	97	94	3.1%	96.9%
	KNIGHTS FERRY ELEMENTARY	1	0	0	1	5	4	19.2%	80.8%
	MODESTO CITY ELEMENTARY SCHOOL DISTRICT	5	8	0	13				
	MODESTO CITY HIGH SCHOOL DISTRICT	2	10	0	12				
	MODESTO CITY SCHOOLS	8	7	1	16				
	NEWMAN-CROWS LANDING UNIFIED SCHOOL DISTRICT	6	8	0	14	145	131	9.6%	90.4%
	OAKDALE JOINT UNIFIED SCHOOL DISTRICT	2	6	0	8	240	232	3.3%	96.7%
	PATTERSON JOINT UNIFIED SCHOOL DISTRICT	4	14	0	18				
REYN FRANCA SCHOOL	0	1	0	1					
RIVERBANK UNIFIED SCHOOL DISTRICT	4	7	0	11	144	133	7.6%	92.4%	

TABLE 5B
Distribution of Intern Credentials, Permits and Waivers by County and School District
July 1, 2016 to June 30, 2017

* = California Department of Education data

County	School District	Intern Credentials - Total	Permits - Total	Waivers - Total	Total Interns, Permits and Waivers	FTE Teachers*	Fully Credentialed Teachers	% of Intern Credentials, Permits and Waivers	% of Fully Qualified Teachers
Stanislaus	SALIDA UNION SCHOOL DISTRICT	2	7	0	9				
	SHILOH ELEMENTARY	1	0	0	1	7	6	14.3%	85.7%
	SIERRA VISTA CHILD & FAMILY SERVICES	1	0	0	1				
	STANISLAUS COUNTY OFFICE OF EDUCATION	3	18	0	21	158	137	13.3%	86.7%
	STANISLAUS UNION ELEMENTARY SCHOOL DISTRICT	2	8	0	10				
	SYLVAN UNION SCHOOL DISTRICT	11	13	0	24				
	TURLOCK UNIFIED SCHOOL DISTRICT	4	5	0	9	636	627	1.4%	98.6%
	VALLEY HOME JOINT ELEMENTARY	0	4	0	4				
	WATERFORD UNIFIED SCHOOL DISTRICT	3	5	0	8	178	170	4.5%	95.5%
Statewide Agency	CALIFORNIA SCHOOL FOR THE BLIND	1	0	0	1				
	CALIFORNIA SCHOOL FOR THE DEAF IN RIVERSIDE	0	1	0	1				
	CALIFORNIA SCHOOL FOR THE DEAF, FREMONT	0	1	0	1				
	ELEANOR ROOSEVELT COMMUNITY LEARNING CENTER	1	0	0	1				
	MARY B. PERRY HIGH	0	2	0	2				
	PORTERVILLE DEVELOPMENTAL CENTER	2	0	0	2				
Sutter	BRITTAN ELEMENTARY SCHOOL DISTRICT	0	1	0	1				
	EAST NICOLAUS JOINT UNION HIGH	1	0	0	1				
	LIVE OAK UNIFIED SCHOOL DISTRICT	1	1	0	2	91	89	2.2%	97.8%
	SUTTER COUNTY OFFICE OF EDUCATION	1	0	0	1				
	SUTTER COUNTY SUPERINTENDENT OF SCHOOLS	0	1	0	1				
	WINSHIP ELEMENTARY	2	0	0	2				
	YUBA CITY CHARTER SCHOOL	2	0	0	2				

TABLE 5B
Distribution of Intern Credentials, Permits and Waivers by County and School District
July 1, 2016 to June 30, 2017

* = California Department of Education data

County	School District	Intern Credentials - Total	Permits - Total	Waivers - Total	Total Interns, Permits and Waivers	FTE Teachers*	Fully Credentialed Teachers	% of Intern Credentials, Permits and Waivers	% of Fully Qualified Teachers
Sutter	YUBA CITY UNIFIED SCHOOL DISTRICT	16	9	0	25	673	648	3.7%	96.3%
Tehama	ANTELOPE ELEMENTARY	1	2	0	3	39	36	7.8%	92.2%
	CORNING UNION ELEMENTARY SCHOOL DISTRICT	0	1	0	1				
	CORNING UNION HIGH SCHOOL DISTRICT	1	1	0	2				
	EVERGREEN UNION ELEMENTARY	0	2	0	2				
	LOS MOLINOS UNIFIED	0	1	0	1	33	32	3.0%	97.0%
	RED BLUFF JOINT UNION HIGH SCHOOL DISTRICT	0	1	0	1				
	RED BLUFF UNION ELEMENTARY SCHOOL DISTRICT	4	13	0	17				
	REEDS CREEK ELEMENTARY	0	1	0	1	7	6	15.4%	84.6%
	TEHAMA COUNTY OFFICE OF EDUCATION	0	2	0	2				
Trinity	SOUTHERN TRINITY JOINT UNIFIED SCHOOL DISTRICT	0	1	0	1	11	10	9.5%	90.5%
	TRINITY ALPS UNIFIED	1	1	0	2	40	38	5.1%	94.9%
Tulare	ALLENSWORTH ELEMENTARY	0	1	0	1				
	ALPAUGH UNIFIED SCHOOL DISTRICT	4	2	0	6	33	27	18.0%	82.0%
	ALTA VISTA ELEMENTARY SCHOOL DISTRICT	0	4	0	4	29	25	13.8%	86.2%
	BURTON ELEMENTARY SCHOOL DISTRICT	12	36	1	49				
	CHARTER OAK SCHOOL (CHARTER)	0	1	0	1				
	COLUMBINE ELEMENTARY SCHOOL DISTRICT	0	1	0	1				
	CRESCENT VALLEY PUBLIC CHARTER	1	3	0	4				
	CUTLER-OROSI UNIFIED SCHOOL DISTRICT	7	11	0	18				
	DINUBA ELEMENTARY	0	3	1	4				
	DINUBA UNIFIED SCHOOL DISTRICT	5	16	0	21	286	265	7.3%	92.7%

TABLE 5B
Distribution of Intern Credentials, Permits and Waivers by County and School District
July 1, 2016 to June 30, 2017

* = California Department of Education data

County	School District	Intern Credentials - Total	Permits - Total	Waivers - Total	Total Interns, Permits and Waivers	FTE Teachers*	Fully Credentialed Teachers	% of Intern Credentials, Permits and Waivers	% of Fully Qualified Teachers
Tulare	DUCOR UNION ELEMENTARY SCHOOL DISTRICT	3	1	0	4				
	EARLIMART ELEMENTARY SCHOOL DISTRICT	4	8	1	13				
	EXETER UNIFIED SCHOOL DISTRICT	4	11	1	16	127	111	12.6%	87.4%
	FARMERSVILLE UNIFIED SCHOOL DISTRICT	2	10	1	13	126	113	10.3%	89.7%
	HOPE ELEMENTARY SCHOOL DISTRICT	1	2	0	3				
	KINGS RIVER UNION ELEMENTARY SCHOOL DISTRICT	0	1	0	1				
	LIBERTY ELEMENTARY SCHOOL DISTRICT	3	4	0	7				
	LINDSAY UNIFIED SCHOOL DISTRICT	11	9	0	20	196	176	10.2%	89.8%
	MONSON-SULTANA JOINT UNION ELEMENTARY	1	3	0	4				
	OAK VALLEY UNION ELEMENTARY SCHOOL DISTRICT	0	1	0	1				
	OUTSIDE CREEK ELEMENTARY SCHOOL DISTRICT	0	1	0	1				
	PALO VERDE UNION ELEMENTARY SCHOOL DISTRICT	1	2	0	3				
	PIXLEY UNION ELEMENTARY SCHOOL DISTRICT	3	6	0	9				
	PLEASANT VIEW ELEMENTARY SCHOOL DISTRICT	3	4	0	7				
	PORTERVILLE UNIFIED SCHOOL DISTRICT	15	37	0	52	640	588	8.1%	91.9%
	ROCKFORD ELEMENTARY SCHOOL DISTRICT	7	2	0	9				
	SEQUOIA UNION ELEMENTARY SCHOOL DISTRICT	1	1	0	2				
	STONE CORRAL ELEMENTARY SCHOOL DISTRICT	0	1	0	1				
	SUMMIT CHARTER ACADEMY	0	1	0	1				
	SUNDALE UNION ELEMENTARY SCHOOL DISTRICT	0	2	0	2				
SUNNYSIDE UNION ELEMENTARY SCHOOL DISTRICT	2	0	0	2					
SYCAMORE VALLEY ACADEMY	2	1	0	3					

TABLE 5B
Distribution of Intern Credentials, Permits and Waivers by County and School District
July 1, 2016 to June 30, 2017

* = California Department of Education data

County	School District	Intern Credentials - Total	Permits - Total	Waivers - Total	Total Interns, Permits and Waivers	FTE Teachers*	Fully Credentialed Teachers	% of Intern Credentials, Permits and Waivers	% of Fully Qualified Teachers
Tulare	TERRA BELLA UNION ELEMENTARY SCHOOL DISTRICT	4	2	0	6				
	TULARE CITY ELEMENTARY SCHOOL DISTRICT	3	7	0	10				
	TULARE COUNTY OFFICE OF EDUCATION	2	18	1	21	213	192	9.8%	90.2%
	TULARE JOINT UNION HIGH SCHOOL DISTRICT	6	3	1	10				
	VALLEY LIFE CHARTER	1	4	0	5				
	VISALIA UNIFIED SCHOOL DISTRICT	38	78	4	120	1,296	1,176	9.3%	90.7%
	WAUKENA JOINT UNION ELEMENTARY	1	3	0	4	12	8	33.3%	66.7%
	WOODLAKE UNIFIED SCHOOL DISTRICT	6	9	0	15				
	WOODVILLE ELEMENTARY SCHOOL DISTRICT	0	2	0	2				
Tuolumne	BIG OAK FLAT-GROVELAND UNIFIED	0	1	0	1	23	22	4.4%	95.6%
	COLUMBIA UNION	1	0	0	1	27	26	3.7%	96.3%
	FOOTHILL LEADERSHIP ACADEMY	0	1	0	1				
	JAMESTOWN ELEMENTARY	0	2	0	2	41	39	4.9%	95.1%
	SONORA ELEMENTARY	0	1	0	1	37	36	2.7%	97.3%
	SONORA UNION HIGH	1	0	0	1	47	46	2.1%	97.9%
	SUMMERVILLE UNION HIGH	0	1	0	1				
	TUOLUMNE COUNTY OFFICE OF EDUCATION	1	5	0	6				
Ventura	CONEJO VALLEY UNIFIED SCHOOL DISTRICT	0	1	0	1	841	840	0.1%	99.9%
	FILLMORE UNIFIED SCHOOL DISTRICT	2	0	0	2	177	175	1.1%	98.9%
	HUENEME SCHOOL DISTRICT	1	1	0	2				
	MOORPARK UNIFIED SCHOOL DISTRICT	0	2	0	2	301	299	0.7%	99.3%
	MUPU ELEMENTARY	1	0	0	1	20	19	5.1%	94.9%

TABLE 5B
Distribution of Intern Credentials, Permits and Waivers by County and School District
July 1, 2016 to June 30, 2017

* = California Department of Education data

County	School District	Intern Credentials - Total	Permits - Total	Waivers - Total	Total Interns, Permits and Waivers	FTE Teachers*	Fully Credentialed Teachers	% of Intern Credentials, Permits and Waivers	% of Fully Qualified Teachers
Ventura	OAK PARK UNIFIED SCHOOL DISTRICT	0	2	0	2	200	198	1.0%	99.0%
	OCEAN VIEW ELEMENTARY SCHOOL DISTRICT	0	3	0	3				
	OJAI UNIFIED SCHOOL DISTRICT	3	9	1	13	120	107	10.9%	89.1%
	OXNARD ELEMENTARY SCHOOL DISTRICT	8	3	1	12				
	OXNARD UNION HIGH SCHOOL DISTRICT	8	13	0	21				
	PLEASANT VALLEY SCHOOL DISTRICT	0	1	0	1				
	RIO ELEMENTARY SCHOOL DISTRICT	2	1	0	3				
	SANTA PAULA ELEMENTARY SCHOOL DISTRICT	1	0	0	1				
	SANTA PAULA UNIFIED SCHOOL DISTRICT	1	0	1	2	274	272	0.7%	99.3%
	SIMI VALLEY UNIFIED SCHOOL DISTRICT	6	6	0	12	678	666	1.8%	98.2%
	VENTURA COUNTY OFFICE OF EDUCATION	4	6	0	10	225	215	4.4%	95.6%
	VENTURA UNIFIED SCHOOL DISTRICT	3	12	0	15	752	737	2.0%	98.0%
Yolo	DAVIS JOINT UNIFIED SCHOOL DISTRICT	6	12	0	18	447	429	4.0%	96.0%
	EMPOWERING POSSIBILITIES INTERNATIONAL CHARTER	0	1	0	1				
	ESPARTO UNIFIED	1	2	0	3	45	42	6.7%	93.3%
	SACRAMENTO VALLEY CHARTER	1	0	0	1				
	WASHINGTON UNIFIED SCHOOL DISTRICT	1	3	0	4	398	394	1.0%	99.0%
	WINTERS JOINT UNIFIED SCHOOL DISTRICT	1	2	0	3	76	73	3.9%	96.1%
	WOODLAND JOINT UNIFIED SCHOOL DISTRICT	3	14	0	17	510	493	3.3%	96.7%
	YOLO COUNTY OFFICE OF EDUCATION	3	2	0	5	44	39	11.5%	88.5%
Yuba	CAMPTONVILLE UNION ELEMENTARY	0	2	0	2				
	MARYSVILLE JOINT UNIFIED SCHOOL DISTRICT	5	4	0	9	436	427	2.1%	97.9%

TABLE 5B
Distribution of Intern Credentials, Permits and Waivers by County and School District
July 1, 2016 to June 30, 2017

* = California Department of Education data

County	School District	Intern Credentials - Total	Permits - Total	Waivers - Total	Total Interns, Permits and Waivers	FTE Teachers*	Fully Credentialed Teachers	% of Intern Credentials, Permits and Waivers	% of Fully Qualified Teachers
Yuba	PLUMAS LAKE ELEMENTARY	2	0	0	2				
	WHEATLAND UNION HIGH	0	1	0	1	32	31	3.1%	96.9%
	YUBA COUNTY OFFICE OF EDUCATION	3	9	0	12	55	43	21.6%	78.4%

TABLE 5C
Distribution of Intern Credentials, Permits and Waivers by County, School District, Type and by Subject Area
July 1, 2016 to June 30, 2017

Note: Counties with no Intern Credentials, Permits or Waivers are not included in this table.

County	School District	Credential Name	Subject Area	Intern Credentials - Total	Permits - Total	Waivers - Total	Total Interns, Permits and Waivers
Alameda	ACHIEVE ACADEMY	Multiple Subject Teaching Credential	General Subjects	1	1	0	2
		Education Specialist Instruction Credential	Mild/Moderate Disabilities	1	0	0	1
		School District Total			2	1	0
	ALAMEDA CITY UNIFIED SCHOOL DISTRICT	Multiple Subject Teaching Credential	General Subjects	0	1	0	1
		Single Subject Teaching Credential	Business	0	1	0	1
			English	1	3	0	4
			General Science (Foundational-Level)	2	0	0	2
			Industrial and Technology Education	0	2	0	2
			Mathematics (Foundational-Level)	0	1	0	1
			Physical Education	0	3	0	3
			Science: Biological Sciences	0	1	0	1
			Science: Geosciences	1	0	0	1
			Social Science	0	2	0	2
		Education Specialist Instruction Credential	Early Childhood Special Education	1	0	0	1
			Mild/Moderate Disabilities	5	5	0	10
	School District Total			10	19	0	29
	ALAMEDA COMMUNITY LEARNING CENTER	Single Subject Teaching Credential	English	0	2	0	2
			Science: Chemistry	0	1	0	1

TABLE 5C
Distribution of Intern Credentials, Permits and Waivers by County, School District, Type and by Subject Area
July 1, 2016 to June 30, 2017

Note: Counties with no Intern Credentials, Permits or Waivers are not included in this table.

County	School District	Credential Name	Subject Area	Intern Credentials - Total	Permits - Total	Waivers - Total	Total Interns, Permits and Waivers
Alameda	ALAMEDA COMMUNITY LEARNING CENTER	School District Total		0	3	0	3
	ALAMEDA COUNTY OFFICE OF EDUCATION	Single Subject Teaching Credential	Art	1	0	0	1
			Foreign Language: Spanish	1	0	0	1
			Mathematics	1	0	0	1
			Mathematics (Foundational-Level)	1	0	0	1
		Education Specialist Instruction Credential	Mild/Moderate Disabilities	1	0	0	1
		School District Total		5	0	0	5
	ALBANY UNIFIED SCHOOL DISTRICT	Single Subject Teaching Credential	Art	0	1	0	1
			Foreign Language: Spanish	1	0	0	1
			General Science (Foundational-Level)	0	1	0	1
			Mathematics (Foundational-Level)	0	1	0	1
			Music	0	1	0	1
			Social Science	0	2	0	2
		Education Specialist Instruction Credential	Mild/Moderate Disabilities	1	0	0	1
			Moderate/Severe Disabilities	0	1	0	1
	School District Total		2	7	0	9	
	ALTERNATIVES IN ACTION	Single Subject Teaching Credential	English	1	0	0	1
		School District Total		1	0	0	1

TABLE 5C
Distribution of Intern Credentials, Permits and Waivers by County, School District, Type and by Subject Area
July 1, 2016 to June 30, 2017

Note: Counties with no Intern Credentials, Permits or Waivers are not included in this table.

County	School District	Credential Name	Subject Area	Intern Credentials - Total	Permits - Total	Waivers - Total	Total Interns, Permits and Waivers
Alameda	AMERICAN INDIAN PUBLIC CHARTER SCHOOL	Multiple Subject Teaching Credential	General Subjects	0	1	0	1
		Single Subject Teaching Credential	Foreign Language: Mandarin	0	1	0	1
		School District Total			0	2	0
	AMERICAN INDIAN PUBLIC CHARTER SCHOOL II	Multiple Subject Teaching Credential	General Subjects	4	12	0	16
		Single Subject Teaching Credential	Physical Education	0	1	0	1
		School District Total			4	13	0
	AMERICAN INDIAN PUBLIC HIGH	Single Subject Teaching Credential	Foreign Language: Spanish	0	2	0	2
		School District Total			0	2	0
	ARISE HIGH	Single Subject Teaching Credential	General Science (Foundational-Level)	1	0	0	1
		School District Total			1	0	0
	ASCEND CHARTER SCHOOL	Multiple Subject Teaching Credential	General Subjects	1	0	0	1
		Single Subject Teaching Credential	Mathematics (Foundational-Level)	0	1	0	1
		School District Total			1	1	0
	ASPIRE BERKELEY MAYNARD ACADEMY	Multiple Subject Teaching Credential	General Subjects	1	0	0	1
		Education Specialist Instruction Credential	Mild/Moderate Disabilities	1	0	0	1
		School District Total			2	0	0
ASPIRE COLLEGE ACADEMY	Multiple Subject Teaching Credential	General Subjects	0	1	0	1	
	School District Total			0	1	0	1

TABLE 5C
Distribution of Intern Credentials, Permits and Waivers by County, School District, Type and by Subject Area
July 1, 2016 to June 30, 2017

Note: Counties with no Intern Credentials, Permits or Waivers are not included in this table.

County	School District	Credential Name	Subject Area	Intern Credentials - Total	Permits - Total	Waivers - Total	Total Interns, Permits and Waivers	
Alameda	ASPIRE GOLDEN STATE COLLEGE PREP ACADEMY	Single Subject Teaching Credential	Science: Physics	0	1	0	1	
		Education Specialist Instruction Credential	Mild/Moderate Disabilities	1	0	0	1	
		School District Total		1	1	0	2	
	ASPIRE LIONEL WILSON COLLEGE PREP ACADEMY	Single Subject Teaching Credential	General Science (Foundational-Level)	1	0	0	1	
			Mathematics (Foundational-Level)	0	1	0	1	
		School District Total		1	1	0	2	
	ASPIRE MONARCH ACADEMY	Multiple Subject Teaching Credential	General Subjects	1	1	0	2	
			Education Specialist Instruction Credential	Mild/Moderate Disabilities	0	1	0	1
		School District Total		1	2	0	3	
	ASPIRE TRIUMPH TECHNOLOGY ACADEMY	Multiple Subject Teaching Credential	General Subjects	0	3	0	3	
		School District Total		0	3	0	3	
	BAY AREA TECHNOLOGY	Single Subject Teaching Credential	English	1	0	0	1	
		School District Total		1	0	0	1	
	BERKELEY UNIFIED SCHOOL DISTRICT	Multiple Subject Teaching Credential	General Subjects	0	1	0	1	
			Single Subject Teaching Credential	English	1	0	0	1
				General Science (Foundational-Level)	0	1	0	1
Music				1	2	0	3	
Education Specialist Instruction Credential		Mild/Moderate Disabilities	0	1	0	1		

TABLE 5C
Distribution of Intern Credentials, Permits and Waivers by County, School District, Type and by Subject Area
July 1, 2016 to June 30, 2017

Note: Counties with no Intern Credentials, Permits or Waivers are not included in this table.

County	School District	Credential Name	Subject Area	Intern Credentials - Total	Permits - Total	Waivers - Total	Total Interns, Permits and Waivers
Alameda	BERKELEY UNIFIED SCHOOL DISTRICT	Education Specialist Instruction Credential	Moderate/Severe Disabilities	0	1	0	1
		School District Total			2	6	0
	CALIFORNIA SCHOOL FOR THE DEAF IN FREMONT	Education Specialist Instruction Credential	Deaf and Hard-of-Hearing	1	2	0	3
		School District Total			1	2	0
	CASTRO VALLEY UNIFIED SCHOOL DISTRICT	Multiple Subject Teaching Credential	General Subjects	2	0	0	2
		Single Subject Teaching Credential	English	0	1	0	1
			Foreign Language: American Sign Language	0	1	0	1
			General Science (Foundational-Level)	0	1	0	1
			Mathematics (Foundational-Level)	1	0	0	1
			Physical Education	2	0	1	3
			Social Science	2	1	0	3
		Education Specialist Instruction Credential	Mild/Moderate Disabilities	1	0	0	1
			Visual Impairments	0	1	0	1
	School District Total			8	5	1	14
	CHILDRENS LEARNING CENTER	Education Specialist Instruction Credential	Mild/Moderate Disabilities	1	0	0	1
		School District Total			1	0	0
	COX ACADEMY	Multiple Subject Teaching Credential	General Subjects	1	0	0	1
		School District Total			1	0	0

TABLE 5C
Distribution of Intern Credentials, Permits and Waivers by County, School District, Type and by Subject Area
July 1, 2016 to June 30, 2017

Note: Counties with no Intern Credentials, Permits or Waivers are not included in this table.

County	School District	Credential Name	Subject Area	Intern Credentials - Total	Permits - Total	Waivers - Total	Total Interns, Permits and Waivers
Alameda	DOWNTOWN CHARTER ACADEMY BROWN	Single Subject Teaching Credential	English	2	1	0	3
			Mathematics	0	1	0	1
		School District Total			2	2	0
	DUBLIN UNIFIED SCHOOL DISTRICT	Single Subject Teaching Credential	Art	0	1	0	1
			English	0	2	0	2
			Foreign Language: Spanish	0	2	0	2
			Physical Education	0	1	0	1
			Science: Biological Sciences	1	1	0	2
			Science: Geosciences	0	1	0	1
	School District Total			1	8	0	9
	EAST BAY INNOVATION ACADEMY	Multiple Subject Teaching Credential	General Subjects	0	2	0	2
		Single Subject Teaching Credential	English	0	1	0	1
			Foreign Language: Spanish	1	1	0	2
	School District Total			1	4	0	5
	EAST OAKLAND LEADERSHIP ACADEMY	Multiple Subject Teaching Credential	General Subjects	0	1	0	1
		School District Total			0	1	0
	EDUCATION FOR CHANGE AT COX ELEMENTARY	Multiple Subject Teaching Credential	General Subjects	2	0	0	2
Single Subject Teaching Credential		Social Science	0	1	0	1	

TABLE 5C
Distribution of Intern Credentials, Permits and Waivers by County, School District, Type and by Subject Area
July 1, 2016 to June 30, 2017

Note: Counties with no Intern Credentials, Permits or Waivers are not included in this table.

County	School District	Credential Name	Subject Area	Intern Credentials - Total	Permits - Total	Waivers - Total	Total Interns, Permits and Waivers	
Alameda	EDUCATION FOR CHANGE AT COX ELEMENTARY	School District Total		2	1	0	3	
		EMERY UNIFIED	Education Specialist Instruction Credential	Mild/Moderate Disabilities	0	1	0	1
	Moderate/Severe Disabilities			0	1	0	1	
	School District Total		0	2	0	2		
	EPIC CHARTER	Multiple Subject Teaching Credential	General Subjects	0	1	0	1	
		Single Subject Teaching Credential	Social Science	1	1	0	2	
		School District Total		1	2	0	3	
	FREMONT UNIFIED SCHOOL DISTRICT	Multiple Subject Teaching Credential	General Subjects	0	2	0	2	
			Single Subject Teaching Credential	Foreign Language: Spanish	0	2	0	2
				Mathematics	0	1	0	1
				Mathematics (Foundational-Level)	1	0	0	1
				Physical Education	0	3	0	3
				Science: Physics	0	2	0	2
				Social Science	0	1	0	1
		Education Specialist Instruction Credential	Early Childhood Special Education	1	0	0	1	
			Mild/Moderate Disabilities	4	2	0	6	
			Moderate/Severe Disabilities	3	1	0	4	
			School District Total		9	14	0	23

TABLE 5C
Distribution of Intern Credentials, Permits and Waivers by County, School District, Type and by Subject Area
July 1, 2016 to June 30, 2017

Note: Counties with no Intern Credentials, Permits or Waivers are not included in this table.

County	School District	Credential Name	Subject Area	Intern Credentials - Total	Permits - Total	Waivers - Total	Total Interns, Permits and Waivers
Alameda	GOLDEN OAK MONTESSORI OF HAYWARD	Multiple Subject Teaching Credential	General Subjects	2	0	0	2
		School District Total			2	0	0
	HAYWARD UNIFIED SCHOOL DISTRICT	Multiple Subject Teaching Credential	General Subjects	6	9	1	16
		Single Subject Teaching Credential	Business	0	1	0	1
			Chemistry (Specialized)	1	0	0	1
			English	1	2	0	3
			Foreign Language: Mandarin	0	1	0	1
			Foreign Language: Spanish	0	1	0	1
			General Science (Foundational-Level)	1	2	0	3
			Geosciences (Specialized)	0	2	0	2
			Home Economics	0	1	0	1
			Industrial and Technology Education	0	1	0	1
			Mathematics	0	3	1	4
			Mathematics (Foundational-Level)	1	1	0	2
			Physical Education	2	1	1	4
			Science: Biological Sciences	0	0	1	1
			Science: Geosciences	0	2	0	2
			Social Science	1	0	0	1

TABLE 5C
Distribution of Intern Credentials, Permits and Waivers by County, School District, Type and by Subject Area
July 1, 2016 to June 30, 2017

Note: Counties with no Intern Credentials, Permits or Waivers are not included in this table.

County	School District	Credential Name	Subject Area	Intern Credentials - Total	Permits - Total	Waivers - Total	Total Interns, Permits and Waivers
Alameda	HAYWARD UNIFIED SCHOOL DISTRICT	Education Specialist Instruction Credential	Deaf and Hard-of-Hearing	0	1	0	1
			Early Childhood Special Education	0	1	0	1
			Mild/Moderate Disabilities	3	5	0	8
			Moderate/Severe Disabilities	1	3	0	4
		School District Total			17	37	4
	KIPP BRIDGE CHARTER	Multiple Subject Teaching Credential	General Subjects	1	0	0	1
			Social Science	0	1	0	1
		School District Total			1	1	0
	KIPP KING COLLEGIATE HIGH	Single Subject Teaching Credential	Art	1	0	0	1
			Science: Biological Sciences	0	1	0	1
			Science: Chemistry	0	1	0	1
			Science: Physics	0	1	0	1
		School District Total			1	3	0
	KIPP SUMMIT ACADEMY	Single Subject Teaching Credential	Mathematics (Foundational-Level)	0	2	0	2
		School District Total			0	2	0
	LAZEAR CHARTER ACADEMY	Multiple Subject Teaching Credential	General Subjects	3	3	0	6
			Mathematics (Foundational-Level)	0	1	0	1
		School District Total			3	4	0

TABLE 5C
Distribution of Intern Credentials, Permits and Waivers by County, School District, Type and by Subject Area
July 1, 2016 to June 30, 2017

Note: Counties with no Intern Credentials, Permits or Waivers are not included in this table.

County	School District	Credential Name	Subject Area	Intern Credentials - Total	Permits - Total	Waivers - Total	Total Interns, Permits and Waivers
Alameda	LIGHTHOUSE COMMUNITY CHARTER	Multiple Subject Teaching Credential	General Subjects	3	0	0	3
		Education Specialist Instruction Credential	Mild/Moderate Disabilities	1	0	0	1
		School District Total			4	0	0
	LIVERMORE VALLEY CHARTER PREPARATORY HIGH	Single Subject Teaching Credential	Mathematics	0	1	0	1
		School District Total			0	1	0
	LIVERMORE VALLEY JOINT UNIFIED SCHOOL DISTRICT	Multiple Subject Teaching Credential	General Subjects	1	3	1	5
		Single Subject Teaching Credential	Agriculture	1	1	0	2
			Art	1	0	0	1
			English	1	0	0	1
			Foreign Language: Spanish	0	1	0	1
			General Science (Foundational-Level)	2	5	0	7
			Mathematics	0	1	0	1
			Mathematics (Foundational-Level)	0	2	0	2
			Physical Education	0	1	0	1
		Science: Chemistry	1	0	0	1	
		Education Specialist Instruction Credential	Mild/Moderate Disabilities	6	4	0	10
	Moderate/Severe Disabilities		1	3	0	4	
School District Total			14	21	1	36	

TABLE 5C
Distribution of Intern Credentials, Permits and Waivers by County, School District, Type and by Subject Area
July 1, 2016 to June 30, 2017

Note: Counties with no Intern Credentials, Permits or Waivers are not included in this table.

County	School District	Credential Name	Subject Area	Intern Credentials - Total	Permits - Total	Waivers - Total	Total Interns, Permits and Waivers
Alameda	NEA COMMUNITY LEARNING CENTER	Single Subject Teaching Credential	Mathematics	0	1	0	1
		Education Specialist Instruction Credential	Mild/Moderate Disabilities	0	1	0	1
		School District Total			0	2	0
	NEW HAVEN UNIFIED SCHOOL DISTRICT	Multiple Subject Teaching Credential	General Subjects	6	2	0	8
		Single Subject Teaching Credential	English	0	4	0	4
			Mathematics	0	1	0	1
			Music	0	1	0	1
			Physical Education	0	2	0	2
			Science: Biological Sciences	0	1	0	1
			Social Science	0	1	0	1
		Education Specialist Instruction Credential	Mild/Moderate Disabilities	1	2	0	3
			Moderate/Severe Disabilities	3	4	0	7
	School District Total			10	18	0	28
	NEWARK UNIFIED SCHOOL DISTRICT	Multiple Subject Teaching Credential	General Subjects	1	0	0	1
		Single Subject Teaching Credential	Foreign Language: Spanish	0	1	0	1
			General Science (Foundational-Level)	0	1	0	1
		Education Specialist Instruction Credential	Mild/Moderate Disabilities	2	1	0	3
		School District Total			3	3	0

TABLE 5C
Distribution of Intern Credentials, Permits and Waivers by County, School District, Type and by Subject Area
July 1, 2016 to June 30, 2017

Note: Counties with no Intern Credentials, Permits or Waivers are not included in this table.

County	School District	Credential Name	Subject Area	Intern Credentials - Total	Permits - Total	Waivers - Total	Total Interns, Permits and Waivers	
Alameda	OAKLAND CHARTER ACADEMY	Multiple Subject Teaching Credential	General Subjects	1	3	0	4	
		Single Subject Teaching Credential	General Science (Foundational-Level)	0	1	0	1	
		Education Specialist Instruction Credential	Mild/Moderate Disabilities	0	1	0	1	
		School District Total			1	5	0	6
	OAKLAND CHARTER HIGH	Single Subject Teaching Credential	General Science (Foundational-Level)	0	1	0	1	
			Mathematics	0	1	0	1	
			Social Science	1	2	0	3	
		School District Total			1	4	0	5
	OAKLAND MILITARY INSTITUTE	Single Subject Teaching Credential	Science: Chemistry	1	1	0	2	
			Social Science	0	1	0	1	
		School District Total			1	2	0	3
	OAKLAND SCHOOL FOR THE ARTS	Education Specialist Instruction Credential	Mild/Moderate Disabilities	1	0	0	1	
		School District Total			1	0	0	1
	OAKLAND UNIFIED SCHOOL DISTRICT	Multiple Subject Teaching Credential	General Subjects	41	53	13	107	
			Single Subject Teaching Credential	Art	3	2	1	6
				Biological Sciences (Specialized)	1	0	0	1
				Business	0	2	0	2
English				5	16	5	26	

TABLE 5C
Distribution of Intern Credentials, Permits and Waivers by County, School District, Type and by Subject Area
July 1, 2016 to June 30, 2017

Note: Counties with no Intern Credentials, Permits or Waivers are not included in this table.

County	School District	Credential Name	Subject Area	Intern Credentials - Total	Permits - Total	Waivers - Total	Total Interns, Permits and Waivers
Alameda	OAKLAND UNIFIED SCHOOL DISTRICT	Single Subject Teaching Credential	Foreign Language: Japanese	0	1	0	1
			Foreign Language: Spanish	0	4	1	5
			General Science (Foundational-Level)	0	2	0	2
			Mathematics	0	11	0	11
			Mathematics (Foundational-Level)	3	3	0	6
			Music	0	5	0	5
			Physical Education	4	9	3	16
			Science: Biological Sciences	3	13	1	17
			Science: Chemistry	3	7	0	10
			Science: Geosciences	0	1	1	2
			Science: Physics	0	3	0	3
			Social Science	6	35	2	43
			Education Specialist Instruction Credential	Deaf and Hard-of-Hearing	0	1	0
	Early Childhood Special Education	0		1	1	2	
	Mild/Moderate Disabilities	16		38	12	66	
	Moderate/Severe Disabilities	2		11	1	14	
School District Total				87	218	41	346
OAKLAND UNITY HIGH	Single Subject Teaching Credential	Foreign Language: Spanish	0	1	0	1	

TABLE 5C
Distribution of Intern Credentials, Permits and Waivers by County, School District, Type and by Subject Area
July 1, 2016 to June 30, 2017

Note: Counties with no Intern Credentials, Permits or Waivers are not included in this table.

County	School District	Credential Name	Subject Area	Intern Credentials - Total	Permits - Total	Waivers - Total	Total Interns, Permits and Waivers
Alameda	OAKLAND UNITY HIGH	School District Total		0	1	0	1
	OAKLAND UNITY HIGH SCHOOL	Single Subject Teaching Credential	Chemistry (Specialized)	1	0	0	1
			Foreign Language: Spanish	1	0	0	1
			Mathematics (Foundational-Level)	1	0	0	1
		School District Total		3	0	0	3
	OAKLAND UNITY MIDDLE	Single Subject Teaching Credential	Mathematics	0	1	0	1
			Social Science	0	1	0	1
		School District Total		0	2	0	2
	PIEDMONT CITY UNIFIED SCHOOL DISTRICT	Multiple Subject Teaching Credential	General Subjects	1	0	0	1
		Single Subject Teaching Credential	English	0	1	0	1
			Mathematics (Foundational-Level)	0	1	0	1
			Music	0	1	0	1
			Science: Biological Sciences	0	1	0	1
			Social Science	0	2	0	2
		Education Specialist Instruction Credential	Moderate/Severe Disabilities	0	3	0	3
		School District Total		1	9	0	10
	PLEASANTON UNIFIED SCHOOL DISTRICT	Single Subject Teaching Credential	English	1	2	0	3
			Foreign Language: American Sign Language	2	1	0	3

TABLE 5C
Distribution of Intern Credentials, Permits and Waivers by County, School District, Type and by Subject Area
July 1, 2016 to June 30, 2017

Note: Counties with no Intern Credentials, Permits or Waivers are not included in this table.

County	School District	Credential Name	Subject Area	Intern Credentials - Total	Permits - Total	Waivers - Total	Total Interns, Permits and Waivers	
Alameda	PLEASANTON UNIFIED SCHOOL DISTRICT	Single Subject Teaching Credential	Foreign Language: Spanish	0	1	0	1	
			General Science (Foundational-Level)	1	0	0	1	
			Home Economics	0	1	0	1	
			Mathematics	1	1	0	2	
			Music	0	1	0	1	
			Physical Education	1	0	0	1	
			Social Science	0	1	0	1	
		Education Specialist Instruction Credential	Mild/Moderate Disabilities	3	4	1	8	
		Moderate/Severe Disabilities	0	1	0	1		
	School District Total				9	13	1	23
	REALM CHARTER MIDDLE	Single Subject Teaching Credential	General Science (Foundational-Level)	1	0	0	1	
			Social Science	0	1	0	1	
		School District Total				1	1	0
	REALM HIGH	Single Subject Teaching Credential	Foreign Language: Mandarin	1	0	0	1	
		School District Total				1	0	0
	SAN LEANDRO UNIFIED SCHOOL DISTRICT	Multiple Subject Teaching Credential	General Subjects	1	1	0	2	
		Single Subject Teaching Credential	General Science (Foundational-Level)	0	1	0	1	
Health Science			0	1	0	1		

TABLE 5C
Distribution of Intern Credentials, Permits and Waivers by County, School District, Type and by Subject Area
July 1, 2016 to June 30, 2017

Note: Counties with no Intern Credentials, Permits or Waivers are not included in this table.

County	School District	Credential Name	Subject Area	Intern Credentials - Total	Permits - Total	Waivers - Total	Total Interns, Permits and Waivers	
Alameda	SAN LEANDRO UNIFIED SCHOOL DISTRICT	Single Subject Teaching Credential	Music	0	1	0	1	
			Physical Education	1	0	0	1	
			Science: Geosciences	0	2	0	2	
		Education Specialist Instruction Credential	Mild/Moderate Disabilities	4	0	0	4	
		School District Total		6	6	0	12	
	SAN LORENZO UNIFIED SCHOOL DISTRICT	Single Subject Teaching Credential	Foreign Language: American Sign Language	0	1	1	2	
			Foreign Language: Mandarin	0	1	0	1	
			Foreign Language: Spanish	0	1	0	1	
			General Science (Foundational-Level)	0	9	0	9	
			Health Science	0	1	0	1	
			Mathematics	0	1	2	3	
			Mathematics (Foundational-Level)	1	4	0	5	
			Physical Education	1	3	0	4	
			Science: Biological Sciences	0	1	0	1	
			Social Science	0	2	0	2	
			Education Specialist Instruction Credential	Early Childhood Special Education	2	0	0	2
			Mild/Moderate Disabilities	2	1	0	3	
		Moderate/Severe Disabilities	0	8	0	8		

TABLE 5C
Distribution of Intern Credentials, Permits and Waivers by County, School District, Type and by Subject Area
July 1, 2016 to June 30, 2017

Note: Counties with no Intern Credentials, Permits or Waivers are not included in this table.

County	School District	Credential Name	Subject Area	Intern Credentials - Total	Permits - Total	Waivers - Total	Total Interns, Permits and Waivers
Alameda	SAN LORENZO UNIFIED SCHOOL DISTRICT	School District Total		6	33	3	42
	SENECA CENTER	Education Specialist Instruction Credential	Mild/Moderate Disabilities	3	0	0	3
		School District Total		3	0	0	3
	SENECA CENTER - PATHFINDER ACADEMY	Education Specialist Instruction Credential	Mild/Moderate Disabilities	0	1	0	1
		School District Total		0	1	0	1
	SENECA JAMES BALDWIN ACADEMY	Education Specialist Instruction Credential	Mild/Moderate Disabilities	0	1	0	1
		School District Total		0	1	0	1
	SPECTRUM CENTER - CAMDEN	Education Specialist Instruction Credential	Moderate/Severe Disabilities	0	1	0	1
		School District Total		0	1	0	1
	SPECTRUM CENTER - MISSION VALLEY CAMPUS	Education Specialist Instruction Credential	Mild/Moderate Disabilities	1	0	0	1
		School District Total		1	0	0	1
	SUNOL GLEN UNIFIED SCHOOL DISTRICT	Single Subject Teaching Credential	Mathematics	0	1	0	1
		School District Total		0	1	0	1
	VINCENT ACADEMY	Multiple Subject Teaching Credential	General Subjects	0	2	0	2
		School District Total		0	2	0	2
	YU MING CHARTER	Multiple Subject Teaching Credential	General Subjects	0	4	0	4
		Single Subject Teaching Credential	Music	0	1	0	1
		Education Specialist Instruction Credential	Mild/Moderate Disabilities	0	1	0	1

TABLE 5C
Distribution of Intern Credentials, Permits and Waivers by County, School District, Type and by Subject Area
July 1, 2016 to June 30, 2017

Note: Counties with no Intern Credentials, Permits or Waivers are not included in this table.

County	School District	Credential Name	Subject Area	Intern Credentials - Total	Permits - Total	Waivers - Total	Total Interns, Permits and Waivers
Alameda	YU MING CHARTER	School District Total		0	6	0	6
		Total		238	501	51	790
Amador	AMADOR COUNTY OFFICE OF EDUCATION	Education Specialist Instruction Credential	Mild/Moderate Disabilities	0	1	0	1
			Moderate/Severe Disabilities	0	1	0	1
		School District Total		0	2	0	2
	AMADOR COUNTY UNIFIED SCHOOL DISTRICT	Multiple Subject Teaching Credential	General Subjects	1	1	0	2
			Single Subject Teaching Credential	English	0	1	0
		Single Subject Teaching Credential	General Science (Foundational-Level)	0	1	0	1
			Mathematics (Foundational-Level)	0	2	0	2
			Physical Education	1	0	0	1
	School District Total		2	5	0	7	
	Total		2	7	0	9	
Butte	ACHIEVE CHARTER SCHOOL OF PARADISE INC	Multiple Subject Teaching Credential	General Subjects	0	1	0	1
			School District Total		0	1	0
	BIGGS UNIFIED SCHOOL DISTRICT	Multiple Subject Teaching Credential	General Subjects	0	1	0	1
			School District Total		0	1	0
	BUTTE COUNTY OFFICE OF EDUCATION	Education Specialist Instruction Credential	Deaf and Hard-of-Hearing	0	1	0	1
			Mild/Moderate Disabilities	0	1	0	1

TABLE 5C
Distribution of Intern Credentials, Permits and Waivers by County, School District, Type and by Subject Area
July 1, 2016 to June 30, 2017

Note: Counties with no Intern Credentials, Permits or Waivers are not included in this table.

County	School District	Credential Name	Subject Area	Intern Credentials - Total	Permits - Total	Waivers - Total	Total Interns, Permits and Waivers
Butte	BUTTE COUNTY OFFICE OF EDUCATION	Education Specialist Instruction Credential	Moderate/Severe Disabilities	2	1	0	3
		School District Total			2	3	0
	CHICO UNIFIED SCHOOL DISTRICT	Multiple Subject Teaching Credential	General Subjects	1	0	0	1
		Single Subject Teaching Credential	Agriculture	1	0	0	1
			Foreign Language: Spanish	1	1	0	2
			General Science (Foundational-Level)	0	1	0	1
			Health Science	0	1	0	1
			Home Economics	0	1	0	1
			Mathematics	0	1	0	1
			Mathematics (Foundational-Level)	0	2	0	2
		Education Specialist Instruction Credential	Mild/Moderate Disabilities	0	2	0	2
	School District Total			3	9	0	12
	FOREST RANCH CHARTER	Multiple Subject Teaching Credential	General Subjects	0	1	0	1
		School District Total			0	1	0
	IPAKANNI EARLY COLLEGE CHARTER	Multiple Subject Teaching Credential	General Subjects	1	0	0	1
		School District Total			1	0	0
	OROVILLE CITY ELEMENTARY	Education Specialist Instruction Credential	Mild/Moderate Disabilities	0	1	0	1
		School District Total			0	1	0

TABLE 5C
Distribution of Intern Credentials, Permits and Waivers by County, School District, Type and by Subject Area
July 1, 2016 to June 30, 2017

Note: Counties with no Intern Credentials, Permits or Waivers are not included in this table.

County	School District	Credential Name	Subject Area	Intern Credentials - Total	Permits - Total	Waivers - Total	Total Interns, Permits and Waivers	
Butte	OROVILLE UNION HIGH SCHOOL DISTRICT	Single Subject Teaching Credential	English	0	1	0	1	
			Industrial and Technology Education	1	0	0	1	
		School District Total			1	1	0	2
	PARADISE UNIFIED SCHOOL DISTRICT	Single Subject Teaching Credential	Mathematics	0	0	1	1	
		School District Total			0	0	1	1
	SIERRA SCHOOL OF BUTTE COUNTY	Education Specialist Instruction Credential	Mild/Moderate Disabilities	0	1	0	1	
		School District Total			0	1	0	1
	Total				7	18	1	26
	Calaveras	BRET HARTE UNION HIGH SCHOOL DISTRICT	Single Subject Teaching Credential	English	1	0	0	1
				Foreign Language: Spanish	1	1	0	2
School District Total			2	1	0	3		
CALAVERAS COUNTY OFFICE OF EDUCATION		Education Specialist Instruction Credential	Early Childhood Special Education	0	1	0	1	
		School District Total			0	1	0	1
CALAVERAS UNIFIED SCHOOL DISTRICT		Multiple Subject Teaching Credential	General Subjects	0	1	0	1	
		Single Subject Teaching Credential	Agriculture	0	1	0	1	
			Art	0	1	0	1	
			Foreign Language: Spanish	0	1	0	1	
		Education Specialist Instruction Credential	Mild/Moderate Disabilities	3	0	0	3	

TABLE 5C
Distribution of Intern Credentials, Permits and Waivers by County, School District, Type and by Subject Area
July 1, 2016 to June 30, 2017

Note: Counties with no Intern Credentials, Permits or Waivers are not included in this table.

County	School District	Credential Name	Subject Area	Intern Credentials - Total	Permits - Total	Waivers - Total	Total Interns, Permits and Waivers	
Calaveras	CALAVERAS UNIFIED SCHOOL DISTRICT	Education Specialist Instruction Credential	Moderate/Severe Disabilities	0	1	0	1	
		School District Total			3	5	0	8
	VALLECITO UNION ELEMENTARY SCHOOL DISTRICT	Multiple Subject Teaching Credential	General Subjects	0	1	0	1	
		Education Specialist Instruction Credential	Mild/Moderate Disabilities	0	2	0	2	
			Moderate/Severe Disabilities	0	2	0	2	
		School District Total			0	5	0	5
	Total				5	12	0	17
	Colusa	COLUSA COUNTY OFFICE OF EDUCATION	Education Specialist Instruction Credential	Mild/Moderate Disabilities	0	2	0	2
				Moderate/Severe Disabilities	1	0	0	1
			School District Total			1	2	0
COLUSA UNIFIED SCHOOL DISTRICT		Multiple Subject Teaching Credential	General Subjects	1	0	0	1	
		Single Subject Teaching Credential	English	1	0	0	1	
			Physical Education	1	1	0	2	
			Science: Physics	0	1	0	1	
		School District Total			3	2	0	5
MAXWELL UNIFIED SCHOOL DISTRICT		Multiple Subject Teaching Credential	General Subjects	0	1	0	1	
		Single Subject Teaching Credential	Mathematics (Foundational-Level)	1	0	0	1	
		School District Total			1	1	0	2

TABLE 5C
Distribution of Intern Credentials, Permits and Waivers by County, School District, Type and by Subject Area
July 1, 2016 to June 30, 2017

Note: Counties with no Intern Credentials, Permits or Waivers are not included in this table.

County	School District	Credential Name	Subject Area	Intern Credentials - Total	Permits - Total	Waivers - Total	Total Interns, Permits and Waivers	
Colusa	PIERCE JOINT UNIFIED SCHOOL DISTRICT	Multiple Subject Teaching Credential	General Subjects	2	0	0	2	
		Single Subject Teaching Credential	Mathematics	0	1	0	1	
			Social Science	0	1	0	1	
		School District Total			2	2	0	4
	WILLIAMS UNIFIED SCHOOL DISTRICT	Single Subject Teaching Credential	Mathematics	0	1	0	1	
			Physical Education	1	0	0	1	
			Social Science	0	1	0	1	
		School District Total			1	2	0	3
	Total				8	9	0	17
	Contra Costa	ACALANES UNION HIGH SCHOOL DISTRICT	Single Subject Teaching Credential	English	0	1	0	1
				Foreign Language: Spanish	0	1	0	1
Mathematics				1	1	0	2	
Science: Biological Sciences				0	1	0	1	
Science: Chemistry				0	1	0	1	
Social Science				0	2	0	2	
School District Total			1	7	0	8		
ANOVA CENTER FOR EDUCATION, CONCORD		Education Specialist Instruction Credential	Mild/Moderate Disabilities	2	0	0	2	
	Moderate/Severe Disabilities		0	1	0	1		

TABLE 5C
Distribution of Intern Credentials, Permits and Waivers by County, School District, Type and by Subject Area
July 1, 2016 to June 30, 2017

Note: Counties with no Intern Credentials, Permits or Waivers are not included in this table.

County	School District	Credential Name	Subject Area	Intern Credentials - Total	Permits - Total	Waivers - Total	Total Interns, Permits and Waivers	
Contra Costa	ANOVA CENTER FOR EDUCATION, CONCORD	School District Total		2	1	0	3	
	ANTIOCH UNIFIED SCHOOL DISTRICT	Multiple Subject Teaching Credential	General Subjects	1	7	0	8	
		Single Subject Teaching Credential	Art		0	1	0	1
			English		0	2	0	2
			Foreign Language: Spanish		1	0	0	1
			General Science (Foundational-Level)		0	1	1	2
			Mathematics		0	7	0	7
			Music		1	3	0	4
			Physical Education		5	1	0	6
			Social Science		0	1	0	1
		Education Specialist Instruction Credential	Mild/Moderate Disabilities	2	6	0	8	
	School District Total			10	29	1	40	
	ASPIRE RICHMOND CA. COLLEGE PREPARATORY ACADEMY	Single Subject Teaching Credential	Social Science	0	1	0	1	
		School District Total		0	1	0	1	
	BRENTWOOD UNION SCHOOL DISTRICT	Multiple Subject Teaching Credential	General Subjects	1	0	0	1	
		Single Subject Teaching Credential	General Science (Foundational-Level)	0	1	0	1	
		Education Specialist Instruction Credential	Early Childhood Special Education	0	1	0	1	
			Mild/Moderate Disabilities	1	6	0	7	

TABLE 5C
Distribution of Intern Credentials, Permits and Waivers by County, School District, Type and by Subject Area
July 1, 2016 to June 30, 2017

Note: Counties with no Intern Credentials, Permits or Waivers are not included in this table.

County	School District	Credential Name	Subject Area	Intern Credentials - Total	Permits - Total	Waivers - Total	Total Interns, Permits and Waivers
Contra Costa	BRENTWOOD UNION SCHOOL DISTRICT	Education Specialist Instruction Credential	Moderate/Severe Disabilities	0	1	0	1
		School District Total			2	9	0
	CALIBER: BETA ACADEMY	Multiple Subject Teaching Credential	General Subjects	3	2	0	5
		School District Total			3	2	0
	CLAYTON VALLEY CHARTER HIGH	Single Subject Teaching Credential	English	1	0	0	1
			Mathematics	0	1	0	1
			Mathematics (Foundational-Level)	1	0	0	1
			Social Science	0	1	0	1
		Education Specialist Instruction Credential	Mild/Moderate Disabilities	0	1	0	1
		School District Total			2	3	0
	CONTRA COSTA COUNTY OFFICE OF EDUCATION	Multiple Subject Teaching Credential	General Subjects	0	1	0	1
		Single Subject Teaching Credential	Mathematics	1	0	0	1
		Education Specialist Instruction Credential	Mild/Moderate Disabilities	2	1	0	3
			Moderate/Severe Disabilities	0	5	0	5
		School District Total			3	7	0
	CONTRA COSTA SCHOOL OF PERFORMING ARTS	Education Specialist Instruction Credential	Mild/Moderate Disabilities	2	0	0	2
		School District Total			2	0	0
	EAGLES PEAK MONTESSOURI SCHOOL	Multiple Subject Teaching Credential	General Subjects	1	0	0	1

TABLE 5C
Distribution of Intern Credentials, Permits and Waivers by County, School District, Type and by Subject Area
July 1, 2016 to June 30, 2017

Note: Counties with no Intern Credentials, Permits or Waivers are not included in this table.

County	School District	Credential Name	Subject Area	Intern Credentials - Total	Permits - Total	Waivers - Total	Total Interns, Permits and Waivers
Contra Costa	EAGLES PEAK MONTESSOURI SCHOOL	School District Total		1	0	0	1
	JOHN HENRY HIGH	Single Subject Teaching Credential	Foreign Language: Spanish	0	1	0	1
			Mathematics	1	2	0	3
			Social Science	0	1	0	1
		School District Total		1	4	0	5
	JOHN SWETT UNIFIED SCHOOL DISTRICT	Single Subject Teaching Credential	Music	1	0	0	1
			Physical Education	1	0	0	1
			Social Science	1	0	0	1
		Education Specialist Instruction Credential	Early Childhood Special Education	0	0	1	1
			Mild/Moderate Disabilities	0	2	0	2
			Moderate/Severe Disabilities	0	2	0	2
		School District Total		3	4	1	8
	KNIGHTSEN ELEMENTARY SCHOOL DISTRICT	Multiple Subject Teaching Credential	General Subjects	1	0	0	1
		School District Total		1	0	0	1
	LAFAYETTE ELEMENTARY SCHOOL DISTRICT	Multiple Subject Teaching Credential	General Subjects	1	0	0	1
		Education Specialist Instruction Credential	Mild/Moderate Disabilities	0	1	0	1
		School District Total		1	1	0	2
	LEADERSHIP PUBLIC SCHOOLS: RICHMOND	Single Subject Teaching Credential	English	1	0	0	1

TABLE 5C
Distribution of Intern Credentials, Permits and Waivers by County, School District, Type and by Subject Area
July 1, 2016 to June 30, 2017

Note: Counties with no Intern Credentials, Permits or Waivers are not included in this table.

County	School District	Credential Name	Subject Area	Intern Credentials - Total	Permits - Total	Waivers - Total	Total Interns, Permits and Waivers
Contra Costa	LEADERSHIP PUBLIC SCHOOLS: RICHMOND	Single Subject Teaching Credential	Mathematics (Foundational-Level)	2	0	0	2
			Science: Biological Sciences	0	1	0	1
			Social Science	0	2	0	2
		School District Total			3	3	0
	LIBERTY UNION HIGH SCHOOL DISTRICT	Single Subject Teaching Credential	Foreign Language: French	0	1	0	1
			Foreign Language: Spanish	1	0	0	1
			Physical Education	1	0	0	1
		Education Specialist Instruction Credential	Mild/Moderate Disabilities	0	3	0	3
			Moderate/Severe Disabilities	1	0	0	1
		School District Total			3	4	0
	MAKING WAVES ACADEMY	Multiple Subject Teaching Credential	General Subjects	1	0	0	1
			Single Subject Teaching Credential	English	3	0	0
		Single Subject Teaching Credential	General Science (Foundational-Level)	1	0	0	1
			School District Total			5	0
	MARTINEZ UNIFIED SCHOOL DISTRICT	Single Subject Teaching Credential	Mathematics	0	1	0	1
			Education Specialist Instruction Credential	Mild/Moderate Disabilities	1	0	0
		School District Total			1	1	0
MORAGA ELEMENTARY SCHOOL DISTRICT	Multiple Subject Teaching Credential	General Subjects	1	0	0	1	

TABLE 5C
Distribution of Intern Credentials, Permits and Waivers by County, School District, Type and by Subject Area
July 1, 2016 to June 30, 2017

Note: Counties with no Intern Credentials, Permits or Waivers are not included in this table.

County	School District	Credential Name	Subject Area	Intern Credentials - Total	Permits - Total	Waivers - Total	Total Interns, Permits and Waivers
Contra Costa	MORAGA ELEMENTARY SCHOOL DISTRICT	Education Specialist Instruction Credential	Mild/Moderate Disabilities	2	0	0	2
		School District Total		3	0	0	3
	MT. DIABLO UNIFIED SCHOOL DISTRICT	Multiple Subject Teaching Credential	General Subjects	0	18	0	18
		Single Subject Teaching Credential	Art	0	1	0	1
			English	2	2	1	5
			Foreign Language: French	0	1	0	1
			Foreign Language: Spanish	1	5	0	6
			General Science (Foundational-Level)	0	2	0	2
			Mathematics	0	5	0	5
			Mathematics (Foundational-Level)	0	1	0	1
			Music	1	1	0	2
			Physical Education	0	3	0	3
			Science: Biological Sciences	0	2	0	2
			Science: Chemistry	0	1	0	1
			Social Science	1	3	0	4
	Education Specialist Instruction Credential	Deaf and Hard-of-Hearing	0	1	0	1	
		Early Childhood Special Education	1	3	0	4	
		Mild/Moderate Disabilities	3	10	0	13	

TABLE 5C
Distribution of Intern Credentials, Permits and Waivers by County, School District, Type and by Subject Area
July 1, 2016 to June 30, 2017

Note: Counties with no Intern Credentials, Permits or Waivers are not included in this table.

County	School District	Credential Name	Subject Area	Intern Credentials - Total	Permits - Total	Waivers - Total	Total Interns, Permits and Waivers
Contra Costa	MT. DIABLO UNIFIED SCHOOL DISTRICT	Education Specialist Instruction Credential	Moderate/Severe Disabilities	0	10	0	10
			Visual Impairments	1	1	0	2
		School District Total			10	70	1
	OAKLEY UNION ELEMENTARY SCHOOL DISTRICT	Multiple Subject Teaching Credential	General Subjects	0	5	0	5
			Single Subject Teaching Credential	Art	0	1	0
		Single Subject Teaching Credential	English	1	1	0	2
			General Science (Foundational-Level)	0	1	0	1
			Industrial and Technology Education	0	1	0	1
			Mathematics (Foundational-Level)	0	1	0	1
			Music	1	0	0	1
			Education Specialist Instruction Credential	Early Childhood Special Education	0	0	1
		Education Specialist Instruction Credential	Mild/Moderate Disabilities	3	2	0	5
			Moderate/Severe Disabilities	0	3	0	3
	School District Total			5	15	1	21
	ORINDA UNION ELEMENTARY SCHOOL DISTRICT	Multiple Subject Teaching Credential	General Subjects	1	1	0	2
		School District Total			1	1	0
	PITTSBURG UNIFIED SCHOOL DISTRICT	Multiple Subject Teaching Credential	General Subjects	4	10	2	16
		Single Subject Teaching Credential	Art	0	1	0	1

TABLE 5C
Distribution of Intern Credentials, Permits and Waivers by County, School District, Type and by Subject Area
July 1, 2016 to June 30, 2017

Note: Counties with no Intern Credentials, Permits or Waivers are not included in this table.

County	School District	Credential Name	Subject Area	Intern Credentials - Total	Permits - Total	Waivers - Total	Total Interns, Permits and Waivers	
Contra Costa	PITTSBURG UNIFIED SCHOOL DISTRICT	Single Subject Teaching Credential	English	1	4	1	6	
			Foreign Language: French	0	1	0	1	
			General Science (Foundational-Level)	1	0	0	1	
			Mathematics	0	1	0	1	
			Mathematics (Foundational-Level)	2	1	0	3	
			Music	0	1	0	1	
			Physical Education	1	1	0	2	
			Science: Biological Sciences	0	1	0	1	
			Science: Chemistry	2	1	0	3	
			Science: Geosciences	1	0	0	1	
			Social Science	1	2	0	3	
			Education Specialist Instruction Credential	Mild/Moderate Disabilities	1	5	1	7
		Moderate/Severe Disabilities	0	2	1	3		
	School District Total				14	31	5	50
		RICHMOND CHARTER ACADEMY	Multiple Subject Teaching Credential	General Subjects	0	4	0	4
	School District Total				0	4	0	4
		RICHMOND CHARTER ELEMENTARY-BENITO JUAREZ	Multiple Subject Teaching Credential	General Subjects	1	0	0	1
	School District Total				1	0	0	1

TABLE 5C
Distribution of Intern Credentials, Permits and Waivers by County, School District, Type and by Subject Area
July 1, 2016 to June 30, 2017

Note: Counties with no Intern Credentials, Permits or Waivers are not included in this table.

County	School District	Credential Name	Subject Area	Intern Credentials - Total	Permits - Total	Waivers - Total	Total Interns, Permits and Waivers
Contra Costa	ROCKETSHIP FUTURO ACADEMY	Multiple Subject Teaching Credential	General Subjects	1	1	6	8
		School District Total			1	1	6
	SAN RAMON VALLEY UNIFIED SCHOOL DISTRICT	Multiple Subject Teaching Credential	General Subjects	1	4	0	5
		Single Subject Teaching Credential	Biological Sciences (Specialized)	1	0	0	1
			English	0	1	0	1
			Foreign Language: Spanish	1	4	0	5
			General Science (Foundational-Level)	0	1	0	1
			Health Science	0	3	0	3
			Industrial and Technology Education	0	1	0	1
			Mathematics	1	2	0	3
			Mathematics (Foundational-Level)	1	4	0	5
			Music	0	2	0	2
			Physical Education	1	3	1	5
			Science: Biological Sciences	1	1	0	2
			Social Science	0	1	0	1
	Education Specialist Instruction Credential	Early Childhood Special Education	0	2	0	2	
		Mild/Moderate Disabilities	6	8	0	14	
		Moderate/Severe Disabilities	0	3	0	3	

TABLE 5C
Distribution of Intern Credentials, Permits and Waivers by County, School District, Type and by Subject Area
July 1, 2016 to June 30, 2017

Note: Counties with no Intern Credentials, Permits or Waivers are not included in this table.

County	School District	Credential Name	Subject Area	Intern Credentials - Total	Permits - Total	Waivers - Total	Total Interns, Permits and Waivers
Contra Costa	SAN RAMON VALLEY UNIFIED SCHOOL DISTRICT	School District Total		13	40	1	54
	SENECA FAMILY OF AGENCIES - OLIVERA SCHOOL	Education Specialist Instruction Credential	Mild/Moderate Disabilities	1	0	0	1
		School District Total		1	0	0	1
	SIERRA SCHOOLS AT ANTIOCH - DIABLO VISTA	Education Specialist Instruction Credential	Mild/Moderate Disabilities	0	1	0	1
		School District Total		0	1	0	1
	SPECTRUM CENTER - DEANZA	Education Specialist Instruction Credential	Moderate/Severe Disabilities	1	0	0	1
		School District Total		1	0	0	1
	WALNUT CREEK ELEMENTARY	Single Subject Teaching Credential	Mathematics	0	1	0	1
			Social Science	0	1	0	1
		Education Specialist Instruction Credential	Mild/Moderate Disabilities	1	0	0	1
		School District Total		1	2	0	3
	WELLSPRING EDUCATIONAL SERVICES INC	Education Specialist Instruction Credential	Mild/Moderate Disabilities	1	0	0	1
		School District Total		1	0	0	1
	WEST CONTRA COSTA UNIFIED SCHOOL DISTRICT	Multiple Subject Teaching Credential	General Subjects	22	19	7	48
		Single Subject Teaching Credential	Art	1	0	0	1
			English	7	6	0	13
			Foreign Language: French	1	1	0	2
			Foreign Language: Spanish	1	0	0	1

TABLE 5C
Distribution of Intern Credentials, Permits and Waivers by County, School District, Type and by Subject Area
July 1, 2016 to June 30, 2017

Note: Counties with no Intern Credentials, Permits or Waivers are not included in this table.

County	School District	Credential Name	Subject Area	Intern Credentials - Total	Permits - Total	Waivers - Total	Total Interns, Permits and Waivers		
Contra Costa	WEST CONTRA COSTA UNIFIED SCHOOL DISTRICT	Single Subject Teaching Credential	Mathematics	1	3	1	5		
			Mathematics (Foundational-Level)	4	2	0	6		
			Physical Education	2	1	2	5		
			Science: Biological Sciences	3	5	0	8		
			Science: Chemistry	0	2	0	2		
			Science: Physics	0	1	0	1		
			Social Science	1	2	0	3		
		Education Specialist Instruction Credential	Early Childhood Special Education	0	1	2	3		
			Mild/Moderate Disabilities	11	5	9	25		
			Moderate/Severe Disabilities	1	3	3	7		
			Visual Impairments	0	0	3	3		
		School District Total				55	51	27	133
		Total				151	292	43	486
Del Norte	DEL NORTE COUNTY OFFICE OF EDUCATION	Multiple Subject Teaching Credential	General Subjects	0	4	0	4		
		Single Subject Teaching Credential	Mathematics	0	1	0	1		
		Education Specialist Instruction Credential	Moderate/Severe Disabilities	0	3	0	3		
		School District Total			0	8	0	8	
	DEL NORTE COUNTY UNIFIED SCHOOL	Multiple Subject Teaching Credential	General Subjects	0	1	0	1		

TABLE 5C
Distribution of Intern Credentials, Permits and Waivers by County, School District, Type and by Subject Area
July 1, 2016 to June 30, 2017

Note: Counties with no Intern Credentials, Permits or Waivers are not included in this table.

County	School District	Credential Name	Subject Area	Intern Credentials - Total	Permits - Total	Waivers - Total	Total Interns, Permits and Waivers	
Del Norte	DEL NORTE COUNTY UNIFIED SCHOOL DISTRICT	Single Subject Teaching Credential	Physical Education	0	1	0	1	
		School District Total			0	2	0	2
	UNCHARTED SHORES ACADEMY	Multiple Subject Teaching Credential	General Subjects	0	1	0	1	
		School District Total			0	1	0	1
	Total				0	11	0	11
	El Dorado	ASPIRE ALEXANDER TWILIGHT SECONDARY ACADEMY	Multiple Subject Teaching Credential	General Subjects	0	1	0	1
			Single Subject Teaching Credential	Mathematics	1	0	0	1
School District Total			1	1	0	2		
ASPIRE PORT CITY ACADEMY		Multiple Subject Teaching Credential	General Subjects	0	1	0	1	
		School District Total			0	1	0	1
BLACK OAK MINE UNIFIED SCHOOL DISTRICT		Single Subject Teaching Credential	Art	0	1	0	1	
			English	0	2	0	2	
			Mathematics	0	1	0	1	
			Social Science	0	1	0	1	
		Education Specialist Instruction Credential	Mild/Moderate Disabilities	0	2	0	2	
		School District Total			0	7	0	7
CAMINO UNION ELEMENTARY SCHOOL DISTRICT		Education Specialist Instruction Credential	Mild/Moderate Disabilities	1	1	0	2	
		School District Total			1	1	0	2

TABLE 5C
Distribution of Intern Credentials, Permits and Waivers by County, School District, Type and by Subject Area
July 1, 2016 to June 30, 2017

Note: Counties with no Intern Credentials, Permits or Waivers are not included in this table.

County	School District	Credential Name	Subject Area	Intern Credentials - Total	Permits - Total	Waivers - Total	Total Interns, Permits and Waivers
El Dorado	EL DORADO COUNTY OFFICE OF EDUCATION	Education Specialist Instruction Credential	Early Childhood Special Education	0	1	0	1
			Mild/Moderate Disabilities	0	1	0	1
			Moderate/Severe Disabilities	0	2	0	2
		School District Total			0	4	0
	EL DORADO UNION HIGH SCHOOL DISTRICT	Single Subject Teaching Credential	Art	1	0	0	1
			English	2	0	0	2
			Foreign Language: French	0	1	0	1
			Foreign Language: Spanish	0	1	0	1
			Physical Education	0	1	0	1
			Science: Biological Sciences	0	1	0	1
		Education Specialist Instruction Credential	Mild/Moderate Disabilities	2	1	0	3
		School District Total			5	5	0
	GOLD TRAIL UNION SCHOOL DISTRICT	Education Specialist Instruction Credential	Mild/Moderate Disabilities	0	1	0	1
			Moderate/Severe Disabilities	0	1	0	1
		School District Total			0	2	0
	GUIDING HANDS, INC.	Education Specialist Instruction Credential	Mild/Moderate Disabilities	1	0	0	1
			Moderate/Severe Disabilities	1	0	0	1
		School District Total			2	0	0

TABLE 5C
Distribution of Intern Credentials, Permits and Waivers by County, School District, Type and by Subject Area
July 1, 2016 to June 30, 2017

Note: Counties with no Intern Credentials, Permits or Waivers are not included in this table.

County	School District	Credential Name	Subject Area	Intern Credentials - Total	Permits - Total	Waivers - Total	Total Interns, Permits and Waivers	
El Dorado	LAKE TAHOE UNIFIED SCHOOL DISTRICT	Single Subject Teaching Credential	Physical Education	0	1	0	1	
		School District Total			0	1	0	1
	OPPORTUNITY ACRES: INDEPENDENT TRAILS	Education Specialist Instruction Credential	Moderate/Severe Disabilities	1	0	0	1	
		School District Total			1	0	0	1
	PIONEER UNION ELEMENTARY SCHOOL DISTRICT	Single Subject Teaching Credential	Physical Education	0	1	0	1	
		School District Total			0	1	0	1
	POLLOCK PINES ELEMENTARY	Education Specialist Instruction Credential	Mild/Moderate Disabilities	0	1	0	1	
		School District Total			0	1	0	1
	RESCUE UNION SCHOOL DISTRICT	Multiple Subject Teaching Credential	General Subjects	1	0	0	1	
			Mild/Moderate Disabilities	0	1	0	1	
		Education Specialist Instruction Credential	Moderate/Severe Disabilities	0	2	0	2	
			School District Total			1	3	0
	Total				11	27	0	38
	Fresno	ALVINA ELEMENTARY (CHARTER)	Multiple Subject Teaching Credential	General Subjects	1	0	0	1
School District Total			1	0	0	1		
BIG PICTURE HIGH SCHOOL - FRESNO		Multiple Subject Teaching Credential	General Subjects	0	4	0	4	
		Single Subject Teaching Credential	Science: Biological Sciences	1	1	0	2	
			Social Science	0	1	0	1	

TABLE 5C
Distribution of Intern Credentials, Permits and Waivers by County, School District, Type and by Subject Area
July 1, 2016 to June 30, 2017

Note: Counties with no Intern Credentials, Permits or Waivers are not included in this table.

County	School District	Credential Name	Subject Area	Intern Credentials - Total	Permits - Total	Waivers - Total	Total Interns, Permits and Waivers
Fresno	BIG PICTURE HIGH SCHOOL - FRESNO	School District Total		1	6	0	7
	BURREL UNION ELEMENTARY	Multiple Subject Teaching Credential	General Subjects	4	1	0	5
		School District Total		4	1	0	5
	CARTER G. WOODSON CHARTER SCHOOL	Single Subject Teaching Credential	Mathematics (Foundational-Level)	1	0	0	1
		School District Total		1	0	0	1
	CARUTHERS UNIFIED SCHOOL DISTRICT	Multiple Subject Teaching Credential	General Subjects	1	3	0	4
		Single Subject Teaching Credential	Music	0	1	0	1
			Science: Biological Sciences	1	0	0	1
		Education Specialist Instruction Credential	Mild/Moderate Disabilities	1	1	0	2
		School District Total		3	5	0	8
	CENTRAL UNIFIED SCHOOL DISTRICT	Multiple Subject Teaching Credential	General Subjects	8	3	0	11
		Single Subject Teaching Credential	Agriculture	0	1	0	1
			Art	0	1	0	1
			English	1	1	0	2
			General Science (Foundational-Level)	0	1	0	1
			Home Economics	0	1	0	1
			Mathematics	2	1	0	3
			Mathematics (Foundational-Level)	0	1	0	1

TABLE 5C
Distribution of Intern Credentials, Permits and Waivers by County, School District, Type and by Subject Area
July 1, 2016 to June 30, 2017

Note: Counties with no Intern Credentials, Permits or Waivers are not included in this table.

County	School District	Credential Name	Subject Area	Intern Credentials - Total	Permits - Total	Waivers - Total	Total Interns, Permits and Waivers	
Fresno	CENTRAL UNIFIED SCHOOL DISTRICT	Single Subject Teaching Credential	Physical Education	1	0	0	1	
			Science: Biological Sciences	0	1	0	1	
			Social Science	1	0	0	1	
		Education Specialist Instruction Credential	Early Childhood Special Education	0	2	0	2	
			Mild/Moderate Disabilities	4	8	0	12	
			Moderate/Severe Disabilities	0	1	0	1	
		School District Total				17	22	0
	CLOVIS UNIFIED SCHOOL DISTRICT	CLOVIS UNIFIED SCHOOL DISTRICT	Multiple Subject Teaching Credential	General Subjects	2	5	0	7
			Single Subject Teaching Credential	English	0	4	0	4
				Health Science	0	1	0	1
				Industrial and Technology Education	0	1	0	1
				Mathematics	0	1	0	1
				Mathematics (Foundational-Level)	1	0	0	1
				Music	1	1	0	2
				Physical Education	1	6	0	7
Science: Biological Sciences				1	1	0	2	
Science: Geosciences				1	0	0	1	
Science: Physics	2	0	0	2				

TABLE 5C
Distribution of Intern Credentials, Permits and Waivers by County, School District, Type and by Subject Area
July 1, 2016 to June 30, 2017

Note: Counties with no Intern Credentials, Permits or Waivers are not included in this table.

County	School District	Credential Name	Subject Area	Intern Credentials - Total	Permits - Total	Waivers - Total	Total Interns, Permits and Waivers
Fresno	CLOVIS UNIFIED SCHOOL DISTRICT	Single Subject Teaching Credential	Social Science	1	1	0	2
		Education Specialist Instruction Credential	Early Childhood Special Education	5	0	0	5
			Mild/Moderate Disabilities	9	11	0	20
			Moderate/Severe Disabilities	3	8	0	11
		School District Total			27	40	0
	COALINGA/HURON JOINT UNIFIED SCHOOL DISTRICT	Multiple Subject Teaching Credential	General Subjects	7	15	0	22
		Single Subject Teaching Credential	Foreign Language: American Sign Language	0	1	0	1
			Foreign Language: Spanish	0	1	0	1
			Physical Education	2	3	0	5
			Science: Biological Sciences	0	1	0	1
			Social Science	0	4	0	4
		Education Specialist Instruction Credential	Early Childhood Special Education	0	1	0	1
			Mild/Moderate Disabilities	1	6	0	7
			Moderate/Severe Disabilities	0	1	0	1
		School District Total			10	33	0
	CRESCENT VIEW SOUTH CHARTER SCHOOL	Education Specialist Instruction Credential	Mild/Moderate Disabilities	0	1	0	1
		School District Total			0	1	0
	CRESCENT VIEW WEST CHARTER	Multiple Subject Teaching Credential	General Subjects	1	0	0	1

TABLE 5C
Distribution of Intern Credentials, Permits and Waivers by County, School District, Type and by Subject Area
July 1, 2016 to June 30, 2017

Note: Counties with no Intern Credentials, Permits or Waivers are not included in this table.

County	School District	Credential Name	Subject Area	Intern Credentials - Total	Permits - Total	Waivers - Total	Total Interns, Permits and Waivers	
Fresno	CRESCENT VIEW WEST CHARTER	Single Subject Teaching Credential	English	1	0	0	1	
			Science: Chemistry	0	1	0	1	
		Education Specialist Instruction Credential	Mild/Moderate Disabilities	0	1	0	1	
		School District Total			2	2	0	4
	EDISON-BETHUNE CHARTER ACADEMY	Multiple Subject Teaching Credential	General Subjects	0	1	0	1	
		School District Total			0	1	0	1
	FIREBAUGH-LAS DELTAS UNIFIED SCHOOL DISTRICT	Multiple Subject Teaching Credential	General Subjects	1	8	0	9	
			Single Subject Teaching Credential	English	1	1	0	2
				Mathematics	0	3	0	3
				Physical Education	0	2	0	2
				Social Science	3	1	0	4
			Education Specialist Instruction Credential	Mild/Moderate Disabilities	1	5	0	6
		School District Total			6	20	0	26
	FOWLER UNIFIED SCHOOL DISTRICT	Multiple Subject Teaching Credential	General Subjects	1	1	0	2	
			Single Subject Teaching Credential	English	0	1	0	1
				Mathematics	0	1	0	1
				Mathematics (Foundational-Level)	1	0	0	1
		Education Specialist Instruction Credential	Mild/Moderate Disabilities	1	1	0	2	

TABLE 5C
Distribution of Intern Credentials, Permits and Waivers by County, School District, Type and by Subject Area
July 1, 2016 to June 30, 2017

Note: Counties with no Intern Credentials, Permits or Waivers are not included in this table.

County	School District	Credential Name	Subject Area	Intern Credentials - Total	Permits - Total	Waivers - Total	Total Interns, Permits and Waivers	
Fresno	FOWLER UNIFIED SCHOOL DISTRICT	Education Specialist Instruction Credential	Moderate/Severe Disabilities	0	1	0	1	
		School District Total			3	5	0	8
	FRESNO COUNTY OFFICE OF EDUCATION	Education Specialist Instruction Credential	Mild/Moderate Disabilities	0	1	0	1	
			Moderate/Severe Disabilities	2	5	0	7	
			Physical and Health Impairments	0	0	1	1	
			Visual Impairments	1	0	0	1	
		School District Total			3	6	1	10
	FRESNO UNIFIED SCHOOL DISTRICT	Multiple Subject Teaching Credential	General Subjects	39	65	0	104	
			Single Subject Teaching Credential	Art	0	3	0	3
				Business	0	1	0	1
				English	3	10	0	13
				Foreign Language: American Sign Language	0	1	0	1
				Foreign Language: French	0	1	0	1
				Foreign Language: Hmong	0	3	0	3
				Foreign Language: Spanish	2	8	0	10
General Science (Foundational-Level)				1	3	0	4	
Industrial and Technology Education				1	0	0	1	
Mathematics	1	15	0	16				

TABLE 5C
Distribution of Intern Credentials, Permits and Waivers by County, School District, Type and by Subject Area
July 1, 2016 to June 30, 2017

Note: Counties with no Intern Credentials, Permits or Waivers are not included in this table.

County	School District	Credential Name	Subject Area	Intern Credentials - Total	Permits - Total	Waivers - Total	Total Interns, Permits and Waivers	
Fresno	FRESNO UNIFIED SCHOOL DISTRICT	Single Subject Teaching Credential	Mathematics (Foundational-Level)	0	3	0	3	
			Music	1	3	0	4	
			Physical Education	0	1	0	1	
			Science: Biological Sciences	3	8	0	11	
			Science: Chemistry	1	6	0	7	
			Science: Geosciences	2	0	0	2	
			Science: Physics	1	2	0	3	
			Social Science	5	5	0	10	
			Education Specialist Instruction Credential	Early Childhood Special Education	2	6	0	8
				Mild/Moderate Disabilities	14	30	0	44
	Moderate/Severe Disabilities	4		9	0	13		
	Visual Impairments	1		0	0	1		
	School District Total				81	183	0	264
	GOLDEN PLAINS UNIFIED SCHOOL DISTRICT	Multiple Subject Teaching Credential	General Subjects	4	8	0	12	
		Single Subject Teaching Credential	Agriculture	0	1	0	1	
			Art	0	1	0	1	
			English	2	1	0	3	
Mathematics			0	1	0	1		

TABLE 5C
Distribution of Intern Credentials, Permits and Waivers by County, School District, Type and by Subject Area
July 1, 2016 to June 30, 2017

Note: Counties with no Intern Credentials, Permits or Waivers are not included in this table.

County	School District	Credential Name	Subject Area	Intern Credentials - Total	Permits - Total	Waivers - Total	Total Interns, Permits and Waivers
Fresno	GOLDEN PLAINS UNIFIED SCHOOL DISTRICT	Education Specialist Instruction Credential	Mild/Moderate Disabilities	1	2	0	3
		School District Total			7	14	0
	KERMAN UNIFIED SCHOOL DISTRICT	Multiple Subject Teaching Credential	General Subjects	3	4	0	7
		Single Subject Teaching Credential	English	1	1	0	2
			Mathematics	0	1	0	1
			Music	2	1	0	3
			Science: Biological Sciences	0	1	0	1
			Science: Chemistry	1	0	0	1
			Social Science	0	1	0	1
		Education Specialist Instruction Credential	Mild/Moderate Disabilities	1	2	0	3
			Moderate/Severe Disabilities	1	1	0	2
	School District Total			9	12	0	21
	KINGS CANYON JOINT UNIFIED SCHOOL DISTRICT	Multiple Subject Teaching Credential	General Subjects	4	8	0	12
		Single Subject Teaching Credential	English	1	0	0	1
			Foreign Language: Spanish	1	0	0	1
			Science: Biological Sciences	1	0	0	1
			Social Science	0	1	0	1
		Education Specialist Instruction Credential	Early Childhood Special Education	1	1	0	2

TABLE 5C
Distribution of Intern Credentials, Permits and Waivers by County, School District, Type and by Subject Area
July 1, 2016 to June 30, 2017

Note: Counties with no Intern Credentials, Permits or Waivers are not included in this table.

County	School District	Credential Name	Subject Area	Intern Credentials - Total	Permits - Total	Waivers - Total	Total Interns, Permits and Waivers
Fresno	KINGS CANYON JOINT UNIFIED SCHOOL DISTRICT	Education Specialist Instruction Credential	Mild/Moderate Disabilities	2	2	0	4
		School District Total			10	12	0
	KINGSBURG ELEMENTARY CHARTER	Multiple Subject Teaching Credential	General Subjects	0	1	0	1
		Single Subject Teaching Credential	Music	1	0	0	1
			Physical Education	0	1	0	1
		School District Total			1	2	0
	KINGSBURG ELEMENTARY CHARTER SCHOOL DISTRICT	Multiple Subject Teaching Credential	General Subjects	3	1	0	4
		Education Specialist Instruction Credential	Mild/Moderate Disabilities	0	2	0	2
		School District Total			3	3	0
	KINGSBURG JOINT UNION HIGH	Single Subject Teaching Credential	English	0	1	0	1
		School District Total			0	1	0
	LATON JOINT UNIFIED SCHOOL DISTRICT	Multiple Subject Teaching Credential	General Subjects	0	6	0	6
		Single Subject Teaching Credential	Science: Biological Sciences	0	1	0	1
			Science: Chemistry	0	1	0	1
		Education Specialist Instruction Credential	Mild/Moderate Disabilities	1	0	0	1
		School District Total			1	8	0
	MENDOTA UNIFIED SCHOOL DISTRICT	Multiple Subject Teaching Credential	General Subjects	3	11	1	15
		Single Subject Teaching Credential	Agriculture	0	1	1	2

TABLE 5C
Distribution of Intern Credentials, Permits and Waivers by County, School District, Type and by Subject Area
July 1, 2016 to June 30, 2017

Note: Counties with no Intern Credentials, Permits or Waivers are not included in this table.

County	School District	Credential Name	Subject Area	Intern Credentials - Total	Permits - Total	Waivers - Total	Total Interns, Permits and Waivers	
Fresno	MENDOTA UNIFIED SCHOOL DISTRICT	Single Subject Teaching Credential	English	2	2	0	4	
			Foreign Language: Spanish	0	0	1	1	
			Mathematics	0	1	0	1	
			Mathematics (Foundational-Level)	0	1	0	1	
			Music	0	1	0	1	
		Education Specialist Instruction Credential	Mild/Moderate Disabilities	0	1	0	1	
		School District Total		5	18	3	26	
	MONROE ELEMENTARY SCHOOL DISTRICT	Multiple Subject Teaching Credential	General Subjects	0	1	0	1	
			School District Total	0	1	0	1	
	ORANGE CENTER ELEMENTARY SCHOOL DISTRICT	Multiple Subject Teaching Credential	General Subjects	0	2	0	2	
			School District Total	0	2	0	2	
	PACIFIC UNION ELEMENTARY SCHOOL DISTRICT	Multiple Subject Teaching Credential	General Subjects	1	1	0	2	
			School District Total	1	1	0	2	
	PARLIER UNIFIED SCHOOL DISTRICT	Multiple Subject Teaching Credential	General Subjects	2	2	0	4	
			Single Subject Teaching Credential	Business	0	1	0	1
				Mathematics	0	0	1	1
				Music	1	0	0	1
Science: Biological Sciences				1	1	0	2	

TABLE 5C
Distribution of Intern Credentials, Permits and Waivers by County, School District, Type and by Subject Area
July 1, 2016 to June 30, 2017

Note: Counties with no Intern Credentials, Permits or Waivers are not included in this table.

County	School District	Credential Name	Subject Area	Intern Credentials - Total	Permits - Total	Waivers - Total	Total Interns, Permits and Waivers
Fresno	PARLIER UNIFIED SCHOOL DISTRICT	Single Subject Teaching Credential	Science: Chemistry	1	1	0	2
		Education Specialist Instruction Credential	Mild/Moderate Disabilities	0	2	0	2
		School District Total		5	7	1	13
	RAISIN CITY ELEMENTARY SCHOOL DISTRICT	Multiple Subject Teaching Credential	General Subjects	1	1	0	2
		School District Total		1	1	0	2
	RIVERDALE JOINT UNIFIED SCHOOL DISTRICT	Multiple Subject Teaching Credential	General Subjects	0	1	0	1
		Single Subject Teaching Credential	English	0	1	0	1
			Music	1	0	0	1
			Science: Biological Sciences	0	1	0	1
		Education Specialist Instruction Credential	Mild/Moderate Disabilities	0	2	0	2
		School District Total		1	5	0	6
	SANGER UNIFIED SCHOOL DISTRICT	Multiple Subject Teaching Credential	General Subjects	7	6	0	13
		Single Subject Teaching Credential	English	1	0	0	1
			Foreign Language: Spanish	1	1	0	2
			Mathematics	1	1	1	3
			Mathematics (Foundational-Level)	1	2	0	3
			Music	0	1	0	1
Physical Education			1	0	0	1	

TABLE 5C
Distribution of Intern Credentials, Permits and Waivers by County, School District, Type and by Subject Area
July 1, 2016 to June 30, 2017

Note: Counties with no Intern Credentials, Permits or Waivers are not included in this table.

County	School District	Credential Name	Subject Area	Intern Credentials - Total	Permits - Total	Waivers - Total	Total Interns, Permits and Waivers
Fresno	SANGER UNIFIED SCHOOL DISTRICT	Single Subject Teaching Credential	Science: Biological Sciences	1	0	0	1
			Science: Geosciences	0	1	0	1
			Social Science	1	0	0	1
		Education Specialist Instruction Credential	Mild/Moderate Disabilities	3	3	0	6
			Moderate/Severe Disabilities	0	1	0	1
		School District Total			17	16	1
	SCHOOL OF UNLIMITED LEARNING	Single Subject Teaching Credential	English	0	1	0	1
		School District Total			0	1	0
	SELMA UNIFIED SCHOOL DISTRICT	Single Subject Teaching Credential	English	0	1	0	1
			Home Economics	0	1	0	1
			Physical Education	0	2	0	2
		Education Specialist Instruction Credential	Mild/Moderate Disabilities	3	3	0	6
		School District Total			3	7	0
	SIERRA CHARTER SCHOOL	Education Specialist Instruction Credential	Moderate/Severe Disabilities	0	0	1	1
		School District Total			0	0	1
	SIERRA UNIFIED SCHOOL DISTRICT	Multiple Subject Teaching Credential	General Subjects	2	0	0	2
		School District Total			2	0	0
	VALLEY PREPARATORY ACADEMY CHARTER	Single Subject Teaching Credential	Mathematics	0	1	0	1

TABLE 5C
Distribution of Intern Credentials, Permits and Waivers by County, School District, Type and by Subject Area
July 1, 2016 to June 30, 2017

Note: Counties with no Intern Credentials, Permits or Waivers are not included in this table.

County	School District	Credential Name	Subject Area	Intern Credentials - Total	Permits - Total	Waivers - Total	Total Interns, Permits and Waivers
Fresno	VALLEY PREPARATORY ACADEMY CHARTER SCHOOL	Single Subject Teaching Credential	Science: Physics	0	1	0	1
		School District Total			0	2	0
	WASHINGTON COLONY ELEMENTARY	Multiple Subject Teaching Credential	General Subjects	1	0	0	1
		School District Total			1	0	0
	WASHINGTON UNIFIED SCHOOL DISTRICT	Multiple Subject Teaching Credential	General Subjects	5	4	0	9
		Single Subject Teaching Credential	Art	0	1	0	1
			English	0	1	0	1
			Mathematics	0	1	0	1
			Social Science	0	1	0	1
		Education Specialist Instruction Credential	Mild/Moderate Disabilities	2	0	0	2
	School District Total			7	8	0	15
	WEST PARK ELEMENTARY	Multiple Subject Teaching Credential	General Subjects	1	2	0	3
		Education Specialist Instruction Credential	Mild/Moderate Disabilities	0	1	0	1
		School District Total			1	3	0
	WESTSIDE ELEMENTARY	Multiple Subject Teaching Credential	General Subjects	1	1	0	2
		School District Total			1	1	0
	Total				235	450	7
Glenn	GLENN COUNTY OFFICE OF EDUCATION	Education Specialist Instruction Credential	Mild/Moderate Disabilities	2	0	0	2

TABLE 5C
Distribution of Intern Credentials, Permits and Waivers by County, School District, Type and by Subject Area
July 1, 2016 to June 30, 2017

Note: Counties with no Intern Credentials, Permits or Waivers are not included in this table.

County	School District	Credential Name	Subject Area	Intern Credentials - Total	Permits - Total	Waivers - Total	Total Interns, Permits and Waivers	
Glenn	GLENN COUNTY OFFICE OF EDUCATION	Education Specialist Instruction Credential	Moderate/Severe Disabilities	0	1	1	2	
		School District Total			2	1	1	4
	HAMILTON UNIFIED	Single Subject Teaching Credential	Mathematics	0	1	0	1	
			Social Science	1	0	0	1	
		School District Total			1	1	0	2
	ORLAND JOINT UNIFIED SCHOOL DISTRICT	Education Specialist Instruction Credential	Mild/Moderate Disabilities	1	1	0	2	
		School District Total			1	1	0	2
	WILLOWS UNIFIED SCHOOL DISTRICT	Multiple Subject Teaching Credential	General Subjects	2	2	0	4	
		School District Total			2	2	0	4
	Total				6	5	1	12
	Humboldt	EUREKA CITY UNIFIED SCHOOL DISTRICT	Single Subject Teaching Credential	English	0	1	0	1
Mathematics				1	2	0	3	
Mathematics (Foundational-Level)				0	1	0	1	
Music				0	1	0	1	
Education Specialist Instruction Credential			Early Childhood Special Education	0	1	0	1	
			Mild/Moderate Disabilities	0	2	0	2	
			Moderate/Severe Disabilities	0	1	0	1	
School District Total			1	9	0	10		

TABLE 5C
Distribution of Intern Credentials, Permits and Waivers by County, School District, Type and by Subject Area
July 1, 2016 to June 30, 2017

Note: Counties with no Intern Credentials, Permits or Waivers are not included in this table.

County	School District	Credential Name	Subject Area	Intern Credentials - Total	Permits - Total	Waivers - Total	Total Interns, Permits and Waivers
Humboldt	FORTUNA UNION ELEMENTARY	Multiple Subject Teaching Credential	General Subjects	0	1	0	1
		School District Total		0	1	0	1
	FORTUNA UNION HIGH SCHOOL DISTRICT	Education Specialist Instruction Credential	Mild/Moderate Disabilities	0	1	0	1
		School District Total		0	1	0	1
	FUENTE NUEVA CHARTER	Multiple Subject Teaching Credential	General Subjects	0	1	0	1
		School District Total		0	1	0	1
	HUMBOLDT COUNTY OFFICE OF EDUCATION	Multiple Subject Teaching Credential	General Subjects	0	1	0	1
		Education Specialist Instruction Credential	Mild/Moderate Disabilities	1	2	0	3
		School District Total		1	3	0	4
	KLAMATH-TRINITY JOINT UNIFIED	Multiple Subject Teaching Credential	General Subjects	0	3	0	3
		Education Specialist Instruction Credential	Mild/Moderate Disabilities	0	1	0	1
		School District Total		0	4	0	4
	LOLETA UNION ELEMENTARY	Multiple Subject Teaching Credential	General Subjects	1	0	0	1
		School District Total		1	0	0	1
	MATTOLE UNIFIED	Multiple Subject Teaching Credential	General Subjects	1	0	0	1
		School District Total		1	0	0	1
MATTOLE VALLEY CHARTER SCHOOL	Multiple Subject Teaching Credential	General Subjects	1	0	0	1	
	School District Total		1	0	0	1	

TABLE 5C
Distribution of Intern Credentials, Permits and Waivers by County, School District, Type and by Subject Area
July 1, 2016 to June 30, 2017

Note: Counties with no Intern Credentials, Permits or Waivers are not included in this table.

County	School District	Credential Name	Subject Area	Intern Credentials - Total	Permits - Total	Waivers - Total	Total Interns, Permits and Waivers
Humboldt	MCKINLEYVILLE UNION ELEMENTARY	Single Subject Teaching Credential	Music	1	1	0	2
		School District Total		1	1	0	2
	NORTHERN HUMBOLDT UNION HIGH	Education Specialist Instruction Credential	Mild/Moderate Disabilities	0	2	0	2
		School District Total		0	2	0	2
	SOUTH BAY CHARTER	Single Subject Teaching Credential	Mathematics	1	0	0	1
		School District Total		1	0	0	1
	Total				7	22	0
Imperial	BALLINGTON ACADEMY FOR THE ARTS AND SCIENCES	Multiple Subject Teaching Credential	General Subjects	1	4	0	5
		School District Total		1	4	0	5
	BRAWLEY ELEMENTARY SCHOOL DISTRICT	Multiple Subject Teaching Credential	General Subjects	0	3	0	3
		Single Subject Teaching Credential	General Science (Foundational-Level)	1	0	0	1
			Mathematics (Foundational-Level)	1	0	0	1
			Physical Education	0	1	0	1
		Education Specialist Instruction Credential	Mild/Moderate Disabilities	4	1	0	5
	School District Total		6	5	0	11	
	BRAWLEY UNION HIGH SCHOOL DISTRICT	Single Subject Teaching Credential	Business	0	1	0	1
			Foreign Language: Spanish	0	2	0	2
			Mathematics	0	1	0	1

TABLE 5C
Distribution of Intern Credentials, Permits and Waivers by County, School District, Type and by Subject Area
July 1, 2016 to June 30, 2017

Note: Counties with no Intern Credentials, Permits or Waivers are not included in this table.

County	School District	Credential Name	Subject Area	Intern Credentials - Total	Permits - Total	Waivers - Total	Total Interns, Permits and Waivers
Imperial	BRAWLEY UNION HIGH SCHOOL DISTRICT	Single Subject Teaching Credential	Mathematics (Foundational-Level)	0	1	0	1
		Education Specialist Instruction Credential	Mild/Moderate Disabilities	0	1	0	1
			Moderate/Severe Disabilities	0	1	0	1
		School District Total			0	7	0
	CALEXICO UNIFIED SCHOOL DISTRICT	Multiple Subject Teaching Credential	General Subjects	3	5	0	8
		Single Subject Teaching Credential	Art	0	1	0	1
			English	2	1	0	3
			General Science (Foundational-Level)	1	0	0	1
			Mathematics	1	1	0	2
			Mathematics (Foundational-Level)	0	1	0	1
			Physical Education	0	4	0	4
			Science: Biological Sciences	1	0	0	1
			Social Science	0	1	0	1
		Education Specialist Instruction Credential	Mild/Moderate Disabilities	2	4	0	6
	School District Total			10	18	0	28
	CALIPATRIA UNIFIED SCHOOL DISTRICT	Single Subject Teaching Credential	Mathematics	0	1	0	1
			Physical Education	0	1	0	1
		Education Specialist Instruction Credential	Mild/Moderate Disabilities	0	2	1	3

TABLE 5C
Distribution of Intern Credentials, Permits and Waivers by County, School District, Type and by Subject Area
July 1, 2016 to June 30, 2017

Note: Counties with no Intern Credentials, Permits or Waivers are not included in this table.

County	School District	Credential Name	Subject Area	Intern Credentials - Total	Permits - Total	Waivers - Total	Total Interns, Permits and Waivers	
Imperial	CALIPATRIA UNIFIED SCHOOL DISTRICT	School District Total		0	4	1	5	
	CENTRAL UNION HIGH SCHOOL DISTRICT	Single Subject Teaching Credential	Art	0	1	0	1	
			English	2	1	0	3	
			Foreign Language: Spanish	1	0	0	1	
			Mathematics	2	2	0	4	
			Science: Physics	0	0	1	1	
			School District Total	5	4	1	10	
	EL CENTRO ELEMENTARY SCHOOL DISTRICT	Multiple Subject Teaching Credential	General Subjects	3	5	0	8	
			Single Subject Teaching Credential	Art	0	1	0	1
				Music	0	0	1	1
				Physical Education	1	0	0	1
			Education Specialist Instruction Credential	Mild/Moderate Disabilities	1	2	0	3
			School District Total	5	8	1	14	
	HEBER ELEMENTARY SCHOOL DISTRICT	Multiple Subject Teaching Credential	General Subjects	1	2	0	3	
			Single Subject Teaching Credential	World Language: English Language Development	0	1	0	1
				Education Specialist Instruction Credential	Mild/Moderate Disabilities	1	1	0
					School District Total	2	4	0
	HOLTVILLE UNIFIED SCHOOL DISTRICT	Multiple Subject Teaching Credential	General Subjects	0	3	0	3	

TABLE 5C
Distribution of Intern Credentials, Permits and Waivers by County, School District, Type and by Subject Area
July 1, 2016 to June 30, 2017

Note: Counties with no Intern Credentials, Permits or Waivers are not included in this table.

County	School District	Credential Name	Subject Area	Intern Credentials - Total	Permits - Total	Waivers - Total	Total Interns, Permits and Waivers
Imperial	HOLTVILLE UNIFIED SCHOOL DISTRICT	Single Subject Teaching Credential	General Science (Foundational-Level)	1	0	0	1
			Music	0	1	0	1
		Education Specialist Instruction Credential	Mild/Moderate Disabilities	0	2	0	2
		School District Total			1	6	0
	IMAGINE SCHOOLS AT IMPERIAL VALLEY	Multiple Subject Teaching Credential	General Subjects	5	16	3	24
		Education Specialist Instruction Credential	Mild/Moderate Disabilities	2	0	0	2
		School District Total			7	16	3
	IMPERIAL COUNTY OFFICE OF EDUCATION	Multiple Subject Teaching Credential	General Subjects	0	3	0	3
		Education Specialist Instruction Credential	Deaf and Hard-of-Hearing	0	1	0	1
			Early Childhood Special Education	1	1	0	2
			Moderate/Severe Disabilities	1	7	1	9
			Visual Impairments	0	1	0	1
	School District Total			2	13	1	16
	MCCABE UNION ELEMENTARY SCHOOL DISTRICT	Multiple Subject Teaching Credential	General Subjects	1	4	0	5
		Single Subject Teaching Credential	English	1	1	0	2
			General Science (Foundational-Level)	0	1	0	1
Mathematics			0	1	0	1	
Physical Education			0	1	0	1	

TABLE 5C
Distribution of Intern Credentials, Permits and Waivers by County, School District, Type and by Subject Area
July 1, 2016 to June 30, 2017

Note: Counties with no Intern Credentials, Permits or Waivers are not included in this table.

County	School District	Credential Name	Subject Area	Intern Credentials - Total	Permits - Total	Waivers - Total	Total Interns, Permits and Waivers	
Imperial	MCCABE UNION ELEMENTARY SCHOOL DISTRICT	Single Subject Teaching Credential	Science: Chemistry	0	1	0	1	
		School District Total			2	9	0	11
	SAN PASQUAL VALLEY UNIFIED SCHOOL DISTRICT	Single Subject Teaching Credential	Music	1	0	0	1	
		School District Total			1	0	0	1
	SEELEY UNION ELEMENTARY SCHOOL DISTRICT	Multiple Subject Teaching Credential	General Subjects	1	1	0	2	
		School District Total			1	1	0	2
	WESTMORLAND UNION ELEMENTARY SCHOOL DISTRICT	Multiple Subject Teaching Credential	General Subjects	1	3	1	5	
		Education Specialist Instruction Credential	Mild/Moderate Disabilities	1	0	0	1	
		School District Total			2	3	1	6
	Total				45	102	8	155
	Inyo	BIG PINE UNIFIED SCHOOL DISTRICT	Single Subject Teaching Credential	Mathematics	0	1	0	1
Science: Biological Sciences				0	1	0	1	
Education Specialist Instruction Credential			Mild/Moderate Disabilities	1	0	0	1	
School District Total			1	2	0	3		
BISHOP UNIFIED SCHOOL DISTRICT		Single Subject Teaching Credential	Home Economics	1	0	0	1	
		Education Specialist Instruction Credential	Mild/Moderate Disabilities	0	0	1	1	
			Moderate/Severe Disabilities	1	0	1	2	
		School District Total			2	0	2	4

TABLE 5C
Distribution of Intern Credentials, Permits and Waivers by County, School District, Type and by Subject Area
July 1, 2016 to June 30, 2017

Note: Counties with no Intern Credentials, Permits or Waivers are not included in this table.

County	School District	Credential Name	Subject Area	Intern Credentials - Total	Permits - Total	Waivers - Total	Total Interns, Permits and Waivers	
Inyo	COLLEGE BRIDGE ACADEMY	Multiple Subject Teaching Credential	General Subjects	0	1	0	1	
		Single Subject Teaching Credential	English	0	2	0	2	
			Social Science	0	1	0	1	
		School District Total			0	4	0	4
	ROUND VALLEY JOINT ELEMENTARY	Multiple Subject Teaching Credential	General Subjects	1	0	0	1	
		School District Total			1	0	0	1
	THE EDUCATION CORPS	Single Subject Teaching Credential	Social Science	0	2	0	2	
		School District Total			0	2	0	2
	Total				4	8	2	14
	Kern	ARVIN UNION ELEMENTARY SCHOOL DISTRICT	Multiple Subject Teaching Credential	General Subjects	3	12	0	15
			Single Subject Teaching Credential	English	0	1	1	2
General Science (Foundational-Level)				0	1	0	1	
Physical Education				0	1	0	1	
Education Specialist Instruction Credential			Deaf and Hard-of-Hearing	0	0	1	1	
			Mild/Moderate Disabilities	1	3	1	5	
School District Total			4	18	3	25		
BAKERSFIELD CITY ELEMENTARY SCHOOL DISTRICT		Multiple Subject Teaching Credential	General Subjects	39	46	0	85	
		Single Subject Teaching Credential	English	3	2	0	5	

TABLE 5C
Distribution of Intern Credentials, Permits and Waivers by County, School District, Type and by Subject Area
July 1, 2016 to June 30, 2017

Note: Counties with no Intern Credentials, Permits or Waivers are not included in this table.

County	School District	Credential Name	Subject Area	Intern Credentials - Total	Permits - Total	Waivers - Total	Total Interns, Permits and Waivers	
Kern	BAKERSFIELD CITY ELEMENTARY SCHOOL DISTRICT	Single Subject Teaching Credential	General Science (Foundational-Level)	1	2	0	3	
			Mathematics	0	2	0	2	
			Mathematics (Foundational-Level)	0	1	0	1	
			Music	1	3	0	4	
			Physical Education	1	3	0	4	
			Science: Biological Sciences	1	0	0	1	
			Social Science	0	4	0	4	
			World Language: English Language Development	0	1	0	1	
			Education Specialist Instruction Credential	Deaf and Hard-of-Hearing	0	1	0	1
				Early Childhood Special Education	0	2	1	3
				Mild/Moderate Disabilities	14	27	0	41
	Moderate/Severe Disabilities	6		12	0	18		
	School District Total				66	106	1	173
	BAKERSFIELD CITY SCHOOL DISTRICT	Multiple Subject Teaching Credential	General Subjects	5	9	0	14	
			Single Subject Teaching Credential	General Science (Foundational-Level)	0	1	0	1
				Mathematics	0	0	1	1
				Music	0	2	0	2
Physical Education				1	1	0	2	

TABLE 5C
Distribution of Intern Credentials, Permits and Waivers by County, School District, Type and by Subject Area
July 1, 2016 to June 30, 2017

Note: Counties with no Intern Credentials, Permits or Waivers are not included in this table.

County	School District	Credential Name	Subject Area	Intern Credentials - Total	Permits - Total	Waivers - Total	Total Interns, Permits and Waivers
Kern	BAKERSFIELD CITY SCHOOL DISTRICT	Education Specialist Instruction Credential	Deaf and Hard-of-Hearing	0	1	0	1
			Early Childhood Special Education	0	4	2	6
			Mild/Moderate Disabilities	0	11	0	11
			Moderate/Severe Disabilities	1	3	0	4
		School District Total			7	32	3
	BEARDSLEY ELEMENTARY	Multiple Subject Teaching Credential	General Subjects	1	2	0	3
		Education Specialist Instruction Credential	Mild/Moderate Disabilities	1	0	0	1
			Moderate/Severe Disabilities	1	0	0	1
		School District Total			3	2	0
	BUTTONWILLOW UNION ELEMENTARY SCHOOL DISTRICT	Education Specialist Instruction Credential	Moderate/Severe Disabilities	1	0	0	1
		School District Total			1	0	0
	DELANO JOINT UNION HIGH SCHOOL DISTRICT	Single Subject Teaching Credential	Business	0	1	0	1
			English	2	4	1	7
			Foreign Language: Spanish	1	0	0	1
			General Science (Foundational-Level)	1	0	0	1
			Health Science	0	1	0	1
			Mathematics	2	1	0	3
			Music	0	1	0	1

TABLE 5C
Distribution of Intern Credentials, Permits and Waivers by County, School District, Type and by Subject Area
July 1, 2016 to June 30, 2017

Note: Counties with no Intern Credentials, Permits or Waivers are not included in this table.

County	School District	Credential Name	Subject Area	Intern Credentials - Total	Permits - Total	Waivers - Total	Total Interns, Permits and Waivers	
Kern	DELANO JOINT UNION HIGH SCHOOL DISTRICT	Single Subject Teaching Credential	Physical Education	0	5	0	5	
			Science: Biological Sciences	1	4	0	5	
			Social Science	1	0	0	1	
		Education Specialist Instruction Credential	Mild/Moderate Disabilities	1	2	0	3	
			Moderate/Severe Disabilities	1	2	0	3	
		School District Total				10	21	1
	DELANO UNION ELEMENTARY SCHOOL DISTRICT	Multiple Subject Teaching Credential	General Subjects	2	9	0	11	
		Single Subject Teaching Credential	English	3	5	0	8	
			Physical Education	1	0	0	1	
			Science: Biological Sciences	1	0	0	1	
			Science: Geosciences	1	0	0	1	
			Social Science	1	0	0	1	
		Education Specialist Instruction Credential	Mild/Moderate Disabilities	1	2	0	3	
			Moderate/Severe Disabilities	0	2	0	2	
		School District Total				10	18	0
	EDISON ELEMENTARY SCHOOL DISTRICT	Multiple Subject Teaching Credential	General Subjects	2	0	1	3	
		Single Subject Teaching Credential	Social Science	0	1	0	1	
		Education Specialist Instruction Credential	Early Childhood Special Education	0	1	0	1	

TABLE 5C
Distribution of Intern Credentials, Permits and Waivers by County, School District, Type and by Subject Area
July 1, 2016 to June 30, 2017

Note: Counties with no Intern Credentials, Permits or Waivers are not included in this table.

County	School District	Credential Name	Subject Area	Intern Credentials - Total	Permits - Total	Waivers - Total	Total Interns, Permits and Waivers
Kern	EDISON ELEMENTARY SCHOOL DISTRICT	Education Specialist Instruction Credential	Mild/Moderate Disabilities	1	0	0	1
		School District Total			3	2	1
	EL TEJON UNIFIED SCHOOL DISTRICT	Multiple Subject Teaching Credential	General Subjects	1	0	0	1
		Single Subject Teaching Credential	General Science (Foundational-Level)	1	0	0	1
			Physical Education	0	1	0	1
			Science: Biological Sciences	1	0	0	1
		Education Specialist Instruction Credential	Mild/Moderate Disabilities	0	1	0	1
	School District Total			3	2	0	5
	ELK HILLS ELEMENTARY SCHOOL DISTRICT	Multiple Subject Teaching Credential	General Subjects	2	2	0	4
		School District Total			2	2	0
	FAIRFAX ELEMENTARY SCHOOL DISTRICT	Multiple Subject Teaching Credential	General Subjects	3	5	0	8
		Single Subject Teaching Credential	Music	2	0	0	2
			Physical Education	1	0	0	1
		Education Specialist Instruction Credential	Mild/Moderate Disabilities	1	0	0	1
	School District Total			7	5	0	12
	FRUITVALE ELEMENTARY SCHOOL DISTRICT	Education Specialist Instruction Credential	Mild/Moderate Disabilities	2	1	0	3
			Moderate/Severe Disabilities	1	0	0	1
		School District Total			3	1	0

TABLE 5C
Distribution of Intern Credentials, Permits and Waivers by County, School District, Type and by Subject Area
July 1, 2016 to June 30, 2017

Note: Counties with no Intern Credentials, Permits or Waivers are not included in this table.

County	School District	Credential Name	Subject Area	Intern Credentials - Total	Permits - Total	Waivers - Total	Total Interns, Permits and Waivers
Kern	GENERAL SHAFTER ELEMENTARY SCHOOL DISTRICT	Multiple Subject Teaching Credential	General Subjects	2	0	0	2
		Education Specialist Instruction Credential	Mild/Moderate Disabilities	1	0	0	1
		School District Total			3	0	0
	GREENFIELD UNION SCHOOL DISTRICT	Multiple Subject Teaching Credential	General Subjects	9	13	0	22
		Single Subject Teaching Credential	Biological Sciences (Specialized)	1	0	0	1
			English	0	2	0	2
			General Science (Foundational-Level)	0	1	0	1
			Mathematics	1	1	1	3
			Music	1	1	0	2
			World Language: English Language Development	0	2	0	2
		Education Specialist Instruction Credential	Mild/Moderate Disabilities	2	2	1	5
			Moderate/Severe Disabilities	2	1	0	3
	School District Total			16	23	2	41
	GRIMMWAY ACADEMY CHARTER SCHOOL	Multiple Subject Teaching Credential	General Subjects	1	4	0	5
		Single Subject Teaching Credential	Mathematics	0	1	0	1
			Science: Biological Sciences	0	1	0	1
		School District Total			1	6	0
	KERN COUNTY OFFICE OF EDUCATION	Single Subject Teaching Credential	English	1	1	0	2

TABLE 5C
Distribution of Intern Credentials, Permits and Waivers by County, School District, Type and by Subject Area
July 1, 2016 to June 30, 2017

Note: Counties with no Intern Credentials, Permits or Waivers are not included in this table.

County	School District	Credential Name	Subject Area	Intern Credentials - Total	Permits - Total	Waivers - Total	Total Interns, Permits and Waivers	
Kern	KERN COUNTY OFFICE OF EDUCATION	Single Subject Teaching Credential	Mathematics (Foundational-Level)	1	0	0	1	
			Social Science	1	0	0	1	
		Education Specialist Instruction Credential	Deaf and Hard-of-Hearing	1	3	1	5	
			Early Childhood Special Education	0	5	1	6	
			Mild/Moderate Disabilities	2	1	0	3	
			Moderate/Severe Disabilities	7	12	1	20	
			Visual Impairments	0	1	0	1	
		School District Total				13	23	3
	KERN COUNTY SUPERINTENDENT OF SCHOOLS	Multiple Subject Teaching Credential	General Subjects	1	2	0	3	
			Education Specialist Instruction Credential	Deaf and Hard-of-Hearing	0	1	1	2
		Education Specialist Instruction Credential	Early Childhood Special Education	0	0	1	1	
			Mild/Moderate Disabilities	0	1	0	1	
			Physical and Health Impairments	0	1	0	1	
		School District Total				1	5	2
	KERN HIGH SCHOOL DISTRICT	Single Subject Teaching Credential	Agriculture	0	1	0	1	
English			0	4	0	4		
Foreign Language: American Sign Language			0	1	0	1		
Health Science			0	1	0	1		

TABLE 5C
Distribution of Intern Credentials, Permits and Waivers by County, School District, Type and by Subject Area
July 1, 2016 to June 30, 2017

Note: Counties with no Intern Credentials, Permits or Waivers are not included in this table.

County	School District	Credential Name	Subject Area	Intern Credentials - Total	Permits - Total	Waivers - Total	Total Interns, Permits and Waivers
Kern	KERN HIGH SCHOOL DISTRICT	Single Subject Teaching Credential	Mathematics	0	2	0	2
			Physical Education	0	1	0	1
			Science: Biological Sciences	0	3	0	3
			Science: Chemistry	1	0	0	1
			Science: Geosciences	0	3	0	3
			Education Specialist Instruction Credential	Mild/Moderate Disabilities	1	3	0
		School District Total		2	19	0	21
	KERN UNION HIGH SCHOOL DISTRICT	Single Subject Teaching Credential	Art	1	0	0	1
			Business	0	1	0	1
			English	7	5	0	12
			Foreign Language: French	0	1	0	1
			General Science (Foundational-Level)	1	0	0	1
			Geosciences (Specialized)	1	0	0	1
			Health Science	0	1	0	1
			Mathematics	1	0	0	1
			Physical Education	0	2	0	2
			Science: Biological Sciences	3	2	0	5
			Science: Chemistry	2	3	0	5

TABLE 5C
Distribution of Intern Credentials, Permits and Waivers by County, School District, Type and by Subject Area
July 1, 2016 to June 30, 2017

Note: Counties with no Intern Credentials, Permits or Waivers are not included in this table.

County	School District	Credential Name	Subject Area	Intern Credentials - Total	Permits - Total	Waivers - Total	Total Interns, Permits and Waivers	
Kern	KERN UNION HIGH SCHOOL DISTRICT	Single Subject Teaching Credential	Science: Geosciences	2	7	0	9	
			Social Science	0	3	0	3	
		Education Specialist Instruction Credential	Deaf and Hard-of-Hearing	1	0	0	1	
			Mild/Moderate Disabilities	5	8	0	13	
			Moderate/Severe Disabilities	1	1	0	2	
			Physical and Health Impairments	0	1	0	1	
		School District Total				25	35	0
	KERNVILLE UNION ELEMENTARY SCHOOL DISTRICT	Multiple Subject Teaching Credential	General Subjects	3	5	0	8	
		Education Specialist Instruction Credential	Early Childhood Special Education	0	0	1	1	
			Moderate/Severe Disabilities	1	0	0	1	
		School District Total				4	5	1
	LAKESIDE UNION ELEMENTARY SCHOOL DISTRICT	Multiple Subject Teaching Credential	General Subjects	2	1	0	3	
		Education Specialist Instruction Credential	Mild/Moderate Disabilities	0	1	0	1	
		School District Total				2	2	0
	LAMONT ELEMENTARY SCHOOL DISTRICT	Multiple Subject Teaching Credential	General Subjects	1	2	0	3	
		Single Subject Teaching Credential	English	1	1	0	2	
			Music	1	0	0	1	
			Physical Education	1	0	0	1	

TABLE 5C
Distribution of Intern Credentials, Permits and Waivers by County, School District, Type and by Subject Area
July 1, 2016 to June 30, 2017

Note: Counties with no Intern Credentials, Permits or Waivers are not included in this table.

County	School District	Credential Name	Subject Area	Intern Credentials - Total	Permits - Total	Waivers - Total	Total Interns, Permits and Waivers
Kern	LAMONT ELEMENTARY SCHOOL DISTRICT	Education Specialist Instruction Credential	Mild/Moderate Disabilities	1	1	0	2
		School District Total			5	4	0
	LOST HILLS UNION ELEMENTARY SCHOOL DISTRICT	Multiple Subject Teaching Credential	General Subjects	0	4	2	6
		Single Subject Teaching Credential	English	0	0	1	1
			Mathematics	0	1	0	1
			Science: Biological Sciences	0	1	0	1
	School District Total			0	6	3	9
	MAPLE ELEMENTARY SCHOOL DISTRICT	Education Specialist Instruction Credential	Mild/Moderate Disabilities	0	1	0	1
		School District Total			0	1	0
	MARICOPA UNIFIED SCHOOL DISTRICT	Multiple Subject Teaching Credential	General Subjects	2	0	0	2
		Single Subject Teaching Credential	English	0	1	0	1
		Education Specialist Instruction Credential	Mild/Moderate Disabilities	0	3	0	3
		School District Total			2	4	0
	MCFARLAND UNIFIED SCHOOL DISTRICT	Multiple Subject Teaching Credential	General Subjects	4	3	0	7
		Single Subject Teaching Credential	English	2	1	0	3
		Education Specialist Instruction Credential	Mild/Moderate Disabilities	1	1	0	2
			Moderate/Severe Disabilities	1	0	0	1
		School District Total			8	5	0

TABLE 5C
Distribution of Intern Credentials, Permits and Waivers by County, School District, Type and by Subject Area
July 1, 2016 to June 30, 2017

Note: Counties with no Intern Credentials, Permits or Waivers are not included in this table.

County	School District	Credential Name	Subject Area	Intern Credentials - Total	Permits - Total	Waivers - Total	Total Interns, Permits and Waivers
Kern	MOJAVE UNIFIED SCHOOL DISTRICT	Multiple Subject Teaching Credential	General Subjects	0	1	0	1
		Single Subject Teaching Credential	English	1	0	0	1
			Physical Education	1	0	0	1
		Education Specialist Instruction Credential	Mild/Moderate Disabilities	2	1	0	3
			Moderate/Severe Disabilities	0	2	0	2
		School District Total			4	4	0
	MUROC JOINT UNIFIED SCHOOL DISTRICT	Multiple Subject Teaching Credential	General Subjects	3	4	0	7
		Single Subject Teaching Credential	English	0	1	0	1
			General Science (Foundational-Level)	0	1	0	1
			Music	0	0	1	1
			Social Science	0	1	0	1
		Education Specialist Instruction Credential	Mild/Moderate Disabilities	0	0	2	2
		School District Total			3	7	3
	NORRIS ELEMENTARY SCHOOL DISTRICT	Multiple Subject Teaching Credential	General Subjects	1	2	0	3
		Single Subject Teaching Credential	English	2	1	0	3
			General Science (Foundational-Level)	1	0	0	1
			Science: Biological Sciences	0	1	0	1
		Education Specialist Instruction Credential	Mild/Moderate Disabilities	1	1	0	2

TABLE 5C
Distribution of Intern Credentials, Permits and Waivers by County, School District, Type and by Subject Area
July 1, 2016 to June 30, 2017

Note: Counties with no Intern Credentials, Permits or Waivers are not included in this table.

County	School District	Credential Name	Subject Area	Intern Credentials - Total	Permits - Total	Waivers - Total	Total Interns, Permits and Waivers
Kern	NORRIS ELEMENTARY SCHOOL DISTRICT	School District Total		5	5	0	10
	PANAMA-BUENA VISTA UNION SCHOOL DISTRICT	Multiple Subject Teaching Credential	General Subjects	2	7	0	9
		Single Subject Teaching Credential	English	3	2	0	5
			General Science (Foundational-Level)	0	1	0	1
			Mathematics	1	1	0	2
			Music	1	0	0	1
			Physical Education	1	2	0	3
			World Language: English Language Development	0	1	0	1
			Education Specialist Instruction Credential	Mild/Moderate Disabilities	4	9	0
		Moderate/Severe Disabilities		0	3	0	3
		School District Total		12	26	0	38
	POND UNION ELEMENTARY	Multiple Subject Teaching Credential	General Subjects	0	2	0	2
		School District Total		0	2	0	2
	RICHLAND SCHOOL DISTRICT	Multiple Subject Teaching Credential	General Subjects	3	1	0	4
		Single Subject Teaching Credential	Mathematics	0	2	0	2
			Physical Education	1	0	0	1
		Education Specialist Instruction Credential	Early Childhood Special Education	0	0	1	1
			Mild/Moderate Disabilities	0	1	0	1

TABLE 5C
Distribution of Intern Credentials, Permits and Waivers by County, School District, Type and by Subject Area
July 1, 2016 to June 30, 2017

Note: Counties with no Intern Credentials, Permits or Waivers are not included in this table.

County	School District	Credential Name	Subject Area	Intern Credentials - Total	Permits - Total	Waivers - Total	Total Interns, Permits and Waivers
Kern	RICHLAND SCHOOL DISTRICT	Education Specialist Instruction Credential	Moderate/Severe Disabilities	1	3	0	4
		School District Total			5	7	1
	RIDGECREST CHARTER SCHOOL	Multiple Subject Teaching Credential	General Subjects	1	6	0	7
		Single Subject Teaching Credential	General Science (Foundational-Level)	0	1	0	1
		School District Total			1	7	0
	RIO BRAVO-GREELEY UNION ELEMENTARY SCHOOL DISTRICT	Single Subject Teaching Credential	Mathematics	0	0	1	1
			Social Science	0	1	0	1
		School District Total			0	1	1
	ROSEDALE UNION ELEMENTARY SCHOOL DISTRICT	Multiple Subject Teaching Credential	General Subjects	2	3	0	5
		Single Subject Teaching Credential	English	1	0	0	1
			Music	0	1	0	1
			Physical Education	0	1	0	1
		Education Specialist Instruction Credential	Early Childhood Special Education	0	0	1	1
			Mild/Moderate Disabilities	2	3	0	5
		School District Total			5	8	1
	SEMITROPIC ELEMENTARY	Multiple Subject Teaching Credential	General Subjects	3	0	0	3
		Education Specialist Instruction Credential	Mild/Moderate Disabilities	0	1	0	1
		School District Total			3	1	0

TABLE 5C
Distribution of Intern Credentials, Permits and Waivers by County, School District, Type and by Subject Area
July 1, 2016 to June 30, 2017

Note: Counties with no Intern Credentials, Permits or Waivers are not included in this table.

County	School District	Credential Name	Subject Area	Intern Credentials - Total	Permits - Total	Waivers - Total	Total Interns, Permits and Waivers	
Kern	SIERRA SANDS UNIFIED SCHOOL DISTRICT	Multiple Subject Teaching Credential	General Subjects	0	4	1	5	
		Single Subject Teaching Credential	Mathematics	0	0	1	1	
			Physical Education	0	0	2	2	
			Science: Biological Sciences	0	3	0	3	
			Science: Chemistry	0	1	0	1	
		Education Specialist Instruction Credential	Early Childhood Special Education	0	1	1	2	
			Mild/Moderate Disabilities	0	4	3	7	
			Moderate/Severe Disabilities	2	1	1	4	
		School District Total				2	14	9
	SOUTH FORK UNION	Multiple Subject Teaching Credential	General Subjects	1	0	0	1	
		School District Total				1	0	0
	SOUTHERN KERN UNIFIED SCHOOL DISTRICT	Multiple Subject Teaching Credential	General Subjects	0	2	0	2	
		Single Subject Teaching Credential	Art	0	2	0	2	
			Music	0	1	0	1	
			Physical Education	0	1	0	1	
			Science: Biological Sciences	2	0	0	2	
			World Language: English Language Development	0	1	0	1	
		Education Specialist Instruction Credential	Mild/Moderate Disabilities	1	7	2	10	

TABLE 5C
Distribution of Intern Credentials, Permits and Waivers by County, School District, Type and by Subject Area
July 1, 2016 to June 30, 2017

Note: Counties with no Intern Credentials, Permits or Waivers are not included in this table.

County	School District	Credential Name	Subject Area	Intern Credentials - Total	Permits - Total	Waivers - Total	Total Interns, Permits and Waivers
Kern	SOUTHERN KERN UNIFIED SCHOOL DISTRICT	Education Specialist Instruction Credential	Moderate/Severe Disabilities	0	3	1	4
		School District Total			3	17	3
	STANDARD ELEMENTARY SCHOOL DISTRICT	Multiple Subject Teaching Credential	General Subjects	0	9	0	9
		Single Subject Teaching Credential	General Science (Foundational-Level)	0	1	0	1
			Physical Education	0	2	0	2
		Education Specialist Instruction Credential	Mild/Moderate Disabilities	0	3	0	3
		School District Total			0	15	0
	TAFT CITY ELEMENTARY SCHOOL DISTRICT	Multiple Subject Teaching Credential	General Subjects	5	7	1	13
		Single Subject Teaching Credential	English	1	0	0	1
			Science: Biological Sciences	0	1	0	1
		Education Specialist Instruction Credential	Mild/Moderate Disabilities	2	1	0	3
			Moderate/Severe Disabilities	0	2	0	2
		School District Total			8	11	1
	TAFT UNION HIGH SCHOOL DISTRICT	Single Subject Teaching Credential	Business	1	0	0	1
			English	1	2	0	3
		Education Specialist Instruction Credential	Mild/Moderate Disabilities	1	0	0	1
			Moderate/Severe Disabilities	0	1	0	1
		School District Total			3	3	0

TABLE 5C
Distribution of Intern Credentials, Permits and Waivers by County, School District, Type and by Subject Area
July 1, 2016 to June 30, 2017

Note: Counties with no Intern Credentials, Permits or Waivers are not included in this table.

County	School District	Credential Name	Subject Area	Intern Credentials - Total	Permits - Total	Waivers - Total	Total Interns, Permits and Waivers
Kern	TEHACHAPI UNIFIED SCHOOL DISTRICT	Multiple Subject Teaching Credential	General Subjects	3	5	1	9
		Single Subject Teaching Credential	English	1	2	0	3
			Health Science	0	1	0	1
			Social Science	0	1	0	1
		Education Specialist Instruction Credential	Mild/Moderate Disabilities	3	1	0	4
		School District Total			7	10	1
	VINELAND SCHOOL DISTRICT	Multiple Subject Teaching Credential	General Subjects	1	6	0	7
		Single Subject Teaching Credential	Music	1	0	0	1
			Physical Education	0	1	0	1
		School District Total			2	7	0
	WASCO UNION ELEMENTARY SCHOOL DISTRICT	Multiple Subject Teaching Credential	General Subjects	11	7	1	19
		Single Subject Teaching Credential	Mathematics	0	1	0	1
			Physical Education	0	1	0	1
		Education Specialist Instruction Credential	Mild/Moderate Disabilities	1	0	0	1
		School District Total			12	9	1
	WASCO UNION HIGH SCHOOL DISTRICT	Single Subject Teaching Credential	English	0	1	0	1
			Mathematics	0	2	0	2
			Science: Biological Sciences	0	2	0	2

TABLE 5C
Distribution of Intern Credentials, Permits and Waivers by County, School District, Type and by Subject Area
July 1, 2016 to June 30, 2017

Note: Counties with no Intern Credentials, Permits or Waivers are not included in this table.

County	School District	Credential Name	Subject Area	Intern Credentials - Total	Permits - Total	Waivers - Total	Total Interns, Permits and Waivers	
Kern	WASCO UNION HIGH SCHOOL DISTRICT	Single Subject Teaching Credential	Science: Chemistry	0	1	0	1	
			Social Science	0	1	0	1	
		School District Total			0	7	0	7
	WONDERFUL COLLEGE PREP ACADEMY	Multiple Subject Teaching Credential	General Subjects	3	1	0	4	
			Single Subject Teaching Credential	English	2	7	0	9
				General Science (Foundational-Level)	1	1	0	2
				Mathematics	0	2	1	3
				Music	0	1	0	1
				Physical Education	0	1	0	1
				Science: Chemistry	2	0	0	2
				Social Science	0	1	0	1
			Education Specialist Instruction Credential	Mild/Moderate Disabilities	0	1	0	1
	School District Total			8	15	1	24	
	Total				285	523	42	850
	Kings	ARMONA UNION ELEMENTARY SCHOOL DISTRICT	Multiple Subject Teaching Credential	General Subjects	2	0	0	2
School District Total				2	0	0	2	
CALIFORNIA VIRTUAL ACADEMY @ KINGS		Education Specialist Instruction Credential	Mild/Moderate Disabilities	1	0	0	1	
			School District Total			1	0	0

TABLE 5C
Distribution of Intern Credentials, Permits and Waivers by County, School District, Type and by Subject Area
July 1, 2016 to June 30, 2017

Note: Counties with no Intern Credentials, Permits or Waivers are not included in this table.

County	School District	Credential Name	Subject Area	Intern Credentials - Total	Permits - Total	Waivers - Total	Total Interns, Permits and Waivers
Kings	CENTRAL UNION ELEMENTARY SCHOOL DISTRICT	Education Specialist Instruction Credential	Moderate/Severe Disabilities	0	1	0	1
		School District Total			0	1	0
	CORCORAN JOINT UNIFIED SCHOOL DISTRICT	Multiple Subject Teaching Credential	General Subjects	3	9	0	12
		Single Subject Teaching Credential	Business	0	1	0	1
			English	1	3	0	4
			Mathematics	0	4	0	4
			Science: Biological Sciences	1	0	0	1
		Education Specialist Instruction Credential	Mild/Moderate Disabilities	0	3	0	3
	School District Total			5	20	0	25
	HANFORD ELEMENTARY SCHOOL DISTRICT	Multiple Subject Teaching Credential	General Subjects	5	2	0	7
		Single Subject Teaching Credential	Physical Education	0	1	0	1
		Education Specialist Instruction Credential	Mild/Moderate Disabilities	0	2	0	2
		School District Total			5	5	0
	HANFORD JOINT UNION HIGH SCHOOL DISTRICT	Single Subject Teaching Credential	English	1	0	0	1
			Mathematics	1	3	1	5
			Mathematics (Foundational-Level)	2	0	0	2
			Music	1	1	0	2
		Education Specialist Instruction Credential	Mild/Moderate Disabilities	1	0	0	1

TABLE 5C
Distribution of Intern Credentials, Permits and Waivers by County, School District, Type and by Subject Area
July 1, 2016 to June 30, 2017

Note: Counties with no Intern Credentials, Permits or Waivers are not included in this table.

County	School District	Credential Name	Subject Area	Intern Credentials - Total	Permits - Total	Waivers - Total	Total Interns, Permits and Waivers
Kings	HANFORD JOINT UNION HIGH SCHOOL DISTRICT	School District Total		6	4	1	11
	ISLAND UNION SCHOOL DISTRICT	Multiple Subject Teaching Credential	General Subjects	1	0	0	1
		School District Total		1	0	0	1
	KINGS COUNTY OFFICE OF EDUCATION	Multiple Subject Teaching Credential	General Subjects	1	0	0	1
		Education Specialist Instruction Credential	Deaf and Hard-of-Hearing	0	1	0	1
			Early Childhood Special Education	0	1	0	1
			Mild/Moderate Disabilities	0	3	0	3
		Moderate/Severe Disabilities	2	6	1	9	
	School District Total		3	11	1	15	
	KINGS RIVER-HARDWICK UNION ELEMENTARY SCHOOL DISTRICT	Multiple Subject Teaching Credential	General Subjects	0	1	0	1
		School District Total		0	1	0	1
	KINGS VALLEY ACADEMY	Multiple Subject Teaching Credential	General Subjects	0	2	0	2
		Single Subject Teaching Credential	English	1	1	0	2
		Education Specialist Instruction Credential	Mild/Moderate Disabilities	0	1	0	1
		School District Total		1	4	0	5
	KIT CARSON UNION ELEMENTARY SCHOOL DISTRICT	Multiple Subject Teaching Credential	General Subjects	1	2	0	3
		School District Total		1	2	0	3
	LAKESIDE UNION ELEMENTARY SCHOOL	Multiple Subject Teaching Credential	General Subjects	1	1	0	2

TABLE 5C
Distribution of Intern Credentials, Permits and Waivers by County, School District, Type and by Subject Area
July 1, 2016 to June 30, 2017

Note: Counties with no Intern Credentials, Permits or Waivers are not included in this table.

County	School District	Credential Name	Subject Area	Intern Credentials - Total	Permits - Total	Waivers - Total	Total Interns, Permits and Waivers
Kings	LAKESIDE UNION ELEMENTARY SCHOOL DISTRICT	School District Total		1	1	0	2
	LEMOORE UNION ELEMENTARY SCHOOL DISTRICT	Multiple Subject Teaching Credential	General Subjects	6	7	0	13
		Single Subject Teaching Credential	General Science (Foundational-Level)	2	1	0	3
			Music	1	0	0	1
			Physical Education	1	0	0	1
		Education Specialist Instruction Credential	Mild/Moderate Disabilities	2	1	0	3
		School District Total			12	9	0
	LEMOORE UNION HIGH SCHOOL DISTRICT	Single Subject Teaching Credential	Art	0	1	0	1
			Business	0	1	0	1
			English	0	1	0	1
			Mathematics	0	1	0	1
			Science: Biological Sciences	0	1	0	1
			Science: Geosciences	0	1	0	1
			Social Science	0	1	0	1
		Education Specialist Instruction Credential	Mild/Moderate Disabilities	0	1	0	1
			Moderate/Severe Disabilities	0	1	0	1
		School District Total			0	9	0
	PIONEER UNION ELEMENTARY SCHOOL	Multiple Subject Teaching Credential	General Subjects	0	2	0	2

TABLE 5C
Distribution of Intern Credentials, Permits and Waivers by County, School District, Type and by Subject Area
July 1, 2016 to June 30, 2017

Note: Counties with no Intern Credentials, Permits or Waivers are not included in this table.

County	School District	Credential Name	Subject Area	Intern Credentials - Total	Permits - Total	Waivers - Total	Total Interns, Permits and Waivers	
Kings	PIONEER UNION ELEMENTARY SCHOOL DISTRICT	Single Subject Teaching Credential	Physical Education	1	0	0	1	
		School District Total			1	2	0	3
	PIONEER UNION SCHOOL DISTRICT CHARTER	Multiple Subject Teaching Credential	General Subjects	0	1	0	1	
		School District Total			0	1	0	1
	REEF-SUNSET UNIFIED SCHOOL DISTRICT	Multiple Subject Teaching Credential	General Subjects	4	11	0	15	
		Single Subject Teaching Credential	English	0	2	0	2	
			Mathematics	0	1	0	1	
		Education Specialist Instruction Credential	Mild/Moderate Disabilities	2	2	0	4	
			Moderate/Severe Disabilities	0	2	0	2	
		School District Total			6	18	0	24
	Total				45	88	2	135
	Lake	KELSEYVILLE UNIFIED	Multiple Subject Teaching Credential	General Subjects	0	4	0	4
			Single Subject Teaching Credential	English	1	0	0	1
Education Specialist Instruction Credential			Mild/Moderate Disabilities	2	0	0	2	
School District Total			3	4	0	7		
KONOCTI UNIFIED SCHOOL DISTRICT		Multiple Subject Teaching Credential	General Subjects	4	18	0	22	
		Single Subject Teaching Credential	Mathematics	0	1	0	1	
			Social Science	0	1	0	1	

TABLE 5C
Distribution of Intern Credentials, Permits and Waivers by County, School District, Type and by Subject Area
July 1, 2016 to June 30, 2017

Note: Counties with no Intern Credentials, Permits or Waivers are not included in this table.

County	School District	Credential Name	Subject Area	Intern Credentials - Total	Permits - Total	Waivers - Total	Total Interns, Permits and Waivers
Lake	KONOCTI UNIFIED SCHOOL DISTRICT	Education Specialist Instruction Credential	Mild/Moderate Disabilities	0	2	0	2
			Moderate/Severe Disabilities	0	2	0	2
		School District Total			4	24	0
	LAKE COUNTY INTERNATIONAL CHARTER	Multiple Subject Teaching Credential	General Subjects	0	3	0	3
		School District Total			0	3	0
	LAKE COUNTY OFFICE OF EDUCATION	Education Specialist Instruction Credential	Mild/Moderate Disabilities	0	3	0	3
		School District Total			0	3	0
	LAKEPORT UNIFIED SCHOOL DISTRICT	Multiple Subject Teaching Credential	General Subjects	0	2	0	2
			Foreign Language: Spanish	0	1	0	1
		Education Specialist Instruction Credential	Mild/Moderate Disabilities	1	2	0	3
			Moderate/Severe Disabilities	0	1	0	1
		School District Total			1	6	0
	LUCERNE ELEMENTARY	Multiple Subject Teaching Credential	General Subjects	0	3	0	3
		School District Total			0	3	0
	MIDDLETOWN UNIFIED SCHOOL DISTRICT	Multiple Subject Teaching Credential	General Subjects	0	2	0	2
		Education Specialist Instruction Credential	Mild/Moderate Disabilities	0	1	0	1
		School District Total			0	3	0
UPPER LAKE UNION ELEMENTARY	Multiple Subject Teaching Credential	General Subjects	1	1	0	2	

TABLE 5C
Distribution of Intern Credentials, Permits and Waivers by County, School District, Type and by Subject Area
July 1, 2016 to June 30, 2017

Note: Counties with no Intern Credentials, Permits or Waivers are not included in this table.

County	School District	Credential Name	Subject Area	Intern Credentials - Total	Permits - Total	Waivers - Total	Total Interns, Permits and Waivers
Lake	UPPER LAKE UNION ELEMENTARY	School District Total		1	1	0	2
	Total			9	47	0	56
Lassen	BIG VALLEY JOINT UNIFIED	Single Subject Teaching Credential	Social Science	0	1	0	1
		School District Total		0	1	0	1
	FORT SAGE UNIFIED	Multiple Subject Teaching Credential	General Subjects	0	2	0	2
		Single Subject Teaching Credential	Physical Education	1	0	0	1
		School District Total		1	2	0	3
	JANESVILLE UNION ELEMENTARY	Multiple Subject Teaching Credential	General Subjects	0	1	0	1
		School District Total		0	1	0	1
	JOHNSTONVILLE ELEMENTARY	Multiple Subject Teaching Credential	General Subjects	0	1	0	1
		School District Total		0	1	0	1
	LASSEN COUNTY OFFICE OF EDUCATION	Education Specialist Instruction Credential	Mild/Moderate Disabilities	0	2	0	2
			Moderate/Severe Disabilities	1	0	0	1
		School District Total		1	2	0	3
	LASSEN UNION HIGH	Single Subject Teaching Credential	Mathematics	0	1	0	1
		School District Total		0	1	0	1
	LONG VALLEY CHARTER SCHOOL	Multiple Subject Teaching Credential	General Subjects	0	1	0	1
School District Total		0	1	0	1		

TABLE 5C
Distribution of Intern Credentials, Permits and Waivers by County, School District, Type and by Subject Area
July 1, 2016 to June 30, 2017

Note: Counties with no Intern Credentials, Permits or Waivers are not included in this table.

County	School District	Credential Name	Subject Area	Intern Credentials - Total	Permits - Total	Waivers - Total	Total Interns, Permits and Waivers
Lassen	MULTICULTURAL LEARNING CENTER	Multiple Subject Teaching Credential	General Subjects	1	0	0	1
		School District Total		1	0	0	1
	RAVENDALE-TERMO ELEMENTARY	Multiple Subject Teaching Credential	General Subjects	1	0	0	1
		School District Total		1	0	0	1
	RICHMOND ELEMENTARY	Multiple Subject Teaching Credential	General Subjects	0	1	0	1
		School District Total		0	1	0	1
	SUSANVILLE SCHOOL DISTRICT	Multiple Subject Teaching Credential	General Subjects	0	7	1	8
		School District Total		0	7	1	8
	WESTWOOD CHARTER SCHOOL	Multiple Subject Teaching Credential	General Subjects	0	1	0	1
		School District Total		0	1	0	1
	WESTWOOD UNIFIED SCHOOL DISTRICT	Single Subject Teaching Credential	Agriculture	1	1	0	2
			Social Science	0	1	0	1
		School District Total		1	2	0	3
	Total				5	20	1
Los Angeles	ABC UNIFIED SCHOOL DISTRICT	Multiple Subject Teaching Credential	General Subjects	0	3	0	3
		Single Subject Teaching Credential	Foreign Language: French	0	1	0	1
			Health Science	0	1	0	1
			Mathematics	0	1	0	1

TABLE 5C
Distribution of Intern Credentials, Permits and Waivers by County, School District, Type and by Subject Area
July 1, 2016 to June 30, 2017

Note: Counties with no Intern Credentials, Permits or Waivers are not included in this table.

County	School District	Credential Name	Subject Area	Intern Credentials - Total	Permits - Total	Waivers - Total	Total Interns, Permits and Waivers
Los Angeles	ABC UNIFIED SCHOOL DISTRICT	Single Subject Teaching Credential	Music	0	1	0	1
			Physical Education	0	1	0	1
			Science: Biological Sciences	0	1	0	1
			Social Science	0	1	0	1
		Education Specialist Instruction Credential	Mild/Moderate Disabilities	0	2	0	2
			Moderate/Severe Disabilities	0	1	0	1
		School District Total			0	13	0
	ACADEMIA AVANCE CHARTER	Multiple Subject Teaching Credential	General Subjects	1	0	0	1
		Single Subject Teaching Credential	English	1	0	0	1
			Foreign Language: Mandarin	1	0	0	1
		School District Total			3	0	0
	ACADEMY FOR ADVANCEMENT OF CHILDREN WITH AUTISM	Education Specialist Instruction Credential	Mild/Moderate Disabilities	1	0	0	1
		School District Total			1	0	0
	ACADEMY OF SCIENCE AND ENGINEERING	Single Subject Teaching Credential	Science: Biological Sciences	0	1	0	1
			Science: Chemistry	0	1	0	1
		School District Total			0	2	0
	ACCELERATED CHARTER ELEMENTARY	Single Subject Teaching Credential	English	1	1	0	2
		Education Specialist Instruction Credential	Mild/Moderate Disabilities	1	0	0	1

TABLE 5C
Distribution of Intern Credentials, Permits and Waivers by County, School District, Type and by Subject Area
July 1, 2016 to June 30, 2017

Note: Counties with no Intern Credentials, Permits or Waivers are not included in this table.

County	School District	Credential Name	Subject Area	Intern Credentials - Total	Permits - Total	Waivers - Total	Total Interns, Permits and Waivers	
Los Angeles	ACCELERATED CHARTER ELEMENTARY	School District Total		2	1	0	3	
		ACCELERATED SCHOOL (CHARTER)	Multiple Subject Teaching Credential	General Subjects	3	0	0	3
	Single Subject Teaching Credential		English	1	0	0	1	
	School District Total		4	0	0	4		
	ACTON-AGUA DULCE UNIFIED SCHOOL DISTRICT	Single Subject Teaching Credential	Art		0	1	0	1
			English		0	1	0	1
			Industrial and Technology Education		0	4	0	4
			Science: Chemistry		1	0	0	1
		School District Total		1	6	0	7	
	ALHAMBRA SCHOOL DISTRICT	Education Specialist Instruction Credential	Mild/Moderate Disabilities		1	0	0	1
			Moderate/Severe Disabilities		1	0	0	1
		School District Total		2	0	0	2	
	ALHAMBRA UNIFIED SCHOOL DISTRICT	Multiple Subject Teaching Credential	General Subjects		0	1	0	1
			Single Subject Teaching Credential	Music		1	0	0
		Science: Physics			0	2	0	2
		Education Specialist Instruction Credential	Moderate/Severe Disabilities		0	1	0	1
		School District Total		1	4	0	5	
	ALLIANCE 6-12 COLLEGE-READY	Multiple Subject Teaching Credential	General Subjects		1	0	0	1

TABLE 5C
Distribution of Intern Credentials, Permits and Waivers by County, School District, Type and by Subject Area
July 1, 2016 to June 30, 2017

Note: Counties with no Intern Credentials, Permits or Waivers are not included in this table.

County	School District	Credential Name	Subject Area	Intern Credentials - Total	Permits - Total	Waivers - Total	Total Interns, Permits and Waivers	
Los Angeles	ALLIANCE 6-12 COLLEGE-READY ACADEMY #21	School District Total		1	0	0	1	
	ALLIANCE ALICE M. BAXTER COLLEGE-READY HIGH	Single Subject Teaching Credential	English	1	0	0	1	
			Mathematics	0	1	0	1	
			Mathematics (Foundational-Level)	1	0	0	1	
			Science: Chemistry	1	0	0	1	
		Education Specialist Instruction Credential	Mild/Moderate Disabilities	1	0	0	1	
			School District Total		4	1	0	5
	ALLIANCE CINDY AND BILL SIMON TECHNOLOGY ACADEMY HIGH	Single Subject Teaching Credential	Mathematics	0	1	0	1	
			Education Specialist Instruction Credential	Mild/Moderate Disabilities	1	0	0	1
				School District Total		1	1	0
	ALLIANCE COLLEGE READY MIDDLE ACADEMY NO 5	Single Subject Teaching Credential	Science: Biological Sciences	0	1	0	1	
			School District Total		0	1	0	1
	ALLIANCE COLLEGE READY MIDDLE ACADEMY NO 9	Single Subject Teaching Credential	Science: Biological Sciences	1	0	0	1	
			School District Total		1	0	0	1
	ALLIANCE COLLEGE-READY ACADEMY HIGH NUMBER 5	Single Subject Teaching Credential	English	1	0	0	1	
			School District Total		1	0	0	1
	ALLIANCE COLLEGE-READY ACADMEY NO 16	Single Subject Teaching Credential	Mathematics (Foundational-Level)	1	0	0	1	
			Science: Biological Sciences	1	0	0	1	

TABLE 5C
Distribution of Intern Credentials, Permits and Waivers by County, School District, Type and by Subject Area
July 1, 2016 to June 30, 2017

Note: Counties with no Intern Credentials, Permits or Waivers are not included in this table.

County	School District	Credential Name	Subject Area	Intern Credentials - Total	Permits - Total	Waivers - Total	Total Interns, Permits and Waivers
Los Angeles	ALLIANCE COLLEGE-READY ACADEMY NO 16	Education Specialist Instruction Credential	Mild/Moderate Disabilities	1	0	0	1
		School District Total		3	0	0	3
	ALLIANCE COLLEGE-READY MIDDLE ACADEMY 12	Education Specialist Instruction Credential	Mild/Moderate Disabilities	1	0	0	1
		School District Total		1	0	0	1
	ALLIANCE COLLEGE-READY MIDDLE ACADEMY HIGH 8	Single Subject Teaching Credential	English	1	0	0	1
			General Science (Foundational-Level)	0	1	0	1
			Physical Education	1	0	0	1
			Science: Geosciences	0	1	0	1
		School District Total		2	2	0	4
	ALLIANCE COLLEGE-READY MIDDLE ACADEMY NO 4	Multiple Subject Teaching Credential	General Subjects	1	0	0	1
		Single Subject Teaching Credential	Mathematics	0	1	0	1
			Physical Education	2	0	0	2
		School District Total		3	1	0	4
	ALLIANCE DR OLGA MOHAN HIGH	Single Subject Teaching Credential	Foreign Language: Spanish	0	1	0	1
		School District Total		0	1	0	1
	ALLIANCE FOR COLLEGE-READY PUBLIC SCHOOL	Single Subject Teaching Credential	English	2	0	0	2
			Mathematics	1	0	0	1
			Social Science	1	1	0	2

TABLE 5C
Distribution of Intern Credentials, Permits and Waivers by County, School District, Type and by Subject Area
July 1, 2016 to June 30, 2017

Note: Counties with no Intern Credentials, Permits or Waivers are not included in this table.

County	School District	Credential Name	Subject Area	Intern Credentials - Total	Permits - Total	Waivers - Total	Total Interns, Permits and Waivers
Los Angeles	ALLIANCE FOR COLLEGE-READY PUBLIC SCHOOL	School District Total		4	1	0	5
		Single Subject Teaching Credential	Social Science	0	1	0	1
	ALLIANCE GERTZ-RESSLER RICHARD MERKIN 6-12 COMPLEX	Education Specialist Instruction Credential	Mild/Moderate Disabilities	1	0	0	1
		School District Total		1	1	0	2
	ALLIANCE HEALTH SERVICES ACADEMY HIGH	Single Subject Teaching Credential	Mathematics	0	1	0	1
			Science: Biological Sciences	1	0	0	1
		Education Specialist Instruction Credential	Mild/Moderate Disabilities	1	0	0	1
		School District Total		2	1	0	3
	ALLIANCE JACK H SKIRBALL MIDDLE	Single Subject Teaching Credential	English	0	1	0	1
			Mathematics	0	1	0	1
			Social Science	0	1	0	1
		School District Total		0	3	0	3
	ALLIANCE MARC AND EVA STERN MATH AND SCIENCE	Single Subject Teaching Credential	Foreign Language: Spanish	0	1	0	1
		School District Total		0	1	0	1
	ALLIANCE MARGARET M. BLOOMFIELD TECHNOLOGY ACADEMY HIGH	Single Subject Teaching Credential	Mathematics (Foundational-Level)	1	0	0	1
		Education Specialist Instruction Credential	Mild/Moderate Disabilities	1	0	0	1
		School District Total		2	0	0	2
	ALLIANCE OUCHI-O'DONOVAN 6-12	Multiple Subject Teaching Credential	General Subjects	1	0	0	1

TABLE 5C
Distribution of Intern Credentials, Permits and Waivers by County, School District, Type and by Subject Area
July 1, 2016 to June 30, 2017

Note: Counties with no Intern Credentials, Permits or Waivers are not included in this table.

County	School District	Credential Name	Subject Area	Intern Credentials - Total	Permits - Total	Waivers - Total	Total Interns, Permits and Waivers
Los Angeles	ALLIANCE OUCHI-O'DONOVAN 6-12 COMPLEX	Single Subject Teaching Credential	Mathematics (Foundational-Level)	1	0	0	1
		School District Total		2	0	0	2
	ALLIANCE PATTI AND PETER NEUWIRTH LEADERSHIP ACADEMY	Education Specialist Instruction Credential	Mild/Moderate Disabilities	0	1	0	1
		School District Total		0	1	0	1
	ALLIANCE SUSAN AND ERIC SMIDT TECHNOLOGY HIGH	Single Subject Teaching Credential	Science: Biological Sciences	1	0	0	1
		School District Total		1	0	0	1
	ANIMO COLLEGE PREPARATORY ACADEMY	Single Subject Teaching Credential	Science: Biological Sciences	1	0	0	1
			Social Science	1	0	0	1
		School District Total		2	0	0	2
	ANIMO JAMES B TAYLOR CHARTER MIDDLE	Single Subject Teaching Credential	English	1	0	0	1
			General Science (Foundational-Level)	1	0	0	1
		School District Total		2	0	0	2
	ANIMO LOCKE CHARTER HIGH SCHOOL #1	Education Specialist Instruction Credential	Mild/Moderate Disabilities	1	0	0	1
		School District Total		1	0	0	1
	ANIMO LOCKE CHARTER HIGH SCHOOL #2	Single Subject Teaching Credential	Foreign Language: Spanish	1	0	0	1
		School District Total		1	0	0	1
	ANIMO MAE JEMISON CHARTER MIDDLE	Single Subject Teaching Credential	English	1	0	0	1
		School District Total		1	0	0	1

TABLE 5C
Distribution of Intern Credentials, Permits and Waivers by County, School District, Type and by Subject Area
July 1, 2016 to June 30, 2017

Note: Counties with no Intern Credentials, Permits or Waivers are not included in this table.

County	School District	Credential Name	Subject Area	Intern Credentials - Total	Permits - Total	Waivers - Total	Total Interns, Permits and Waivers
Los Angeles	ANIMO RALPH BUNCHE HIGH	Single Subject Teaching Credential	Mathematics (Foundational-Level)	1	0	0	1
		School District Total			1	0	0
	ANTELOPE VALLEY LEARNING ACADEMY	Education Specialist Instruction Credential	Mild/Moderate Disabilities	1	0	0	1
			Moderate/Severe Disabilities	2	0	0	2
		School District Total			3	0	0
	ANTELOPE VALLEY UNION HIGH SCHOOL DISTRICT	Single Subject Teaching Credential	Art	2	2	0	4
			English	3	3	0	6
			Foreign Language: Spanish	0	1	0	1
			General Science (Foundational-Level)	1	0	0	1
			Industrial and Technology Education	1	0	0	1
			Mathematics	1	2	0	3
			Science: Biological Sciences	2	1	0	3
			Science: Chemistry	0	0	1	1
			Social Science	0	1	0	1
			Education Specialist Instruction Credential	Mild/Moderate Disabilities	3	7	0
		Moderate/Severe Disabilities		3	0	0	3
	School District Total			16	17	1	34
	APEX ACADEMY	Single Subject Teaching Credential	Science: Biological Sciences	1	0	0	1

TABLE 5C
Distribution of Intern Credentials, Permits and Waivers by County, School District, Type and by Subject Area
July 1, 2016 to June 30, 2017

Note: Counties with no Intern Credentials, Permits or Waivers are not included in this table.

County	School District	Credential Name	Subject Area	Intern Credentials - Total	Permits - Total	Waivers - Total	Total Interns, Permits and Waivers
Los Angeles	APEX ACADEMY	School District Total		1	0	0	1
		Multiple Subject Teaching Credential	General Subjects	1	0	0	1
	APPLE ACADEMY CHARTER PUBLIC	School District Total		1	0	0	1
		Single Subject Teaching Credential	Industrial and Technology Education	0	1	0	1
	ARCADIA UNIFIED SCHOOL DISTRICT		Mathematics (Foundational-Level)	0	1	0	1
		Education Specialist Instruction Credential	Mild/Moderate Disabilities	0	1	0	1
		School District Total		0	3	0	3
		Multiple Subject Teaching Credential	General Subjects	0	1	0	1
	ARTS IN ACTION COMMUNITY CHARTER	School District Total		0	1	0	1
		Education Specialist Instruction Credential	Mild/Moderate Disabilities	0	1	0	1
	ASPIRE ANTONIO MARIA LUGO ACADEMY	School District Total		0	1	0	1
		ASPIRE CENTENNIAL COLLEGE PREP ACADEMY	Single Subject Teaching Credential	English	1	1	0
			Mathematics (Foundational-Level)	0	1	0	1
			Physical Education	1	0	0	1
	Education Specialist Instruction Credential		Mild/Moderate Disabilities	0	1	0	1
	School District Total		2	3	0	5	
	ASPIRE FIRESTONE ACADEMY CHARTER	Education Specialist Instruction Credential	Mild/Moderate Disabilities	0	1	0	1
		School District Total		0	1	0	1

TABLE 5C
Distribution of Intern Credentials, Permits and Waivers by County, School District, Type and by Subject Area
July 1, 2016 to June 30, 2017

Note: Counties with no Intern Credentials, Permits or Waivers are not included in this table.

County	School District	Credential Name	Subject Area	Intern Credentials - Total	Permits - Total	Waivers - Total	Total Interns, Permits and Waivers
Los Angeles	ASPIRE INSKEEP ACADEMY CHARTER	Single Subject Teaching Credential	General Science (Foundational-Level)	0	1	0	1
		School District Total			0	1	0
	ASPIRE JUANITA TATE ACADEMY CHARTER	Multiple Subject Teaching Credential	General Subjects	0	1	0	1
		Education Specialist Instruction Credential	Mild/Moderate Disabilities	0	1	0	1
		School District Total			0	2	0
	ASPIRE OLLIN UNIVERSITY PREP ACADEMY	Single Subject Teaching Credential	English	1	0	0	1
			Science: Physics	0	1	0	1
		Education Specialist Instruction Credential	Mild/Moderate Disabilities	0	1	0	1
		School District Total			1	2	0
	ASPIRE PACIFIC ACADEMY	Single Subject Teaching Credential	Art	0	1	0	1
		School District Total			0	1	0
	ASSURANCE LEARNING ACADEMY	Single Subject Teaching Credential	Social Science	1	0	0	1
		Education Specialist Instruction Credential	Mild/Moderate Disabilities	0	1	0	1
		School District Total			1	1	0
	AVESON GLOBAL LEADERSHIP ACADEMY	Education Specialist Instruction Credential	Mild/Moderate Disabilities	1	0	0	1
		School District Total			1	0	0
	AZUSA UNIFIED SCHOOL DISTRICT	Single Subject Teaching Credential	Mathematics (Foundational-Level)	1	0	0	1
			Music	0	1	0	1

TABLE 5C
Distribution of Intern Credentials, Permits and Waivers by County, School District, Type and by Subject Area
July 1, 2016 to June 30, 2017

Note: Counties with no Intern Credentials, Permits or Waivers are not included in this table.

County	School District	Credential Name	Subject Area	Intern Credentials - Total	Permits - Total	Waivers - Total	Total Interns, Permits and Waivers
Los Angeles	AZUSA UNIFIED SCHOOL DISTRICT	Single Subject Teaching Credential	Social Science	1	0	0	1
		Education Specialist Instruction Credential	Moderate/Severe Disabilities	2	0	0	2
			Visual Impairments	0	2	0	2
		School District Total			4	3	0
	BALDWIN PARK UNIFIED SCHOOL DISTRICT	Single Subject Teaching Credential	Science: Chemistry	0	1	0	1
		Education Specialist Instruction Credential	Early Childhood Special Education	1	0	0	1
			Mild/Moderate Disabilities	4	1	0	5
			Moderate/Severe Disabilities	2	1	0	3
		School District Total			7	3	0
	BEACH CITIES LEARNING CENTER MANHATTAN BEACH	Education Specialist Instruction Credential	Mild/Moderate Disabilities	0	1	0	1
			Moderate/Severe Disabilities	1	0	0	1
		School District Total			1	1	0
	BEACH CITIES LEARNING CENTER PALOS VERDES	Education Specialist Instruction Credential	Mild/Moderate Disabilities	1	1	0	2
		School District Total			1	1	0
	BELLFLOWER UNIFIED SCHOOL DISTRICT	Single Subject Teaching Credential	English	1	0	0	1
		Education Specialist Instruction Credential	Mild/Moderate Disabilities	5	1	0	6
		School District Total			6	1	0
BERT CORONA CHARTER HIGH SCHOOL	Single Subject Teaching Credential	Art	1	0	0	1	

TABLE 5C
Distribution of Intern Credentials, Permits and Waivers by County, School District, Type and by Subject Area
July 1, 2016 to June 30, 2017

Note: Counties with no Intern Credentials, Permits or Waivers are not included in this table.

County	School District	Credential Name	Subject Area	Intern Credentials - Total	Permits - Total	Waivers - Total	Total Interns, Permits and Waivers
Los Angeles	BERT CORONA CHARTER HIGH SCHOOL	Single Subject Teaching Credential	Foreign Language: Spanish	1	0	0	1
		School District Total		2	0	0	2
	BERT CORONA MIDDLE SCHOOL CHARTER	Multiple Subject Teaching Credential	General Subjects	1	0	0	1
		Single Subject Teaching Credential	English	1	0	0	1
			General Science (Foundational-Level)	0	1	0	1
		School District Total		2	1	0	3
	BIRMINGHAM COMMUNITY CHARTER HIGH	Single Subject Teaching Credential	Science: Chemistry	1	0	0	1
		Education Specialist Instruction Credential	Mild/Moderate Disabilities	1	1	0	2
			Moderate/Severe Disabilities	0	1	0	1
		School District Total		2	2	0	4
	BONITA UNIFIED SCHOOL DISTRICT	Single Subject Teaching Credential	Business	0	1	0	1
			Foreign Language: American Sign Language	0	1	0	1
			General Science (Foundational-Level)	0	1	0	1
			Physical Education	0	1	0	1
			Science: Chemistry	0	1	0	1
		Education Specialist Instruction Credential	Mild/Moderate Disabilities	1	2	0	3
			Moderate/Severe Disabilities	1	1	0	2
		School District Total		2	8	0	10

TABLE 5C
Distribution of Intern Credentials, Permits and Waivers by County, School District, Type and by Subject Area
July 1, 2016 to June 30, 2017

Note: Counties with no Intern Credentials, Permits or Waivers are not included in this table.

County	School District	Credential Name	Subject Area	Intern Credentials - Total	Permits - Total	Waivers - Total	Total Interns, Permits and Waivers
Los Angeles	BRIDGEPORT SCHOOL	Education Specialist Instruction Credential	Mild/Moderate Disabilities	1	2	0	3
			Moderate/Severe Disabilities	0	1	0	1
		School District Total			1	3	0
	BRIGHT STAR SECONDARY CHARTER ACADEMY	Multiple Subject Teaching Credential	General Subjects	0	1	0	1
			Single Subject Teaching Credential	Foreign Language: Spanish	1	0	0
		Single Subject Teaching Credential	Science: Biological Sciences	0	1	0	1
			Education Specialist Instruction Credential	Mild/Moderate Disabilities	0	1	0
		School District Total			1	3	0
	BURBANK UNIFIED SCHOOL DISTRICT	Single Subject Teaching Credential	Mathematics	1	0	0	1
			Mathematics (Foundational-Level)	1	0	0	1
			Science: Biological Sciences	1	1	0	2
		Education Specialist Instruction Credential	Mild/Moderate Disabilities	1	2	0	3
			Moderate/Severe Disabilities	1	3	0	4
		School District Total			5	6	0
	CALIFORNIA COLLEGIATE CHARTER	Single Subject Teaching Credential	English	0	1	0	1
		School District Total			0	1	0
	CALIFORNIA VIRTUAL ACADEMY @ LOS ANGELES	Education Specialist Instruction Credential	Mild/Moderate Disabilities	5	1	0	6
		School District Total			5	1	0

TABLE 5C
Distribution of Intern Credentials, Permits and Waivers by County, School District, Type and by Subject Area
July 1, 2016 to June 30, 2017

Note: Counties with no Intern Credentials, Permits or Waivers are not included in this table.

County	School District	Credential Name	Subject Area	Intern Credentials - Total	Permits - Total	Waivers - Total	Total Interns, Permits and Waivers
Los Angeles	CAMINO NUEVO CHARTER ACADEMY	Multiple Subject Teaching Credential	General Subjects	3	5	1	9
		Single Subject Teaching Credential	English	1	0	0	1
			Science: Geosciences	1	0	0	1
		Education Specialist Instruction Credential	Mild/Moderate Disabilities	0	1	0	1
		School District Total			5	6	1
	CAMINO NUEVO CHARTER ACADEMY #4	Multiple Subject Teaching Credential	General Subjects	0	3	1	4
		Single Subject Teaching Credential	Foreign Language: Spanish	0	0	1	1
			Science: Chemistry	1	0	0	1
		Education Specialist Instruction Credential	Mild/Moderate Disabilities	1	2	0	3
		School District Total			2	5	2
	CAMINO NUEVO ELEMENTARY #3	Multiple Subject Teaching Credential	General Subjects	0	4	0	4
		Single Subject Teaching Credential	Physical Education	0	1	0	1
			Social Science	0	1	0	1
		Education Specialist Instruction Credential	Mild/Moderate Disabilities	0	1	0	1
		School District Total			0	7	0
	CANYON VIEW SCHOOL	Education Specialist Instruction Credential	Mild/Moderate Disabilities	1	1	0	2
		School District Total			1	1	0
	CAROUSEL SCHOOL	Education Specialist Instruction Credential	Mild/Moderate Disabilities	1	0	0	1

TABLE 5C
Distribution of Intern Credentials, Permits and Waivers by County, School District, Type and by Subject Area
July 1, 2016 to June 30, 2017

Note: Counties with no Intern Credentials, Permits or Waivers are not included in this table.

County	School District	Credential Name	Subject Area	Intern Credentials - Total	Permits - Total	Waivers - Total	Total Interns, Permits and Waivers
Los Angeles	CAROUSEL SCHOOL	Education Specialist Instruction Credential	Moderate/Severe Disabilities	1	1	0	2
		School District Total		2	1	0	3
	CELERITY CARDINAL CHARTER	Multiple Subject Teaching Credential	General Subjects	1	0	0	1
		Education Specialist Instruction Credential	Mild/Moderate Disabilities	1	0	0	1
		School District Total		2	0	0	2
	CELERITY NASCENT CHARTER SCHOOL	Multiple Subject Teaching Credential	General Subjects	1	0	0	1
		School District Total		1	0	0	1
	CELERITY PALMATI CHARTER	Education Specialist Instruction Credential	Mild/Moderate Disabilities	2	0	0	2
		School District Total		2	0	0	2
	CELERITY TROIKA CHARTER	Education Specialist Instruction Credential	Mild/Moderate Disabilities	1	0	0	1
		School District Total		1	0	0	1
	CENTER FOR LEARNING UNLIMITED	Education Specialist Instruction Credential	Moderate/Severe Disabilities	1	0	0	1
		School District Total		1	0	0	1
	CENTINELA VALLEY UNION HIGH SCHOOL DISTRICT	Single Subject Teaching Credential	English	1	2	0	3
			Foreign Language: American Sign Language	0	1	0	1
			Foreign Language: Mandarin	0	1	0	1
			Health Science	0	1	0	1
			Science: Biological Sciences	0	1	0	1

TABLE 5C
Distribution of Intern Credentials, Permits and Waivers by County, School District, Type and by Subject Area
July 1, 2016 to June 30, 2017

Note: Counties with no Intern Credentials, Permits or Waivers are not included in this table.

County	School District	Credential Name	Subject Area	Intern Credentials - Total	Permits - Total	Waivers - Total	Total Interns, Permits and Waivers
Los Angeles	CENTINELA VALLEY UNION HIGH SCHOOL DISTRICT	Single Subject Teaching Credential	Science: Chemistry	0	1	0	1
			Social Science	1	0	0	1
		Education Specialist Instruction Credential	Mild/Moderate Disabilities	1	1	0	2
		School District Total			3	8	0
	CENTRAL CITY VALUE	Single Subject Teaching Credential	English	1	0	0	1
		Education Specialist Instruction Credential	Mild/Moderate Disabilities	0	1	0	1
		School District Total			1	1	0
	CHARTER OAK UNIFIED SCHOOL DISTRICT	Education Specialist Instruction Credential	Moderate/Severe Disabilities	1	1	0	2
		School District Total			1	1	0
	CHIME CHARTER SCHOOL	Multiple Subject Teaching Credential	General Subjects	1	0	0	1
		Single Subject Teaching Credential	English	1	0	0	1
		School District Total			2	0	0
	CHIMES INSTITUTES SCHWARZENEGGER COMMUNITY	Single Subject Teaching Credential	Mathematics	0	1	0	1
		Education Specialist Instruction Credential	Mild/Moderate Disabilities	2	1	0	3
		School District Total			2	2	0
	CITY CHARTER MIDDLE	Single Subject Teaching Credential	Mathematics	0	1	0	1
		School District Total			0	1	0
	CLAREMONT UNIFIED SCHOOL DISTRICT	Single Subject Teaching Credential	Foreign Language: French	1	0	0	1

TABLE 5C
Distribution of Intern Credentials, Permits and Waivers by County, School District, Type and by Subject Area
July 1, 2016 to June 30, 2017

Note: Counties with no Intern Credentials, Permits or Waivers are not included in this table.

County	School District	Credential Name	Subject Area	Intern Credentials - Total	Permits - Total	Waivers - Total	Total Interns, Permits and Waivers	
Los Angeles	CLAREMONT UNIFIED SCHOOL DISTRICT	Education Specialist Instruction Credential	Mild/Moderate Disabilities	1	0	0	1	
		School District Total		2	0	0	2	
	COLLEGIATE CHARTER HIGH SCHOOL OF LOS ANGELES	Single Subject Teaching Credential	English		0	2	0	2
			Foreign Language: Spanish		1	1	0	2
			Mathematics (Foundational-Level)		0	1	0	1
			Science: Biological Sciences		0	1	0	1
			Science: Chemistry		0	1	0	1
			Social Science		1	1	0	2
	School District Total		2	7	0	9		
	COMMUNITY CHARTER EARLY COLLEGE HIGH SCHOOL	Education Specialist Instruction Credential	Mild/Moderate Disabilities	1	0	0	1	
		School District Total		1	0	0	1	
	COMMUNITY PREP ACADEMY	Multiple Subject Teaching Credential	General Subjects	0	1	0	1	
		School District Total		0	1	0	1	
	COMPTON UNIFIED SCHOOL DISTRICT	Multiple Subject Teaching Credential	General Subjects	3	8	0	11	
		Single Subject Teaching Credential	English		1	0	0	1
			Science: Biological Sciences		0	5	0	5
			Social Science		0	1	0	1
		Education Specialist Instruction Credential	Mild/Moderate Disabilities	7	8	0	15	

TABLE 5C
Distribution of Intern Credentials, Permits and Waivers by County, School District, Type and by Subject Area
July 1, 2016 to June 30, 2017

Note: Counties with no Intern Credentials, Permits or Waivers are not included in this table.

County	School District	Credential Name	Subject Area	Intern Credentials - Total	Permits - Total	Waivers - Total	Total Interns, Permits and Waivers
Los Angeles	COMPTON UNIFIED SCHOOL DISTRICT	Education Specialist Instruction Credential	Moderate/Severe Disabilities	0	1	0	1
		School District Total		11	23	0	34
	COUTIN SCHOOL	Education Specialist Instruction Credential	Mild/Moderate Disabilities	0	2	3	5
		School District Total		0	2	3	5
	COVINA-VALLEY UNIFIED SCHOOL DISTRICT	Multiple Subject Teaching Credential	General Subjects	1	0	0	1
		Single Subject Teaching Credential	Foreign Language: American Sign Language	0	1	0	1
		Education Specialist Instruction Credential	Mild/Moderate Disabilities	1	0	0	1
		School District Total		2	1	0	3
	CROWN PREPARATORY ACADEMY	Multiple Subject Teaching Credential	General Subjects	1	0	0	1
		Single Subject Teaching Credential	Social Science	1	0	0	1
		School District Total		2	0	0	2
	CULVER CITY UNIFIED SCHOOL DISTRICT	Multiple Subject Teaching Credential	General Subjects	2	0	0	2
		School District Total		2	0	0	2
	DA VINCI COMMUNICATIONS HIGH	Single Subject Teaching Credential	Science: Physics	1	0	0	1
		Education Specialist Instruction Credential	Mild/Moderate Disabilities	1	0	0	1
		School District Total		2	0	0	2
	DA VINCI DESIGN	Education Specialist Instruction Credential	Moderate/Severe Disabilities	1	0	0	1
		School District Total		1	0	0	1

TABLE 5C
Distribution of Intern Credentials, Permits and Waivers by County, School District, Type and by Subject Area
July 1, 2016 to June 30, 2017

Note: Counties with no Intern Credentials, Permits or Waivers are not included in this table.

County	School District	Credential Name	Subject Area	Intern Credentials - Total	Permits - Total	Waivers - Total	Total Interns, Permits and Waivers
Los Angeles	DESERT SANDS CHARTER HIGH SCHOOL	Education Specialist Instruction Credential	Mild/Moderate Disabilities	1	0	0	1
		School District Total			1	0	0
	DISCOVERY CHARTER PREPARTORY SCHOOL	Single Subject Teaching Credential	English	0	1	0	1
			Foreign Language: Spanish	0	1	0	1
			Social Science	1	0	0	1
		Education Specialist Instruction Credential	Mild/Moderate Disabilities	1	0	0	1
		School District Total			2	2	0
	DOWNEY UNIFIED SCHOOL DISTRICT	Single Subject Teaching Credential	Industrial and Technology Education	0	5	0	5
			Science: Biological Sciences	0	1	0	1
		Education Specialist Instruction Credential	Mild/Moderate Disabilities	6	0	0	6
			Moderate/Severe Disabilities	1	4	0	5
		School District Total			7	10	0
	DOWNTOWN VALUE CHARTER SCHOOL	Multiple Subject Teaching Credential	General Subjects	0	0	1	1
		Education Specialist Instruction Credential	Mild/Moderate Disabilities	0	1	0	1
		School District Total			0	1	1
	DUARTE UNIFIED SCHOOL DISTRICT	Single Subject Teaching Credential	English	2	0	0	2
			Mathematics (Foundational-Level)	1	0	0	1
			Social Science	1	0	0	1

TABLE 5C
Distribution of Intern Credentials, Permits and Waivers by County, School District, Type and by Subject Area
July 1, 2016 to June 30, 2017

Note: Counties with no Intern Credentials, Permits or Waivers are not included in this table.

County	School District	Credential Name	Subject Area	Intern Credentials - Total	Permits - Total	Waivers - Total	Total Interns, Permits and Waivers
Los Angeles	DUARTE UNIFIED SCHOOL DISTRICT	Education Specialist Instruction Credential	Mild/Moderate Disabilities	3	0	0	3
		School District Total		7	0	0	7
	DUBNOFF	Education Specialist Instruction Credential	Mild/Moderate Disabilities	0	2	0	2
			Moderate/Severe Disabilities	0	2	0	2
		School District Total		0	4	0	4
	EAST WHITTIER CITY ELEMENTARY SCHOOL DISTRICT	Education Specialist Instruction Credential	Early Childhood Special Education	1	0	0	1
			Mild/Moderate Disabilities	2	1	0	3
			Moderate/Severe Disabilities	1	5	0	6
		School District Total		4	6	0	10
	EASTSIDE UNION SCHOOL DISTRICT	Multiple Subject Teaching Credential	General Subjects	3	6	0	9
			Single Subject Teaching Credential	English	1	0	0
		Education Specialist Instruction Credential	Mathematics	0	1	0	1
			Mild/Moderate Disabilities	0	3	0	3
			Moderate/Severe Disabilities	3	2	0	5
	School District Total		7	12	0	19	
	ECF KAYNE - ERAS CENTER	Education Specialist Instruction Credential	Mild/Moderate Disabilities	2	1	0	3
		School District Total		2	1	0	3
	EKO MULTI-PURPOSE CENTER INC.	Education Specialist Instruction Credential	Mild/Moderate Disabilities	0	0	1	1

TABLE 5C
Distribution of Intern Credentials, Permits and Waivers by County, School District, Type and by Subject Area
July 1, 2016 to June 30, 2017

Note: Counties with no Intern Credentials, Permits or Waivers are not included in this table.

County	School District	Credential Name	Subject Area	Intern Credentials - Total	Permits - Total	Waivers - Total	Total Interns, Permits and Waivers
Los Angeles	EKO MULTI-PURPOSE CENTER INC.	School District Total		0	0	1	1
	EL MONTE UNION HIGH SCHOOL DISTRICT	Single Subject Teaching Credential	Music	0	1	0	1
		Education Specialist Instruction Credential	Mild/Moderate Disabilities	1	1	0	2
		School District Total		1	2	0	3
	EL RANCHO UNIFIED SCHOOL DISTRICT	Multiple Subject Teaching Credential	General Subjects	0	2	0	2
		Single Subject Teaching Credential	Mathematics (Foundational-Level)	0	1	0	1
			Physical Education	1	0	0	1
		Education Specialist Instruction Credential	Mild/Moderate Disabilities	0	3	0	3
			Moderate/Severe Disabilities	0	1	0	1
	School District Total		1	7	0	8	
	EL SEGUNDO UNIFIED SCHOOL DISTRICT	Single Subject Teaching Credential	Science: Chemistry	0	1	0	1
		School District Total		0	1	0	1
	ELLIOTT INSTITUTE	Education Specialist Instruction Credential	Moderate/Severe Disabilities	1	0	0	1
		School District Total		1	0	0	1
	ENDEAVOR COLLEGE PREPARATORY CHARTER	Multiple Subject Teaching Credential	General Subjects	2	5	0	7
		Single Subject Teaching Credential	English	0	2	0	2
			Mathematics	0	0	1	1
			Mathematics (Foundational-Level)	1	0	0	1

TABLE 5C
Distribution of Intern Credentials, Permits and Waivers by County, School District, Type and by Subject Area
July 1, 2016 to June 30, 2017

Note: Counties with no Intern Credentials, Permits or Waivers are not included in this table.

County	School District	Credential Name	Subject Area	Intern Credentials - Total	Permits - Total	Waivers - Total	Total Interns, Permits and Waivers
Los Angeles	ENDEAVOR COLLEGE PREPARATORY CHARTER	School District Total		3	7	1	11
	ENVIRONMENTAL CHARTER MIDDLE SCHOOL	Multiple Subject Teaching Credential	General Subjects	0	1	0	1
		Single Subject Teaching Credential	English	1	0	0	1
		School District Total		1	1	0	2
	EQUITAS ACADEMY CHARTER	Multiple Subject Teaching Credential	General Subjects	0	1	0	1
		School District Total		0	1	0	1
	EQUITAS ACADEMY CHARTER II	Multiple Subject Teaching Credential	General Subjects	1	0	0	1
		Single Subject Teaching Credential	English	1	0	0	1
		School District Total		2	0	0	2
	EXECUTIVE PREPARATORY ACADEMY OF FINANCE	Single Subject Teaching Credential	Social Science	1	0	0	1
		School District Total		1	0	0	1
	FENTON AVENUE CHARTER SCHOOL (CHARTER)	Education Specialist Instruction Credential	Mild/Moderate Disabilities	1	0	0	1
		School District Total		1	0	0	1
	FIVE ACRES THERAPEUTIC SCHOOL	Education Specialist Instruction Credential	Mild/Moderate Disabilities	1	0	0	1
		School District Total		1	0	0	1
	GABRIELLA CHARTER	Multiple Subject Teaching Credential	General Subjects	1	1	0	2
		Education Specialist Instruction Credential	Mild/Moderate Disabilities	1	0	0	1
		School District Total		2	1	0	3

TABLE 5C
Distribution of Intern Credentials, Permits and Waivers by County, School District, Type and by Subject Area
July 1, 2016 to June 30, 2017

Note: Counties with no Intern Credentials, Permits or Waivers are not included in this table.

County	School District	Credential Name	Subject Area	Intern Credentials - Total	Permits - Total	Waivers - Total	Total Interns, Permits and Waivers
Los Angeles	GARVEY ELEMENTARY SCHOOL DISTRICT	Education Specialist Instruction Credential	Moderate/Severe Disabilities	0	1	0	1
		School District Total			0	1	0
	GIRLS ATHLETIC LEADERSHIP SCHOOL LOS ANGELES	Multiple Subject Teaching Credential	General Subjects	1	1	0	2
		School District Total			1	1	0
	GLENDALE UNIFIED	Multiple Subject Teaching Credential	General Subjects	2	3	0	5
		Single Subject Teaching Credential	Foreign Language: Armenian	0	1	0	1
		Education Specialist Instruction Credential	Early Childhood Special Education	1	0	0	1
			Language and Academic Development	0	1	0	1
			Mild/Moderate Disabilities	1	1	0	2
	School District Total			4	6	0	10
	GLENDDORA UNIFIED SCHOOL DISTRICT	Education Specialist Instruction Credential	Mild/Moderate Disabilities	1	1	0	2
			Moderate/Severe Disabilities	1	0	0	1
			Physical and Health Impairments	0	1	0	1
		School District Total			2	2	0
	GLOBAL EDUCATION ACADEMY	Multiple Subject Teaching Credential	General Subjects	1	0	0	1
		School District Total			1	0	0
	GOETHE INTERNATIONAL CHARTER	Multiple Subject Teaching Credential	General Subjects	0	1	0	1
School District Total			0	1	0	1	

TABLE 5C
Distribution of Intern Credentials, Permits and Waivers by County, School District, Type and by Subject Area
July 1, 2016 to June 30, 2017

Note: Counties with no Intern Credentials, Permits or Waivers are not included in this table.

County	School District	Credential Name	Subject Area	Intern Credentials - Total	Permits - Total	Waivers - Total	Total Interns, Permits and Waivers		
Los Angeles	GRANADA HILLS HIGH SCHOOL	Single Subject Teaching Credential	Social Science	1	0	0	1		
		School District Total			1	0	0	1	
	GREEN DOT PUBLIC CHARTER	Single Subject Teaching Credential	English		10	13	0	23	
			Foreign Language: Spanish		1	2	0	3	
			General Science (Foundational-Level)		1	1	0	2	
			Mathematics		2	7	0	9	
			Mathematics (Foundational-Level)		5	2	0	7	
			Music		1	0	0	1	
			Physical Education		2	0	0	2	
			Science: Biological Sciences		3	2	0	5	
			Science: Chemistry		1	0	0	1	
			Science: Physics		0	2	0	2	
			Social Science		1	3	0	4	
			Education Specialist Instruction Credential	Mild/Moderate Disabilities		10	11	0	21
	School District Total			37	43	0	80		
	GUIDANCE CHARTER SCHOOL	Multiple Subject Teaching Credential	General Subjects		2	0	0	2	
			Single Subject Teaching Credential	Business		0	1	0	1
				Foreign Language: Arabic		0	0	1	1

TABLE 5C
Distribution of Intern Credentials, Permits and Waivers by County, School District, Type and by Subject Area
July 1, 2016 to June 30, 2017

Note: Counties with no Intern Credentials, Permits or Waivers are not included in this table.

County	School District	Credential Name	Subject Area	Intern Credentials - Total	Permits - Total	Waivers - Total	Total Interns, Permits and Waivers
Los Angeles	GUIDANCE CHARTER SCHOOL	Single Subject Teaching Credential	Foreign Language: Spanish	0	1	0	1
			Mathematics	0	1	0	1
			Music	0	1	0	1
			Physical Education	1	0	0	1
			Science: Chemistry	0	1	0	1
			Science: Physics	0	1	0	1
			School District Total	3	6	1	10
	HACIENDA LA PUENTE UNIFIED SCHOOL DISTRICT	Single Subject Teaching Credential	English	1	0	0	1
			Industrial and Technology Education	0	1	0	1
			Science: Biological Sciences	1	0	0	1
			Science: Chemistry	1	0	0	1
		Education Specialist Instruction Credential	Mild/Moderate Disabilities	4	0	0	4
	School District Total	7	1	0	8		
	HAWTHORNE ACADEMY	Education Specialist Instruction Credential	Mild/Moderate Disabilities	0	2	0	2
			Moderate/Severe Disabilities	0	3	0	3
		School District Total	0	5	0	5	
	HAWTHORNE SCHOOL DISTRICT	Education Specialist Instruction Credential	Early Childhood Special Education	1	0	0	1
		School District Total	1	0	0	1	

TABLE 5C
Distribution of Intern Credentials, Permits and Waivers by County, School District, Type and by Subject Area
July 1, 2016 to June 30, 2017

Note: Counties with no Intern Credentials, Permits or Waivers are not included in this table.

County	School District	Credential Name	Subject Area	Intern Credentials - Total	Permits - Total	Waivers - Total	Total Interns, Permits and Waivers
Los Angeles	HELP GROUP - NORTH HILLS PREP	Education Specialist Instruction Credential	Mild/Moderate Disabilities	0	1	0	1
		School District Total			0	1	0
	HELP GROUP - SUNRISE	Education Specialist Instruction Credential	Mild/Moderate Disabilities	0	1	0	1
			Moderate/Severe Disabilities	0	1	0	1
		School District Total			0	2	0
	HELP GROUP - WEST	Education Specialist Instruction Credential	Early Childhood Special Education	0	1	0	1
			Mild/Moderate Disabilities	1	0	0	1
			Moderate/Severe Disabilities	0	1	0	1
		School District Total			1	2	0
	HERMOSA BEACH CITY ELEMENTARY	Single Subject Teaching Credential	Mathematics	0	1	0	1
			Mathematics (Foundational-Level)	0	1	0	1
		School District Total			0	2	0
	HIGH TECH LA	Single Subject Teaching Credential	Science: Chemistry	1	0	0	1
		School District Total			1	0	0
	HILLSIDES EDUCATION CENTER	Education Specialist Instruction Credential	Mild/Moderate Disabilities	0	1	0	1
		School District Total			0	1	0
	HUGHES-ELIZABETH LAKES UNION ELEMENTARY SCHOOL DISTRICT	Multiple Subject Teaching Credential	General Subjects	0	1	0	1
School District Total			0	1	0	1	

TABLE 5C
Distribution of Intern Credentials, Permits and Waivers by County, School District, Type and by Subject Area
July 1, 2016 to June 30, 2017

Note: Counties with no Intern Credentials, Permits or Waivers are not included in this table.

County	School District	Credential Name	Subject Area	Intern Credentials - Total	Permits - Total	Waivers - Total	Total Interns, Permits and Waivers
Los Angeles	ICEF VISTA ELEMENTARY ACADEMY	Multiple Subject Teaching Credential	General Subjects	1	0	0	1
		School District Total			1	0	0
	ILEAD HYBRID	Multiple Subject Teaching Credential	General Subjects	1	0	0	1
		Single Subject Teaching Credential	Art	1	0	0	1
			Social Science	2	0	0	2
		Education Specialist Instruction Credential	Mild/Moderate Disabilities	1	0	0	1
		School District Total			5	0	0
	ILEAD LANCASTER CHARTER	Multiple Subject Teaching Credential	General Subjects	1	0	0	1
		School District Total			1	0	0
	INGENIUM CHARTER	Multiple Subject Teaching Credential	General Subjects	1	0	0	1
		School District Total			1	0	0
	INGLEWOOD UNIFIED SCHOOL DISTRICT	Single Subject Teaching Credential	Foreign Language: Spanish	0	1	0	1
		Education Specialist Instruction Credential	Mild/Moderate Disabilities	2	3	0	5
		School District Total			2	4	0
	INSTITUTE FOR THE RDESIGN OF LEARNING DBA:THE ALMANSOR CENTER	Education Specialist Instruction Credential	Mild/Moderate Disabilities	0	1	0	1
		School District Total			0	1	0
	INSTITUTE FOR THE REDESIGN OF LEARNING DBA:THE ALMANSOR CENTER	Education Specialist Instruction Credential	Mild/Moderate Disabilities	1	2	0	3
		School District Total			1	2	0

TABLE 5C
Distribution of Intern Credentials, Permits and Waivers by County, School District, Type and by Subject Area
July 1, 2016 to June 30, 2017

Note: Counties with no Intern Credentials, Permits or Waivers are not included in this table.

County	School District	Credential Name	Subject Area	Intern Credentials - Total	Permits - Total	Waivers - Total	Total Interns, Permits and Waivers	
Los Angeles	INSTITUTE FOR THE REDESIGN OF LEARNING WESTMORELAND ACADEMY	Education Specialist Instruction Credential	Moderate/Severe Disabilities	1	3	0	4	
		School District Total			1	3	0	4
	IVY ACADEMIA CHARTER SCHOOL	Single Subject Teaching Credential	Mathematics	0	1	0	1	
			Social Science	0	1	0	1	
		School District Total			0	2	0	2
	JAMES JORDAN MIDDLE	Single Subject Teaching Credential	Mathematics	0	1	0	1	
			Education Specialist Instruction Credential	Mild/Moderate Disabilities	1	0	0	1
		School District Total			1	1	0	2
	KEPPEL UNION ELEMENTARY SCHOOL DISTRICT	Multiple Subject Teaching Credential	General Subjects	0	2	0	2	
			Education Specialist Instruction Credential	Mild/Moderate Disabilities	1	0	0	1
		School District Total			1	2	0	3
	KEPPEL UNION SCHOOL DISTRICT	Education Specialist Instruction Credential	Mild/Moderate Disabilities	0	1	0	1	
			Moderate/Severe Disabilities	0	2	0	2	
		School District Total			0	3	0	3
	KIPP ACADEMY OF INNOVATION	Multiple Subject Teaching Credential	General Subjects	1	0	0	1	
			Single Subject Teaching Credential	Mathematics	0	2	0	2
				Science: Biological Sciences	0	1	0	1
				Social Science	0	1	0	1

TABLE 5C
Distribution of Intern Credentials, Permits and Waivers by County, School District, Type and by Subject Area
July 1, 2016 to June 30, 2017

Note: Counties with no Intern Credentials, Permits or Waivers are not included in this table.

County	School District	Credential Name	Subject Area	Intern Credentials - Total	Permits - Total	Waivers - Total	Total Interns, Permits and Waivers
Los Angeles	KIPP ACADEMY OF INNOVATION	Education Specialist Instruction Credential	Mild/Moderate Disabilities	0	1	0	1
		School District Total			1	5	0
	KIPP ACADEMY OF OPPORTUNITY	Multiple Subject Teaching Credential	General Subjects	2	0	0	2
		Single Subject Teaching Credential	Mathematics	0	2	0	2
		Education Specialist Instruction Credential	Mild/Moderate Disabilities	0	1	0	1
		School District Total			2	3	0
	KIPP COMIENZA COMMUNITY PREP	Multiple Subject Teaching Credential	General Subjects	3	4	0	7
		Single Subject Teaching Credential	General Science (Foundational-Level)	1	0	0	1
		School District Total			4	4	0
	KIPP EMPOWER ACADEMY	Multiple Subject Teaching Credential	General Subjects	1	0	0	1
		Education Specialist Instruction Credential	Mild/Moderate Disabilities	1	1	0	2
		School District Total			2	1	0
	KIPP IGNITE ACADEMY	Multiple Subject Teaching Credential	General Subjects	1	0	0	1
		Education Specialist Instruction Credential	Mild/Moderate Disabilities	0	1	0	1
		School District Total			1	1	0
	KIPP ILUMINAR ACADEMY	Multiple Subject Teaching Credential	General Subjects	3	3	0	6
		School District Total			3	3	0
	KIPP LOS ANGELES COLLEGE PREPARATORY	Multiple Subject Teaching Credential	General Subjects	0	1	0	1

TABLE 5C
Distribution of Intern Credentials, Permits and Waivers by County, School District, Type and by Subject Area
July 1, 2016 to June 30, 2017

Note: Counties with no Intern Credentials, Permits or Waivers are not included in this table.

County	School District	Credential Name	Subject Area	Intern Credentials - Total	Permits - Total	Waivers - Total	Total Interns, Permits and Waivers	
Los Angeles	KIPP LOS ANGELES COLLEGE PREPARATORY	Single Subject Teaching Credential	English	1	3	0	4	
			Mathematics	0	2	0	2	
			Social Science	0	2	0	2	
		Education Specialist Instruction Credential	Mild/Moderate Disabilities	1	0	0	1	
		School District Total			2	8	0	10
	KIPP PHILOSOPHERS ACADEMY	Multiple Subject Teaching Credential	General Subjects	0	1	0	1	
			Single Subject Teaching Credential	Mathematics	0	1	0	1
				Social Science	0	2	0	2
			Education Specialist Instruction Credential	Mild/Moderate Disabilities	0	1	0	1
		School District Total			0	5	0	5
	KIPP PROMESA PREP	Multiple Subject Teaching Credential	General Subjects	0	1	0	1	
			School District Total			0	1	0
	KIPP RAICES ACADEMY	Multiple Subject Teaching Credential	General Subjects	1	0	0	1	
			Single Subject Teaching Credential	Science: Biological Sciences	0	1	0	1
		School District Total			1	1	0	2
	KIPP SCHOLAR ACADEMY	Multiple Subject Teaching Credential	General Subjects	0	1	0	1	
			Single Subject Teaching Credential	English	0	1	0	1
		General Science (Foundational-Level)		0	4	0	4	

TABLE 5C
Distribution of Intern Credentials, Permits and Waivers by County, School District, Type and by Subject Area
July 1, 2016 to June 30, 2017

Note: Counties with no Intern Credentials, Permits or Waivers are not included in this table.

County	School District	Credential Name	Subject Area	Intern Credentials - Total	Permits - Total	Waivers - Total	Total Interns, Permits and Waivers
Los Angeles	KIPP SCHOLAR ACADEMY	Single Subject Teaching Credential	Mathematics	0	1	0	1
			Mathematics (Foundational-Level)	1	0	0	1
			Social Science	0	1	0	1
		Education Specialist Instruction Credential	Mild/Moderate Disabilities	0	1	0	1
		School District Total			1	9	0
	KIPP SOL ACADEMY	Single Subject Teaching Credential	General Science (Foundational-Level)	0	1	0	1
			Science: Biological Sciences	1	1	0	2
		Education Specialist Instruction Credential	Mild/Moderate Disabilities	0	1	0	1
		School District Total			1	3	0
	KIPP VIDA PREPARATORY ACADEMY	Multiple Subject Teaching Credential	General Subjects	0	2	0	2
		School District Total			0	2	0
	LA CANADA UNIFIED SCHOOL DISTRICT	Single Subject Teaching Credential	Science: Physics	1	0	0	1
		School District Total			1	0	0
	LA'S PROMISE CHARTER MIDDLE #1	Single Subject Teaching Credential	English	0	1	0	1
			Social Science	1	1	0	2
		School District Total			1	2	0
	LAKEVIEW CHARTER ACADEMY	Single Subject Teaching Credential	Social Science	1	0	0	1
		School District Total			1	0	0

TABLE 5C
Distribution of Intern Credentials, Permits and Waivers by County, School District, Type and by Subject Area
July 1, 2016 to June 30, 2017

Note: Counties with no Intern Credentials, Permits or Waivers are not included in this table.

County	School District	Credential Name	Subject Area	Intern Credentials - Total	Permits - Total	Waivers - Total	Total Interns, Permits and Waivers
Los Angeles	LANCASTER ELEMENTARY SCHOOL DISTRICT	Multiple Subject Teaching Credential	General Subjects	11	8	0	19
		Single Subject Teaching Credential	English	0	1	0	1
			Mathematics	0	1	0	1
			Science: Geosciences	0	1	0	1
		Education Specialist Instruction Credential	Early Childhood Special Education	1	0	0	1
			Mild/Moderate Disabilities	3	0	0	3
		School District Total			15	11	0
	LANCASTER SCHOOL DISTRICT	Multiple Subject Teaching Credential	General Subjects	0	1	0	1
		School District Total			0	1	0
	LARCHMONT CHARTER	Multiple Subject Teaching Credential	General Subjects	1	0	0	1
		Education Specialist Instruction Credential	Mild/Moderate Disabilities	1	0	0	1
		School District Total			2	0	0
	LAS VIRGENES UNIFIED SCHOOL DISTRICT	Education Specialist Instruction Credential	Mild/Moderate Disabilities	1	2	0	3
		School District Total			1	2	0
	LAWNDALE ELEMENTARY SCHOOL DISTRICT	Education Specialist Instruction Credential	Moderate/Severe Disabilities	0	1	0	1
		School District Total			0	1	0
	LEARNING WORKS	Single Subject Teaching Credential	Health Science	1	0	0	1
School District Total			1	0	0	1	

TABLE 5C
Distribution of Intern Credentials, Permits and Waivers by County, School District, Type and by Subject Area
July 1, 2016 to June 30, 2017

Note: Counties with no Intern Credentials, Permits or Waivers are not included in this table.

County	School District	Credential Name	Subject Area	Intern Credentials - Total	Permits - Total	Waivers - Total	Total Interns, Permits and Waivers
Los Angeles	LEEWAY SCHOOL	Education Specialist Instruction Credential	Mild/Moderate Disabilities	2	0	0	2
			Moderate/Severe Disabilities	1	0	0	1
		School District Total			3	0	0
	LEROY HAYNES EDUCATIONAL CENTER	Education Specialist Instruction Credential	Mild/Moderate Disabilities	1	0	0	1
		School District Total			1	0	0
	LIBERTAS COLLEGE PREPARATORY CHARTER	Multiple Subject Teaching Credential	General Subjects	3	2	0	5
		Education Specialist Instruction Credential	Mild/Moderate Disabilities	0	1	0	1
		School District Total			3	3	0
	LIFE SOURCE INTERNATIONAL CHARTER	Multiple Subject Teaching Credential	General Subjects	1	0	0	1
		School District Total			1	0	0
	LIFELINE EDUCATION CHARTER	Multiple Subject Teaching Credential	General Subjects	2	0	0	2
		School District Total			2	0	0
	LITTLE CITIZENS WESTSIDE ACADEMY	Education Specialist Instruction Credential	Mild/Moderate Disabilities	0	2	0	2
		School District Total			0	2	0
	LITTLE LAKE CITY ELEMENTARY SCHOOL DISTRICT	Multiple Subject Teaching Credential	General Subjects	0	1	0	1
		Education Specialist Instruction Credential	Mild/Moderate Disabilities	4	2	0	6
		School District Total			4	3	0
	LONG BEACH UNIFIED SCHOOL DISTRICT	Single Subject Teaching Credential	Art	0	3	0	3

TABLE 5C
Distribution of Intern Credentials, Permits and Waivers by County, School District, Type and by Subject Area
July 1, 2016 to June 30, 2017

Note: Counties with no Intern Credentials, Permits or Waivers are not included in this table.

County	School District	Credential Name	Subject Area	Intern Credentials - Total	Permits - Total	Waivers - Total	Total Interns, Permits and Waivers	
Los Angeles	LONG BEACH UNIFIED SCHOOL DISTRICT	Single Subject Teaching Credential	English	0	1	0	1	
			Foreign Language: French	1	2	0	3	
			Health Science	0	1	0	1	
			Industrial and Technology Education	0	3	0	3	
			Mathematics	0	2	0	2	
			Music	0	1	0	1	
			Physical Education	1	1	0	2	
			Science: Biological Sciences	0	1	0	1	
			Education Specialist Instruction Credential	Early Childhood Special Education	0	6	0	6
				Mild/Moderate Disabilities	4	18	0	22
	Moderate/Severe Disabilities	2		21	0	23		
	School District Total				8	60	0	68
	LOS ANGELES ACADEMY OF ARTS & ENTERPRISE CHARTER	Single Subject Teaching Credential	Business	0	1	0	1	
			English	0	1	0	1	
			Mathematics	1	1	0	2	
Physical Education			0	2	0	2		
School District Total				1	5	0	6	
LOS ANGELES COUNTY OFFICE OF EDUCATION	Multiple Subject Teaching Credential	General Subjects	1	0	0	1		

TABLE 5C
Distribution of Intern Credentials, Permits and Waivers by County, School District, Type and by Subject Area
July 1, 2016 to June 30, 2017

Note: Counties with no Intern Credentials, Permits or Waivers are not included in this table.

County	School District	Credential Name	Subject Area	Intern Credentials - Total	Permits - Total	Waivers - Total	Total Interns, Permits and Waivers	
Los Angeles	LOS ANGELES COUNTY OFFICE OF EDUCATION	Single Subject Teaching Credential	English	1	0	0	1	
			Mathematics (Foundational-Level)	3	0	0	3	
			Physical Education	1	0	0	1	
			Social Science	3	0	0	3	
		Education Specialist Instruction Credential	Deaf and Hard-of-Hearing	1	0	0	1	
			Mild/Moderate Disabilities	3	1	0	4	
			Moderate/Severe Disabilities	2	3	0	5	
			Physical and Health Impairments	0	1	0	1	
			Visual Impairments	3	3	0	6	
		School District Total				18	8	0
	LOS ANGELES LEADERSHIP ACADEMY	Multiple Subject Teaching Credential	General Subjects	0	5	0	5	
			Single Subject Teaching Credential	English	0	1	0	1
		Single Subject Teaching Credential	Social Science	0	2	0	2	
			School District Total				0	8
	LOS ANGELES UNIFIED SCHOOL DISTRICT	Multiple Subject Teaching Credential	General Subjects	65	78	0	143	
			Single Subject Teaching Credential	Agriculture	0	1	0	1
		Single Subject Teaching Credential	Art	0	16	0	16	
			Business	0	2	0	2	

TABLE 5C
Distribution of Intern Credentials, Permits and Waivers by County, School District, Type and by Subject Area
July 1, 2016 to June 30, 2017

Note: Counties with no Intern Credentials, Permits or Waivers are not included in this table.

County	School District	Credential Name	Subject Area	Intern Credentials - Total	Permits - Total	Waivers - Total	Total Interns, Permits and Waivers
Los Angeles	LOS ANGELES UNIFIED SCHOOL DISTRICT	Single Subject Teaching Credential	English	16	35	0	51
			Foreign Language: American Sign Language	1	1	0	2
			Foreign Language: Arabic	1	0	0	1
			Foreign Language: Armenian	0	1	0	1
			Foreign Language: French	1	0	0	1
			Foreign Language: Italian	0	1	0	1
			Foreign Language: Korean	0	1	0	1
			Foreign Language: Mandarin	1	0	0	1
			Foreign Language: Spanish	1	8	0	9
			General Science (Foundational-Level)	6	2	0	8
			Health Science	0	22	0	22
			Industrial and Technology Education	0	6	0	6
			Mathematics	4	17	0	21
			Mathematics (Foundational-Level)	4	2	0	6
			Music	3	6	0	9
			Physical Education	4	10	0	14
			Science: Biological Sciences	5	9	0	14
Science: Chemistry	6	2	0	8			

TABLE 5C
Distribution of Intern Credentials, Permits and Waivers by County, School District, Type and by Subject Area
July 1, 2016 to June 30, 2017

Note: Counties with no Intern Credentials, Permits or Waivers are not included in this table.

County	School District	Credential Name	Subject Area	Intern Credentials - Total	Permits - Total	Waivers - Total	Total Interns, Permits and Waivers	
Los Angeles	LOS ANGELES UNIFIED SCHOOL DISTRICT	Single Subject Teaching Credential	Science: Geosciences	0	5	0	5	
			Science: Physics	0	6	0	6	
			Social Science	2	9	0	11	
		Education Specialist Instruction Credential	Deaf and Hard-of-Hearing	2	2	0	4	
			Early Childhood Special Education	45	28	13	86	
			Mild/Moderate Disabilities	231	283	0	514	
			Moderate/Severe Disabilities	66	78	0	144	
		Visual Impairments	2	0	0	2		
	School District Total				466	631	13	1,110
	LOS NIETOS ELEMENTARY	Education Specialist Instruction Credential	Moderate/Severe Disabilities	1	0	0	1	
			School District Total				1	0
	LYNWOOD UNIFIED SCHOOL DISTRICT	Multiple Subject Teaching Credential	General Subjects	1	0	0	1	
			Single Subject Teaching Credential	Art	0	1	0	1
Music				0	3	0	3	
Science: Biological Sciences				1	0	0	1	
Education Specialist Instruction Credential		Mild/Moderate Disabilities	10	1	0	11		
School District Total				12	5	0	17	
MAGNOLIA SCIENCE ACADEMY	Single Subject Teaching Credential	Foreign Language: Spanish	1	0	0	1		

TABLE 5C
Distribution of Intern Credentials, Permits and Waivers by County, School District, Type and by Subject Area
July 1, 2016 to June 30, 2017

Note: Counties with no Intern Credentials, Permits or Waivers are not included in this table.

County	School District	Credential Name	Subject Area	Intern Credentials - Total	Permits - Total	Waivers - Total	Total Interns, Permits and Waivers
Los Angeles	MAGNOLIA SCIENCE ACADEMY	Education Specialist Instruction Credential	Mild/Moderate Disabilities	0	2	0	2
		School District Total		1	2	0	3
	MAGNOLIA SCIENCE ACADEMY 3	Single Subject Teaching Credential	General Science (Foundational-Level)	0	1	0	1
		School District Total		0	1	0	1
	MAGNOLIA SCIENCE ACADEMY 4	Single Subject Teaching Credential	Social Science	1	0	0	1
		School District Total		1	0	0	1
	MAGNOLIA SCIENCE ACADEMY BELL	Education Specialist Instruction Credential	Mild/Moderate Disabilities	2	0	0	2
		School District Total		2	0	0	2
	MANHATTAN BEACH UNIFIED SCHOOL DISTRICT	Single Subject Teaching Credential	General Science (Foundational-Level)	1	0	0	1
		Education Specialist Instruction Credential	Moderate/Severe Disabilities	1	0	0	1
		School District Total		2	0	0	2
	MATH AND SCIENCE COLLEGE PREPARATORY	Single Subject Teaching Credential	English	0	1	0	1
			Mathematics	0	1	0	1
		School District Total		0	2	0	2
	MISSION VIEW PUBLIC	Single Subject Teaching Credential	Science: Chemistry	1	0	0	1
		Education Specialist Instruction Credential	Mild/Moderate Disabilities	2	1	0	3
		School District Total		3	1	0	4
	MONROVIA UNIFIED SCHOOL DISTRICT	Education Specialist Instruction Credential	Mild/Moderate Disabilities	3	0	0	3

TABLE 5C
Distribution of Intern Credentials, Permits and Waivers by County, School District, Type and by Subject Area
July 1, 2016 to June 30, 2017

Note: Counties with no Intern Credentials, Permits or Waivers are not included in this table.

County	School District	Credential Name	Subject Area	Intern Credentials - Total	Permits - Total	Waivers - Total	Total Interns, Permits and Waivers
Los Angeles	MONROVIA UNIFIED SCHOOL DISTRICT	Education Specialist Instruction Credential	Moderate/Severe Disabilities	0	1	0	1
		School District Total		3	1	0	4
	MONSEÑOR OSCAR ROMERO CHARTER MIDDLE	Single Subject Teaching Credential	English	1	0	0	1
		School District Total		1	0	0	1
	MONTAGUE CHARTER ACADEMY (CHARTER)	Multiple Subject Teaching Credential	General Subjects	0	1	0	1
		School District Total		0	1	0	1
	MONTEBELLO UNIFIED SCHOOL DISTRICT	Education Specialist Instruction Credential	Mild/Moderate Disabilities	3	6	0	9
			Moderate/Severe Disabilities	1	0	0	1
		School District Total		4	6	0	10
	MULTICULTURAL LEARNING CENTER	Multiple Subject Teaching Credential	General Subjects	0	1	0	1
		School District Total		0	1	0	1
	N.E.W. ACADEMY OF SCIENCE AND ARTS	Multiple Subject Teaching Credential	General Subjects	1	0	0	1
		School District Total		1	0	0	1
	NEW DESIGNS CHARTER	Single Subject Teaching Credential	English	0	1	1	2
			Physical Education	0	0	1	1
			Science: Biological Sciences	0	0	1	1
			Science: Chemistry	0	0	1	1
		School District Total		0	1	4	5

TABLE 5C
Distribution of Intern Credentials, Permits and Waivers by County, School District, Type and by Subject Area
July 1, 2016 to June 30, 2017

Note: Counties with no Intern Credentials, Permits or Waivers are not included in this table.

County	School District	Credential Name	Subject Area	Intern Credentials - Total	Permits - Total	Waivers - Total	Total Interns, Permits and Waivers
Los Angeles	NEW LOS ANGELES CHARTER SCHOOL	Single Subject Teaching Credential	English	1	0	0	1
		School District Total			1	0	0
	NEW VILLAGE CHARTER HIGH	Single Subject Teaching Credential	English	0	2	0	2
			Mathematics	0	1	0	1
			Social Science	0	1	0	1
		School District Total			0	4	0
	NEW WEST CHARTER MIDDLE SCHOOL	Single Subject Teaching Credential	Physical Education	1	0	0	1
		Education Specialist Instruction Credential	Mild/Moderate Disabilities	1	0	0	1
		School District Total			2	0	0
	NEWHALL ELEMENTARY SCHOOL DISTRICT	Education Specialist Instruction Credential	Mild/Moderate Disabilities	2	1	0	3
			Moderate/Severe Disabilities	0	1	0	1
		School District Total			2	2	0
	NORTH VALLEY MILITARY INSTITUTE COLLEGE PREPARATORY ACADEMY	Single Subject Teaching Credential	Mathematics	0	1	0	1
		School District Total			0	1	0
	NORWALK-LA MIRADA UNIFIED SCHOOL DISTRICT	Single Subject Teaching Credential	Mathematics (Foundational-Level)	1	0	0	1
		Education Specialist Instruction Credential	Mild/Moderate Disabilities	4	0	0	4
		School District Total			5	0	0
NUEVA ESPERANZA CHARTER ACADEMY	Single Subject Teaching Credential	English	1	0	0	1	

TABLE 5C
Distribution of Intern Credentials, Permits and Waivers by County, School District, Type and by Subject Area
July 1, 2016 to June 30, 2017

Note: Counties with no Intern Credentials, Permits or Waivers are not included in this table.

County	School District	Credential Name	Subject Area	Intern Credentials - Total	Permits - Total	Waivers - Total	Total Interns, Permits and Waivers
Los Angeles	NUEVA ESPERANZA CHARTER ACADEMY	School District Total		1	0	0	1
	OCEAN CHARTER SCHOOL	Multiple Subject Teaching Credential	General Subjects	1	0	0	1
		School District Total		1	0	0	1
	ODYSSEY CHARTER SCHOOL (CHARTER)	Single Subject Teaching Credential	Mathematics	0	0	1	1
		Education Specialist Instruction Credential	Mild/Moderate Disabilities	1	0	0	1
		School District Total		1	0	1	2
	OPPORTUNITIES FOR LEARNING BALDWIN PARK	Multiple Subject Teaching Credential	General Subjects	1	0	0	1
		Single Subject Teaching Credential	Science: Biological Sciences	1	0	0	1
			Social Science	1	0	0	1
		School District Total		3	0	0	3
	OPTIONS FOR YOUTH	Single Subject Teaching Credential	English	1	0	0	1
			General Science (Foundational-Level)	2	0	0	2
			Mathematics (Foundational-Level)	4	0	0	4
			Social Science	1	0	0	1
		Education Specialist Instruction Credential	Mild/Moderate Disabilities	1	0	0	1
		School District Total		9	0	0	9
	PALISADES CHARTER HIGH SCHOOL	Single Subject Teaching Credential	Foreign Language: Italian	1	0	0	1
		School District Total		1	0	0	1

TABLE 5C
Distribution of Intern Credentials, Permits and Waivers by County, School District, Type and by Subject Area
July 1, 2016 to June 30, 2017

Note: Counties with no Intern Credentials, Permits or Waivers are not included in this table.

County	School District	Credential Name	Subject Area	Intern Credentials - Total	Permits - Total	Waivers - Total	Total Interns, Permits and Waivers
Los Angeles	PALMDALE AEROSPACE ACADEMY	Education Specialist Instruction Credential	Mild/Moderate Disabilities	0	1	0	1
		School District Total			0	1	0
	PALMDALE ELEMENTARY SCHOOL DISTRICT	Multiple Subject Teaching Credential	General Subjects	7	7	0	14
		Single Subject Teaching Credential	English	1	1	0	2
			Home Economics	0	1	0	1
			Mathematics	0	1	0	1
			Mathematics (Foundational-Level)	0	1	0	1
			Physical Education	1	1	0	2
			Social Science	1	0	0	1
			Education Specialist Instruction Credential	Mild/Moderate Disabilities	3	10	0
		Moderate/Severe Disabilities	3	2	0	5	
	School District Total			16	24	0	40
	PALMDALE SCHOOL DISTRICT	Single Subject Teaching Credential	English	1	0	0	1
			General Science (Foundational-Level)	1	2	0	3
			Mathematics	0	1	0	1
			Physical Education	1	0	0	1
		Education Specialist Instruction Credential	Mild/Moderate Disabilities	2	4	0	6
		School District Total			5	7	0

TABLE 5C
Distribution of Intern Credentials, Permits and Waivers by County, School District, Type and by Subject Area
July 1, 2016 to June 30, 2017

Note: Counties with no Intern Credentials, Permits or Waivers are not included in this table.

County	School District	Credential Name	Subject Area	Intern Credentials - Total	Permits - Total	Waivers - Total	Total Interns, Permits and Waivers
Los Angeles	PARA LOS NINOS	Multiple Subject Teaching Credential	General Subjects	3	4	1	8
		Education Specialist Instruction Credential	Mild/Moderate Disabilities	1	2	0	3
		School District Total		4	6	1	11
	PARA LOS NINOS EVELYN THURMAN GRATTS PRIMARY	Multiple Subject Teaching Credential	General Subjects	2	0	0	2
		School District Total		2	0	0	2
	PARAMOUNT UNIFIED SCHOOL DISTRICT	Single Subject Teaching Credential	English	1	0	0	1
			Physical Education	1	0	0	1
			Science: Biological Sciences	1	0	0	1
		Education Specialist Instruction Credential	Mild/Moderate Disabilities	3	1	0	4
		School District Total		6	1	0	7
	PASADENA ROSEBUD ACADEMY MIDDLE	Multiple Subject Teaching Credential	General Subjects	1	0	0	1
		School District Total		1	0	0	1
	PASADENA UNIFIED SCHOOL DISTRICT	Multiple Subject Teaching Credential	General Subjects	0	1	0	1
		Single Subject Teaching Credential	Foreign Language: Spanish	0	1	0	1
			Health Science	0	1	0	1
			Mathematics (Foundational-Level)	1	0	0	1
			Science: Biological Sciences	0	1	0	1
Science: Physics			0	1	0	1	

TABLE 5C
Distribution of Intern Credentials, Permits and Waivers by County, School District, Type and by Subject Area
July 1, 2016 to June 30, 2017

Note: Counties with no Intern Credentials, Permits or Waivers are not included in this table.

County	School District	Credential Name	Subject Area	Intern Credentials - Total	Permits - Total	Waivers - Total	Total Interns, Permits and Waivers
Los Angeles	PASADENA UNIFIED SCHOOL DISTRICT	Education Specialist Instruction Credential	Mild/Moderate Disabilities	4	6	0	10
			Moderate/Severe Disabilities	2	3	0	5
		School District Total			7	14	0
	PERSONAL COACHING SYSTEMS	Education Specialist Instruction Credential	Moderate/Severe Disabilities	0	1	0	1
		School District Total			0	1	0
	POMONA UNIFIED SCHOOL DISTRICT	Multiple Subject Teaching Credential	General Subjects	1	0	0	1
			Single Subject Teaching Credential	English	2	0	0
		Education Specialist Instruction Credential	Mathematics (Foundational-Level)	1	0	0	1
			Early Childhood Special Education	1	0	0	1
			Mild/Moderate Disabilities	6	0	0	6
		Moderate/Severe Disabilities	1	0	0	1	
		School District Total			12	0	0
	PORT OF LOS ANGELES HIGH	Single Subject Teaching Credential	Social Science	1	0	0	1
		Education Specialist Instruction Credential	Moderate/Severe Disabilities	1	0	0	1
		School District Total			2	0	0
	PREPA TEC - LOS ANGELES	Education Specialist Instruction Credential	Mild/Moderate Disabilities	1	0	0	1
		School District Total			1	0	0
	PUC CALS MIDDLE AND EARLY COLLEGE HIGH	Single Subject Teaching Credential	English	1	2	0	3

TABLE 5C
Distribution of Intern Credentials, Permits and Waivers by County, School District, Type and by Subject Area
July 1, 2016 to June 30, 2017

Note: Counties with no Intern Credentials, Permits or Waivers are not included in this table.

County	School District	Credential Name	Subject Area	Intern Credentials - Total	Permits - Total	Waivers - Total	Total Interns, Permits and Waivers
Los Angeles	PUC CALS MIDDLE AND EARLY COLLEGE HIGH	Single Subject Teaching Credential	Foreign Language: Spanish	0	1	0	1
			Mathematics	0	1	1	2
			Mathematics (Foundational-Level)	0	2	0	2
		Education Specialist Instruction Credential	Mild/Moderate Disabilities	1	0	0	1
		School District Total			2	6	1
	PUC COMMUNITY CHARTER MIDDLE AND PUC COMMUNITY CHARTER EARLY COLLEGE HIGH	Single Subject Teaching Credential	English	2	0	0	2
			Foreign Language: Spanish	0	1	0	1
			General Science (Foundational-Level)	1	0	0	1
			Mathematics	1	0	0	1
		Education Specialist Instruction Credential	Mild/Moderate Disabilities	0	2	0	2
		School District Total			4	3	0
	PUC EXCEL CHARTER ACADEMY	Single Subject Teaching Credential	Social Science	0	1	0	1
			Education Specialist Instruction Credential	Mild/Moderate Disabilities	0	1	0
		School District Total			0	2	0
	PUC INSPIRE CHARTER ACADEMY	Single Subject Teaching Credential	Art	1	1	0	2
			English	1	1	0	2
			General Science (Foundational-Level)	0	1	0	1
			Physical Education	1	0	0	1

TABLE 5C
Distribution of Intern Credentials, Permits and Waivers by County, School District, Type and by Subject Area
July 1, 2016 to June 30, 2017

Note: Counties with no Intern Credentials, Permits or Waivers are not included in this table.

County	School District	Credential Name	Subject Area	Intern Credentials - Total	Permits - Total	Waivers - Total	Total Interns, Permits and Waivers
Los Angeles	PUC INSPIRE CHARTER ACADEMY	Single Subject Teaching Credential	Science: Biological Sciences	0	0	1	1
		Education Specialist Instruction Credential	Mild/Moderate Disabilities	0	1	0	1
		School District Total		3	4	1	8
	PUC LAKEVIEW CHARTER ACADEMY	Single Subject Teaching Credential	Mathematics (Foundational-Level)	0	1	0	1
			Science: Biological Sciences	0	1	0	1
		Education Specialist Instruction Credential	Mild/Moderate Disabilities	0	1	0	1
		School District Total		0	3	0	3
	PUC LAKEVIEW CHARTER HIGH	Single Subject Teaching Credential	Mathematics (Foundational-Level)	1	0	0	1
			Science: Biological Sciences	0	1	0	1
			Science: Chemistry	0	1	0	1
		School District Total		1	2	0	3
	PUC MILAGRO CHARTER	Multiple Subject Teaching Credential	General Subjects	0	1	0	1
		School District Total		0	1	0	1
	PUC NUEVA ESPERANZA CHARTER ACADEMY	Single Subject Teaching Credential	English	0	2	0	2
			Science: Biological Sciences	0	1	0	1
		Education Specialist Instruction Credential	Mild/Moderate Disabilities	0	1	0	1
		School District Total		0	4	0	4
	PUC SANTA ROSA CHARTER ACADEMY	Education Specialist Instruction Credential	Mild/Moderate Disabilities	0	2	0	2

TABLE 5C
Distribution of Intern Credentials, Permits and Waivers by County, School District, Type and by Subject Area
July 1, 2016 to June 30, 2017

Note: Counties with no Intern Credentials, Permits or Waivers are not included in this table.

County	School District	Credential Name	Subject Area	Intern Credentials - Total	Permits - Total	Waivers - Total	Total Interns, Permits and Waivers
Los Angeles	PUC SANTA ROSA CHARTER ACADEMY	School District Total		0	2	0	2
	PUC TRIUMPH ACADEMY	Single Subject Teaching Credential	General Science (Foundational-Level)	0	1	0	1
		School District Total		0	1	0	1
	PUC TRIUMPH CHARTER ACADEMY AND PUC TRIUMPH CHARTER HIGH	Single Subject Teaching Credential	General Science (Foundational-Level)	1	0	0	1
			Mathematics	0	3	0	3
			Mathematics (Foundational-Level)	0	2	0	2
			Science: Biological Sciences	0	2	0	2
			Science: Chemistry	0	1	0	1
			Education Specialist Instruction Credential	Mild/Moderate Disabilities	0	3	0
		School District Total		1	11	0	12
	REDONDO BEACH UNIFIED SCHOOL DISTRICT	Education Specialist Instruction Credential	Mild/Moderate Disabilities	1	0	0	1
		School District Total		1	0	0	1
	RENAISSANCE ARTS ACADEMY	Multiple Subject Teaching Credential	General Subjects	4	0	0	4
		Education Specialist Instruction Credential	Mild/Moderate Disabilities	1	0	0	1
		School District Total		5	0	0	5
	RESOLUTE ACADEMY CHARTER	Single Subject Teaching Credential	Science: Biological Sciences	0	0	1	1
			Social Science	0	1	0	1
		Education Specialist Instruction Credential	Mild/Moderate Disabilities	0	1	0	1

TABLE 5C
Distribution of Intern Credentials, Permits and Waivers by County, School District, Type and by Subject Area
July 1, 2016 to June 30, 2017

Note: Counties with no Intern Credentials, Permits or Waivers are not included in this table.

County	School District	Credential Name	Subject Area	Intern Credentials - Total	Permits - Total	Waivers - Total	Total Interns, Permits and Waivers
Los Angeles	RESOLUTE ACADEMY CHARTER	School District Total		0	2	1	3
	RISE KO HYANG MIDDLE	Single Subject Teaching Credential	English	1	0	0	1
			General Science (Foundational-Level)	0	1	0	1
			Physical Education	0	1	0	1
		School District Total		1	2	0	3
	ROWLAND UNIFIED SCHOOL DISTRICT	Single Subject Teaching Credential	Art	0	3	0	3
			English	0	2	0	2
			Foreign Language: Spanish	0	2	0	2
			Mathematics	0	5	0	5
			Physical Education	0	8	0	8
			Science: Biological Sciences	0	2	0	2
			Social Science	0	2	0	2
		Education Specialist Instruction Credential	Mild/Moderate Disabilities	1	0	0	1
	School District Total		1	24	0	25	
	SAN GABRIEL UNIFIED	Education Specialist Instruction Credential	Mild/Moderate Disabilities	1	0	0	1
		School District Total		1	0	0	1
	SAN MARINO UNIFIED SCHOOL DISTRICT	Education Specialist Instruction Credential	Mild/Moderate Disabilities	1	1	0	2
			Moderate/Severe Disabilities	1	1	0	2

TABLE 5C
Distribution of Intern Credentials, Permits and Waivers by County, School District, Type and by Subject Area
July 1, 2016 to June 30, 2017

Note: Counties with no Intern Credentials, Permits or Waivers are not included in this table.

County	School District	Credential Name	Subject Area	Intern Credentials - Total	Permits - Total	Waivers - Total	Total Interns, Permits and Waivers
Los Angeles	SAN MARINO UNIFIED SCHOOL DISTRICT	School District Total		2	2	0	4
	SANTA MONICA-MALIBU UNIFIED SCHOOL DISTRICT	Multiple Subject Teaching Credential	General Subjects	0	1	0	1
		Single Subject Teaching Credential	English	0	1	0	1
			Foreign Language: French	0	1	0	1
			Science: Physics	1	0	0	1
			Social Science	0	1	0	1
		Education Specialist Instruction Credential	Mild/Moderate Disabilities	0	1	0	1
			Moderate/Severe Disabilities	0	2	0	2
		School District Total		1	7	0	8
	SANTA ROSA CHARTER ACADEMY	Single Subject Teaching Credential	General Science (Foundational-Level)	1	0	0	1
		School District Total		1	0	0	1
	SAUGUS UNION ELEMENTARY SCHOOL DISTRICT	Education Specialist Instruction Credential	Mild/Moderate Disabilities	0	1	0	1
		School District Total		0	1	0	1
	SAUGUS UNION SCHOOL DISTRICT	Education Specialist Instruction Credential	Mild/Moderate Disabilities	0	1	0	1
			Moderate/Severe Disabilities	0	1	0	1
		School District Total		0	2	0	2
	SCHOOL OF ARTS AND ENTERPRISE	Single Subject Teaching Credential	Foreign Language: Spanish	1	0	0	1
			Science: Physics	1	0	0	1

TABLE 5C
Distribution of Intern Credentials, Permits and Waivers by County, School District, Type and by Subject Area
July 1, 2016 to June 30, 2017

Note: Counties with no Intern Credentials, Permits or Waivers are not included in this table.

County	School District	Credential Name	Subject Area	Intern Credentials - Total	Permits - Total	Waivers - Total	Total Interns, Permits and Waivers	
Los Angeles	SCHOOL OF ARTS AND ENTERPRISE	Education Specialist Instruction Credential	Mild/Moderate Disabilities	1	0	0	1	
		School District Total			3	0	0	3
	SMART START	Education Specialist Instruction Credential	Early Childhood Special Education		0	2	0	2
			Mild/Moderate Disabilities		0	2	0	2
			Moderate/Severe Disabilities		0	2	0	2
		School District Total			0	6	0	6
	SOLEDAD ENRICHMENT ACTION CHARTER SCHOOL	Single Subject Teaching Credential	Physical Education		0	1	0	1
		School District Total			0	1	0	1
	SOUTH BAY HIGH SCHOOL	Education Specialist Instruction Credential	Mild/Moderate Disabilities		0	2	0	2
		School District Total			0	2	0	2
	SOUTH WHITTIER ELEMENTARY SCHOOL DISTRICT	Multiple Subject Teaching Credential	General Subjects		0	1	0	1
		Education Specialist Instruction Credential	Mild/Moderate Disabilities		1	0	0	1
		School District Total			1	1	0	2
	SPECTRUM CENTER - DOWNEY	Education Specialist Instruction Credential	Mild/Moderate Disabilities		1	0	0	1
		School District Total			1	0	0	1
	SPECTRUM CENTER - LONG BEACH MIDDLE COUNTRY CLUB	Education Specialist Instruction Credential	Moderate/Severe Disabilities		1	0	0	1
		School District Total			1	0	0	1
SPECTRUM CENTER SCHOOLS - INGLEWOOD	Education Specialist Instruction Credential	Mild/Moderate Disabilities		0	1	0	1	

TABLE 5C
Distribution of Intern Credentials, Permits and Waivers by County, School District, Type and by Subject Area
July 1, 2016 to June 30, 2017

Note: Counties with no Intern Credentials, Permits or Waivers are not included in this table.

County	School District	Credential Name	Subject Area	Intern Credentials - Total	Permits - Total	Waivers - Total	Total Interns, Permits and Waivers
Los Angeles	SPECTRUM CENTER SCHOOLS - INGLEWOOD MIDDLE/HIGH	School District Total		0	1	0	1
	STEM 3 ACADEMY	Education Specialist Instruction Credential	Mild/Moderate Disabilities	0	9	0	9
		School District Total		0	9	0	9
	STONE RIDGE ACADEMY	Education Specialist Instruction Credential	Mild/Moderate Disabilities	0	4	0	4
			Moderate/Severe Disabilities	0	1	0	1
		School District Total		0	5	0	5
	SULPHUR SPRINGS UNION ELEMENTARY SCHOOL DISTRICT	Education Specialist Instruction Credential	Early Childhood Special Education	0	2	0	2
			Mild/Moderate Disabilities	1	1	0	2
		School District Total		1	3	0	4
	SUMMIT PREPARATORY CHARTER	Multiple Subject Teaching Credential	General Subjects	2	0	0	2
		Education Specialist Instruction Credential	Mild/Moderate Disabilities	0	1	0	1
		School District Total		2	1	0	3
	SUMMIT VIEW SCHOOL	Education Specialist Instruction Credential	Mild/Moderate Disabilities	1	2	0	3
			Moderate/Severe Disabilities	0	1	0	1
		School District Total		1	3	0	4
	SUMMIT VIEW WESTSIDE SCHOOL	Education Specialist Instruction Credential	Mild/Moderate Disabilities	0	5	0	5
		School District Total		0	5	0	5
SUNRISE SCHOOL	Education Specialist Instruction Credential	Deaf and Hard-of-Hearing	0	1	0	1	

TABLE 5C
Distribution of Intern Credentials, Permits and Waivers by County, School District, Type and by Subject Area
July 1, 2016 to June 30, 2017

Note: Counties with no Intern Credentials, Permits or Waivers are not included in this table.

County	School District	Credential Name	Subject Area	Intern Credentials - Total	Permits - Total	Waivers - Total	Total Interns, Permits and Waivers
Los Angeles	SUNRISE SCHOOL	Education Specialist Instruction Credential	Mild/Moderate Disabilities	0	1	0	1
			Moderate/Severe Disabilities	0	4	0	4
		School District Total		0	6	0	6
	SWITZER LEARNING CENTER	Education Specialist Instruction Credential	Mild/Moderate Disabilities	1	0	0	1
			Moderate/Severe Disabilities	2	0	0	2
		School District Total		3	0	0	3
	SYNERGY CHARTER ACADEMY	Multiple Subject Teaching Credential	General Subjects	0	1	0	1
			Education Specialist Instruction Credential	1	1	0	2
		School District Total		1	2	0	3
	SYNERGY KINETIC ACADEMY	Multiple Subject Teaching Credential	General Subjects	1	0	0	1
			Single Subject Teaching Credential	1	1	0	2
		School District Total		2	1	0	3
	SYNERGY QUANTUM ACADEMY	Single Subject Teaching Credential	English	1	0	0	1
			Mathematics (Foundational-Level)	1	0	0	1
			Science: Biological Sciences	0	1	0	1
			Social Science	1	0	0	1
		Education Specialist Instruction Credential	Mild/Moderate Disabilities	2	1	0	3
		School District Total		5	2	0	7

TABLE 5C
Distribution of Intern Credentials, Permits and Waivers by County, School District, Type and by Subject Area
July 1, 2016 to June 30, 2017

Note: Counties with no Intern Credentials, Permits or Waivers are not included in this table.

County	School District	Credential Name	Subject Area	Intern Credentials - Total	Permits - Total	Waivers - Total	Total Interns, Permits and Waivers
Los Angeles	TEACH ACADEMY OF TECHNOLOGIES	Multiple Subject Teaching Credential	General Subjects	2	0	0	2
		School District Total		2	0	0	2
	TEMPLE CITY UNIFIED SCHOOL DISTRICT	Education Specialist Instruction Credential	Mild/Moderate Disabilities	1	0	0	1
		School District Total		1	0	0	1
	THG WEST	Education Specialist Instruction Credential	Mild/Moderate Disabilities	0	6	0	6
			Moderate/Severe Disabilities	0	1	0	1
		School District Total		0	7	0	7
	TOBINWORLD*	Education Specialist Instruction Credential	Mild/Moderate Disabilities	1	1	0	2
			Moderate/Severe Disabilities	0	4	0	4
		School District Total		1	5	0	6
	TORRANCE UNIFIED SCHOOL DISTRICT	Single Subject Teaching Credential	Music	1	1	0	2
		Education Specialist Instruction Credential	Moderate/Severe Disabilities	1	2	0	3
		School District Total		2	3	0	5
	TOTAL EDUCATION SOLUTIONS	Single Subject Teaching Credential	Physical Education	0	1	0	1
		School District Total		0	1	0	1
	TRIUMPH ACADEMY	Single Subject Teaching Credential	General Science (Foundational-Level)	0	1	0	1
		School District Total		0	1	0	1
USC EAST COLLEGE PREP	Single Subject Teaching Credential	Foreign Language: Spanish	1	0	0	1	

TABLE 5C
Distribution of Intern Credentials, Permits and Waivers by County, School District, Type and by Subject Area
July 1, 2016 to June 30, 2017

Note: Counties with no Intern Credentials, Permits or Waivers are not included in this table.

County	School District	Credential Name	Subject Area	Intern Credentials - Total	Permits - Total	Waivers - Total	Total Interns, Permits and Waivers
Los Angeles	USC EAST COLLEGE PREP	Single Subject Teaching Credential	Mathematics (Foundational-Level)	0	1	0	1
		School District Total			1	1	0
	USC HYBRID HIGH	Single Subject Teaching Credential	Foreign Language: Spanish	0	1	0	1
			Physical Education	0	1	0	1
		School District Total			0	2	0
	VALOR ACADEMY CHARTER	Single Subject Teaching Credential	English	2	0	0	2
		School District Total			2	0	0
	VIEW PARK PREPARATORY ACCELERATED CHARTER	Multiple Subject Teaching Credential	General Subjects	1	1	0	2
		Single Subject Teaching Credential	Physical Education	1	0	0	1
		School District Total			2	1	0
	VILLA ESPERANZA SERVICES	Education Specialist Instruction Credential	Moderate/Severe Disabilities	1	0	0	1
		School District Total			1	0	0
	VILLAGE GLEN SCHOOL	Education Specialist Instruction Credential	Mild/Moderate Disabilities	2	4	0	6
		School District Total			2	4	0
	VISTA SCHOOL	Education Specialist Instruction Credential	Mild/Moderate Disabilities	0	2	0	2
		School District Total			0	2	0
	WALLIS ANNENBERG HIGH	Single Subject Teaching Credential	English	0	1	0	1
Mathematics			0	0	1	1	

TABLE 5C
Distribution of Intern Credentials, Permits and Waivers by County, School District, Type and by Subject Area
July 1, 2016 to June 30, 2017

Note: Counties with no Intern Credentials, Permits or Waivers are not included in this table.

County	School District	Credential Name	Subject Area	Intern Credentials - Total	Permits - Total	Waivers - Total	Total Interns, Permits and Waivers	
Los Angeles	WALLIS ANNENBERG HIGH	School District Total		0	1	1	2	
		WALNUT VALLEY UNIFIED SCHOOL DISTRICT	Education Specialist Instruction Credential	Mild/Moderate Disabilities	0	1	0	1
	Moderate/Severe Disabilities			0	1	0	1	
	School District Total		0	2	0	2		
	WATTS LEARNING CENTER (CHARTER)	Multiple Subject Teaching Credential	General Subjects		3	0	0	3
			Single Subject Teaching Credential	English	1	0	0	1
		Science: Biological Sciences		2	0	0	2	
		School District Total		6	0	0	6	
	WEST COVINA UNIFIED SCHOOL DISTRICT	Single Subject Teaching Credential	Mathematics (Foundational-Level)		2	0	0	2
			Social Science		1	0	0	1
		Education Specialist Instruction Credential	Mild/Moderate Disabilities		2	0	0	2
			Moderate/Severe Disabilities		1	0	0	1
		School District Total		6	0	0	6	
	WESTSIDE UNION ELEMENTARY SCHOOL DISTRICT	Multiple Subject Teaching Credential	General Subjects		6	0	0	6
			Single Subject Teaching Credential	English	1	0	0	1
		General Science (Foundational-Level)		1	0	0	1	
		Industrial and Technology Education		0	1	0	1	
		Education Specialist Instruction Credential	Mild/Moderate Disabilities		3	0	0	3

TABLE 5C
Distribution of Intern Credentials, Permits and Waivers by County, School District, Type and by Subject Area
July 1, 2016 to June 30, 2017

Note: Counties with no Intern Credentials, Permits or Waivers are not included in this table.

County	School District	Credential Name	Subject Area	Intern Credentials - Total	Permits - Total	Waivers - Total	Total Interns, Permits and Waivers
Los Angeles	WESTSIDE UNION ELEMENTARY SCHOOL DISTRICT	School District Total		11	1	0	12
		Multiple Subject Teaching Credential	General Subjects	1	2	0	3
		Single Subject Teaching Credential	Mathematics (Foundational-Level)	1	0	0	1
		Education Specialist Instruction Credential	Mild/Moderate Disabilities	0	2	0	2
		School District Total		2	4	0	6
	WHITTIER CITY SCHOOL DISTRICT	Multiple Subject Teaching Credential	General Subjects	0	1	0	1
		Single Subject Teaching Credential	Art	0	1	0	1
			English	0	1	0	1
			Mathematics	0	1	0	1
			Mathematics (Foundational-Level)	0	1	0	1
		School District Total		0	5	0	5
	WILLIAM S. HART UNION HIGH SCHOOL DISTRICT	Single Subject Teaching Credential	Art	1	0	0	1
			English	3	1	0	4
			Mathematics (Foundational-Level)	1	2	0	3
			Music	0	1	0	1
			Social Science	1	0	0	1
		Education Specialist Instruction Credential	Mild/Moderate Disabilities	2	4	0	6
			Moderate/Severe Disabilities	0	2	0	2

TABLE 5C
Distribution of Intern Credentials, Permits and Waivers by County, School District, Type and by Subject Area
July 1, 2016 to June 30, 2017

Note: Counties with no Intern Credentials, Permits or Waivers are not included in this table.

County	School District	Credential Name	Subject Area	Intern Credentials - Total	Permits - Total	Waivers - Total	Total Interns, Permits and Waivers
Los Angeles	WILLIAM S. HART UNION HIGH SCHOOL DISTRICT	School District Total		8	10	0	18
	WILSONA SCHOOL DISTRICT	Multiple Subject Teaching Credential	General Subjects	1	2	0	3
		Education Specialist Instruction Credential	Mild/Moderate Disabilities	0	1	0	1
		School District Total		1	3	0	4
	YOUNG LEARNERS PRESCHOOL & EARLY INTERVENTION	Education Specialist Instruction Credential	Early Childhood Special Education	0	1	0	1
			Moderate/Severe Disabilities	0	1	0	1
		School District Total		0	2	0	2
	YPI VALLEY PUBLIC CHARTER HIGH	Single Subject Teaching Credential	Science: Chemistry	0	1	0	1
		School District Total		0	1	0	1
	Total				1,037	1,372	34
Madera	ALVIEW-DAIRYLAND UNION ELEMENTARY	Multiple Subject Teaching Credential	General Subjects	0	1	0	1
		School District Total		0	1	0	1
	BASS LAKE JOINT UNION ELEMENTARY SCHOOL DISTRICT	Education Specialist Instruction Credential	Mild/Moderate Disabilities	1	0	0	1
		School District Total		1	0	0	1
	CHAWANAKEE UNIFIED	Multiple Subject Teaching Credential	General Subjects	1	0	0	1
		Single Subject Teaching Credential	Foreign Language: Spanish	1	0	0	1
			Mathematics	0	1	0	1
Education Specialist Instruction Credential		Mild/Moderate Disabilities	2	0	0	2	

TABLE 5C
Distribution of Intern Credentials, Permits and Waivers by County, School District, Type and by Subject Area
July 1, 2016 to June 30, 2017

Note: Counties with no Intern Credentials, Permits or Waivers are not included in this table.

County	School District	Credential Name	Subject Area	Intern Credentials - Total	Permits - Total	Waivers - Total	Total Interns, Permits and Waivers
Madera	CHAWANAKEY UNIFIED	School District Total		4	1	0	5
		CHOWCHILLA ELEMENTARY SCHOOL DISTRICT	Multiple Subject Teaching Credential	General Subjects	2	2	0
	CHOWCHILLA ELEMENTARY SCHOOL DISTRICT	Single Subject Teaching Credential	English	1	0	0	1
			General Science (Foundational-Level)	0	0	1	1
		School District Total		3	2	1	6
	CHOWCHILLA UNION HIGH SCHOOL DISTRICT	Single Subject Teaching Credential	English	1	1	0	2
			Music	0	1	0	1
		School District Total		1	2	0	3
	EZEQUIEL TAFOYA ALVARADO ACADEMY	Multiple Subject Teaching Credential	General Subjects	1	0	0	1
		School District Total		1	0	0	1
	GOLDEN VALLEY UNIFIED SCHOOL DISTRICT	Multiple Subject Teaching Credential	General Subjects	1	1	0	2
		Education Specialist Instruction Credential	Mild/Moderate Disabilities	0	1	0	1
		School District Total		1	2	0	3
	MADERA COUNTY OFFICE OF EDUCATION	Multiple Subject Teaching Credential	General Subjects	0	1	0	1
		Education Specialist Instruction Credential	Deaf and Hard-of-Hearing	0	2	0	2
			Early Childhood Special Education	0	2	1	3
			Mild/Moderate Disabilities	0	3	0	3
			Moderate/Severe Disabilities	0	7	0	7

TABLE 5C
Distribution of Intern Credentials, Permits and Waivers by County, School District, Type and by Subject Area
July 1, 2016 to June 30, 2017

Note: Counties with no Intern Credentials, Permits or Waivers are not included in this table.

County	School District	Credential Name	Subject Area	Intern Credentials - Total	Permits - Total	Waivers - Total	Total Interns, Permits and Waivers
Madera	MADERA COUNTY OFFICE OF EDUCATION	Education Specialist Instruction Credential	Visual Impairments	1	0	0	1
		School District Total			1	15	1
	MADERA UNIFIED SCHOOL DISTRICT	Multiple Subject Teaching Credential	General Subjects	12	22	0	34
		Single Subject Teaching Credential	English	1	0	0	1
			Foreign Language: Spanish	1	2	0	3
			Mathematics	0	5	0	5
			Mathematics (Foundational-Level)	0	1	0	1
			Music	1	3	0	4
			Physical Education	2	1	0	3
			Science: Biological Sciences	4	0	0	4
			Science: Geosciences	0	1	0	1
			Social Science	2	1	0	3
		Education Specialist Instruction Credential	Early Childhood Special Education	2	1	0	3
	Mild/Moderate Disabilities		10	17	0	27	
	School District Total			35	54	0	89
	RAYMOND-KNOWLES UNION ELEMENTARY	Multiple Subject Teaching Credential	General Subjects	0	1	0	1
		Education Specialist Instruction Credential	Mild/Moderate Disabilities	0	2	0	2
		School District Total			0	3	0

TABLE 5C
Distribution of Intern Credentials, Permits and Waivers by County, School District, Type and by Subject Area
July 1, 2016 to June 30, 2017

Note: Counties with no Intern Credentials, Permits or Waivers are not included in this table.

County	School District	Credential Name	Subject Area	Intern Credentials - Total	Permits - Total	Waivers - Total	Total Interns, Permits and Waivers	
Madera	SHERMAN THOMAS CHARTER SCHOOL	Multiple Subject Teaching Credential	General Subjects	0	1	0	1	
		Single Subject Teaching Credential	Mathematics (Foundational-Level)	1	0	0	1	
		School District Total		1	1	0	2	
	YOSEMITE UNIFIED SCHOOL DISTRICT	Multiple Subject Teaching Credential	General Subjects	0	1	0	1	
		School District Total		0	1	0	1	
	Total				48	82	2	132
	Marin	ANOVA CENTER FOR EDUCATION	Education Specialist Instruction Credential	Moderate/Severe Disabilities	0	3	0	3
School District Total			0	3	0	3		
DIXIE ELEMENTARY SCHOOL DISTRICT		Multiple Subject Teaching Credential	General Subjects	0	1	0	1	
		Single Subject Teaching Credential	English	0	1	0	1	
		School District Total		0	2	0	2	
IRENE M HUNT SCHOOL OF MARIN		Education Specialist Instruction Credential	Mild/Moderate Disabilities	0	2	0	2	
		School District Total		0	2	0	2	
LARKSPUR ELEMENTARY		Single Subject Teaching Credential	Mathematics (Foundational-Level)	0	1	0	1	
			Social Science	0	1	0	1	
		School District Total		0	2	0	2	
MARIN COUNTY OFFICE OF EDUCATION		Education Specialist Instruction Credential	Moderate/Severe Disabilities	0	1	0	1	
		School District Total		0	1	0	1	

TABLE 5C
Distribution of Intern Credentials, Permits and Waivers by County, School District, Type and by Subject Area
July 1, 2016 to June 30, 2017

Note: Counties with no Intern Credentials, Permits or Waivers are not included in this table.

County	School District	Credential Name	Subject Area	Intern Credentials - Total	Permits - Total	Waivers - Total	Total Interns, Permits and Waivers
Marin	MILL VALLEY ELEMENTARY SCHOOL DISTRICT	Single Subject Teaching Credential	Physical Education	0	3	0	3
			Science: Geosciences	0	1	0	1
		School District Total			0	4	0
	NOVATO UNIFIED SCHOOL DISTRICT	Multiple Subject Teaching Credential	General Subjects	0	2	0	2
			Single Subject Teaching Credential	English	1	0	0
		Single Subject Teaching Credential	Foreign Language: Spanish	1	0	0	1
			Mathematics (Foundational-Level)	0	1	0	1
			Music	1	0	0	1
			Science: Chemistry	1	0	0	1
			Science: Physics	1	1	0	2
			Social Science	1	0	0	1
			Education Specialist Instruction Credential	Mild/Moderate Disabilities	1	1	0
	School District Total			7	5	0	12
	OAK HILL SCHOOL	Education Specialist Instruction Credential	Mild/Moderate Disabilities	1	0	0	1
			Moderate/Severe Disabilities	0	1	0	1
		School District Total			1	1	0
	REED UNION ELEMENTARY	Single Subject Teaching Credential	Foreign Language: Spanish	0	1	0	1
			Music	1	0	0	1

TABLE 5C
Distribution of Intern Credentials, Permits and Waivers by County, School District, Type and by Subject Area
July 1, 2016 to June 30, 2017

Note: Counties with no Intern Credentials, Permits or Waivers are not included in this table.

County	School District	Credential Name	Subject Area	Intern Credentials - Total	Permits - Total	Waivers - Total	Total Interns, Permits and Waivers
Marin	REED UNION ELEMENTARY	School District Total		1	1	0	2
	ROSS VALLEY SCHOOL DISTRICT	Single Subject Teaching Credential	Mathematics	0	2	0	2
			Physical Education	0	1	0	1
		Education Specialist Instruction Credential	Mild/Moderate Disabilities	1	0	0	1
		School District Total		1	3	0	4
	SAN RAFAEL CITY ELEMENTARY SCHOOL DISTRICT	Multiple Subject Teaching Credential	General Subjects	0	2	0	2
		Single Subject Teaching Credential	English	1	0	0	1
			Mathematics	0	1	0	1
		Education Specialist Instruction Credential	Mild/Moderate Disabilities	2	0	0	2
	School District Total		3	3	0	6	
	SAN RAFAEL CITY HIGH SCHOOL DISTRICT	Single Subject Teaching Credential	Foreign Language: Spanish	0	1	0	1
			Mathematics	2	0	0	2
			Physical Education	0	1	0	1
		School District Total		2	2	0	4
	SHORELINE UNIFIED	Multiple Subject Teaching Credential	General Subjects	0	1	0	1
		Single Subject Teaching Credential	Music	0	1	0	1
		School District Total		0	2	0	2
	STAR ACADEMY	Education Specialist Instruction Credential	Mild/Moderate Disabilities	0	1	0	1

TABLE 5C
Distribution of Intern Credentials, Permits and Waivers by County, School District, Type and by Subject Area
July 1, 2016 to June 30, 2017

Note: Counties with no Intern Credentials, Permits or Waivers are not included in this table.

County	School District	Credential Name	Subject Area	Intern Credentials - Total	Permits - Total	Waivers - Total	Total Interns, Permits and Waivers	
Marin	STAR ACADEMY	School District Total		0	1	0	1	
		Single Subject Teaching Credential	English	1	0	0	1	
	TAMALPAIS UNION HIGH SCHOOL DISTRICT	School District Total		1	0	0	1	
		Single Subject Teaching Credential	Mathematics	1	0	0	1	
	WILLOW CREEK ACADEMY	School District Total		1	0	0	1	
		Total		17	32	0	49	
	Mariposa	MARIPOSA COUNTY OFFICE OF EDUCATION	Education Specialist Instruction Credential	Moderate/Severe Disabilities	0	1	0	1
School District Total			0	1	0	1		
MARIPOSA COUNTY UNIFIED SCHOOL DISTRICT		Multiple Subject Teaching Credential	General Subjects	2	2	0	4	
		Single Subject Teaching Credential	English	0	1	0	1	
		School District Total		2	3	0	5	
SIERRA FOOTHILL CHARTER		Multiple Subject Teaching Credential	General Subjects	0	1	0	1	
		School District Total		0	1	0	1	
Total		2	5	0	7			
Mendocino		ACCELERATED ACHIEVEMENT ACADEMY	Multiple Subject Teaching Credential	General Subjects	0	2	0	2
			School District Total		0	2	0	2
	ANDERSON VALLEY UNIFIED	Multiple Subject Teaching Credential	General Subjects	0	2	0	2	
		Single Subject Teaching Credential	Foreign Language: Spanish	0	1	0	1	

TABLE 5C
Distribution of Intern Credentials, Permits and Waivers by County, School District, Type and by Subject Area
July 1, 2016 to June 30, 2017

Note: Counties with no Intern Credentials, Permits or Waivers are not included in this table.

County	School District	Credential Name	Subject Area	Intern Credentials - Total	Permits - Total	Waivers - Total	Total Interns, Permits and Waivers
Mendocino	ANDERSON VALLEY UNIFIED	Education Specialist Instruction Credential	Moderate/Severe Disabilities	0	1	0	1
		School District Total			0	4	0
	ARENA UNION ELEMENTARY SCHOOL DISTRICT	Multiple Subject Teaching Credential	General Subjects	0	0	1	1
		School District Total			0	0	1
	FORT BRAGG UNIFIED SCHOOL DISTRICT	Multiple Subject Teaching Credential	General Subjects	1	1	0	2
		Single Subject Teaching Credential	Foreign Language: Spanish	0	2	0	2
			General Science (Foundational-Level)	0	1	0	1
			Home Economics	0	1	0	1
			Industrial and Technology Education	0	1	0	1
			Mathematics	0	1	0	1
			Music	0	1	0	1
		Education Specialist Instruction Credential	Mild/Moderate Disabilities	0	4	0	4
			Moderate/Severe Disabilities	0	2	0	2
		School District Total			1	14	0
	LAYTONVILLE UNIFIED SCHOOL DISTRICT	Multiple Subject Teaching Credential	General Subjects	0	1	0	1
		Single Subject Teaching Credential	Foreign Language: Spanish	0	1	0	1
			Mathematics	0	1	0	1
			Physical Education	0	1	0	1

TABLE 5C
Distribution of Intern Credentials, Permits and Waivers by County, School District, Type and by Subject Area
July 1, 2016 to June 30, 2017

Note: Counties with no Intern Credentials, Permits or Waivers are not included in this table.

County	School District	Credential Name	Subject Area	Intern Credentials - Total	Permits - Total	Waivers - Total	Total Interns, Permits and Waivers
Mendocino	LAYTONVILLE UNIFIED SCHOOL DISTRICT	School District Total		0	4	0	4
	LEGGETT VALLEY UNIFIED	Multiple Subject Teaching Credential	General Subjects	1	0	0	1
		Single Subject Teaching Credential	Foreign Language: Italian	0	1	0	1
		School District Total		1	1	0	2
	MENDOCINO COUNTY OFFICE OF EDUCATION	Multiple Subject Teaching Credential	General Subjects	1	0	0	1
		Education Specialist Instruction Credential	Mild/Moderate Disabilities	0	1	0	1
			Physical and Health Impairments	1	1	0	2
		School District Total		2	2	0	4
	PACIFIC COMMUNITY CHARTER SCHOOL	Multiple Subject Teaching Credential	General Subjects	0	1	0	1
		Single Subject Teaching Credential	Art	0	1	0	1
		School District Total		0	2	0	2
	POINT ARENA JOINT UNION HIGH SCHOOL DISTRICT	Single Subject Teaching Credential	Art	0	0	1	1
			English	0	1	0	1
			Music	0	1	0	1
			Science: Biological Sciences	0	0	1	1
			Science: Chemistry	0	0	1	1
		School District Total		0	2	3	5
	POTTER VALLEY COMMUNITY UNIFIED	Multiple Subject Teaching Credential	General Subjects	1	2	0	3

TABLE 5C
Distribution of Intern Credentials, Permits and Waivers by County, School District, Type and by Subject Area
July 1, 2016 to June 30, 2017

Note: Counties with no Intern Credentials, Permits or Waivers are not included in this table.

County	School District	Credential Name	Subject Area	Intern Credentials - Total	Permits - Total	Waivers - Total	Total Interns, Permits and Waivers
Mendocino	POTTER VALLEY COMMUNITY UNIFIED	Single Subject Teaching Credential	Mathematics	0	1	0	1
		School District Total			1	3	0
	RIVER OAK PUBLIC CHARTER SCHOOL	Multiple Subject Teaching Credential	General Subjects	0	1	0	1
		School District Total			0	1	0
	ROUND VALLEY UNIFIED SCHOOL DISTRICT	Multiple Subject Teaching Credential	General Subjects	0	4	1	5
		Single Subject Teaching Credential	Agriculture	0	1	0	1
			Mathematics	0	0	1	1
		Education Specialist Instruction Credential	Moderate/Severe Disabilities	1	0	0	1
		School District Total			1	5	2
	UKIAH UNIFIED SCHOOL DISTRICT	Multiple Subject Teaching Credential	General Subjects	2	9	1	12
		Single Subject Teaching Credential	English	1	0	1	2
			Mathematics	0	0	1	1
			Physical Education	0	1	0	1
			Science: Biological Sciences	0	1	0	1
		Education Specialist Instruction Credential	Mild/Moderate Disabilities	2	2	0	4
			Moderate/Severe Disabilities	1	7	0	8
		School District Total			6	20	3
	WILLITS UNIFIED SCHOOL DISTRICT	Single Subject Teaching Credential	English	0	1	0	1

TABLE 5C
Distribution of Intern Credentials, Permits and Waivers by County, School District, Type and by Subject Area
July 1, 2016 to June 30, 2017

Note: Counties with no Intern Credentials, Permits or Waivers are not included in this table.

County	School District	Credential Name	Subject Area	Intern Credentials - Total	Permits - Total	Waivers - Total	Total Interns, Permits and Waivers
Mendocino	WILLITS UNIFIED SCHOOL DISTRICT	Single Subject Teaching Credential	Science: Physics	0	1	0	1
		Education Specialist Instruction Credential	Moderate/Severe Disabilities	0	1	0	1
		School District Total		0	3	0	3
	Total		12	63	9	84	
Merced	ATWATER ELEMENTARY SCHOOL DISTRICT	Multiple Subject Teaching Credential	General Subjects	0	12	0	12
		Single Subject Teaching Credential	English	0	1	0	1
			Physical Education	0	1	0	1
		School District Total		0	14	0	14
	BALLICO-CRESSEY ELEMENTARY SCHOOL DISTRICT	Multiple Subject Teaching Credential	General Subjects	2	2	0	4
		School District Total		2	2	0	4
	DELHI UNIFIED SCHOOL DISTRICT	Single Subject Teaching Credential	English	0	1	0	1
			Music	0	1	0	1
			Physical Education	0	1	0	1
			Science: Biological Sciences	0	1	0	1
			Science: Chemistry	0	1	0	1
			Science: Geosciences	0	1	0	1
			Social Science	1	0	0	1
		Education Specialist Instruction Credential	Mild/Moderate Disabilities	2	0	0	2

TABLE 5C
Distribution of Intern Credentials, Permits and Waivers by County, School District, Type and by Subject Area
July 1, 2016 to June 30, 2017

Note: Counties with no Intern Credentials, Permits or Waivers are not included in this table.

County	School District	Credential Name	Subject Area	Intern Credentials - Total	Permits - Total	Waivers - Total	Total Interns, Permits and Waivers
Merced	DELHI UNIFIED SCHOOL DISTRICT	School District Total		3	6	0	9
	DOS PALOS ORO LOMA JOINT UNIFIED SCHOOL DISTRICT	Multiple Subject Teaching Credential	General Subjects	0	2	0	2
		School District Total		0	2	0	2
	DOS PALOS ORO-LOMA JOINT UNIFIED SCHOOL DISTRICT	Multiple Subject Teaching Credential	General Subjects	1	4	0	5
		Single Subject Teaching Credential	Art	1	0	0	1
			English	0	1	0	1
			Industrial and Technology Education	0	1	0	1
			Mathematics	0	1	0	1
		Education Specialist Instruction Credential	Mild/Moderate Disabilities	1	2	0	3
	School District Total		3	9	0	12	
	EL NIDO ELEMENTARY SCHOOL DISTRICT	Multiple Subject Teaching Credential	General Subjects	0	1	0	1
		School District Total		0	1	0	1
	GREEN VALLEY CHARTER	Multiple Subject Teaching Credential	General Subjects	2	2	0	4
		School District Total		2	2	0	4
	GUSTINE UNIFIED SCHOOL DISTRICT	Multiple Subject Teaching Credential	General Subjects	2	8	0	10
		Single Subject Teaching Credential	Health Science	0	1	0	1
			Mathematics	0	3	0	3
		Education Specialist Instruction Credential	Mild/Moderate Disabilities	0	1	0	1

TABLE 5C
Distribution of Intern Credentials, Permits and Waivers by County, School District, Type and by Subject Area
July 1, 2016 to June 30, 2017

Note: Counties with no Intern Credentials, Permits or Waivers are not included in this table.

County	School District	Credential Name	Subject Area	Intern Credentials - Total	Permits - Total	Waivers - Total	Total Interns, Permits and Waivers
Merced	GUSTINE UNIFIED SCHOOL DISTRICT	School District Total		2	13	0	15
	HILMAR UNIFIED SCHOOL DISTRICT	Multiple Subject Teaching Credential	General Subjects	0	1	0	1
		Single Subject Teaching Credential	Foreign Language: Spanish	0	1	0	1
			Mathematics	0	1	0	1
		School District Total			0	3	0
	LOS BANOS UNIFIED SCHOOL DISTRICT	Multiple Subject Teaching Credential	General Subjects	6	13	0	19
		Single Subject Teaching Credential	Art	0	2	0	2
			English	2	5	0	7
			Foreign Language: Spanish	1	0	0	1
			General Science (Foundational-Level)	1	2	0	3
			Mathematics	1	7	0	8
			Mathematics (Foundational-Level)	0	1	0	1
			Science: Biological Sciences	0	5	0	5
			Science: Chemistry	0	2	0	2
			Science: Physics	0	1	0	1
			Social Science	1	0	0	1
		Education Specialist Instruction Credential	Mild/Moderate Disabilities	3	5	0	8
School District Total			15	43	0	58	

TABLE 5C
Distribution of Intern Credentials, Permits and Waivers by County, School District, Type and by Subject Area
July 1, 2016 to June 30, 2017

Note: Counties with no Intern Credentials, Permits or Waivers are not included in this table.

County	School District	Credential Name	Subject Area	Intern Credentials - Total	Permits - Total	Waivers - Total	Total Interns, Permits and Waivers
Merced	MCSWAIN UNION ELEMENTARY SCHOOL DISTRICT	Multiple Subject Teaching Credential	General Subjects	1	1	0	2
		Single Subject Teaching Credential	Mathematics	0	1	0	1
		School District Total			1	2	0
	MERCED CITY ELEMENTARY SCHOOL DISTRICT	Multiple Subject Teaching Credential	General Subjects	1	22	0	23
		Single Subject Teaching Credential	English	0	1	0	1
			General Science (Foundational-Level)	0	2	0	2
			Mathematics	0	1	0	1
			Mathematics (Foundational-Level)	1	1	0	2
		Education Specialist Instruction Credential	Mild/Moderate Disabilities	1	1	0	2
	School District Total			3	28	0	31
	MERCED COUNTY OFFICE OF EDUCATION	Single Subject Teaching Credential	General Science (Foundational-Level)	0	1	0	1
		Education Specialist Instruction Credential	Deaf and Hard-of-Hearing	0	2	0	2
			Early Childhood Special Education	4	3	0	7
			Mild/Moderate Disabilities	1	3	0	4
			Moderate/Severe Disabilities	3	6	0	9
	School District Total			8	15	0	23
	MERCED RIVER UNION ELEMENTARY SCHOOL DISTRICT	Multiple Subject Teaching Credential	General Subjects	0	1	0	1
School District Total			0	1	0	1	

TABLE 5C
Distribution of Intern Credentials, Permits and Waivers by County, School District, Type and by Subject Area
July 1, 2016 to June 30, 2017

Note: Counties with no Intern Credentials, Permits or Waivers are not included in this table.

County	School District	Credential Name	Subject Area	Intern Credentials - Total	Permits - Total	Waivers - Total	Total Interns, Permits and Waivers	
Merced	MERCED UNION HIGH SCHOOL DISTRICT	Single Subject Teaching Credential	Art	1	1	0	2	
			English	1	4	0	5	
			Health Science	0	1	0	1	
			Home Economics	0	3	0	3	
			Mathematics	1	3	0	4	
			Music	0	1	0	1	
			Physical Education	1	0	0	1	
			Science: Biological Sciences	1	1	0	2	
			Science: Chemistry	0	2	0	2	
			Science: Geosciences	0	1	0	1	
			Social Science	2	0	0	2	
			Education Specialist Instruction Credential	Mild/Moderate Disabilities	1	14	0	15
		Moderate/Severe Disabilities	0	1	0	1		
	School District Total				8	32	0	40
	PLANADA ELEMENTARY SCHOOL DISTRICT	SCHOOL DISTRICT	Multiple Subject Teaching Credential	General Subjects	1	2	0	3
			Single Subject Teaching Credential	Social Science	0	1	0	1
			School District Total				1	3
	WEAVER UNION SCHOOL DISTRICT		Multiple Subject Teaching Credential	General Subjects	1	1	0	2

TABLE 5C
Distribution of Intern Credentials, Permits and Waivers by County, School District, Type and by Subject Area
July 1, 2016 to June 30, 2017

Note: Counties with no Intern Credentials, Permits or Waivers are not included in this table.

County	School District	Credential Name	Subject Area	Intern Credentials - Total	Permits - Total	Waivers - Total	Total Interns, Permits and Waivers	
Merced	WEAVER UNION SCHOOL DISTRICT	Single Subject Teaching Credential	Art	0	2	0	2	
		Education Specialist Instruction Credential	Mild/Moderate Disabilities	1	2	0	3	
		School District Total		2	5	0	7	
	WINTON ELEMENTARY SCHOOL DISTRICT	Multiple Subject Teaching Credential	General Subjects	0	7	0	7	
		School District Total		0	7	0	7	
	Total				50	188	0	238
	Modoc	MODOC COUNTY OFFICE OF EDUCATION	Education Specialist Instruction Credential	Mild/Moderate Disabilities	0	2	0	2
Moderate/Severe Disabilities				3	1	0	4	
School District Total			3	3	0	6		
MODOC JOINT UNIFIED SCHOOL DISTRICT		Multiple Subject Teaching Credential	General Subjects	1	1	0	2	
		School District Total		1	1	0	2	
SURPRISE VALLEY JOINT UNIFIED SCHOOL DISTRICT		Multiple Subject Teaching Credential	General Subjects	0	1	0	1	
		Single Subject Teaching Credential	Business	0	1	0	1	
		School District Total		0	2	0	2	
TULELAKE BASIN JOINT UNIFIED		Multiple Subject Teaching Credential	General Subjects	0	1	0	1	
		School District Total		0	1	0	1	
Total				4	7	0	11	
Mono		EASTERN SIERRA UNIFIED	Single Subject Teaching Credential	Physical Education	1	0	0	1

TABLE 5C
Distribution of Intern Credentials, Permits and Waivers by County, School District, Type and by Subject Area
July 1, 2016 to June 30, 2017

Note: Counties with no Intern Credentials, Permits or Waivers are not included in this table.

County	School District	Credential Name	Subject Area	Intern Credentials - Total	Permits - Total	Waivers - Total	Total Interns, Permits and Waivers
Mono	EASTERN SIERRA UNIFIED	Single Subject Teaching Credential	Science: Geosciences	1	0	0	1
		School District Total			2	0	0
	MAMMOTH UNIFIED	Single Subject Teaching Credential	Social Science	0	1	0	1
		School District Total			0	1	0
	Total				2	1	0
Monterey	ALISAL UNION ELEMENTARY SCHOOL DISTRICT	Multiple Subject Teaching Credential	General Subjects	6	40	2	48
		Education Specialist Instruction Credential	Mild/Moderate Disabilities	1	2	1	4
			Moderate/Severe Disabilities	0	0	1	1
		School District Total			7	42	4
	CARMEL UNIFIED SCHOOL DISTRICT	Multiple Subject Teaching Credential	General Subjects	0	1	0	1
		Education Specialist Instruction Credential	Mild/Moderate Disabilities	0	1	0	1
		School District Total			0	2	0
	CHUALAR UNION ELEMENTARY	Multiple Subject Teaching Credential	General Subjects	0	1	0	1
		Education Specialist Instruction Credential	Mild/Moderate Disabilities	0	1	0	1
		School District Total			0	2	0
	GONZALES UNIFIED SCHOOL DISTRICT	Multiple Subject Teaching Credential	General Subjects	1	1	0	2
		Single Subject Teaching Credential	Art	1	0	0	1
			English	0	2	0	2

TABLE 5C
Distribution of Intern Credentials, Permits and Waivers by County, School District, Type and by Subject Area
July 1, 2016 to June 30, 2017

Note: Counties with no Intern Credentials, Permits or Waivers are not included in this table.

County	School District	Credential Name	Subject Area	Intern Credentials - Total	Permits - Total	Waivers - Total	Total Interns, Permits and Waivers		
Monterey	GONZALES UNIFIED SCHOOL DISTRICT	Single Subject Teaching Credential	Mathematics (Foundational-Level)	0	1	0	1		
			Physical Education	0	1	1	2		
			Science: Geosciences	0	1	0	1		
		Education Specialist Instruction Credential	Mild/Moderate Disabilities	1	0	0	1		
		School District Total			3	6	1	10	
	GREENFIELD UNION ELEMENTARY	Multiple Subject Teaching Credential	General Subjects		5	21	0	26	
				Single Subject Teaching Credential	English	2	0	0	2
					Mathematics	0	1	0	1
					Music	0	1	0	1
					Physical Education	1	2	0	3
					Science: Biological Sciences	0	1	0	1
		Education Specialist Instruction Credential	Mild/Moderate Disabilities	1	2	0	3		
			Moderate/Severe Disabilities	0	4	0	4		
			School District Total			9	32	0	41
	KING CITY UNION ELEMENTARY SCHOOL DISTRICT	Multiple Subject Teaching Credential	General Subjects		0	4	0	4	
				Single Subject Teaching Credential	General Science (Foundational-Level)	0	1	0	1
					Physical Education	1	1	0	2
		School District Total			1	6	0	7	

TABLE 5C
Distribution of Intern Credentials, Permits and Waivers by County, School District, Type and by Subject Area
July 1, 2016 to June 30, 2017

Note: Counties with no Intern Credentials, Permits or Waivers are not included in this table.

County	School District	Credential Name	Subject Area	Intern Credentials - Total	Permits - Total	Waivers - Total	Total Interns, Permits and Waivers	
Monterey	MONTEREY BAY CHARTER SCHOOL	Multiple Subject Teaching Credential	General Subjects	1	1	0	2	
		Education Specialist Instruction Credential	Mild/Moderate Disabilities	1	0	0	1	
		School District Total			2	1	0	3
	MONTEREY COUNTY OFFICE OF EDUCATION	Education Specialist Instruction Credential	Deaf and Hard-of-Hearing	1	0	0	1	
			Moderate/Severe Disabilities	1	1	0	2	
		School District Total			2	1	0	3
	MONTEREY PENINSULA UNIFIED SCHOOL DISTRICT	Multiple Subject Teaching Credential	General Subjects	2	0	1	3	
			Single Subject Teaching Credential	English	0	2	0	2
				Foreign Language: American Sign Language	0	1	0	1
				Mathematics	1	2	0	3
				Physical Education	1	2	0	3
				Science: Biological Sciences	1	0	0	1
				Science: Physics	0	1	0	1
				Social Science	0	1	0	1
		Education Specialist Instruction Credential	Mild/Moderate Disabilities	4	0	0	4	
			Moderate/Severe Disabilities	3	0	0	3	
			School District Total			12	9	1
NORTH MONTEREY COUNTY UNIFIED	Multiple Subject Teaching Credential	General Subjects	1	5	0	6		

TABLE 5C
Distribution of Intern Credentials, Permits and Waivers by County, School District, Type and by Subject Area
July 1, 2016 to June 30, 2017

Note: Counties with no Intern Credentials, Permits or Waivers are not included in this table.

County	School District	Credential Name	Subject Area	Intern Credentials - Total	Permits - Total	Waivers - Total	Total Interns, Permits and Waivers	
Monterey	NORTH MONTEREY COUNTY UNIFIED SCHOOL DISTRICT	Single Subject Teaching Credential	English	0	1	0	1	
			Foreign Language: Spanish	1	0	0	1	
			General Science (Foundational-Level)	1	1	0	2	
			Health Science	0	1	0	1	
		Education Specialist Instruction Credential	Mild/Moderate Disabilities	0	2	0	2	
			Moderate/Severe Disabilities	0	2	0	2	
		School District Total			3	12	0	15
	OASIS CHARTER PUBLIC SCHOOL	Multiple Subject Teaching Credential	General Subjects	0	1	0	1	
		School District Total			0	1	0	1
	SALINAS CITY ELEMENTARY	Multiple Subject Teaching Credential	General Subjects	7	31	0	38	
			Education Specialist Instruction Credential	Early Childhood Special Education	0	2	0	2
				Mild/Moderate Disabilities	1	5	0	6
				Moderate/Severe Disabilities	1	1	0	2
		School District Total			9	39	0	48
	SALINAS UNION HIGH SCHOOL DISTRICT	Single Subject Teaching Credential	Art	0	1	0	1	
English			5	7	0	12		
Foreign Language: Spanish			1	1	0	2		
General Science (Foundational-Level)			2	0	0	2		

TABLE 5C
Distribution of Intern Credentials, Permits and Waivers by County, School District, Type and by Subject Area
July 1, 2016 to June 30, 2017

Note: Counties with no Intern Credentials, Permits or Waivers are not included in this table.

County	School District	Credential Name	Subject Area	Intern Credentials - Total	Permits - Total	Waivers - Total	Total Interns, Permits and Waivers
Monterey	SALINAS UNION HIGH SCHOOL DISTRICT	Single Subject Teaching Credential	Health Science	0	2	0	2
			Mathematics	1	6	0	7
			Mathematics (Foundational-Level)	1	0	0	1
			Music	1	1	0	2
			Physical Education	2	1	0	3
			Science: Biological Sciences	0	1	0	1
			Science: Geosciences	1	0	0	1
			Social Science	1	3	0	4
			School District Total	18	33	0	51
	SAN ARDO UNION ELEMENTARY SCHOOL DISTRICT	Multiple Subject Teaching Credential	General Subjects	0	1	0	1
		School District Total	0	1	0	1	
	SANTA RITA UNION ELEMENTARY SCHOOL DISTRICT	Multiple Subject Teaching Credential	General Subjects	6	1	0	7
		Education Specialist Instruction Credential	Mild/Moderate Disabilities	2	0	0	2
		School District Total	8	1	0	9	
	SOLEDAD UNIFIED SCHOOL DISTRICT	Multiple Subject Teaching Credential	General Subjects	4	10	0	14
		Single Subject Teaching Credential	Art	1	0	0	1

TABLE 5C
Distribution of Intern Credentials, Permits and Waivers by County, School District, Type and by Subject Area
July 1, 2016 to June 30, 2017

Note: Counties with no Intern Credentials, Permits or Waivers are not included in this table.

County	School District	Credential Name	Subject Area	Intern Credentials - Total	Permits - Total	Waivers - Total	Total Interns, Permits and Waivers	
Monterey	SOLEDAD UNIFIED SCHOOL DISTRICT	Single Subject Teaching Credential	English	0	2	1	3	
			Foreign Language: Spanish	1	1	0	2	
			General Science (Foundational-Level)	0	2	0	2	
			Mathematics	0	1	1	2	
			Science: Biological Sciences	0	1	0	1	
			Science: Physics	0	1	0	1	
			Social Science	1	0	0	1	
		Education Specialist Instruction Credential	Mild/Moderate Disabilities	0	3	0	3	
		Moderate/Severe Disabilities	1	0	0	1		
	School District Total				8	21	2	31
	SOUTH MONTEREY COUNTY JOINT UNION HIGH	Multiple Subject Teaching Credential	General Subjects	0	1	0	1	
		Single Subject Teaching Credential	Art	1	0	0	1	
			English	0	2	0	2	
			Science: Physics	0	1	0	1	
		Education Specialist Instruction Credential	Mild/Moderate Disabilities	0	1	0	1	
Moderate/Severe Disabilities			1	0	0	1		
School District Total				2	5	0	7	
SPRECKELS UNION	Single Subject Teaching Credential	Health Science	0	1	0	1		

TABLE 5C
Distribution of Intern Credentials, Permits and Waivers by County, School District, Type and by Subject Area
July 1, 2016 to June 30, 2017

Note: Counties with no Intern Credentials, Permits or Waivers are not included in this table.

County	School District	Credential Name	Subject Area	Intern Credentials - Total	Permits - Total	Waivers - Total	Total Interns, Permits and Waivers
Monterey	SPRECKELS UNION	Single Subject Teaching Credential	Physical Education	0	1	0	1
		School District Total		0	2	0	2
	Total		84	216	8	308	
Napa	CALISTOGA JOINT UNIFIED	Multiple Subject Teaching Credential	General Subjects	0	1	0	1
		School District Total		0	1	0	1
	NAPA COUNTY OFFICE OF EDUCATION	Single Subject Teaching Credential	Physical Education	0	1	0	1
		Education Specialist Instruction Credential	Early Childhood Special Education	1	0	1	2
		School District Total		1	1	1	3
	NAPA VALLEY UNIFIED SCHOOL DISTRICT	Multiple Subject Teaching Credential	General Subjects	3	11	2	16
		Single Subject Teaching Credential	English	0	2	0	2
			Foreign Language: Spanish	0	0	1	1
			Physical Education	0	1	1	2
			Social Science	0	1	0	1
		Education Specialist Instruction Credential	Mild/Moderate Disabilities	1	3	0	4
			Moderate/Severe Disabilities	1	1	2	4
			Visual Impairments	1	0	0	1
School District Total		6	19	6	31		
Total		7	21	7	35		

TABLE 5C
Distribution of Intern Credentials, Permits and Waivers by County, School District, Type and by Subject Area
July 1, 2016 to June 30, 2017

Note: Counties with no Intern Credentials, Permits or Waivers are not included in this table.

County	School District	Credential Name	Subject Area	Intern Credentials - Total	Permits - Total	Waivers - Total	Total Interns, Permits and Waivers
Nevada	EPIC DE CEASAR CHAVEZ	Multiple Subject Teaching Credential	General Subjects	0	4	0	4
		Single Subject Teaching Credential	English	0	1	0	1
		School District Total			0	5	0
	GRASS VALLEY ELEMENTARY SCHOOL DISTRICT	Multiple Subject Teaching Credential	General Subjects	0	2	0	2
		Education Specialist Instruction Credential	Mild/Moderate Disabilities	0	1	0	1
		School District Total			0	3	0
	JOHN MUIR CHARTER SCHOOL	Multiple Subject Teaching Credential	General Subjects	1	0	0	1
		School District Total			1	0	0
	MILHOUS SCHOOL-NEVADA CITY	Education Specialist Instruction Credential	Mild/Moderate Disabilities	1	0	0	1
		School District Total			1	0	0
	NEVADA CITY SCHOOL OF THE ARTS (CHARTER)	Education Specialist Instruction Credential	Mild/Moderate Disabilities	1	0	0	1
		School District Total			1	0	0
	NEVADA COUNTY OFFICE OF EDUCATION	Multiple Subject Teaching Credential	General Subjects	2	0	0	2
		Education Specialist Instruction Credential	Early Childhood Special Education	0	3	1	4
			Moderate/Severe Disabilities	0	1	0	1
		School District Total			2	4	1
NEVADA JOINT UNION HIGH SCHOOL DISTRICT	Single Subject Teaching Credential	Agriculture	1	0	0	1	
		Science: Biological Sciences	0	1	0	1	

TABLE 5C
Distribution of Intern Credentials, Permits and Waivers by County, School District, Type and by Subject Area
July 1, 2016 to June 30, 2017

Note: Counties with no Intern Credentials, Permits or Waivers are not included in this table.

County	School District	Credential Name	Subject Area	Intern Credentials - Total	Permits - Total	Waivers - Total	Total Interns, Permits and Waivers
Nevada	NEVADA JOINT UNION HIGH SCHOOL DISTRICT	Education Specialist Instruction Credential	Mild/Moderate Disabilities	1	1	0	2
			Moderate/Severe Disabilities	0	1	0	1
		School District Total			2	3	0
	PLEASANT RIDGE UNION ELEMENTARY	Education Specialist Instruction Credential	Mild/Moderate Disabilities	0	1	0	1
		School District Total			0	1	0
	SIERRA ACADEMY OF EXPEDITIONARY LEARNING	Single Subject Teaching Credential	Foreign Language: Spanish	0	1	0	1
			Mathematics	0	1	0	1
		School District Total			0	2	0
	TWIN RIDGES ELEMENTARY SCHOOL DISTRICT	Multiple Subject Teaching Credential	General Subjects	1	1	0	2
		School District Total			1	1	0
	YUBA RIVER CHARTER SCHOOL	Multiple Subject Teaching Credential	General Subjects	1	0	0	1
		School District Total			1	0	0
	Total				9	19	1
Orange	ANAHEIM CITY SCHOOL DISTRICT	Education Specialist Instruction Credential	Moderate/Severe Disabilities	0	1	0	1
		School District Total			0	1	0
	ANAHEIM UNION HIGH SCHOOL DISTRICT	Single Subject Teaching Credential	Art	0	1	0	1
			English	1	0	0	1
			Foreign Language: Arabic	0	1	0	1

TABLE 5C
Distribution of Intern Credentials, Permits and Waivers by County, School District, Type and by Subject Area
July 1, 2016 to June 30, 2017

Note: Counties with no Intern Credentials, Permits or Waivers are not included in this table.

County	School District	Credential Name	Subject Area	Intern Credentials - Total	Permits - Total	Waivers - Total	Total Interns, Permits and Waivers
Orange	ANAHEIM UNION HIGH SCHOOL DISTRICT	Education Specialist Instruction Credential	Mild/Moderate Disabilities	1	1	0	2
			Moderate/Severe Disabilities	0	2	0	2
		School District Total			2	5	0
	BEACON DAY SCHOOL	Education Specialist Instruction Credential	Moderate/Severe Disabilities	1	0	0	1
		School District Total			1	0	0
	BREA-OLINDA UNIFIED SCHOOL DISTRICT	Single Subject Teaching Credential	Music	0	1	0	1
		School District Total			0	1	0
	CAPISTRANO UNIFIED SCHOOL DISTRICT	Single Subject Teaching Credential	English	1	0	0	1
			General Science (Foundational-Level)	1	0	0	1
		Education Specialist Instruction Credential	Mild/Moderate Disabilities	3	1	0	4
			Moderate/Severe Disabilities	0	1	0	1
		School District Total			5	2	0
	DEL SOL	Education Specialist Instruction Credential	Mild/Moderate Disabilities	2	0	0	2
			Moderate/Severe Disabilities	1	0	0	1
		School District Total			3	0	0
	FOUNTAIN VALLEY ELEMENTARY SCHOOL DISTRICT	Education Specialist Instruction Credential	Early Childhood Special Education	1	0	0	1
		School District Total			1	0	0
FULLERTON ELEMENTARY SCHOOL	Single Subject Teaching Credential	General Science (Foundational-Level)	0	2	0	2	

TABLE 5C
Distribution of Intern Credentials, Permits and Waivers by County, School District, Type and by Subject Area
July 1, 2016 to June 30, 2017

Note: Counties with no Intern Credentials, Permits or Waivers are not included in this table.

County	School District	Credential Name	Subject Area	Intern Credentials - Total	Permits - Total	Waivers - Total	Total Interns, Permits and Waivers	
Orange	FULLERTON ELEMENTARY SCHOOL DISTRICT	Single Subject Teaching Credential	Physical Education	0	1	0	1	
		Education Specialist Instruction Credential	Moderate/Severe Disabilities	1	0	0	1	
		School District Total			1	3	0	4
	FULLERTON JOINT UNION HIGH SCHOOL DISTRICT	Education Specialist Instruction Credential	Moderate/Severe Disabilities	1	0	0	1	
		School District Total			1	0	0	1
	GARDEN GROVE UNIFIED SCHOOL DISTRICT	Single Subject Teaching Credential	Art		0	1	0	1
			English		0	1	0	1
			Foreign Language: Vietnamese		0	3	0	3
			Mathematics		0	4	0	4
			Physical Education		0	2	0	2
			Science: Biological Sciences		0	1	0	1
			Science: Chemistry		0	1	0	1
			Science: Physics		0	1	0	1
		Education Specialist Instruction Credential	Moderate/Severe Disabilities	0	7	0	7	
		School District Total			0	21	0	21
	HUNTINGTON BEACH UNION HIGH SCHOOL DISTRICT	Single Subject Teaching Credential	Science: Physics	1	0	0	1	
		Education Specialist Instruction Credential	Mild/Moderate Disabilities	1	0	0	1	
			Moderate/Severe Disabilities	1	0	0	1	

TABLE 5C
Distribution of Intern Credentials, Permits and Waivers by County, School District, Type and by Subject Area
July 1, 2016 to June 30, 2017

Note: Counties with no Intern Credentials, Permits or Waivers are not included in this table.

County	School District	Credential Name	Subject Area	Intern Credentials - Total	Permits - Total	Waivers - Total	Total Interns, Permits and Waivers
Orange	HUNTINGTON BEACH UNION HIGH SCHOOL DISTRICT	School District Total		3	0	0	3
	IRVINE UNIFIED SCHOOL DISTRICT	Single Subject Teaching Credential	Music	2	0	0	2
		Education Specialist Instruction Credential	Mild/Moderate Disabilities	3	0	0	3
			Moderate/Severe Disabilities	5	0	0	5
			Visual Impairments	1	1	0	2
		School District Total		11	1	0	12
	JOURNEY SCHOOL (CHARTER)	Multiple Subject Teaching Credential	General Subjects	2	0	0	2
		School District Total		2	0	0	2
	LA HABRA CITY ELEMENTARY	Single Subject Teaching Credential	English	0	1	0	1
		Education Specialist Instruction Credential	Moderate/Severe Disabilities	1	0	0	1
		School District Total		1	1	0	2
	LOS ALAMITOS UNIFIED SCHOOL DISTRICT	Single Subject Teaching Credential	Music	1	0	0	1
		Education Specialist Instruction Credential	Mild/Moderate Disabilities	0	1	0	1
		School District Total		1	1	0	2
	NEWPORT-MESA UNIFIED SCHOOL DISTRICT	Single Subject Teaching Credential	Art	0	1	0	1
			Business	0	1	0	1
			English	0	1	0	1
			General Science (Foundational-Level)	0	1	0	1

TABLE 5C
Distribution of Intern Credentials, Permits and Waivers by County, School District, Type and by Subject Area
July 1, 2016 to June 30, 2017

Note: Counties with no Intern Credentials, Permits or Waivers are not included in this table.

County	School District	Credential Name	Subject Area	Intern Credentials - Total	Permits - Total	Waivers - Total	Total Interns, Permits and Waivers
Orange	NEWPORT-MESA UNIFIED SCHOOL DISTRICT	Education Specialist Instruction Credential	Mild/Moderate Disabilities	1	2	0	3
			Moderate/Severe Disabilities	2	3	0	5
		School District Total			3	9	0
	OCEAN VIEW ELEMENTARY SCHOOL DISTRICT	Education Specialist Instruction Credential	Moderate/Severe Disabilities	1	1	0	2
		School District Total			1	1	0
	OLIVE CREST ACADEMY	Education Specialist Instruction Credential	Mild/Moderate Disabilities	2	1	0	3
		School District Total			2	1	0
	ORANGE COUNTY DEPARTMENT OF EDUCATION	Education Specialist Instruction Credential	Moderate/Severe Disabilities	1	0	0	1
		School District Total			1	0	0
	ORANGE COUNTY OFFICE OF EDUCATION	Education Specialist Instruction Credential	Mild/Moderate Disabilities	1	1	0	2
			Moderate/Severe Disabilities	2	2	0	4
		School District Total			3	3	0
	ORANGE UNIFIED SCHOOL DISTRICT	Single Subject Teaching Credential	Foreign Language: Spanish	1	0	0	1
			Science: Biological Sciences	1	0	0	1
			Science: Chemistry	2	0	0	2
			Science: Physics	1	0	0	1
		Education Specialist Instruction Credential	Early Childhood Special Education	1	0	0	1
Mild/Moderate Disabilities			9	1	0	10	

TABLE 5C
Distribution of Intern Credentials, Permits and Waivers by County, School District, Type and by Subject Area
July 1, 2016 to June 30, 2017

Note: Counties with no Intern Credentials, Permits or Waivers are not included in this table.

County	School District	Credential Name	Subject Area	Intern Credentials - Total	Permits - Total	Waivers - Total	Total Interns, Permits and Waivers
Orange	ORANGE UNIFIED SCHOOL DISTRICT	Education Specialist Instruction Credential	Moderate/Severe Disabilities	3	2	0	5
		School District Total			18	3	0
	PLACENTIA-YORBA LINDA UNIFIED SCHOOL DISTRICT	Single Subject Teaching Credential	Foreign Language: German	1	0	0	1
			Science: Biological Sciences	1	0	0	1
		Education Specialist Instruction Credential	Moderate/Severe Disabilities	1	0	0	1
		School District Total			3	0	0
	PORT VIEW PREPARATORY	Education Specialist Instruction Credential	Mild/Moderate Disabilities	1	0	0	1
			Moderate/Severe Disabilities	2	0	0	2
		School District Total			3	0	0
	ROSSIER PARK ELEMENTARY SCHOOL	Education Specialist Instruction Credential	Mild/Moderate Disabilities	0	1	0	1
		School District Total			0	1	0
	ROSSIER PARK JR./SR. HIGH SCHOOL	Education Specialist Instruction Credential	Mild/Moderate Disabilities	1	0	0	1
			Moderate/Severe Disabilities	0	1	0	1
		School District Total			1	1	0
	SADDLEBACK VALLEY UNIFIED SCHOOL DISTRICT	Single Subject Teaching Credential	Art	0	1	0	1
			Music	1	0	0	1
			Physical Education	0	1	0	1
Education Specialist Instruction Credential		Mild/Moderate Disabilities	0	2	0	2	

TABLE 5C
Distribution of Intern Credentials, Permits and Waivers by County, School District, Type and by Subject Area
July 1, 2016 to June 30, 2017

Note: Counties with no Intern Credentials, Permits or Waivers are not included in this table.

County	School District	Credential Name	Subject Area	Intern Credentials - Total	Permits - Total	Waivers - Total	Total Interns, Permits and Waivers
Orange	SADDLEBACK VALLEY UNIFIED SCHOOL DISTRICT	Education Specialist Instruction Credential	Moderate/Severe Disabilities	2	0	0	2
		School District Total			3	4	0
	SANTA ANA UNIFIED SCHOOL DISTRICT	Single Subject Teaching Credential	Foreign Language: Spanish	0	1	0	1
		Education Specialist Instruction Credential	Deaf and Hard-of-Hearing	0	1	0	1
			Mild/Moderate Disabilities	6	0	0	6
			Moderate/Severe Disabilities	5	0	0	5
		School District Total			11	2	0
	SPECTRUM CENTER - ROSSIER PARK	Education Specialist Instruction Credential	Mild/Moderate Disabilities	2	1	0	3
		School District Total			2	1	0
	TUSTIN UNIFIED SCHOOL DISTRICT	Education Specialist Instruction Credential	Mild/Moderate Disabilities	1	0	0	1
		School District Total			1	0	0
	UNITY MIDDLE COLLEGE HIGH	Education Specialist Instruction Credential	Mild/Moderate Disabilities	1	0	0	1
		School District Total			1	0	0
	VISTA HERITAGE CHARTER MIDDLE	Single Subject Teaching Credential	Mathematics	0	1	0	1
		School District Total			0	1	0
	WESTMINSTER ELEMENTARY SCHOOL DISTRICT	Single Subject Teaching Credential	Mathematics	0	1	0	1
		Education Specialist Instruction Credential	Mild/Moderate Disabilities	2	0	0	2
			Moderate/Severe Disabilities	1	0	0	1

TABLE 5C
Distribution of Intern Credentials, Permits and Waivers by County, School District, Type and by Subject Area
July 1, 2016 to June 30, 2017

Note: Counties with no Intern Credentials, Permits or Waivers are not included in this table.

County	School District	Credential Name	Subject Area	Intern Credentials - Total	Permits - Total	Waivers - Total	Total Interns, Permits and Waivers
Orange	WESTMINSTER ELEMENTARY SCHOOL DISTRICT	School District Total		3	1	0	4
	Total			88	64	0	152
Placer	ACKERMAN CHARTER	Education Specialist Instruction Credential	Mild/Moderate Disabilities	0	1	0	1
		School District Total		0	1	0	1
	AUBURN UNION SCHOOL DISTRICT	Single Subject Teaching Credential	Foreign Language: Spanish	1	0	0	1
		School District Total		1	0	0	1
	COLFAX ELEMENTARY	Multiple Subject Teaching Credential	General Subjects	0	1	0	1
		Education Specialist Instruction Credential	Mild/Moderate Disabilities	1	0	0	1
		School District Total		1	1	0	2
	DRY CREEK JOINT ELEMENTARY SCHOOL DISTRICT	Education Specialist Instruction Credential	Moderate/Severe Disabilities	0	1	0	1
		School District Total		0	1	0	1
	EUREKA UNION ELEMENTARY SCHOOL DISTRICT	Education Specialist Instruction Credential	Moderate/Severe Disabilities	0	1	0	1
		School District Total		0	1	0	1
	FORESTHILL UNION ELEMENTARY	Education Specialist Instruction Credential	Mild/Moderate Disabilities	0	1	0	1
			Moderate/Severe Disabilities	0	1	0	1
		School District Total		0	2	0	2
HORIZON INSTRUCTIONAL SYSTEMS (CHARTER)	Single Subject Teaching Credential	Mathematics	0	1	0	1	
	School District Total		0	1	0	1	

TABLE 5C
Distribution of Intern Credentials, Permits and Waivers by County, School District, Type and by Subject Area
July 1, 2016 to June 30, 2017

Note: Counties with no Intern Credentials, Permits or Waivers are not included in this table.

County	School District	Credential Name	Subject Area	Intern Credentials - Total	Permits - Total	Waivers - Total	Total Interns, Permits and Waivers
Placer	JOHN ADAMS ACADEMY	Multiple Subject Teaching Credential	General Subjects	0	1	0	1
		Single Subject Teaching Credential	Social Science	1	0	0	1
		School District Total			1	1	0
	LOOMIS UNION ELEMENTARY SCHOOL DISTRICT	Multiple Subject Teaching Credential	General Subjects	1	0	0	1
		Single Subject Teaching Credential	Physical Education	0	1	0	1
		Education Specialist Instruction Credential	Mild/Moderate Disabilities	2	0	0	2
		School District Total			3	1	0
	PLACER COUNTY OFFICE OF EDUCATION	Education Specialist Instruction Credential	Moderate/Severe Disabilities	0	1	0	1
			Visual Impairments	1	0	0	1
		School District Total			1	1	0
	PLACER LEARNING CENTER	Education Specialist Instruction Credential	Mild/Moderate Disabilities	0	3	0	3
			Moderate/Severe Disabilities	0	1	0	1
		School District Total			0	4	0
	PLACER UNION HIGH SCHOOL DISTRICT	Single Subject Teaching Credential	Foreign Language: American Sign Language	0	1	0	1
			Foreign Language: French	0	1	0	1
			Mathematics	0	1	0	1
		School District Total			0	3	0
ROCKLIN UNIFIED SCHOOL DISTRICT	Single Subject Teaching Credential	Physical Education	1	0	0	1	

TABLE 5C
Distribution of Intern Credentials, Permits and Waivers by County, School District, Type and by Subject Area
July 1, 2016 to June 30, 2017

Note: Counties with no Intern Credentials, Permits or Waivers are not included in this table.

County	School District	Credential Name	Subject Area	Intern Credentials - Total	Permits - Total	Waivers - Total	Total Interns, Permits and Waivers
Placer	ROCKLIN UNIFIED SCHOOL DISTRICT	Education Specialist Instruction Credential	Mild/Moderate Disabilities	0	2	0	2
			Moderate/Severe Disabilities	1	1	0	2
		School District Total			2	3	0
	ROSEVILLE CITY ELEMENTARY SCHOOL DISTRICT	Education Specialist Instruction Credential	Moderate/Severe Disabilities	0	1	0	1
		School District Total			0	1	0
	ROSEVILLE JOINT UNION HIGH SCHOOL DISTRICT	Single Subject Teaching Credential	Mathematics	0	1	0	1
			Physical Education	0	1	0	1
		Education Specialist Instruction Credential	Moderate/Severe Disabilities	2	0	0	2
		School District Total			2	2	0
	SIERRA FOOTHILLS ACADEMY	Education Specialist Instruction Credential	Mild/Moderate Disabilities	1	1	0	2
			Moderate/Severe Disabilities	0	1	0	1
			Visual Impairments	0	1	0	1
		School District Total			1	3	0
	TAHOE-TRUCKEE UNIFIED SCHOOL DISTRICT	Single Subject Teaching Credential	Industrial and Technology Education	0	1	0	1
			Music	0	1	0	1
		Education Specialist Instruction Credential	Mild/Moderate Disabilities	2	0	0	2
		School District Total			2	2	0
WESTERN PLACER UNIFIED SCHOOL	Single Subject Teaching Credential	General Science (Foundational-Level)	0	1	0	1	

TABLE 5C
Distribution of Intern Credentials, Permits and Waivers by County, School District, Type and by Subject Area
July 1, 2016 to June 30, 2017

Note: Counties with no Intern Credentials, Permits or Waivers are not included in this table.

County	School District	Credential Name	Subject Area	Intern Credentials - Total	Permits - Total	Waivers - Total	Total Interns, Permits and Waivers	
Placer	WESTERN PLACER UNIFIED SCHOOL DISTRICT	Single Subject Teaching Credential	Mathematics (Foundational-Level)	0	1	0	1	
			Science: Biological Sciences	0	1	0	1	
		Education Specialist Instruction Credential	Mild/Moderate Disabilities	2	1	0	3	
		School District Total			2	4	0	6
	WESTERN SIERRA COLLEGIATE ACADEMY	Single Subject Teaching Credential	Foreign Language: Mandarin	0	1	0	1	
			General Science (Foundational-Level)	0	1	0	1	
			Mathematics	0	1	0	1	
			Social Science	0	1	0	1	
		School District Total			0	4	0	4
	Total				16	36	0	52
	Plumas	PLUMAS CHARTER SCHOOL	Multiple Subject Teaching Credential	General Subjects	0	1	0	1
				Mathematics (Foundational-Level)	0	1	0	1
			Single Subject Teaching Credential	Social Science	0	1	0	1
School District Total				0	3	0	3	
PLUMAS COUNTY OFFICE OF EDUCATION		Multiple Subject Teaching Credential	General Subjects	0	1	0	1	
			Education Specialist Instruction Credential	Moderate/Severe Disabilities	0	1	0	1
		School District Total			0	2	0	2
PLUMAS UNIFIED SCHOOL DISTRICT		Multiple Subject Teaching Credential	General Subjects	2	0	0	2	

TABLE 5C
Distribution of Intern Credentials, Permits and Waivers by County, School District, Type and by Subject Area
July 1, 2016 to June 30, 2017

Note: Counties with no Intern Credentials, Permits or Waivers are not included in this table.

County	School District	Credential Name	Subject Area	Intern Credentials - Total	Permits - Total	Waivers - Total	Total Interns, Permits and Waivers
Plumas	PLUMAS UNIFIED SCHOOL DISTRICT	Education Specialist Instruction Credential	Mild/Moderate Disabilities	0	1	0	1
			Moderate/Severe Disabilities	1	0	0	1
		School District Total	3	1	0	4	
	Total	3	6	0	9		
Riverside	ALVORD UNIFIED SCHOOL DISTRICT	Single Subject Teaching Credential	Industrial and Technology Education	0	8	0	8
			Music	0	1	0	1
			Science: Biological Sciences	0	1	0	1
		School District Total	0	10	0	10	
	BANNING UNIFIED SCHOOL DISTRICT	Multiple Subject Teaching Credential	General Subjects	2	0	0	2
			School District Total	6	4	0	10
		Single Subject Teaching Credential	English	1	0	0	1
			Physical Education	0	1	0	1
			Science: Biological Sciences	1	0	0	1
		Education Specialist Instruction Credential	Mild/Moderate Disabilities	2	2	0	4
	Moderate/Severe Disabilities		0	1	0	1	
	BAYPOINT PREPARATORY ACADEMY	Multiple Subject Teaching Credential	General Subjects	1	0	0	1
			School District Total	1	0	0	1
	BEAUMONT UNIFIED SCHOOL DISTRICT	Multiple Subject Teaching Credential	General Subjects	3	0	0	3

TABLE 5C
Distribution of Intern Credentials, Permits and Waivers by County, School District, Type and by Subject Area
July 1, 2016 to June 30, 2017

Note: Counties with no Intern Credentials, Permits or Waivers are not included in this table.

County	School District	Credential Name	Subject Area	Intern Credentials - Total	Permits - Total	Waivers - Total	Total Interns, Permits and Waivers	
Riverside	BEAUMONT UNIFIED SCHOOL DISTRICT	Single Subject Teaching Credential	Foreign Language: American Sign Language	0	1	0	1	
			Science: Biological Sciences	0	1	0	1	
			Science: Chemistry	0	1	0	1	
		Education Specialist Instruction Credential	Mild/Moderate Disabilities	1	0	0	1	
			Moderate/Severe Disabilities	1	1	0	2	
		School District Total				5	4	0
	BRIGHT FUTURES ACADEMY - RIVERSIDE	Education Specialist Instruction Credential	Moderate/Severe Disabilities	0	1	0	1	
		School District Total				0	1	0
	COACHELLA VALLEY UNIFIED	Multiple Subject Teaching Credential	General Subjects	11	0	0	11	
			Single Subject Teaching Credential	General Science (Foundational-Level)	1	1	0	2
		Single Subject Teaching Credential	Physical Education	1	0	0	1	
			Science: Biological Sciences	0	1	0	1	
			Science: Chemistry	0	1	0	1	
		Education Specialist Instruction Credential	Mild/Moderate Disabilities	5	0	0	5	
			Moderate/Severe Disabilities	1	0	0	1	
		School District Total				19	3	0
	CORONA-NORCO UNIFIED SCHOOL DISTRICT	Single Subject Teaching Credential	English	0	1	0	1	
			Health Science	0	5	0	5	

TABLE 5C
Distribution of Intern Credentials, Permits and Waivers by County, School District, Type and by Subject Area
July 1, 2016 to June 30, 2017

Note: Counties with no Intern Credentials, Permits or Waivers are not included in this table.

County	School District	Credential Name	Subject Area	Intern Credentials - Total	Permits - Total	Waivers - Total	Total Interns, Permits and Waivers	
Riverside	CORONA-NORCO UNIFIED SCHOOL DISTRICT	Single Subject Teaching Credential	Industrial and Technology Education	0	5	0	5	
			Mathematics	0	1	0	1	
			Physical Education	0	1	0	1	
			Science: Biological Sciences	0	2	0	2	
			Science: Chemistry	0	2	0	2	
			Science: Geosciences	0	2	0	2	
			Science: Physics	0	1	0	1	
		Education Specialist Instruction Credential	Mild/Moderate Disabilities	0	3	0	3	
			Moderate/Severe Disabilities	0	7	0	7	
		School District Total				0	30	0
	DESERT SANDS UNIFIED SCHOOL DISTRICT	Multiple Subject Teaching Credential	General Subjects	1	0	0	1	
		Single Subject Teaching Credential	Mathematics	2	2	0	4	
			Mathematics (Foundational-Level)	1	2	0	3	
			Social Science	0	2	0	2	
		Education Specialist Instruction Credential	Mild/Moderate Disabilities	2	4	1	7	
Moderate/Severe Disabilities			0	6	0	6		
Physical and Health Impairments			0	1	0	1		
School District Total				6	17	1	24	

TABLE 5C
Distribution of Intern Credentials, Permits and Waivers by County, School District, Type and by Subject Area
July 1, 2016 to June 30, 2017

Note: Counties with no Intern Credentials, Permits or Waivers are not included in this table.

County	School District	Credential Name	Subject Area	Intern Credentials - Total	Permits - Total	Waivers - Total	Total Interns, Permits and Waivers
Riverside	ENCORE HIGH SCHOOL FOR THE ARTS - RIVERSIDE	Single Subject Teaching Credential	Mathematics (Foundational-Level)	1	0	0	1
		School District Total			1	0	0
	HEMET UNIFIED SCHOOL DISTRICT	Multiple Subject Teaching Credential	General Subjects	1	0	1	2
		Single Subject Teaching Credential	Art	0	1	0	1
			English	0	0	1	1
			Foreign Language: Spanish	0	1	0	1
			General Science (Foundational-Level)	0	2	0	2
			Industrial and Technology Education	0	4	0	4
			Mathematics	1	3	1	5
			Mathematics (Foundational-Level)	0	1	0	1
			Physical Education	2	0	0	2
			Science: Biological Sciences	3	1	0	4
			Science: Physics	0	2	0	2
			Education Specialist Instruction Credential	Mild/Moderate Disabilities	3	9	0
	Moderate/Severe Disabilities	2		5	0	7	
	School District Total			12	29	3	44
	IMAGINE SCHOOLS, RIVERSIDE COUNTY	Multiple Subject Teaching Credential	General Subjects	0	4	2	6
		Single Subject Teaching Credential	Physical Education	1	0	0	1

TABLE 5C
Distribution of Intern Credentials, Permits and Waivers by County, School District, Type and by Subject Area
July 1, 2016 to June 30, 2017

Note: Counties with no Intern Credentials, Permits or Waivers are not included in this table.

County	School District	Credential Name	Subject Area	Intern Credentials - Total	Permits - Total	Waivers - Total	Total Interns, Permits and Waivers
Riverside	IMAGINE SCHOOLS, RIVERSIDE COUNTY	School District Total		1	4	2	7
	JURUPA UNIFIED SCHOOL DISTRICT	Multiple Subject Teaching Credential	General Subjects	0	0	1	1
		Single Subject Teaching Credential	Physical Education	0	1	0	1
			Social Science	1	0	0	1
		Education Specialist Instruction Credential	Early Childhood Special Education	0	1	0	1
			Mild/Moderate Disabilities	5	2	0	7
			Moderate/Severe Disabilities	0	3	0	3
		School District Total		6	7	1	14
	LAKE ELSINORE UNIFIED SCHOOL DISTRICT	Single Subject Teaching Credential	Mathematics (Foundational-Level)	1	0	0	1
			Music	0	1	0	1
		Education Specialist Instruction Credential	Early Childhood Special Education	0	1	0	1
			Mild/Moderate Disabilities	7	2	0	9
			Moderate/Severe Disabilities	0	4	0	4
		School District Total		8	8	0	16
	MENIFEE UNION SCHOOL DISTRICT	Multiple Subject Teaching Credential	General Subjects	0	6	0	6
		Education Specialist Instruction Credential	Mild/Moderate Disabilities	1	5	0	6
			Moderate/Severe Disabilities	0	2	0	2
		School District Total		1	13	0	14

TABLE 5C
Distribution of Intern Credentials, Permits and Waivers by County, School District, Type and by Subject Area
July 1, 2016 to June 30, 2017

Note: Counties with no Intern Credentials, Permits or Waivers are not included in this table.

County	School District	Credential Name	Subject Area	Intern Credentials - Total	Permits - Total	Waivers - Total	Total Interns, Permits and Waivers	
Riverside	MORENO VALLEY UNIFIED SCHOOL DISTRICT	Multiple Subject Teaching Credential	General Subjects	2	1	0	3	
		Single Subject Teaching Credential	Art	0	1	0	1	
			English	2	0	0	2	
			Foreign Language: Spanish	1	0	0	1	
			Mathematics	1	0	0	1	
			Mathematics (Foundational-Level)	1	0	0	1	
			Music	1	2	0	3	
			Social Science	1	1	0	2	
		Education Specialist Instruction Credential	Mild/Moderate Disabilities	4	1	0	5	
			Moderate/Severe Disabilities	2	0	0	2	
	School District Total				15	6	0	21
	MURRIETA VALLEY UNIFIED SCHOOL DISTRICT	Multiple Subject Teaching Credential	General Subjects	0	1	0	1	
		Single Subject Teaching Credential	Art	0	2	0	2	
			English	0	1	0	1	
			Foreign Language: American Sign Language	1	1	0	2	
			General Science (Foundational-Level)	0	5	0	5	
			Mathematics (Foundational-Level)	1	3	0	4	
Music			0	0	1	1		

TABLE 5C
Distribution of Intern Credentials, Permits and Waivers by County, School District, Type and by Subject Area
July 1, 2016 to June 30, 2017

Note: Counties with no Intern Credentials, Permits or Waivers are not included in this table.

County	School District	Credential Name	Subject Area	Intern Credentials - Total	Permits - Total	Waivers - Total	Total Interns, Permits and Waivers
Riverside	MURRIETA VALLEY UNIFIED SCHOOL DISTRICT	Education Specialist Instruction Credential	Early Childhood Special Education	0	1	0	1
			Mild/Moderate Disabilities	1	1	0	2
			Moderate/Severe Disabilities	1	0	0	1
		School District Total			4	15	1
	NOVA ACADEMY-COACHELLA	Single Subject Teaching Credential	Science: Chemistry	0	1	0	1
		School District Total			0	1	0
	NUVIEW UNION SCHOOL DISTRICT	Multiple Subject Teaching Credential	General Subjects	0	1	0	1
		Single Subject Teaching Credential	Science: Chemistry	0	1	0	1
		School District Total			0	2	0
	OAK GROVE / JACK WEAVER SCHOOL	Education Specialist Instruction Credential	Mild/Moderate Disabilities	0	2	0	2
			Moderate/Severe Disabilities	2	0	0	2
		School District Total			2	2	0
	OAK GROVE AT THE RANCH	Education Specialist Instruction Credential	Mild/Moderate Disabilities	0	1	0	1
		School District Total			0	1	0
	PALM SPRINGS UNIFIED SCHOOL DISTRICT	Multiple Subject Teaching Credential	General Subjects	2	0	0	2
		Single Subject Teaching Credential	Mathematics (Foundational-Level)	0	1	0	1
			Science: Physics	0	1	0	1
Education Specialist Instruction Credential		Deaf and Hard-of-Hearing	1	0	0	1	

TABLE 5C
Distribution of Intern Credentials, Permits and Waivers by County, School District, Type and by Subject Area
July 1, 2016 to June 30, 2017

Note: Counties with no Intern Credentials, Permits or Waivers are not included in this table.

County	School District	Credential Name	Subject Area	Intern Credentials - Total	Permits - Total	Waivers - Total	Total Interns, Permits and Waivers
Riverside	PALM SPRINGS UNIFIED SCHOOL DISTRICT	Education Specialist Instruction Credential	Mild/Moderate Disabilities	4	0	0	4
			Moderate/Severe Disabilities	1	9	0	10
		School District Total			8	11	0
	PALO VERDE UNIFIED SCHOOL DISTRICT	Multiple Subject Teaching Credential	General Subjects	2	14	0	16
		Education Specialist Instruction Credential	Mild/Moderate Disabilities	0	1	1	2
			Moderate/Severe Disabilities	1	1	0	2
		School District Total			3	16	1
	PERRIS ELEMENTARY SCHOOL DISTRICT	Single Subject Teaching Credential	Art	0	3	0	3
		School District Total			0	3	0
	PERRIS UNION HIGH SCHOOL DISTRICT	Single Subject Teaching Credential	Art	0	1	0	1
			Health Science	0	1	0	1
			Mathematics	0	1	0	1
			Science: Biological Sciences	0	1	0	1
		Education Specialist Instruction Credential	Moderate/Severe Disabilities	1	0	0	1
		School District Total			1	4	0
	RIVER SPRINGS CHARTER	Multiple Subject Teaching Credential	General Subjects	1	1	0	2
		Single Subject Teaching Credential	Foreign Language: Spanish	1	0	0	1
			Music	1	0	0	1

TABLE 5C
Distribution of Intern Credentials, Permits and Waivers by County, School District, Type and by Subject Area
July 1, 2016 to June 30, 2017

Note: Counties with no Intern Credentials, Permits or Waivers are not included in this table.

County	School District	Credential Name	Subject Area	Intern Credentials - Total	Permits - Total	Waivers - Total	Total Interns, Permits and Waivers	
Riverside	RIVER SPRINGS CHARTER	Education Specialist Instruction Credential	Mild/Moderate Disabilities	3	0	0	3	
		School District Total			6	1	0	7
	RIVERSIDE COUNTY OFFICE OF EDUCATION	Education Specialist Instruction Credential	Early Childhood Special Education		1	0	1	2
			Mild/Moderate Disabilities		6	6	0	12
			Moderate/Severe Disabilities		5	9	0	14
			Visual Impairments		0	4	2	6
		School District Total			12	19	3	34
	RIVERSIDE UNIFIED SCHOOL DISTRICT	Single Subject Teaching Credential	English		2	0	0	2
			Foreign Language: Spanish		0	1	0	1
			Industrial and Technology Education		0	1	0	1
			Mathematics		0	0	1	1
			Social Science		1	1	0	2
		Education Specialist Instruction Credential	Early Childhood Special Education		1	1	0	2
			Mild/Moderate Disabilities		3	1	1	5
			Moderate/Severe Disabilities		0	2	1	3
		School District Total			7	7	3	17
	SAN JACINTO UNIFIED SCHOOL DISTRICT	Multiple Subject Teaching Credential	General Subjects		2	0	0	2
Single Subject Teaching Credential		Industrial and Technology Education		0	8	0	8	

TABLE 5C
Distribution of Intern Credentials, Permits and Waivers by County, School District, Type and by Subject Area
July 1, 2016 to June 30, 2017

Note: Counties with no Intern Credentials, Permits or Waivers are not included in this table.

County	School District	Credential Name	Subject Area	Intern Credentials - Total	Permits - Total	Waivers - Total	Total Interns, Permits and Waivers	
Riverside	SAN JACINTO UNIFIED SCHOOL DISTRICT	Single Subject Teaching Credential	Mathematics	1	0	0	1	
			Mathematics (Foundational-Level)	1	0	0	1	
			Music	1	0	0	1	
		Education Specialist Instruction Credential	Early Childhood Special Education	1	0	0	1	
			Mild/Moderate Disabilities	2	4	0	6	
			Moderate/Severe Disabilities	1	2	0	3	
		School District Total				9	14	0
	SAN JACINTO VALLEY ACADEMY (CHARTER)	Single Subject Teaching Credential	Physical Education	2	0	0	2	
		School District Total				2	0	0
	SANTA ROSA ACADEMY	Single Subject Teaching Credential	Mathematics (Foundational-Level)	1	0	0	1	
		School District Total				1	0	0
	SPECTRUM CENTER - JURUPA VALLEY ELEMENTARY CAMPUS	Education Specialist Instruction Credential	Moderate/Severe Disabilities	0	1	0	1	
		School District Total				0	1	0
	STARTING GATE EDUCATIONAL SERVICES	Education Specialist Instruction Credential	Mild/Moderate Disabilities	1	0	0	1	
		School District Total				1	0	0
	SYCAMORE ACADEMY OF SCIENCE AND CULTURAL ARTS	Multiple Subject Teaching Credential	General Subjects	1	3	0	4	
		School District Total				1	3	0
	TEMECULA PREPARATORY SCHOOL	Multiple Subject Teaching Credential	General Subjects	1	0	0	1	

TABLE 5C
Distribution of Intern Credentials, Permits and Waivers by County, School District, Type and by Subject Area
July 1, 2016 to June 30, 2017

Note: Counties with no Intern Credentials, Permits or Waivers are not included in this table.

County	School District	Credential Name	Subject Area	Intern Credentials - Total	Permits - Total	Waivers - Total	Total Interns, Permits and Waivers	
Riverside	TEMECULA PREPARATORY SCHOOL (CHARTER)	Single Subject Teaching Credential	Social Science	1	0	0	1	
		Education Specialist Instruction Credential	Mild/Moderate Disabilities	0	1	0	1	
		School District Total			2	1	0	3
	TEMECULA VALLEY UNIFIED SCHOOL DISTRICT	Single Subject Teaching Credential	Foreign Language: American Sign Language		1	1	0	2
			Industrial and Technology Education		0	1	0	1
			Music		1	0	0	1
			Physical Education		1	0	0	1
			Social Science		0	1	0	1
		Education Specialist Instruction Credential	Mild/Moderate Disabilities		1	1	0	2
			Moderate/Severe Disabilities		0	2	0	2
	School District Total			4	6	0	10	
	VAL VERDE UNIFIED SCHOOL DISTRICT	Multiple Subject Teaching Credential	General Subjects		1	4	0	5
		Single Subject Teaching Credential	English		3	4	0	7
			Foreign Language: American Sign Language		1	2	0	3
			Foreign Language: Spanish		0	1	0	1
Mathematics				0	3	0	3	
Science: Biological Sciences				1	2	0	3	
Science: Geosciences				0	1	0	1	

TABLE 5C
Distribution of Intern Credentials, Permits and Waivers by County, School District, Type and by Subject Area
July 1, 2016 to June 30, 2017

Note: Counties with no Intern Credentials, Permits or Waivers are not included in this table.

County	School District	Credential Name	Subject Area	Intern Credentials - Total	Permits - Total	Waivers - Total	Total Interns, Permits and Waivers
Riverside	VAL VERDE UNIFIED SCHOOL DISTRICT	Single Subject Teaching Credential	Science: Physics	0	1	0	1
			Social Science	1	0	0	1
		Education Specialist Instruction Credential	Mild/Moderate Disabilities	5	2	0	7
			Moderate/Severe Disabilities	2	0	0	2
		School District Total			14	20	0
	Total				158	263	15
Sacramento	APPLIED BEHAVIOR CONSULTANTS (ABC)	Education Specialist Instruction Credential	Moderate/Severe Disabilities	1	0	0	1
		School District Total			1	0	0
	ARCOHE UNION ELEMENTARY	Multiple Subject Teaching Credential	General Subjects	3	0	0	3
		Education Specialist Instruction Credential	Mild/Moderate Disabilities	1	0	0	1
		School District Total			4	0	0
	ASPIRE ALEXANDER TWILIGHT SECONDARY ACADEMY	Single Subject Teaching Credential	English	0	1	0	1
			General Science (Foundational-Level)	0	1	0	1
		Education Specialist Instruction Credential	Moderate/Severe Disabilities	1	0	0	1
		School District Total			1	2	0
	ASPIRE CAPITOL HEIGHTS ACADEMY	Multiple Subject Teaching Credential	General Subjects	0	1	0	1
		School District Total			0	1	0
	CALIFORNIA MONTESSORI PROJECT	Multiple Subject Teaching Credential	General Subjects	0	2	0	2

TABLE 5C
Distribution of Intern Credentials, Permits and Waivers by County, School District, Type and by Subject Area
July 1, 2016 to June 30, 2017

Note: Counties with no Intern Credentials, Permits or Waivers are not included in this table.

County	School District	Credential Name	Subject Area	Intern Credentials - Total	Permits - Total	Waivers - Total	Total Interns, Permits and Waivers
Sacramento	CALIFORNIA MONTESSORI PROJECT SAN JUAN CAMPUS	School District Total		0	2	0	2
	CAPITOL ACADEMY	Education Specialist Instruction Credential	Mild/Moderate Disabilities	0	2	0	2
			Moderate/Severe Disabilities	0	1	0	1
		School District Total		0	3	0	3
	CAPITOL AUTISM SERVICES - LAND PARK CAMPUS	Education Specialist Instruction Credential	Moderate/Severe Disabilities	0	2	0	2
		School District Total		0	2	0	2
	CAPITOL COLLEGIATE ACADEMY	Multiple Subject Teaching Credential	General Subjects	1	0	0	1
		School District Total		1	0	0	1
	CAPITOL ELEMENTARY	Education Specialist Instruction Credential	Mild/Moderate Disabilities	1	4	0	5
			Moderate/Severe Disabilities	0	1	0	1
		School District Total		1	5	0	6
	CENTER UNIFIED SCHOOL DISTRICT	Education Specialist Instruction Credential	Mild/Moderate Disabilities	1	0	0	1
			Moderate/Severe Disabilities	1	0	0	1
		School District Total		2	0	0	2
	ELK GROVE UNIFIED SCHOOL DISTRICT	Multiple Subject Teaching Credential	General Subjects	0	3	0	3
		Single Subject Teaching Credential	Agriculture	0	1	0	1
			Art	0	3	0	3
			Business	1	0	0	1

TABLE 5C
Distribution of Intern Credentials, Permits and Waivers by County, School District, Type and by Subject Area
July 1, 2016 to June 30, 2017

Note: Counties with no Intern Credentials, Permits or Waivers are not included in this table.

County	School District	Credential Name	Subject Area	Intern Credentials - Total	Permits - Total	Waivers - Total	Total Interns, Permits and Waivers	
Sacramento	ELK GROVE UNIFIED SCHOOL DISTRICT	Single Subject Teaching Credential	English	0	2	0	2	
			Foreign Language: French	1	0	0	1	
			Foreign Language: Japanese	0	1	0	1	
			Foreign Language: Spanish	0	1	0	1	
			Industrial and Technology Education	0	1	0	1	
			Mathematics	0	2	0	2	
			Mathematics (Foundational-Level)	3	1	0	4	
			Physical Education	1	1	0	2	
			Science: Biological Sciences	1	1	0	2	
			Science: Chemistry	1	1	0	2	
			Science: Geosciences	0	2	0	2	
			Education Specialist Instruction Credential	Early Childhood Special Education	6	1	0	7
				Mild/Moderate Disabilities	6	2	0	8
	Moderate/Severe Disabilities	1		16	1	18		
	School District Total				21	39	1	61
	ELVERTA JOINT ELEMENTARY	Multiple Subject Teaching Credential	General Subjects	1	0	0	1	
			School District Total				1	0
	FOLSOM-CORDOVA UNIFIED SCHOOL	Education Specialist Instruction Credential	Mild/Moderate Disabilities	1	1	0	2	

TABLE 5C
Distribution of Intern Credentials, Permits and Waivers by County, School District, Type and by Subject Area
July 1, 2016 to June 30, 2017

Note: Counties with no Intern Credentials, Permits or Waivers are not included in this table.

County	School District	Credential Name	Subject Area	Intern Credentials - Total	Permits - Total	Waivers - Total	Total Interns, Permits and Waivers
Sacramento	FOLSOM-CORDOVA UNIFIED SCHOOL DISTRICT	Education Specialist Instruction Credential	Moderate/Severe Disabilities	0	1	0	1
		School District Total			1	2	0
	FORTUNE	Multiple Subject Teaching Credential	General Subjects	5	0	0	5
		Single Subject Teaching Credential	English	1	0	0	1
			General Science (Foundational-Level)	1	0	0	1
		School District Total			7	0	0
	GALT JOINT UNION ELEMENTARY SCHOOL DISTRICT	Multiple Subject Teaching Credential	General Subjects	2	0	0	2
		Single Subject Teaching Credential	Art	0	2	0	2
			Industrial and Technology Education	0	1	0	1
		Education Specialist Instruction Credential	Early Childhood Special Education	1	0	0	1
			Mild/Moderate Disabilities	2	1	0	3
			Moderate/Severe Disabilities	0	1	0	1
	School District Total			5	5	0	10
	GALT JOINT UNION HIGH	Single Subject Teaching Credential	Agriculture	1	0	0	1
			Art	0	1	0	1
		Education Specialist Instruction Credential	Mild/Moderate Disabilities	1	0	0	1
		School District Total			2	1	0
	GATEWAY INTERNATIONAL	Multiple Subject Teaching Credential	General Subjects	1	0	0	1

TABLE 5C
Distribution of Intern Credentials, Permits and Waivers by County, School District, Type and by Subject Area
July 1, 2016 to June 30, 2017

Note: Counties with no Intern Credentials, Permits or Waivers are not included in this table.

County	School District	Credential Name	Subject Area	Intern Credentials - Total	Permits - Total	Waivers - Total	Total Interns, Permits and Waivers	
Sacramento	GATEWAY INTERNATIONAL	School District Total		1	0	0	1	
	LAND PARK ACADEMY	Education Specialist Instruction Credential	Moderate/Severe Disabilities	1	0	0	1	
		School District Total		1	0	0	1	
	NATOMAS PACIFIC PATHWAYS PREP	Single Subject Teaching Credential	Foreign Language: Spanish	1	0	0	1	
		School District Total		1	0	0	1	
	NATOMAS UNIFIED SCHOOL DISTRICT	Multiple Subject Teaching Credential	General Subjects	1	0	0	1	
			Single Subject Teaching Credential	English	1	4	0	5
				Foreign Language: Spanish	0	4	0	4
				General Science (Foundational-Level)	1	0	0	1
				Health Science	0	1	0	1
				Mathematics	0	1	0	1
				Physical Education	1	1	0	2
				Science: Biological Sciences	2	0	0	2
				Science: Chemistry	4	1	0	5
				Science: Geosciences	1	0	0	1
				Science: Physics	1	1	0	2
				Education Specialist Instruction Credential	Mild/Moderate Disabilities	3	2	0
	Moderate/Severe Disabilities	0	1		0	1		

TABLE 5C
Distribution of Intern Credentials, Permits and Waivers by County, School District, Type and by Subject Area
July 1, 2016 to June 30, 2017

Note: Counties with no Intern Credentials, Permits or Waivers are not included in this table.

County	School District	Credential Name	Subject Area	Intern Credentials - Total	Permits - Total	Waivers - Total	Total Interns, Permits and Waivers
Sacramento	NATOMAS UNIFIED SCHOOL DISTRICT	School District Total		15	16	0	31
	OAK PARK PREPARATORY ACADEMY	Single Subject Teaching Credential	Physical Education	0	1	0	1
			Social Science	0	1	0	1
		Education Specialist Instruction Credential	Mild/Moderate Disabilities	0	2	0	2
		School District Total		0	4	0	4
	ODYSSEY LEARNING CENTER	Education Specialist Instruction Credential	Moderate/Severe Disabilities	1	0	0	1
		School District Total		1	0	0	1
	OPTIONS FOR YOUTH - SAN JUAN	Single Subject Teaching Credential	Science: Physics	1	0	0	1
			Social Science	1	0	0	1
		School District Total		2	0	0	2
	PARAMOUNT COLLEGIATE ACADEMY	Single Subject Teaching Credential	Mathematics	0	1	0	1
			Science: Chemistry	0	1	0	1
		Education Specialist Instruction Credential	Mild/Moderate Disabilities	0	1	0	1
		School District Total		0	3	0	3
	POINT QUEST EDUCATION, INC.	Education Specialist Instruction Credential	Mild/Moderate Disabilities	3	2	0	5
			Moderate/Severe Disabilities	2	0	0	2
		School District Total		5	2	0	7
	RIVER DELTA UNIFIED SCHOOL DISTRICT	Multiple Subject Teaching Credential	General Subjects	3	0	0	3

TABLE 5C
Distribution of Intern Credentials, Permits and Waivers by County, School District, Type and by Subject Area
July 1, 2016 to June 30, 2017

Note: Counties with no Intern Credentials, Permits or Waivers are not included in this table.

County	School District	Credential Name	Subject Area	Intern Credentials - Total	Permits - Total	Waivers - Total	Total Interns, Permits and Waivers	
Sacramento	RIVER DELTA UNIFIED SCHOOL DISTRICT	Single Subject Teaching Credential	Agriculture	1	0	0	1	
			Art	1	0	0	1	
			Business	0	1	0	1	
			English	0	1	0	1	
			Mathematics	0	1	1	2	
			Physical Education	0	1	0	1	
			Science: Chemistry	1	0	0	1	
			Science: Physics	0	0	1	1	
			Education Specialist Instruction Credential	Mild/Moderate Disabilities	0	1	0	1
	School District Total				6	5	2	13
	ROBLA ELEMENTARY	Multiple Subject Teaching Credential	General Subjects		1	0	0	1
				School District Total				1
	SACRAMENTO ACADEMIC AND VOCATIONAL ACADEMY (SAVA)	Single Subject Teaching Credential	English		1	0	0	1
				School District Total				1
	SACRAMENTO CHARTER HIGH	Single Subject Teaching Credential	English		1	2	0	3
				Foreign Language: Spanish	0	1	0	1
				Mathematics	0	1	0	1
Mathematics (Foundational-Level)				1	0	0	1	

TABLE 5C
Distribution of Intern Credentials, Permits and Waivers by County, School District, Type and by Subject Area
July 1, 2016 to June 30, 2017

Note: Counties with no Intern Credentials, Permits or Waivers are not included in this table.

County	School District	Credential Name	Subject Area	Intern Credentials - Total	Permits - Total	Waivers - Total	Total Interns, Permits and Waivers	
Sacramento	SACRAMENTO CHARTER HIGH	Single Subject Teaching Credential	Science: Biological Sciences	0	2	0	2	
			Social Science	0	1	0	1	
		Education Specialist Instruction Credential	Mild/Moderate Disabilities	0	1	0	1	
		School District Total			2	8	0	10
	SACRAMENTO CITY UNIFIED SCHOOL DISTRICT	Multiple Subject Teaching Credential	General Subjects	32	30	0	62	
			Single Subject Teaching Credential	English	2	6	0	8
				Foreign Language: French	0	1	0	1
				Foreign Language: Latin	0	1	0	1
				Foreign Language: Mandarin	1	0	0	1
				Foreign Language: Spanish	1	3	0	4
				General Science (Foundational-Level)	1	0	0	1
				Health Science	0	2	0	2
				Industrial and Technology Education	0	1	0	1
				Mathematics	3	4	0	7
				Mathematics (Foundational-Level)	3	0	0	3
Music	0	1	0	1				
Physical Education	0	2	0	2				
Science: Biological Sciences	3	3	0	6				

TABLE 5C
Distribution of Intern Credentials, Permits and Waivers by County, School District, Type and by Subject Area
July 1, 2016 to June 30, 2017

Note: Counties with no Intern Credentials, Permits or Waivers are not included in this table.

County	School District	Credential Name	Subject Area	Intern Credentials - Total	Permits - Total	Waivers - Total	Total Interns, Permits and Waivers	
Sacramento	SACRAMENTO CITY UNIFIED SCHOOL DISTRICT	Single Subject Teaching Credential	Science: Chemistry	3	2	0	5	
			Science: Geosciences	0	3	0	3	
			Science: Physics	0	4	0	4	
			Social Science	0	2	0	2	
		Education Specialist Instruction Credential	Early Childhood Special Education	0	1	0	1	
			Mild/Moderate Disabilities	21	9	0	30	
			Moderate/Severe Disabilities	3	3	0	6	
	School District Total				73	78	0	151
	SACRAMENTO COUNTY OFFICE OF EDUCATION	Multiple Subject Teaching Credential	General Subjects	0	2	0	2	
			School District Total				0	2
	SAN JUAN UNIFIED SCHOOL DISTRICT	Multiple Subject Teaching Credential	General Subjects	4	7	0	11	
			Single Subject Teaching Credential	Art	2	2	0	4
				English	2	4	0	6
Health Science				0	1	0	1	
Industrial and Technology Education				0	2	0	2	
Mathematics				0	2	0	2	
Mathematics (Foundational-Level)				1	1	0	2	
Music				1	2	0	3	

TABLE 5C
Distribution of Intern Credentials, Permits and Waivers by County, School District, Type and by Subject Area
July 1, 2016 to June 30, 2017

Note: Counties with no Intern Credentials, Permits or Waivers are not included in this table.

County	School District	Credential Name	Subject Area	Intern Credentials - Total	Permits - Total	Waivers - Total	Total Interns, Permits and Waivers		
Sacramento	SAN JUAN UNIFIED SCHOOL DISTRICT	Single Subject Teaching Credential	Physical Education	4	4	0	8		
			Science: Biological Sciences	0	1	0	1		
			Science: Geosciences	0	1	0	1		
			Science: Physics	0	1	0	1		
		Education Specialist Instruction Credential	Early Childhood Special Education	0	1	0	1		
			Mild/Moderate Disabilities	7	3	0	10		
			Moderate/Severe Disabilities	8	4	0	12		
			Physical and Health Impairments	0	1	0	1		
		School District Total				29	37	0	66
		SIERRA SCHOOL AT EASTERN	Education Specialist Instruction Credential	Mild/Moderate Disabilities	1	5	0	6	
	Moderate/Severe Disabilities			0	2	0	2		
	School District Total				1	7	0	8	
	SOL AUREUS COLLEGE PREPARATORY	Multiple Subject Teaching Credential	General Subjects	1	0	0	1		
		School District Total				1	0	0	1
	ST. HOPE PUBLIC SCHOOL	Multiple Subject Teaching Credential	General Subjects	2	1	0	3		
Single Subject Teaching Credential		English	1	0	0	1			
		Foreign Language: Spanish	1	0	0	1			
		Science: Biological Sciences	1	0	0	1			

TABLE 5C
Distribution of Intern Credentials, Permits and Waivers by County, School District, Type and by Subject Area
July 1, 2016 to June 30, 2017

Note: Counties with no Intern Credentials, Permits or Waivers are not included in this table.

County	School District	Credential Name	Subject Area	Intern Credentials - Total	Permits - Total	Waivers - Total	Total Interns, Permits and Waivers
Sacramento	ST. HOPE PUBLIC SCHOOL	Single Subject Teaching Credential	Social Science	0	1	0	1
		Education Specialist Instruction Credential	Mild/Moderate Disabilities	1	1	0	2
		School District Total			6	3	0
	ST. HOPE PUBLIC SCHOOL 7	Multiple Subject Teaching Credential	General Subjects	2	0	0	2
		Single Subject Teaching Credential	English	0	1	0	1
			Physical Education	2	0	0	2
			Social Science	0	1	0	1
		Education Specialist Instruction Credential	Mild/Moderate Disabilities	1	0	0	1
	School District Total			5	2	0	7
	TWIN RIVERS UNIFIED SCHOOL DISTRICT	Multiple Subject Teaching Credential	General Subjects	10	8	0	18
		Single Subject Teaching Credential	Art	0	3	0	3
			English	1	1	0	2
			Foreign Language: Spanish	0	1	0	1
			General Science (Foundational-Level)	2	0	0	2
			Health Science	0	1	0	1
Mathematics			1	1	0	2	
Music			0	1	0	1	
Physical Education	1	3	0	4			

TABLE 5C
Distribution of Intern Credentials, Permits and Waivers by County, School District, Type and by Subject Area
July 1, 2016 to June 30, 2017

Note: Counties with no Intern Credentials, Permits or Waivers are not included in this table.

County	School District	Credential Name	Subject Area	Intern Credentials - Total	Permits - Total	Waivers - Total	Total Interns, Permits and Waivers		
Sacramento	TWIN RIVERS UNIFIED SCHOOL DISTRICT	Single Subject Teaching Credential	Science: Biological Sciences	0	1	0	1		
			Science: Chemistry	1	1	0	2		
			Science: Geosciences	1	0	0	1		
			Social Science	1	1	0	2		
		Education Specialist Instruction Credential	Early Childhood Special Education	1	1	0	2		
			Mild/Moderate Disabilities	8	3	0	11		
			Moderate/Severe Disabilities	1	1	0	2		
			Physical and Health Impairments	0	2	0	2		
		School District Total				28	29	0	57
		Total				226	258	3	487
San Benito	AROMAS/SAN JUAN UNIFIED SCHOOL DISTRICT	Multiple Subject Teaching Credential	General Subjects	2	0	0	2		
		Single Subject Teaching Credential	Mathematics	0	1	0	1		
		School District Total				2	1	0	3
	HOLLISTER ELEMENTARY	Multiple Subject Teaching Credential	General Subjects	4	8	0	12		
		Education Specialist Instruction Credential	Mild/Moderate Disabilities	1	2	0	3		
			Moderate/Severe Disabilities	0	1	0	1		
		School District Total				5	11	0	16
	HOLLISTER PREP	Multiple Subject Teaching Credential	General Subjects	1	0	0	1		

TABLE 5C
Distribution of Intern Credentials, Permits and Waivers by County, School District, Type and by Subject Area
July 1, 2016 to June 30, 2017

Note: Counties with no Intern Credentials, Permits or Waivers are not included in this table.

County	School District	Credential Name	Subject Area	Intern Credentials - Total	Permits - Total	Waivers - Total	Total Interns, Permits and Waivers	
San Benito	HOLLISTER PREP	School District Total		1	0	0	1	
		NORTH COUNTY JOINT UNION ELEMENTARY SCHOOL DISTRICT	Multiple Subject Teaching Credential	General Subjects	0	1	0	1
	Education Specialist Instruction Credential		Mild/Moderate Disabilities	1	0	0	1	
	School District Total		1	1	0	2		
	SAN BENITO COUNTY OFFICE OF EDUCATION	Single Subject Teaching Credential	Foreign Language: Spanish	1	0	0	1	
		Education Specialist Instruction Credential	Mild/Moderate Disabilities	1	0	0	1	
		School District Total		2	0	0	2	
	SAN BENITO HIGH SCHOOL DISTRICT	Single Subject Teaching Credential	Business		0	1	0	1
			English		2	1	0	3
			Foreign Language: American Sign Language		1	0	0	1
			Mathematics		0	2	0	2
			Science: Biological Sciences		0	1	0	1
			Science: Chemistry		1	0	0	1
		Education Specialist Instruction Credential	Mild/Moderate Disabilities		3	2	0	5
			Moderate/Severe Disabilities		0	1	0	1
		School District Total		7	8	0	15	
	SOUTHSIDE ELEMENTARY SCHOOL DISTRICT	Multiple Subject Teaching Credential	General Subjects	1	0	0	1	
		School District Total		1	0	0	1	

TABLE 5C
Distribution of Intern Credentials, Permits and Waivers by County, School District, Type and by Subject Area
July 1, 2016 to June 30, 2017

Note: Counties with no Intern Credentials, Permits or Waivers are not included in this table.

County	School District	Credential Name	Subject Area	Intern Credentials - Total	Permits - Total	Waivers - Total	Total Interns, Permits and Waivers
San Benito	Total			19	21	0	40
San Bernardino	ACADEMY FOR ACADEMIC EXCELLENCE (CHARTER)	Multiple Subject Teaching Credential	General Subjects	0	2	0	2
		Single Subject Teaching Credential	Music	0	1	0	1
			Social Science	0	1	0	1
		School District Total			0	4	0
	ADELANTO ELEMENTARY SCHOOL DISTRICT	Multiple Subject Teaching Credential	General Subjects	4	18	0	22
		Single Subject Teaching Credential	Art	0	1	0	1
			Industrial and Technology Education	0	1	0	1
			Mathematics	0	1	0	1
			Physical Education	1	0	0	1
		Education Specialist Instruction Credential	Mild/Moderate Disabilities	2	2	0	4
			Moderate/Severe Disabilities	1	0	0	1
	School District Total			8	23	0	31
	ALTA LOMA ELEMENTARY	Multiple Subject Teaching Credential	General Subjects	0	1	0	1
		School District Total			0	1	0
	ALTUS ACADEMY	Education Specialist Instruction Credential	Mild/Moderate Disabilities	1	0	0	1
		School District Total			1	0	0
APPLE VALLEY UNIFIED SCHOOL DISTRICT	Multiple Subject Teaching Credential	General Subjects	8	14	0	22	

TABLE 5C
Distribution of Intern Credentials, Permits and Waivers by County, School District, Type and by Subject Area
July 1, 2016 to June 30, 2017

Note: Counties with no Intern Credentials, Permits or Waivers are not included in this table.

County	School District	Credential Name	Subject Area	Intern Credentials - Total	Permits - Total	Waivers - Total	Total Interns, Permits and Waivers
San Bernardino	APPLE VALLEY UNIFIED SCHOOL DISTRICT	Single Subject Teaching Credential	English	1	1	0	2
			Industrial and Technology Education	1	0	0	1
			Mathematics	0	1	0	1
			Science: Biological Sciences	1	1	1	3
			Science: Chemistry	1	0	0	1
			Science: Geosciences	0	1	0	1
			Social Science	1	1	0	2
		Education Specialist Instruction Credential	Mild/Moderate Disabilities	0	5	0	5
		Moderate/Severe Disabilities	0	2	0	2	
	School District Total			13	26	1	40
	BALLINGTON ACADEMY FOR THE ARTS AND SCIENCES - SAN BERNARDINO	Multiple Subject Teaching Credential	General Subjects	0	1	0	1
			School District Total			0	1
	BARSTOW UNIFIED SCHOOL DISTRICT	Multiple Subject Teaching Credential	General Subjects	1	7	0	8
Single Subject Teaching Credential			English	0	3	0	3
			General Science (Foundational-Level)	0	2	0	2
			Mathematics	1	1	0	2
			Mathematics (Foundational-Level)	0	4	0	4
			Science: Biological Sciences	0	1	0	1

TABLE 5C
Distribution of Intern Credentials, Permits and Waivers by County, School District, Type and by Subject Area
July 1, 2016 to June 30, 2017

Note: Counties with no Intern Credentials, Permits or Waivers are not included in this table.

County	School District	Credential Name	Subject Area	Intern Credentials - Total	Permits - Total	Waivers - Total	Total Interns, Permits and Waivers
San Bernardino	BARSTOW UNIFIED SCHOOL DISTRICT	Single Subject Teaching Credential	Science: Chemistry	0	2	0	2
		Education Specialist Instruction Credential	Mild/Moderate Disabilities	1	3	0	4
		School District Total		3	23	0	26
	BEAR VALLEY UNIFIED SCHOOL DISTRICT	Education Specialist Instruction Credential	Mild/Moderate Disabilities	0	1	0	1
		School District Total		0	1	0	1
	BRIGHT FUTURES ACADEMY, APPLE VALLEY	Education Specialist Instruction Credential	Mild/Moderate Disabilities	1	0	0	1
		School District Total		1	0	0	1
	CASA RAMONA ACADEMY FOR TECHNOLOGY, COMMUNITY, AND EDUCATION	Multiple Subject Teaching Credential	General Subjects	2	4	0	6
		School District Total		2	4	0	6
	CENTRAL ELEMENTARY	Single Subject Teaching Credential	Music	1	0	0	1
		School District Total		1	0	0	1
	CHAFFEY JOINT UNION HIGH SCHOOL DISTRICT	Single Subject Teaching Credential	Foreign Language: Spanish	1	1	0	2
		Education Specialist Instruction Credential	Moderate/Severe Disabilities	1	0	0	1
		School District Total		2	1	0	3
	CHINO VALLEY UNIFIED SCHOOL DISTRICT	Single Subject Teaching Credential	Industrial and Technology Education	0	1	0	1
			Physical Education	0	2	0	2
Education Specialist Instruction Credential		Mild/Moderate Disabilities	4	1	0	5	
		Moderate/Severe Disabilities	1	0	0	1	

TABLE 5C
Distribution of Intern Credentials, Permits and Waivers by County, School District, Type and by Subject Area
July 1, 2016 to June 30, 2017

Note: Counties with no Intern Credentials, Permits or Waivers are not included in this table.

County	School District	Credential Name	Subject Area	Intern Credentials - Total	Permits - Total	Waivers - Total	Total Interns, Permits and Waivers
San Bernardino	CHINO VALLEY UNIFIED SCHOOL DISTRICT	School District Total		5	4	0	9
	COLTON JOINT UNIFIED SCHOOL DISTRICT	Single Subject Teaching Credential	English	1	0	0	1
			General Science (Foundational-Level)	0	1	0	1
			Industrial and Technology Education	0	1	0	1
			Mathematics	2	0	0	2
			Mathematics (Foundational-Level)	2	0	0	2
			Science: Biological Sciences	1	0	0	1
			Science: Chemistry	1	0	0	1
		Education Specialist Instruction Credential	Mild/Moderate Disabilities	2	4	0	6
			Moderate/Severe Disabilities	0	1	0	1
	School District Total			9	7	0	16
	CUCAMONGA ELEMENTARY SCHOOL DISTRICT	Single Subject Teaching Credential	Music	0	1	0	1
		School District Total		0	1	0	1
	DESERT TRAILS PREPARATORY ACADEMY	Multiple Subject Teaching Credential	General Subjects	1	3	0	4
		School District Total		1	3	0	4
	ETIWANDA ELEMENTARY SCHOOL DISTRICT	Multiple Subject Teaching Credential	General Subjects	2	1	0	3
		Education Specialist Instruction Credential	Early Childhood Special Education	1	0	0	1
			Mild/Moderate Disabilities	2	1	0	3

TABLE 5C
Distribution of Intern Credentials, Permits and Waivers by County, School District, Type and by Subject Area
July 1, 2016 to June 30, 2017

Note: Counties with no Intern Credentials, Permits or Waivers are not included in this table.

County	School District	Credential Name	Subject Area	Intern Credentials - Total	Permits - Total	Waivers - Total	Total Interns, Permits and Waivers
San Bernardino	ETIWANDA ELEMENTARY SCHOOL DISTRICT	School District Total		5	2	0	7
		ETIWANDA SCHOOL DISTRICT	Education Specialist Instruction Credential	Mild/Moderate Disabilities	2	0	0
		School District Total		2	0	0	2
	EXCELSIOR EDUCATION CENTER (CHARTER)	Single Subject Teaching Credential	General Science (Foundational-Level)	1	0	0	1
			Science: Physics	0	1	0	1
		Education Specialist Instruction Credential	Mild/Moderate Disabilities	0	2	0	2
		School District Total		1	3	0	4
	FONTANA UNIFIED SCHOOL DISTRICT	Multiple Subject Teaching Credential	General Subjects	1	0	0	1
		Single Subject Teaching Credential	Foreign Language: Spanish	1	1	0	2
			Mathematics (Foundational-Level)	1	0	0	1
			Music	0	1	0	1
			Science: Biological Sciences	1	0	0	1
			Science: Chemistry	1	0	0	1
		Education Specialist Instruction Credential	Deaf and Hard-of-Hearing	0	1	0	1
			Mild/Moderate Disabilities	6	0	0	6
			Visual Impairments	0	2	0	2
	School District Total		11	5	0	16	
	GROVE CHARTER SCHOOL (CHARTER)	Education Specialist Instruction Credential	Mild/Moderate Disabilities	0	1	0	1

TABLE 5C
Distribution of Intern Credentials, Permits and Waivers by County, School District, Type and by Subject Area
July 1, 2016 to June 30, 2017

Note: Counties with no Intern Credentials, Permits or Waivers are not included in this table.

County	School District	Credential Name	Subject Area	Intern Credentials - Total	Permits - Total	Waivers - Total	Total Interns, Permits and Waivers	
San Bernardino	GROVE CHARTER SCHOOL (CHARTER)	School District Total		0	1	0	1	
		HELENDALE SCHOOL DISTRICT	Single Subject Teaching Credential	Mathematics	0	1	0	1
	Physical Education			1	1	0	2	
	Social Science			0	1	0	1	
	School District Total		1	3	0	4		
	HERITAGE K-8 CHARTER SCHOOL	Multiple Subject Teaching Credential	General Subjects	1	0	0	1	
		School District Total		1	0	0	1	
	HESPERIA UNIFIED SCHOOL DISTRICT	Multiple Subject Teaching Credential	General Subjects		5	8	0	13
			Single Subject Teaching Credential	Art	0	1	0	1
				English	3	3	1	7
				Foreign Language: Spanish	2	0	0	2
				General Science (Foundational-Level)	1	1	0	2
				Mathematics	3	3	0	6
				Mathematics (Foundational-Level)	0	1	0	1
				Science: Biological Sciences	2	3	0	5
			Education Specialist Instruction Credential	Mild/Moderate Disabilities	4	10	1	15
				Moderate/Severe Disabilities	1	5	3	9
	School District Total		21	35	5	61		

TABLE 5C
Distribution of Intern Credentials, Permits and Waivers by County, School District, Type and by Subject Area
July 1, 2016 to June 30, 2017

Note: Counties with no Intern Credentials, Permits or Waivers are not included in this table.

County	School District	Credential Name	Subject Area	Intern Credentials - Total	Permits - Total	Waivers - Total	Total Interns, Permits and Waivers
San Bernardino	INLAND LEADERS CHARTER	Education Specialist Instruction Credential	Mild/Moderate Disabilities	1	0	0	1
		School District Total		1	0	0	1
	JULIAN CHARTER SCHOOL	Education Specialist Instruction Credential	Mild/Moderate Disabilities	1	0	0	1
		School District Total		1	0	0	1
	LAVERNE ELEMENTARY PREPARATORY ACADEMY	Multiple Subject Teaching Credential	General Subjects	0	2	0	2
		School District Total		0	2	0	2
	LUCERNE VALLEY UNIFIED SCHOOL DISTRICT	Multiple Subject Teaching Credential	General Subjects	1	2	0	3
		Single Subject Teaching Credential	Foreign Language: Spanish	0	1	0	1
		Education Specialist Instruction Credential	Mild/Moderate Disabilities	1	1	0	2
		School District Total		2	4	0	6
	MOJAVE RIVER ACADEMY	Multiple Subject Teaching Credential	General Subjects	0	1	0	1
		Single Subject Teaching Credential	Science: Biological Sciences	0	1	0	1
		School District Total		0	2	0	2
	MORONGO UNIFIED SCHOOL DISTRICT	Multiple Subject Teaching Credential	General Subjects	2	2	0	4
		Single Subject Teaching Credential	Art	0	1	0	1
			Physical Education	0	1	0	1
			Science: Geosciences	0	1	0	1
			Social Science	1	0	0	1

TABLE 5C
Distribution of Intern Credentials, Permits and Waivers by County, School District, Type and by Subject Area
July 1, 2016 to June 30, 2017

Note: Counties with no Intern Credentials, Permits or Waivers are not included in this table.

County	School District	Credential Name	Subject Area	Intern Credentials - Total	Permits - Total	Waivers - Total	Total Interns, Permits and Waivers
San Bernardino	MORONGO UNIFIED SCHOOL DISTRICT	Education Specialist Instruction Credential	Mild/Moderate Disabilities	1	3	0	4
			Moderate/Severe Disabilities	0	4	0	4
		School District Total			4	12	0
	MOUNTAIN VIEW ELEMENTARY	Multiple Subject Teaching Credential	General Subjects	2	0	0	2
		School District Total			2	0	0
	MT. BALDY JOINT SCHOOL DISTRICT	Multiple Subject Teaching Credential	General Subjects	0	1	0	1
		School District Total			0	1	0
	NORTON SPACE AND AERONAUTICS ACADEMY	Single Subject Teaching Credential	Mathematics (Foundational-Level)	0	1	0	1
		School District Total			0	1	0
	ONTARIO-MONTCLAIR SCHOOL DISTRICT	Multiple Subject Teaching Credential	General Subjects	2	1	0	3
		Single Subject Teaching Credential	General Science (Foundational-Level)	0	1	0	1
			Music	1	0	0	1
		Education Specialist Instruction Credential	Mild/Moderate Disabilities	5	3	1	9
			Moderate/Severe Disabilities	2	1	0	3
	School District Total			10	6	1	17
	OPTIONS FOR YOUTH-VICTORILLE CHARTER	Multiple Subject Teaching Credential	General Subjects	1	0	0	1
		Single Subject Teaching Credential	Mathematics (Foundational-Level)	1	0	0	1
Education Specialist Instruction Credential		Mild/Moderate Disabilities	1	0	0	1	

TABLE 5C
Distribution of Intern Credentials, Permits and Waivers by County, School District, Type and by Subject Area
July 1, 2016 to June 30, 2017

Note: Counties with no Intern Credentials, Permits or Waivers are not included in this table.

County	School District	Credential Name	Subject Area	Intern Credentials - Total	Permits - Total	Waivers - Total	Total Interns, Permits and Waivers	
San Bernardino	OPTIONS FOR YOUTH-VICTORILLE CHARTER	School District Total		3	0	0	3	
	ORO GRANDE ELEMENTARY SCHOOL DISTRICT	Multiple Subject Teaching Credential	General Subjects	0	3	0	3	
		Single Subject Teaching Credential	Art		0	1	0	1
			English		0	1	0	1
			General Science (Foundational-Level)		0	1	0	1
			Physical Education		1	1	0	2
			Social Science		1	0	0	1
		School District Total		2	7	0	9	
	PATHWAYS TO COLLEGE	Multiple Subject Teaching Credential	General Subjects	0	1	0	1	
		Education Specialist Instruction Credential	Mild/Moderate Disabilities	1	0	0	1	
		School District Total		1	1	0	2	
	REDLANDS UNIFIED SCHOOL DISTRICT	Single Subject Teaching Credential	Home Economics	0	1	0	1	
			Mathematics	2	0	0	2	
		Education Specialist Instruction Credential	Mild/Moderate Disabilities	0	1	0	1	
		School District Total		2	2	0	4	
	RIALTO UNIFIED SCHOOL DISTRICT	Multiple Subject Teaching Credential	General Subjects	2	6	0	8	
		Single Subject Teaching Credential	English	1	1	0	2	
			Mathematics	1	0	0	1	

TABLE 5C
Distribution of Intern Credentials, Permits and Waivers by County, School District, Type and by Subject Area
July 1, 2016 to June 30, 2017

Note: Counties with no Intern Credentials, Permits or Waivers are not included in this table.

County	School District	Credential Name	Subject Area	Intern Credentials - Total	Permits - Total	Waivers - Total	Total Interns, Permits and Waivers
San Bernardino	RIALTO UNIFIED SCHOOL DISTRICT	Single Subject Teaching Credential	Mathematics (Foundational-Level)	1	0	0	1
			Science: Biological Sciences	0	1	0	1
			Science: Chemistry	0	1	0	1
		Education Specialist Instruction Credential	Mild/Moderate Disabilities	1	3	0	4
			Moderate/Severe Disabilities	1	1	0	2
		School District Total			7	13	0
	RIM OF THE WORLD UNIFIED SCHOOL DISTRICT	Education Specialist Instruction Credential	Moderate/Severe Disabilities	0	2	0	2
		School District Total			0	2	0
	RIVERSIDE PREPARATORY	Multiple Subject Teaching Credential	General Subjects	0	2	0	2
			Single Subject Teaching Credential	Art	0	1	0
		Single Subject Teaching Credential	English	0	2	0	2
			Mathematics	0	1	0	1
			Music	1	0	0	1
		School District Total			1	6	0
SAN BERNARDINO CITY UNIFIED SCHOOL DISTRICT	Multiple Subject Teaching Credential	General Subjects	7	1	0	8	
		Single Subject Teaching Credential	Art	0	1	0	1
	Single Subject Teaching Credential	Chemistry (Specialized)	2	0	0	2	
		English	4	3	0	7	

TABLE 5C
Distribution of Intern Credentials, Permits and Waivers by County, School District, Type and by Subject Area
July 1, 2016 to June 30, 2017

Note: Counties with no Intern Credentials, Permits or Waivers are not included in this table.

County	School District	Credential Name	Subject Area	Intern Credentials - Total	Permits - Total	Waivers - Total	Total Interns, Permits and Waivers	
San Bernardino	SAN BERNARDINO CITY UNIFIED SCHOOL DISTRICT	Single Subject Teaching Credential	General Science (Foundational-Level)	3	0	0	3	
			Mathematics	2	5	1	8	
			Mathematics (Foundational-Level)	0	1	0	1	
			Science: Biological Sciences	1	1	0	2	
			Science: Chemistry	0	3	1	4	
			Science: Physics	1	3	0	4	
			Social Science	1	1	0	2	
		Education Specialist Instruction Credential	Early Childhood Special Education	2	0	0	2	
			Mild/Moderate Disabilities	9	11	0	20	
			Moderate/Severe Disabilities	3	5	0	8	
	School District Total				35	35	2	72
	SAN BERNARDINO COUNTY OFFICE OF EDUCATION	Multiple Subject Teaching Credential	General Subjects	1	3	0	4	
		Education Specialist Instruction Credential	Early Childhood Special Education	0	1	0	1	
			Mild/Moderate Disabilities	2	2	0	4	
Moderate/Severe Disabilities			1	1	0	2		
Physical and Health Impairments			0	1	0	1		
Visual Impairments			0	1	0	1		
School District Total				4	9	0	13	

TABLE 5C
Distribution of Intern Credentials, Permits and Waivers by County, School District, Type and by Subject Area
July 1, 2016 to June 30, 2017

Note: Counties with no Intern Credentials, Permits or Waivers are not included in this table.

County	School District	Credential Name	Subject Area	Intern Credentials - Total	Permits - Total	Waivers - Total	Total Interns, Permits and Waivers
San Bernardino	SILVER VALLEY UNIFIED SCHOOL DISTRICT	Multiple Subject Teaching Credential	General Subjects	2	7	1	10
		Single Subject Teaching Credential	English	1	1	0	2
		Education Specialist Instruction Credential	Early Childhood Special Education	0	1	0	1
			Moderate/Severe Disabilities	0	4	1	5
		School District Total			3	13	2
	SNOWLINE JOINT UNIFIED SCHOOL DISTRICT	Multiple Subject Teaching Credential	General Subjects	1	4	0	5
		Single Subject Teaching Credential	English	2	0	0	2
			Science: Biological Sciences	0	1	0	1
		Education Specialist Instruction Credential	Mild/Moderate Disabilities	2	3	0	5
			Moderate/Severe Disabilities	1	2	0	3
		School District Total			6	10	0
	SOAR CHARTER ACADEMY	Multiple Subject Teaching Credential	General Subjects	0	2	0	2
		Single Subject Teaching Credential	Social Science	1	0	0	1
		School District Total			1	2	0
	SPECTRUM CENTER SCHOOLS - CHINO HILLS	Education Specialist Instruction Credential	Mild/Moderate Disabilities	1	0	0	1
			Moderate/Severe Disabilities	1	0	0	1
		School District Total			2	0	0
	SPECTRUM CENTER SCHOOLS - SAN	Education Specialist Instruction Credential	Mild/Moderate Disabilities	1	0	0	1

TABLE 5C
Distribution of Intern Credentials, Permits and Waivers by County, School District, Type and by Subject Area
July 1, 2016 to June 30, 2017

Note: Counties with no Intern Credentials, Permits or Waivers are not included in this table.

County	School District	Credential Name	Subject Area	Intern Credentials - Total	Permits - Total	Waivers - Total	Total Interns, Permits and Waivers
San Bernardino	SPECTRUM CENTER SCHOOLS - SAN BERNARDINO	School District Total		1	0	0	1
	SUMMIT LEADERSHIP ACADEMY-HIGH DESERT	Education Specialist Instruction Credential	Mild/Moderate Disabilities	1	0	0	1
		School District Total		1	0	0	1
	TRONA JOINT UNIFIED SCHOOL DISTRICT	Multiple Subject Teaching Credential	General Subjects	1	0	0	1
		Single Subject Teaching Credential	Art	0	1	0	1
		Education Specialist Instruction Credential	Mild/Moderate Disabilities	0	1	0	1
		School District Total		1	2	0	3
	UPLAND UNIFIED SCHOOL DISTRICT	Multiple Subject Teaching Credential	General Subjects	1	0	0	1
		Single Subject Teaching Credential	English	1	0	0	1
			Science: Biological Sciences	2	0	0	2
		Education Specialist Instruction Credential	Early Childhood Special Education	1	0	0	1
			Mild/Moderate Disabilities	5	2	0	7
		School District Total		11	3	0	14
	VICTOR ELEMENTARY SCHOOL DISTRICT	Multiple Subject Teaching Credential	General Subjects	10	36	0	46
		Education Specialist Instruction Credential	Mild/Moderate Disabilities	2	4	0	6
		School District Total		12	40	0	52
	VICTOR VALLEY UNION HIGH SCHOOL DISTRICT	Multiple Subject Teaching Credential	General Subjects	1	5	0	6

TABLE 5C
Distribution of Intern Credentials, Permits and Waivers by County, School District, Type and by Subject Area
July 1, 2016 to June 30, 2017

Note: Counties with no Intern Credentials, Permits or Waivers are not included in this table.

County	School District	Credential Name	Subject Area	Intern Credentials - Total	Permits - Total	Waivers - Total	Total Interns, Permits and Waivers
San Bernardino	VICTOR VALLEY UNION HIGH SCHOOL DISTRICT	Single Subject Teaching Credential	Art	1	0	0	1
			English	1	2	0	3
			Foreign Language: Spanish	0	1	0	1
			General Science (Foundational-Level)	0	1	0	1
			Mathematics	0	4	1	5
			Mathematics (Foundational-Level)	1	0	0	1
			Music	0	1	0	1
			Physical Education	1	1	0	2
			Social Science	0	1	0	1
			School District Total	10	18	1	29
	YUCAIPA-CALIMESA JOINT UNIFIED	Single Subject Teaching Credential	Art	0	1	0	1
			Science: Biological Sciences	0	1	0	1
		Education Specialist Instruction Credential	Mild/Moderate Disabilities	0	2	0	2
			Moderate/Severe Disabilities	0	2	0	2
		School District Total	0	6	0	6	
	Total			211	345	12	568

TABLE 5C
Distribution of Intern Credentials, Permits and Waivers by County, School District, Type and by Subject Area
July 1, 2016 to June 30, 2017

Note: Counties with no Intern Credentials, Permits or Waivers are not included in this table.

County	School District	Credential Name	Subject Area	Intern Credentials - Total	Permits - Total	Waivers - Total	Total Interns, Permits and Waivers
San Diego	ACES ACADEMY	Education Specialist Instruction Credential	Moderate/Severe Disabilities	0	1	0	1
		School District Total		0	1	0	1
	ALPINE UNION ELEMENTARY SCHOOL DISTRICT	Single Subject Teaching Credential	Foreign Language: Spanish	0	1	0	1
			Mathematics	0	2	0	2
		School District Total		0	3	0	3
	AUDEO CHARTER SCHOOL	Single Subject Teaching Credential	Mathematics	1	0	0	1
			Social Science	1	0	0	1
		School District Total		2	0	0	2
	BEACON CLASSICAL ACADEMY NATIONAL CITY	Multiple Subject Teaching Credential	General Subjects	0	1	0	1
		Education Specialist Instruction Credential	Mild/Moderate Disabilities	1	0	0	1
		School District Total		1	1	0	2
	BELLA MENTE MONTESSORI ACADEMY	Multiple Subject Teaching Credential	General Subjects	1	0	0	1
		School District Total		1	0	0	1
	BONSALL UNIFIED SCHOOL DISTRICT	Single Subject Teaching Credential	General Science (Foundational-Level)	0	1	0	1
		Education Specialist Instruction Credential	Early Childhood Special Education	0	1	0	1
			Mild/Moderate Disabilities	1	1	0	2
		School District Total		1	3	0	4
BORREGO SPRINGS UNIFIED SCHOOL	Single Subject Teaching Credential	Social Science	0	1	0	1	

TABLE 5C
Distribution of Intern Credentials, Permits and Waivers by County, School District, Type and by Subject Area
July 1, 2016 to June 30, 2017

Note: Counties with no Intern Credentials, Permits or Waivers are not included in this table.

County	School District	Credential Name	Subject Area	Intern Credentials - Total	Permits - Total	Waivers - Total	Total Interns, Permits and Waivers
San Diego	BORREGO SPRINGS UNIFIED SCHOOL DISTRICT	School District Total		0	1	0	1
	CAJON VALLEY UNION ELEMENTARY SCHOOL DISTRICT	Single Subject Teaching Credential	Business	0	1	0	1
			Mathematics (Foundational-Level)	1	0	0	1
			Physical Education	0	1	0	1
		Education Specialist Instruction Credential	Mild/Moderate Disabilities	2	4	0	6
			Moderate/Severe Disabilities	2	1	0	3
		School District Total		5	7	0	12
	CAJON VALLEY UNION SCHOOL DISTRICT	Single Subject Teaching Credential	Industrial and Technology Education	1	0	0	1
		School District Total		1	0	0	1
	CALIFORNIA VIRTUAL ACADEMY @ SAN DIEGO	Education Specialist Instruction Credential	Mild/Moderate Disabilities	5	0	0	5
		School District Total		5	0	0	5
	CARDIFF ELEMENTARY	Single Subject Teaching Credential	Physical Education	1	0	0	1
		School District Total		1	0	0	1
	CARLSBAD UNIFIED SCHOOL DISTRICT	Multiple Subject Teaching Credential	General Subjects	0	1	0	1
		Single Subject Teaching Credential	Art	0	1	0	1
			Music	0	1	0	1
		Education Specialist Instruction Credential	Moderate/Severe Disabilities	0	2	0	2
		School District Total		0	5	0	5

TABLE 5C
Distribution of Intern Credentials, Permits and Waivers by County, School District, Type and by Subject Area
July 1, 2016 to June 30, 2017

Note: Counties with no Intern Credentials, Permits or Waivers are not included in this table.

County	School District	Credential Name	Subject Area	Intern Credentials - Total	Permits - Total	Waivers - Total	Total Interns, Permits and Waivers
San Diego	CHARTER SCHOOL OF SAN DIEGO	Single Subject Teaching Credential	English	1	0	0	1
			Science: Chemistry	2	0	0	2
		Education Specialist Instruction Credential	Mild/Moderate Disabilities	2	0	0	2
		School District Total			5	0	0
	CHULA VISTA ELEMENTARY SCHOOL DISTRICT	Multiple Subject Teaching Credential	General Subjects	0	2	0	2
		Single Subject Teaching Credential	Industrial and Technology Education	0	0	1	1
			Mathematics	0	1	0	1
			Physical Education	0	1	0	1
			Science: Biological Sciences	1	0	0	1
			Social Science	1	0	0	1
		Education Specialist Instruction Credential	Early Childhood Special Education	2	1	0	3
			Mild/Moderate Disabilities	4	0	0	4
			Moderate/Severe Disabilities	1	2	0	3
		School District Total			9	7	1
	CITY HEIGHTS PREPARATORY CHARTER	Single Subject Teaching Credential	General Science (Foundational-Level)	0	1	0	1
			Mathematics	0	1	0	1
			Science: Chemistry	0	1	0	1
			Social Science	1	0	0	1

TABLE 5C
Distribution of Intern Credentials, Permits and Waivers by County, School District, Type and by Subject Area
July 1, 2016 to June 30, 2017

Note: Counties with no Intern Credentials, Permits or Waivers are not included in this table.

County	School District	Credential Name	Subject Area	Intern Credentials - Total	Permits - Total	Waivers - Total	Total Interns, Permits and Waivers
San Diego	CITY HEIGHTS PREPARATORY CHARTER	Education Specialist Instruction Credential	Mild/Moderate Disabilities	1	0	0	1
			Moderate/Severe Disabilities	0	1	0	1
		School District Total			2	4	0
	CLASSICAL ACADEMY (CHARTER)	Multiple Subject Teaching Credential	General Subjects	1	0	0	1
		School District Total			1	0	0
	COASTAL ACADEMY	Education Specialist Instruction Credential	Mild/Moderate Disabilities	1	0	0	1
		School District Total			1	0	0
	CORONADO UNIFIED SCHOOL DISTRICT	Education Specialist Instruction Credential	Early Childhood Special Education	0	1	0	1
		School District Total			0	1	0
	DEHESA CHARTER SCHOOL	Multiple Subject Teaching Credential	General Subjects	2	0	0	2
		School District Total			2	0	0
	DEL MAR UNION SCHOOL DISTRICT	Single Subject Teaching Credential	Science: Chemistry	0	1	0	1
		Education Specialist Instruction Credential	Moderate/Severe Disabilities	0	1	0	1
		School District Total			0	2	0
	DIEGO VALLEY CHARTER	Single Subject Teaching Credential	General Science (Foundational-Level)	1	0	0	1
			Science: Biological Sciences	2	0	0	2
		Education Specialist Instruction Credential	Mild/Moderate Disabilities	1	0	0	1
		School District Total			4	0	0

TABLE 5C
Distribution of Intern Credentials, Permits and Waivers by County, School District, Type and by Subject Area
July 1, 2016 to June 30, 2017

Note: Counties with no Intern Credentials, Permits or Waivers are not included in this table.

County	School District	Credential Name	Subject Area	Intern Credentials - Total	Permits - Total	Waivers - Total	Total Interns, Permits and Waivers
San Diego	E3 CIVIC HIGH	Education Specialist Instruction Credential	Mild/Moderate Disabilities	1	0	0	1
		School District Total		1	0	0	1
	EJE MIDDLE ACADEMY	Multiple Subject Teaching Credential	General Subjects	0	1	0	1
		Education Specialist Instruction Credential	Mild/Moderate Disabilities	1	0	0	1
		School District Total		1	1	0	2
	ENCINITAS UNION ELEMENTARY SCHOOL DISTRICT	Single Subject Teaching Credential	Music	1	0	0	1
		School District Total		1	0	0	1
	ENCINITAS UNION SCHOOL DISTRICT	Multiple Subject Teaching Credential	General Subjects	1	0	0	1
		School District Total		1	0	0	1
	ESCONDIDO CHARTER HIGH SCHOOL (CHARTER)	Single Subject Teaching Credential	English	0	1	0	1
			Mathematics	1	0	0	1
			Science: Biological Sciences	1	0	0	1
		School District Total		2	1	0	3
	ESCONDIDO UNION ELEMENTARY SCHOOL DISTRICT	Single Subject Teaching Credential	Physical Education	0	1	0	1
		Education Specialist Instruction Credential	Early Childhood Special Education	1	0	0	1
			Mild/Moderate Disabilities	1	2	0	3
			Moderate/Severe Disabilities	1	4	0	5
		School District Total		3	7	0	10

TABLE 5C
Distribution of Intern Credentials, Permits and Waivers by County, School District, Type and by Subject Area
July 1, 2016 to June 30, 2017

Note: Counties with no Intern Credentials, Permits or Waivers are not included in this table.

County	School District	Credential Name	Subject Area	Intern Credentials - Total	Permits - Total	Waivers - Total	Total Interns, Permits and Waivers
San Diego	ESCONDIDO UNION HIGH SCHOOL DISTRICT	Single Subject Teaching Credential	Mathematics	1	0	0	1
			Science: Biological Sciences	0	1	0	1
			Science: Chemistry	0	1	0	1
			Science: Geosciences	0	1	0	1
		Education Specialist Instruction Credential	Moderate/Severe Disabilities	0	1	0	1
			Physical and Health Impairments	0	2	0	2
		School District Total			1	6	0
	ESCONDIDO UNION SCHOOL DISTRICT	Education Specialist Instruction Credential	Mild/Moderate Disabilities	1	0	0	1
			Moderate/Severe Disabilities	2	0	0	2
		School District Total			3	0	0
	EVANGELINE ROBERTS INSTITUTE OF LEARNING	Multiple Subject Teaching Credential	General Subjects	1	0	0	1
			School District Total			1	0
	EXPLORER ELEMENTARY CHARTER SCHOOL	Multiple Subject Teaching Credential	General Subjects	1	0	0	1
			School District Total			1	0
	FALLBROOK UNION ELEMENTARY SCHOOL DISTRICT	Single Subject Teaching Credential	Art	0	2	0	2
			English	0	1	0	1
		School District Total			0	3	0
	FALLBROOK UNION HIGH SCHOOL DISTRICT	Single Subject Teaching Credential	Foreign Language: American Sign Language	1	0	0	1

TABLE 5C
Distribution of Intern Credentials, Permits and Waivers by County, School District, Type and by Subject Area
July 1, 2016 to June 30, 2017

Note: Counties with no Intern Credentials, Permits or Waivers are not included in this table.

County	School District	Credential Name	Subject Area	Intern Credentials - Total	Permits - Total	Waivers - Total	Total Interns, Permits and Waivers
San Diego	FALLBROOK UNION HIGH SCHOOL DISTRICT	Single Subject Teaching Credential	Physical Education	0	1	0	1
		Education Specialist Instruction Credential	Mild/Moderate Disabilities	0	1	0	1
		School District Total			1	2	0
	GOMPERS PREPARATORY ACADEMY	Single Subject Teaching Credential	General Science (Foundational-Level)	2	0	0	2
			Mathematics (Foundational-Level)	2	0	0	2
			Science: Chemistry	1	0	0	1
		Education Specialist Instruction Credential	Mild/Moderate Disabilities	1	0	0	1
		School District Total			6	0	0
	GROSSMONT UNION HIGH SCHOOL DISTRICT	Single Subject Teaching Credential	Mathematics	1	0	0	1
			Education Specialist Instruction Credential	Mild/Moderate Disabilities	2	1	0
			Moderate/Severe Disabilities	1	0	0	1
		School District Total			4	1	0
	GUAJOME PARK ACADEMY (CHARTER)	Single Subject Teaching Credential	Mathematics	1	0	0	1
			Mathematics (Foundational-Level)	1	0	0	1
		School District Total			2	0	0
	HARRIET TUBMAN VILLAGE SCHOOL (CHARTER)	Single Subject Teaching Credential	English	0	1	0	1
		School District Total			0	1	0
HEALTH SCIENCES HIGH AND MIDDLE COLLEGE	Education Specialist Instruction Credential	Mild/Moderate Disabilities	1	0	0	1	

TABLE 5C
Distribution of Intern Credentials, Permits and Waivers by County, School District, Type and by Subject Area
July 1, 2016 to June 30, 2017

Note: Counties with no Intern Credentials, Permits or Waivers are not included in this table.

County	School District	Credential Name	Subject Area	Intern Credentials - Total	Permits - Total	Waivers - Total	Total Interns, Permits and Waivers
San Diego	HEALTH SCIENCES HIGH AND MIDDLE COLLEGE CHARTER SCHOOL	School District Total		1	0	0	1
		Multiple Subject Teaching Credential	General Subjects	1	1	0	2
	HERITAGE DIGITAL ACADEMY CHARTER MIDDLE	School District Total		1	1	0	2
		Multiple Subject Teaching Credential	General Subjects	1	1	0	2
	HERITAGE K-8 CHARTER SCHOOL	School District Total		1	1	0	2
		Multiple Subject Teaching Credential	General Subjects	1	2	0	3
	HIGH TECH ELEMENTARY	School District Total		1	2	0	3
		Multiple Subject Teaching Credential	General Subjects	2	1	0	3
	HIGH TECH ELEMENTARY CHULA VISTA	Multiple Subject Teaching Credential	General Subjects	0	1	0	1
		Single Subject Teaching Credential	English	2	2	0	4
		School District Total		2	2	0	4
	HIGH TECH ELEMENTARY EXPLORER	Multiple Subject Teaching Credential	General Subjects	0	1	0	1
		School District Total		0	1	0	1
	HIGH TECH ELEMENTARY NORTH COUNTY	Multiple Subject Teaching Credential	General Subjects	0	1	0	1
		Education Specialist Instruction Credential	Mild/Moderate Disabilities	1	0	0	1
		School District Total		1	1	0	2
	HIGH TECH HIGH CHARTER SCHOOL	Single Subject Teaching Credential	English	2	2	0	4
			Foreign Language: Spanish	2	1	0	3
			Mathematics	0	1	0	1

TABLE 5C
Distribution of Intern Credentials, Permits and Waivers by County, School District, Type and by Subject Area
July 1, 2016 to June 30, 2017

Note: Counties with no Intern Credentials, Permits or Waivers are not included in this table.

County	School District	Credential Name	Subject Area	Intern Credentials - Total	Permits - Total	Waivers - Total	Total Interns, Permits and Waivers
San Diego	HIGH TECH HIGH CHARTER SCHOOL	Single Subject Teaching Credential	Mathematics (Foundational-Level)	0	3	0	3
			Science: Biological Sciences	1	1	0	2
			Science: Physics	1	0	0	1
			Social Science	0	7	0	7
		Education Specialist Instruction Credential	Mild/Moderate Disabilities	0	1	0	1
		School District Total		6	16	0	22
	HIGH TECH HIGH CHULA VISTA	Multiple Subject Teaching Credential	General Subjects	0	1	0	1
			Single Subject Teaching Credential	English	1	3	0
		Single Subject Teaching Credential	General Science (Foundational-Level)	0	3	0	3
			Mathematics	1	1	0	2
			Science: Biological Sciences	1	0	0	1
			Social Science	0	4	0	4
		School District Total		3	12	0	15
	HIGH TECH HIGH INTERNATIONAL	Single Subject Teaching Credential	Mathematics	0	1	0	1
			Mathematics (Foundational-Level)	1	0	0	1
			Social Science	1	1	0	2
		School District Total		2	2	0	4
	HIGH TECH HIGH MEDIA ARTS	Single Subject Teaching Credential	English	0	2	0	2

TABLE 5C
Distribution of Intern Credentials, Permits and Waivers by County, School District, Type and by Subject Area
July 1, 2016 to June 30, 2017

Note: Counties with no Intern Credentials, Permits or Waivers are not included in this table.

County	School District	Credential Name	Subject Area	Intern Credentials - Total	Permits - Total	Waivers - Total	Total Interns, Permits and Waivers	
San Diego	HIGH TECH HIGH MEDIA ARTS	Single Subject Teaching Credential	Foreign Language: Spanish	1	2	0	3	
			Social Science	1	0	0	1	
		School District Total			2	4	0	6
	HIGH TECH HIGH NORTH COUNTY	Multiple Subject Teaching Credential	General Subjects	0	1	0	1	
			Single Subject Teaching Credential	Mathematics (Foundational-Level)	0	1	0	1
				Science: Physics	1	0	0	1
				Social Science	0	2	0	2
		School District Total			1	4	0	5
	HIGH TECH MIDDLE	Multiple Subject Teaching Credential	General Subjects	2	0	0	2	
			Single Subject Teaching Credential	Art	1	0	0	1
		General Science (Foundational-Level)		1	0	0	1	
		School District Total			4	0	0	4
	HIGH TECH MIDDLE MEDIA ARTS	Multiple Subject Teaching Credential	General Subjects	1	0	0	1	
			Single Subject Teaching Credential	Art	0	1	0	1
		English		1	0	0	1	
School District Total			2	1	0	3		
HIGH TECH MIDDLE NORTH COUNTY	Multiple Subject Teaching Credential	General Subjects	1	0	0	1		
		Education Specialist Instruction Credential	Mild/Moderate Disabilities	1	0	0	1	

TABLE 5C
Distribution of Intern Credentials, Permits and Waivers by County, School District, Type and by Subject Area
July 1, 2016 to June 30, 2017

Note: Counties with no Intern Credentials, Permits or Waivers are not included in this table.

County	School District	Credential Name	Subject Area	Intern Credentials - Total	Permits - Total	Waivers - Total	Total Interns, Permits and Waivers
San Diego	HIGH TECH MIDDLE NORTH COUNTY	School District Total		2	0	0	2
	INSPIRE CHARTER SCHOOL - SOUTH	Multiple Subject Teaching Credential	General Subjects	0	1	0	1
		School District Total		0	1	0	1
	INSTITUTE FOR EFFECTIVE EDUCATION	Education Specialist Instruction Credential	Mild/Moderate Disabilities	3	0	0	3
			Moderate/Severe Disabilities	2	0	0	2
		School District Total		5	0	0	5
	JAMUL-DULZURA UNION ELEMENTARY SCHOOL DISTRICT	Education Specialist Instruction Credential	Moderate/Severe Disabilities	0	1	0	1
		School District Total		0	1	0	1
	JULIAN UNION ELEMENTARY SCHOOL DISTRICT	Education Specialist Instruction Credential	Moderate/Severe Disabilities	0	1	0	1
		School District Total		0	1	0	1
	JULIAN UNION HIGH SCHOOL DISTRICT	Education Specialist Instruction Credential	Mild/Moderate Disabilities	0	1	0	1
		School District Total		0	1	0	1
	KEILLER LEADERSHIP ACADEMY	Education Specialist Instruction Credential	Mild/Moderate Disabilities	1	0	0	1
		School District Total		1	0	0	1
	KING-CHAVEZ COMMUNITY HIGH	Single Subject Teaching Credential	Foreign Language: Spanish	0	1	0	1
			Mathematics	1	0	0	1
			Mathematics (Foundational-Level)	1	0	0	1
Science: Chemistry			0	1	0	1	

TABLE 5C
Distribution of Intern Credentials, Permits and Waivers by County, School District, Type and by Subject Area
July 1, 2016 to June 30, 2017

Note: Counties with no Intern Credentials, Permits or Waivers are not included in this table.

County	School District	Credential Name	Subject Area	Intern Credentials - Total	Permits - Total	Waivers - Total	Total Interns, Permits and Waivers
San Diego	KING-CHAVEZ COMMUNITY HIGH	School District Total		2	2	0	4
	KING/CHAVEZ ACADEMY OF EXCELLENCE	Multiple Subject Teaching Credential	General Subjects	1	1	0	2
		Single Subject Teaching Credential	Foreign Language: Spanish	0	1	0	1
		School District Total		1	2	0	3
	KING/CHAVEZ ARTS ACADEMY	Education Specialist Instruction Credential	Mild/Moderate Disabilities	1	0	0	1
		School District Total		1	0	0	1
	KING/CHAVEZ PREPARATORY ACADEMY	Education Specialist Instruction Credential	Mild/Moderate Disabilities	1	0	0	1
		School District Total		1	0	0	1
	KIPP ADELANTE PREPARATORY ACADEMY	Multiple Subject Teaching Credential	General Subjects	1	0	0	1
		Single Subject Teaching Credential	Physical Education	1	0	0	1
		School District Total		2	0	0	2
	LA MESA-SPRING VALLEY SCHOOL DISTRICT	Multiple Subject Teaching Credential	General Subjects	0	1	0	1
		Education Specialist Instruction Credential	Mild/Moderate Disabilities	2	4	0	6
			Moderate/Severe Disabilities	2	0	0	2
		School District Total		4	5	0	9
	LEMON GROVE ELEMENTARY SCHOOL DISTRICT	Single Subject Teaching Credential	Mathematics	0	1	0	1
		Education Specialist Instruction Credential	Mild/Moderate Disabilities	1	0	0	1
		School District Total		1	1	0	2

TABLE 5C
Distribution of Intern Credentials, Permits and Waivers by County, School District, Type and by Subject Area
July 1, 2016 to June 30, 2017

Note: Counties with no Intern Credentials, Permits or Waivers are not included in this table.

County	School District	Credential Name	Subject Area	Intern Credentials - Total	Permits - Total	Waivers - Total	Total Interns, Permits and Waivers	
San Diego	LITERACY FIRST CHARTER	Multiple Subject Teaching Credential	General Subjects	1	1	0	2	
		School District Total		1	1	0	2	
	MOUNTAIN EMPIRE UNIFIED SCHOOL DISTRICT	Multiple Subject Teaching Credential	General Subjects	0	1	0	1	
		Education Specialist Instruction Credential	Mild/Moderate Disabilities	0	2	0	2	
		School District Total		0	3	0	3	
	MUSEUM SCHOOL (CHARTER)	Multiple Subject Teaching Credential	General Subjects	1	0	0	1	
		Education Specialist Instruction Credential	Mild/Moderate Disabilities	1	1	0	2	
		School District Total		2	1	0	3	
	NEW BRIDGE SCHOOL	Single Subject Teaching Credential	Social Science	1	0	0	1	
		School District Total		1	0	0	1	
	O'FARRELL COMMUNITY CHARTER SCHOOL (CHARTER)	Multiple Subject Teaching Credential	General Subjects	1	0	0	1	
		Single Subject Teaching Credential	Science: Biological Sciences	1	0	0	1	
		School District Total		2	0	0	2	
	OCEANSIDE UNIFIED SCHOOL DISTRICT	Single Subject Teaching Credential	Foreign Language: American Sign Language		0	1	0	1
			General Science (Foundational-Level)		0	1	0	1
			Mathematics		1	0	0	1
			Social Science		1	0	0	1
		Education Specialist Instruction Credential	Mild/Moderate Disabilities		1	1	0	2

TABLE 5C
Distribution of Intern Credentials, Permits and Waivers by County, School District, Type and by Subject Area
July 1, 2016 to June 30, 2017

Note: Counties with no Intern Credentials, Permits or Waivers are not included in this table.

County	School District	Credential Name	Subject Area	Intern Credentials - Total	Permits - Total	Waivers - Total	Total Interns, Permits and Waivers
San Diego	OCEANSIDE UNIFIED SCHOOL DISTRICT	Education Specialist Instruction Credential	Moderate/Severe Disabilities	1	1	0	2
		School District Total			4	4	0
	POWAY UNIFIED SCHOOL DISTRICT	Multiple Subject Teaching Credential	General Subjects	0	5	0	5
		Single Subject Teaching Credential	Art	1	0	0	1
			Mathematics	0	1	0	1
			Mathematics (Foundational-Level)	0	1	0	1
		Education Specialist Instruction Credential	Mild/Moderate Disabilities	1	1	0	2
			Moderate/Severe Disabilities	1	1	0	2
		School District Total			3	9	0
	PREUSS MODEL SCHOOL UCSD (CHARTER)	Single Subject Teaching Credential	Mathematics	1	0	0	1
			Science: Biological Sciences	1	0	0	1
			Science: Chemistry	2	0	0	2
		School District Total			4	0	0
	RAMONA UNIFIED SCHOOL DISTRICT	Single Subject Teaching Credential	Mathematics	0	1	0	1
			Mathematics (Foundational-Level)	0	1	0	1
			Music	0	1	0	1
		Education Specialist Instruction Credential	Mild/Moderate Disabilities	1	0	0	1
			Moderate/Severe Disabilities	1	3	0	4

TABLE 5C
Distribution of Intern Credentials, Permits and Waivers by County, School District, Type and by Subject Area
July 1, 2016 to June 30, 2017

Note: Counties with no Intern Credentials, Permits or Waivers are not included in this table.

County	School District	Credential Name	Subject Area	Intern Credentials - Total	Permits - Total	Waivers - Total	Total Interns, Permits and Waivers
San Diego	RAMONA UNIFIED SCHOOL DISTRICT	Education Specialist Instruction Credential	Physical and Health Impairments	0	4	0	4
		School District Total		2	10	0	12
	RANCHO SANTA FE ELEMENTARY SCHOOL DISTRICT	Single Subject Teaching Credential	English	0	1	0	1
		School District Total		0	1	0	1
	SAM AND ROSE STEIN EDUCATION CENTER	Education Specialist Instruction Credential	Moderate/Severe Disabilities	1	1	0	2
		School District Total		1	1	0	2
	SAN DIEGO CENTER FOR CHILDREN	Education Specialist Instruction Credential	Mild/Moderate Disabilities	1	0	0	1
			Moderate/Severe Disabilities	1	0	0	1
		School District Total		2	0	0	2
	SAN DIEGO CITY UNIFIED SCHOOL DISTRICT	Multiple Subject Teaching Credential	General Subjects	0	4	0	4
		Single Subject Teaching Credential	Art	0	6	0	6
			English	6	7	0	13
			Foreign Language: American Sign Language	0	1	0	1
			Foreign Language: Mandarin	1	0	0	1
			Foreign Language: Portuguese	0	1	0	1
			Foreign Language: Spanish	2	4	0	6
			General Science (Foundational-Level)	1	6	0	7
Industrial and Technology Education	0	5	0	5			

TABLE 5C
Distribution of Intern Credentials, Permits and Waivers by County, School District, Type and by Subject Area
July 1, 2016 to June 30, 2017

Note: Counties with no Intern Credentials, Permits or Waivers are not included in this table.

County	School District	Credential Name	Subject Area	Intern Credentials - Total	Permits - Total	Waivers - Total	Total Interns, Permits and Waivers	
San Diego	SAN DIEGO CITY UNIFIED SCHOOL DISTRICT	Single Subject Teaching Credential	Mathematics	5	6	0	11	
			Music	1	1	0	2	
			Physical Education	0	11	0	11	
			Science: Biological Sciences	4	4	0	8	
			Science: Chemistry	0	2	0	2	
			Science: Physics	1	2	0	3	
			Social Science	0	10	0	10	
			Education Specialist Instruction Credential	Early Childhood Special Education	0	4	0	4
			Mild/Moderate Disabilities	17	8	0	25	
			Moderate/Severe Disabilities	16	32	0	48	
	Physical and Health Impairments	0	1	0	1			
	Visual Impairments	0	1	0	1			
	School District Total				54	116	0	170
	SAN DIEGO COUNTY OFFICE OF EDUCATION	Multiple Subject Teaching Credential	General Subjects	0	1	0	1	
			Education Specialist Instruction Credential	Mild/Moderate Disabilities	1	1	0	2
Visual Impairments				1	0	0	1	
School District Total				2	2	0	4	
SAN DIEGO UNIFIED SCHOOL DISTRICT	Single Subject Teaching Credential	Art	0	6	0	6		

TABLE 5C
Distribution of Intern Credentials, Permits and Waivers by County, School District, Type and by Subject Area
July 1, 2016 to June 30, 2017

Note: Counties with no Intern Credentials, Permits or Waivers are not included in this table.

County	School District	Credential Name	Subject Area	Intern Credentials - Total	Permits - Total	Waivers - Total	Total Interns, Permits and Waivers	
San Diego	SAN DIEGO UNIFIED SCHOOL DISTRICT	Single Subject Teaching Credential	Business	0	1	0	1	
			English	0	6	0	6	
			Foreign Language: Punjabi	0	1	0	1	
			Foreign Language: Spanish	0	3	0	3	
			General Science (Foundational-Level)	0	3	0	3	
			Home Economics	0	1	0	1	
			Industrial and Technology Education	0	4	0	4	
			Mathematics	0	3	0	3	
			Physical Education	0	10	0	10	
			Science: Geosciences	0	2	0	2	
			Social Science	0	2	0	2	
			Education Specialist Instruction Credential	Early Childhood Special Education	0	1	0	1
				Mild/Moderate Disabilities	0	1	0	1
				Moderate/Severe Disabilities	1	11	0	12
	Physical and Health Impairments	0		1	0	1		
	School District Total				1	56	0	57
	SAN DIEGO WORKFORCE INNOVATION HIGH	Single Subject Teaching Credential	Science: Biological Sciences	1	0	0	1	
			School District Total				1	0

TABLE 5C
Distribution of Intern Credentials, Permits and Waivers by County, School District, Type and by Subject Area
July 1, 2016 to June 30, 2017

Note: Counties with no Intern Credentials, Permits or Waivers are not included in this table.

County	School District	Credential Name	Subject Area	Intern Credentials - Total	Permits - Total	Waivers - Total	Total Interns, Permits and Waivers
San Diego	SAN DIEGUITO UNION HIGH SCHOOL DISTRICT	Single Subject Teaching Credential	Art	1	0	0	1
			Foreign Language: American Sign Language	0	1	0	1
		Education Specialist Instruction Credential	Moderate/Severe Disabilities	0	7	0	7
		School District Total			1	8	0
	SAN MARCOS UNIFIED SCHOOL DISTRICT	Single Subject Teaching Credential	Foreign Language: American Sign Language	1	1	0	2
			Foreign Language: Spanish	0	1	0	1
			Mathematics	0	1	0	1
			Mathematics (Foundational-Level)	1	0	0	1
			Social Science	0	1	0	1
		Education Specialist Instruction Credential	Mild/Moderate Disabilities	3	0	0	3
			Moderate/Severe Disabilities	1	3	0	4
	School District Total			6	7	0	13
	SAN PASQUAL UNION SCHOOL DISTRICT	Education Specialist Instruction Credential	Mild/Moderate Disabilities	0	1	0	1
		School District Total			0	1	0
	SAN YSIDRO ELEMENTARY SCHOOL DISTRICT	Single Subject Teaching Credential	General Science (Foundational-Level)	1	3	0	4
			Education Specialist Instruction Credential	Early Childhood Special Education	0	1	0
		Education Specialist Instruction Credential	Mild/Moderate Disabilities	3	2	0	5
			Moderate/Severe Disabilities	0	1	0	1

TABLE 5C
Distribution of Intern Credentials, Permits and Waivers by County, School District, Type and by Subject Area
July 1, 2016 to June 30, 2017

Note: Counties with no Intern Credentials, Permits or Waivers are not included in this table.

County	School District	Credential Name	Subject Area	Intern Credentials - Total	Permits - Total	Waivers - Total	Total Interns, Permits and Waivers
San Diego	SAN YSIDRO ELEMENTARY SCHOOL DISTRICT	School District Total		4	7	0	11
	SANTEE ELEMENTARY SCHOOL DISTRICT	Education Specialist Instruction Credential	Early Childhood Special Education	0	0	1	1
			Moderate/Severe Disabilities	2	2	0	4
		School District Total		2	2	1	5
	SCHOOL FOR ENTREPRENEURSHIP AND TECHNOLOGY	Single Subject Teaching Credential	Science: Biological Sciences	0	1	0	1
		Education Specialist Instruction Credential	Mild/Moderate Disabilities	1	0	0	1
		School District Total		1	1	0	2
	SIATECH	Single Subject Teaching Credential	Social Science	1	0	0	1
		School District Total		1	0	0	1
	SIERRA ACADEMY OF SAN DIEGO	Education Specialist Instruction Credential	Mild/Moderate Disabilities	1	0	0	1
		School District Total		1	0	0	1
	SOLANA BEACH ELEMENTARY SCHOOL DISTRICT	Single Subject Teaching Credential	Art	1	0	0	1
		School District Total		1	0	0	1
	SOUTH BAY UNION SCHOOL DISTRICT	Single Subject Teaching Credential	Mathematics (Foundational-Level)	0	1	0	1
		Education Specialist Instruction Credential	Mild/Moderate Disabilities	4	0	0	4
			Moderate/Severe Disabilities	2	0	0	2
School District Total		6	1	0	7		
SPRINGALL ACADEMY	Education Specialist Instruction Credential	Mild/Moderate Disabilities	0	1	0	1	

TABLE 5C
Distribution of Intern Credentials, Permits and Waivers by County, School District, Type and by Subject Area
July 1, 2016 to June 30, 2017

Note: Counties with no Intern Credentials, Permits or Waivers are not included in this table.

County	School District	Credential Name	Subject Area	Intern Credentials - Total	Permits - Total	Waivers - Total	Total Interns, Permits and Waivers	
San Diego	SPRINGALL ACADEMY	Education Specialist Instruction Credential	Moderate/Severe Disabilities	0	1	0	1	
		School District Total		0	2	0	2	
	SWEETWATER UNION HIGH SCHOOL DISTRICT	Single Subject Teaching Credential	Art		0	2	0	2
			Biological Sciences (Specialized)		1	0	0	1
			English		0	10	0	10
			Foreign Language: American Sign Language		0	1	0	1
			Foreign Language: French		1	0	0	1
			Foreign Language: Spanish		1	2	0	3
			General Science (Foundational-Level)		0	3	0	3
			Health Science		0	6	0	6
			Industrial and Technology Education		0	5	0	5
			Mathematics		6	1	0	7
			Mathematics (Foundational-Level)		2	1	0	3
			Physical Education		0	2	0	2
			Science: Biological Sciences		5	1	0	6
			Science: Chemistry		2	2	0	4
			Science: Geosciences		0	2	0	2
			Science: Physics		0	1	0	1

TABLE 5C
Distribution of Intern Credentials, Permits and Waivers by County, School District, Type and by Subject Area
July 1, 2016 to June 30, 2017

Note: Counties with no Intern Credentials, Permits or Waivers are not included in this table.

County	School District	Credential Name	Subject Area	Intern Credentials - Total	Permits - Total	Waivers - Total	Total Interns, Permits and Waivers
San Diego	SWEETWATER UNION HIGH SCHOOL DISTRICT	Single Subject Teaching Credential	Social Science	0	3	0	3
		Education Specialist Instruction Credential	Mild/Moderate Disabilities	7	0	0	7
			Moderate/Severe Disabilities	2	0	0	2
		School District Total			27	42	0
	THRIVE PUBLIC	Multiple Subject Teaching Credential	General Subjects	1	0	0	1
		Single Subject Teaching Credential	Mathematics	1	0	0	1
		Education Specialist Instruction Credential	Mild/Moderate Disabilities	2	0	0	2
		School District Total			4	0	0
	URBAN DISCOVERY ACADEMY CHARTER	Single Subject Teaching Credential	English	0	1	0	1
			Mathematics	0	1	0	1
			Science: Physics	0	1	0	1
		School District Total			0	3	0
	VALLEY CENTER-PAUMA UNIFIED SCHOOL DISTRICT	Education Specialist Instruction Credential	Early Childhood Special Education	0	1	0	1
			Mild/Moderate Disabilities	0	3	0	3
		School District Total			0	4	0
	VISTA UNIFIED SCHOOL DISTRICT	Multiple Subject Teaching Credential	General Subjects	0	2	0	2
		Single Subject Teaching Credential	English	0	4	0	4
			Foreign Language: German	0	1	0	1

TABLE 5C
Distribution of Intern Credentials, Permits and Waivers by County, School District, Type and by Subject Area
July 1, 2016 to June 30, 2017

Note: Counties with no Intern Credentials, Permits or Waivers are not included in this table.

County	School District	Credential Name	Subject Area	Intern Credentials - Total	Permits - Total	Waivers - Total	Total Interns, Permits and Waivers		
San Diego	VISTA UNIFIED SCHOOL DISTRICT	Single Subject Teaching Credential	General Science (Foundational-Level)	0	2	0	2		
			Home Economics	0	1	0	1		
			Mathematics (Foundational-Level)	0	1	0	1		
			Physical Education	1	5	0	6		
			Science: Biological Sciences	1	0	0	1		
		Education Specialist Instruction Credential	Early Childhood Special Education	0	3	0	3		
			Mild/Moderate Disabilities	3	3	0	6		
			Moderate/Severe Disabilities	1	1	0	2		
		School District Total				6	23	0	29
		WARNER UNIFIED SCHOOL DISTRICT	Multiple Subject Teaching Credential	General Subjects	2	0	0	2	
	Social Science			1	0	0	1		
	School District Total				3	0	0	3	
	WINSTON SCHOOL	Education Specialist Instruction Credential	Mild/Moderate Disabilities	1	0	0	1		
			School District Total				1	0	0
	Total				260	423	2	685	
San Francisco	EDGEWOOD CENTER FOR CHILDREN AND FAMILIES	Education Specialist Instruction Credential	Mild/Moderate Disabilities	1	0	0	1		
			School District Total				1	0	0
	FIVE KEYS CHARTER SCHOOL	Education Specialist Instruction Credential	Mild/Moderate Disabilities	2	0	0	2		

TABLE 5C
Distribution of Intern Credentials, Permits and Waivers by County, School District, Type and by Subject Area
July 1, 2016 to June 30, 2017

Note: Counties with no Intern Credentials, Permits or Waivers are not included in this table.

County	School District	Credential Name	Subject Area	Intern Credentials - Total	Permits - Total	Waivers - Total	Total Interns, Permits and Waivers
San Francisco	FIVE KEYS CHARTER SCHOOL	School District Total		2	0	0	2
	KIPP BAYVIEW ACADEMY	Multiple Subject Teaching Credential	General Subjects	1	0	0	1
		School District Total		1	0	0	1
	KIPP SAN FRANCISCO BAY ACADEMY	Single Subject Teaching Credential	English	0	2	0	2
		School District Total		0	2	0	2
	KIPP SAN FRANCISCO COLLEGE PREPARATORY	Single Subject Teaching Credential	Business	0	1	0	1
			English	0	1	0	1
			Mathematics	2	0	0	2
			Science: Physics	0	1	0	1
		Education Specialist Instruction Credential	Mild/Moderate Disabilities	0	1	0	1
		School District Total		2	4	0	6
	OAKES CHILDREN CENTER	Education Specialist Instruction Credential	Mild/Moderate Disabilities	0	1	0	1
		School District Total		0	1	0	1
	SAN FRANCISCO UNIFIED SCHOOL DISTRICT	Multiple Subject Teaching Credential	General Subjects	17	60	8	85
		Single Subject Teaching Credential	Art	1	4	0	5
			English	4	12	3	19
			Foreign Language: Cantonese	0	2	0	2
			Foreign Language: Filipino	0	1	0	1

TABLE 5C
Distribution of Intern Credentials, Permits and Waivers by County, School District, Type and by Subject Area
July 1, 2016 to June 30, 2017

Note: Counties with no Intern Credentials, Permits or Waivers are not included in this table.

County	School District	Credential Name	Subject Area	Intern Credentials - Total	Permits - Total	Waivers - Total	Total Interns, Permits and Waivers	
San Francisco	SAN FRANCISCO UNIFIED SCHOOL DISTRICT	Single Subject Teaching Credential	Foreign Language: Japanese	0	1	0	1	
			Foreign Language: Mandarin	0	0	1	1	
			Foreign Language: Spanish	0	2	2	4	
			General Science (Foundational-Level)	1	13	1	15	
			Health Science	0	4	0	4	
			Home Economics	0	1	0	1	
			Industrial and Technology Education	0	5	0	5	
			Mathematics	0	12	0	12	
			Mathematics (Foundational-Level)	1	9	1	11	
			Music	1	2	1	4	
			Physical Education	3	17	5	25	
			Science: Biological Sciences	0	2	1	3	
			Science: Chemistry	0	2	1	3	
			Science: Geosciences	0	2	0	2	
			Science: Physics	0	4	0	4	
			Social Science	3	14	5	22	
			Education Specialist Instruction Credential	Deaf and Hard-of-Hearing	0	3	0	3
			Education Specialist Instruction Credential	Early Childhood Special Education	3	2	1	6

TABLE 5C
Distribution of Intern Credentials, Permits and Waivers by County, School District, Type and by Subject Area
July 1, 2016 to June 30, 2017

Note: Counties with no Intern Credentials, Permits or Waivers are not included in this table.

County	School District	Credential Name	Subject Area	Intern Credentials - Total	Permits - Total	Waivers - Total	Total Interns, Permits and Waivers
San Francisco	SAN FRANCISCO UNIFIED SCHOOL DISTRICT	Education Specialist Instruction Credential	Mild/Moderate Disabilities	16	40	8	64
			Moderate/Severe Disabilities	5	7	4	16
			Visual Impairments	1	0	0	1
		School District Total	56	221	42	319	
	Total		62	228	42	332	
San Joaquin	ACACIA ELEMENTARY CHARTER	Multiple Subject Teaching Credential	General Subjects	2	9	0	11
		School District Total	2	9	0	11	
	ASPIRE APEX ACADEMY	Multiple Subject Teaching Credential	General Subjects	1	1	0	2
		School District Total	1	1	0	2	
	ASPIRE BENJAMIN HOLT COLLEGE PREPARATORY ACADEMY	Single Subject Teaching Credential	English	0	1	0	1
			General Science (Foundational-Level)	0	1	0	1
		School District Total	0	2	0	2	
	ASPIRE LANGSTON HUGHES ACADEMY CHARTER SCHOOL	Multiple Subject Teaching Credential	General Subjects	1	0	0	1
		Single Subject Teaching Credential	English	0	1	0	1
			Science: Physics	0	1	0	1
		School District Total	1	2	0	3	
	ASPIRE RIVER OAKS CHARTER	Multiple Subject Teaching Credential	General Subjects	0	2	0	2
		School District Total	0	2	0	2	

TABLE 5C
Distribution of Intern Credentials, Permits and Waivers by County, School District, Type and by Subject Area
July 1, 2016 to June 30, 2017

Note: Counties with no Intern Credentials, Permits or Waivers are not included in this table.

County	School District	Credential Name	Subject Area	Intern Credentials - Total	Permits - Total	Waivers - Total	Total Interns, Permits and Waivers
San Joaquin	ASPIRE ROSA PARK ACADEMY	Multiple Subject Teaching Credential	General Subjects	4	0	0	4
		School District Total		4	0	0	4
	ASPIRE VINCENT SHALVEY ACADEMY	Multiple Subject Teaching Credential	General Subjects	1	0	0	1
		School District Total		1	0	0	1
	BANTA ELEMENTARY	Multiple Subject Teaching Credential	General Subjects	5	0	0	5
		School District Total		5	0	0	5
	CALIFORNIA VIRTUAL ACADEMY @ SAN JOAQUIN	Education Specialist Instruction Credential	Mild/Moderate Disabilities	2	0	0	2
		School District Total		2	0	0	2
	CENTRAL VALLEY TRAINING CENTER, INC.	Education Specialist Instruction Credential	Moderate/Severe Disabilities	1	1	0	2
		School District Total		1	1	0	2
	CHILDRENS HOME OF STOCKTON	Education Specialist Instruction Credential	Mild/Moderate Disabilities	0	1	0	1
		School District Total		0	1	0	1
	DR. LEWIS DOLPHIN STALLWORTH SR. CHARTER	Multiple Subject Teaching Credential	General Subjects	1	0	0	1
		Single Subject Teaching Credential	Mathematics (Foundational-Level)	1	0	0	1
		School District Total		2	0	0	2
	ESCALON UNIFIED SCHOOL DISTRICT	Multiple Subject Teaching Credential	General Subjects	2	0	0	2
		School District Total		2	0	0	2
	HUMPHREYS COLLEGE ACADEMY OF BUSINESS,	Multiple Subject Teaching Credential	General Subjects	2	1	0	3

TABLE 5C
Distribution of Intern Credentials, Permits and Waivers by County, School District, Type and by Subject Area
July 1, 2016 to June 30, 2017

Note: Counties with no Intern Credentials, Permits or Waivers are not included in this table.

County	School District	Credential Name	Subject Area	Intern Credentials - Total	Permits - Total	Waivers - Total	Total Interns, Permits and Waivers	
San Joaquin	HUMPHREYS COLLEGE ACADEMY OF BUSINESS, LAW, AND EDUCATION	Single Subject Teaching Credential	English	0	1	0	1	
			Physical Education	1	0	0	1	
			Science: Chemistry	1	0	0	1	
			Social Science	3	0	0	3	
		School District Total	7	2	0	9		
	JEFFERSON ELEMENTARY SCHOOL DISTRICT	Multiple Subject Teaching Credential	General Subjects	1	1	0	2	
			Single Subject Teaching Credential	General Science (Foundational-Level)	1	0	0	1
				Physical Education	0	1	0	1
		School District Total	2	2	0	4		
	LAMMERSVILLE ELEMENTARY SCHOOL DISTRICT	Multiple Subject Teaching Credential	General Subjects	0	1	0	1	
		School District Total	0	1	0	1		
	LAMMERSVILLE UNIFIED SCHOOL DISTRICT	Multiple Subject Teaching Credential	General Subjects	6	5	0	11	
			Single Subject Teaching Credential	Mathematics	0	2	0	2
				Mathematics (Foundational-Level)	1	0	0	1
				Science: Chemistry	1	0	0	1
				Science: Physics	1	1	0	2
		Education Specialist Instruction Credential	Early Childhood Special Education	1	0	0	1	
			Mild/Moderate Disabilities	3	1	0	4	

TABLE 5C
Distribution of Intern Credentials, Permits and Waivers by County, School District, Type and by Subject Area
July 1, 2016 to June 30, 2017

Note: Counties with no Intern Credentials, Permits or Waivers are not included in this table.

County	School District	Credential Name	Subject Area	Intern Credentials - Total	Permits - Total	Waivers - Total	Total Interns, Permits and Waivers
San Joaquin	LAMMERSVILLE UNIFIED SCHOOL DISTRICT	School District Total		13	9	0	22
	LINCOLN UNIFIED SCHOOL DISTRICT	Multiple Subject Teaching Credential	General Subjects	10	8	0	18
		Single Subject Teaching Credential	English	5	6	0	11
			Mathematics	0	0	1	1
			Mathematics (Foundational-Level)	0	1	0	1
			Music	1	1	0	2
			Physical Education	1	0	0	1
			Science: Biological Sciences	0	1	0	1
			Science: Chemistry	0	1	0	1
			Science: Geosciences	0	1	0	1
			Social Science	2	2	0	4
			Education Specialist Instruction Credential	Mild/Moderate Disabilities	5	5	0
	School District Total		24	26	1	51	
	LINDEN UNIFIED SCHOOL DISTRICT	Multiple Subject Teaching Credential	General Subjects	1	3	0	4
		Single Subject Teaching Credential	Mathematics	0	1	0	1
			Physical Education	0	1	0	1
Education Specialist Instruction Credential		Mild/Moderate Disabilities	2	1	0	3	
School District Total		3	6	0	9		

TABLE 5C
Distribution of Intern Credentials, Permits and Waivers by County, School District, Type and by Subject Area
July 1, 2016 to June 30, 2017

Note: Counties with no Intern Credentials, Permits or Waivers are not included in this table.

County	School District	Credential Name	Subject Area	Intern Credentials - Total	Permits - Total	Waivers - Total	Total Interns, Permits and Waivers	
San Joaquin	LODI UNIFIED SCHOOL DISTRICT	Multiple Subject Teaching Credential	General Subjects	4	12	0	16	
		Single Subject Teaching Credential	Art	2	1	0	3	
			English	4	3	0	7	
			Foreign Language: Spanish	1	0	0	1	
			General Science (Foundational-Level)	1	0	0	1	
			Mathematics	1	1	0	2	
			Music	0	2	0	2	
			Science: Chemistry	0	1	0	1	
			Science: Geosciences	1	1	0	2	
		Education Specialist Instruction Credential	Early Childhood Special Education	2	1	0	3	
			Mild/Moderate Disabilities	5	6	0	11	
			Moderate/Severe Disabilities	1	4	0	5	
		School District Total				22	32	0
	MANTECA UNIFIED SCHOOL DISTRICT	Multiple Subject Teaching Credential	General Subjects	14	24	0	38	
		Single Subject Teaching Credential	Business	0	1	0	1	
			English	0	3	0	3	
			General Science (Foundational-Level)	0	1	0	1	
			Home Economics	2	1	1	4	

TABLE 5C
Distribution of Intern Credentials, Permits and Waivers by County, School District, Type and by Subject Area
July 1, 2016 to June 30, 2017

Note: Counties with no Intern Credentials, Permits or Waivers are not included in this table.

County	School District	Credential Name	Subject Area	Intern Credentials - Total	Permits - Total	Waivers - Total	Total Interns, Permits and Waivers	
San Joaquin	MANTECA UNIFIED SCHOOL DISTRICT	Single Subject Teaching Credential	Mathematics	0	1	0	1	
			Social Science	1	0	0	1	
		Education Specialist Instruction Credential	Early Childhood Special Education	1	0	0	1	
			Mild/Moderate Disabilities	4	4	0	8	
			Moderate/Severe Disabilities	1	2	0	3	
		School District Total				23	37	1
	NEW HOPE ELEMENTARY	Multiple Subject Teaching Credential	General Subjects	0	3	0	3	
			Physical Education	0	1	0	1	
		School District Total				0	4	0
	NEW JERUSALEM ELEMENTARY SCHOOL DISTRICT	Multiple Subject Teaching Credential	General Subjects	4	0	0	4	
			Art	1	0	0	1	
		Single Subject Teaching Credential	Social Science	1	0	0	1	
			School District Total				6	0
	RIO VALLEY CHARTER SCHOOL	Education Specialist Instruction Credential	Mild/Moderate Disabilities	1	0	0	1	
			School District Total				1	0
	RIPON UNIFIED SCHOOL DISTRICT	Multiple Subject Teaching Credential	General Subjects	2	4	0	6	
			Foreign Language: Spanish	0	0	1	1	
Single Subject Teaching Credential		Physical Education	1	0	0	1		

TABLE 5C
Distribution of Intern Credentials, Permits and Waivers by County, School District, Type and by Subject Area
July 1, 2016 to June 30, 2017

Note: Counties with no Intern Credentials, Permits or Waivers are not included in this table.

County	School District	Credential Name	Subject Area	Intern Credentials - Total	Permits - Total	Waivers - Total	Total Interns, Permits and Waivers
San Joaquin	RIPON UNIFIED SCHOOL DISTRICT	Education Specialist Instruction Credential	Mild/Moderate Disabilities	2	2	0	4
		School District Total			5	6	1
	RIVER ISLANDS TECHNOLOGY ACADEMY	Multiple Subject Teaching Credential	General Subjects	1	3	0	4
		Single Subject Teaching Credential	Social Science	1	0	0	1
		Education Specialist Instruction Credential	Mild/Moderate Disabilities	0	1	0	1
		School District Total			2	4	0
	SAN JOAQUIN COUNTY OFFICE OF EDUCATION	Multiple Subject Teaching Credential	General Subjects	2	6	0	8
		Single Subject Teaching Credential	Art	1	0	0	1
			Mathematics	0	0	2	2
			Mathematics (Foundational-Level)	1	0	0	1
			Physical Education	0	1	0	1
			Social Science	3	1	1	5
		Education Specialist Instruction Credential	Deaf and Hard-of-Hearing	0	3	0	3
			Early Childhood Special Education	1	0	0	1
			Mild/Moderate Disabilities	3	19	2	24
			Moderate/Severe Disabilities	5	20	2	27
			Physical and Health Impairments	0	1	0	1
School District Total			16	51	7	74	

TABLE 5C
Distribution of Intern Credentials, Permits and Waivers by County, School District, Type and by Subject Area
July 1, 2016 to June 30, 2017

Note: Counties with no Intern Credentials, Permits or Waivers are not included in this table.

County	School District	Credential Name	Subject Area	Intern Credentials - Total	Permits - Total	Waivers - Total	Total Interns, Permits and Waivers
San Joaquin	STOCKTON COLLEGIATE INTERNATIONAL SECONDARY	Multiple Subject Teaching Credential	General Subjects	1	0	0	1
		School District Total		1	0	0	1
	STOCKTON UNIFIED SCHOOL DISTRICT	Multiple Subject Teaching Credential	General Subjects	29	60	0	89
		Single Subject Teaching Credential	English	10	11	0	21
			Foreign Language: French	0	1	0	1
			Foreign Language: Spanish	1	2	0	3
			General Science (Foundational-Level)	2	0	0	2
			Mathematics	0	4	3	7
			Mathematics (Foundational-Level)	2	1	0	3
			Physical Education	2	11	0	13
			Science: Biological Sciences	1	1	0	2
			Science: Physics	1	1	0	2
			Social Science	2	2	0	4
		Education Specialist Instruction Credential	Deaf and Hard-of-Hearing	0	2	0	2
			Early Childhood Special Education	3	2	0	5
	Mild/Moderate Disabilities		9	21	0	30	
	Moderate/Severe Disabilities		4	21	0	25	
	School District Total		66	140	3	209	

TABLE 5C
Distribution of Intern Credentials, Permits and Waivers by County, School District, Type and by Subject Area
July 1, 2016 to June 30, 2017

Note: Counties with no Intern Credentials, Permits or Waivers are not included in this table.

County	School District	Credential Name	Subject Area	Intern Credentials - Total	Permits - Total	Waivers - Total	Total Interns, Permits and Waivers
San Joaquin	TEAM CHARTER	Multiple Subject Teaching Credential	General Subjects	1	0	0	1
		School District Total		1	0	0	1
	TRACY JOINT UNIFIED SCHOOL DISTRICT	Multiple Subject Teaching Credential	General Subjects	4	6	0	10
		Single Subject Teaching Credential	Agriculture	0	1	0	1
			English	1	1	0	2
			General Science (Foundational-Level)	2	0	0	2
			Mathematics	0	1	0	1
			Science: Biological Sciences	2	0	0	2
		Education Specialist Instruction Credential	Mild/Moderate Disabilities	4	2	1	7
		School District Total		13	11	1	25
	TRACY LEARNING CENTER	Multiple Subject Teaching Credential	General Subjects	6	1	0	7
		Single Subject Teaching Credential	English	2	0	0	2
			Foreign Language: American Sign Language	0	1	0	1
			Physical Education	1	0	0	1
			Science: Chemistry	0	1	0	1
			Social Science	0	1	0	1
		School District Total		9	4	0	13
	TRACY UNIFIED SCHOOL DISTRICT	Multiple Subject Teaching Credential	General Subjects	0	1	0	1

TABLE 5C
Distribution of Intern Credentials, Permits and Waivers by County, School District, Type and by Subject Area
July 1, 2016 to June 30, 2017

Note: Counties with no Intern Credentials, Permits or Waivers are not included in this table.

County	School District	Credential Name	Subject Area	Intern Credentials - Total	Permits - Total	Waivers - Total	Total Interns, Permits and Waivers		
San Joaquin	TRACY UNIFIED SCHOOL DISTRICT	Single Subject Teaching Credential	English	1	0	0	1		
			Social Science	0	1	0	1		
		Education Specialist Instruction Credential	Mild/Moderate Disabilities	1	3	0	4		
		School District Total			2	5	0	7	
	Total				237	358	14	609	
San Luis Obispo	ATASCADERO UNIFIED SCHOOL DISTRICT	Education Specialist Instruction Credential	Mild/Moderate Disabilities	1	2	0	3		
			Moderate/Severe Disabilities	1	2	0	3		
		School District Total			2	4	0	6	
	LUCIA MAR UNIFIED	Multiple Subject Teaching Credential	General Subjects		2	1	0	3	
				Single Subject Teaching Credential	Foreign Language: Spanish	0	1	0	1
					Health Science	0	1	0	1
					Industrial and Technology Education	0	4	0	4
					Physical Education	0	2	0	2
					Social Science	0	1	0	1
		Education Specialist Instruction Credential	Mild/Moderate Disabilities	2	9	0	11		
			Moderate/Severe Disabilities	1	1	0	2		
			Physical and Health Impairments	0	1	0	1		
		School District Total			5	21	0	26	

TABLE 5C
Distribution of Intern Credentials, Permits and Waivers by County, School District, Type and by Subject Area
July 1, 2016 to June 30, 2017

Note: Counties with no Intern Credentials, Permits or Waivers are not included in this table.

County	School District	Credential Name	Subject Area	Intern Credentials - Total	Permits - Total	Waivers - Total	Total Interns, Permits and Waivers
San Luis Obispo	PASO ROBLES JOINT UNIFIED SCHOOL DISTRICT	Multiple Subject Teaching Credential	General Subjects	0	1	0	1
		Single Subject Teaching Credential	English	1	0	0	1
			Physical Education	0	1	0	1
			Science: Biological Sciences	1	0	0	1
		Education Specialist Instruction Credential	Mild/Moderate Disabilities	0	1	0	1
			Moderate/Severe Disabilities	0	1	0	1
		School District Total			2	4	0
	SAN LUIS COASTAL UNIFIED SCHOOL DISTRICT	Multiple Subject Teaching Credential	General Subjects	1	0	0	1
		Single Subject Teaching Credential	Music	0	2	0	2
			Physical Education	1	1	0	2
		Education Specialist Instruction Credential	Mild/Moderate Disabilities	1	0	0	1
			Physical and Health Impairments	0	1	0	1
	School District Total			3	4	0	7
	SAN LUIS OBISPO COUNTY OFFICE OF EDUCATION	Single Subject Teaching Credential	Industrial and Technology Education	0	1	0	1
		Education Specialist Instruction Credential	Mild/Moderate Disabilities	0	1	0	1
			Visual Impairments	1	0	0	1
		School District Total			1	2	0
	SAN MIGUEL JOINT UNION ELEMENTARY	Multiple Subject Teaching Credential	General Subjects	1	0	0	1

TABLE 5C
Distribution of Intern Credentials, Permits and Waivers by County, School District, Type and by Subject Area
July 1, 2016 to June 30, 2017

Note: Counties with no Intern Credentials, Permits or Waivers are not included in this table.

County	School District	Credential Name	Subject Area	Intern Credentials - Total	Permits - Total	Waivers - Total	Total Interns, Permits and Waivers
San Luis Obispo	SAN MIGUEL JOINT UNION ELEMENTARY	School District Total		1	0	0	1
		Single Subject Teaching Credential	Music	0	1	0	1
	TEMPLETON UNIFIED	Education Specialist Instruction Credential	Mild/Moderate Disabilities	1	0	0	1
		School District Total		1	1	0	2
	Total				15	36	0
San Mateo	ASPIRE EAST PALO ALTO CHARTER	Multiple Subject Teaching Credential	General Subjects	1	2	0	3
		Education Specialist Instruction Credential	Mild/Moderate Disabilities	0	1	0	1
		School District Total		1	3	0	4
	ASPIRE EAST PALO ALTO PHOENIX ACADEMY	Single Subject Teaching Credential	Science: Biological Sciences	0	1	0	1
		School District Total		0	1	0	1
	AVALON ACADEMY	Education Specialist Instruction Credential	Visual Impairments	1	0	0	1
		School District Total		1	0	0	1
	BAYSHORE ELEMENTARY	Education Specialist Instruction Credential	Mild/Moderate Disabilities	0	1	0	1
		School District Total		0	1	0	1
	BELMONT-REDWOOD SHORES SCHOOL DISTRICT	Multiple Subject Teaching Credential	General Subjects	1	0	0	1
		Single Subject Teaching Credential	General Science (Foundational-Level)	0	1	0	1
			Mathematics (Foundational-Level)	0	1	0	1
		Education Specialist Instruction Credential	Early Childhood Special Education	0	1	0	1

TABLE 5C
Distribution of Intern Credentials, Permits and Waivers by County, School District, Type and by Subject Area
July 1, 2016 to June 30, 2017

Note: Counties with no Intern Credentials, Permits or Waivers are not included in this table.

County	School District	Credential Name	Subject Area	Intern Credentials - Total	Permits - Total	Waivers - Total	Total Interns, Permits and Waivers
San Mateo	BELMONT-REDWOOD SHORES SCHOOL DISTRICT	Education Specialist Instruction Credential	Mild/Moderate Disabilities	0	1	0	1
		School District Total			1	4	0
	BURLINGAME ELEMENTARY SCHOOL DISTRICT	Multiple Subject Teaching Credential	General Subjects	2	0	0	2
		Single Subject Teaching Credential	English	0	1	0	1
			Mathematics	0	1	0	1
			Music	0	1	0	1
	School District Total			2	3	0	5
	CABRILLO UNIFIED SCHOOL DISTRICT	Single Subject Teaching Credential	English	0	1	0	1
			Social Science	1	0	0	1
		School District Total			1	1	0
	CALIFORNIA VIRTUAL ACADEMY @ SAN MATEO	Education Specialist Instruction Credential	Mild/Moderate Disabilities	1	0	0	1
		School District Total			1	0	0
	DESIGN TECH HIGH	Single Subject Teaching Credential	Foreign Language: Spanish	0	1	0	1
		School District Total			0	1	0
	HILLSBOROUGH CITY SCHOOL DISTRICT	Single Subject Teaching Credential	Music	0	1	0	1
		Education Specialist Instruction Credential	Mild/Moderate Disabilities	0	1	0	1
		School District Total			0	2	0
JEFFERSON ELEMENTARY SCHOOL	Multiple Subject Teaching Credential	General Subjects	1	2	0	3	

TABLE 5C
Distribution of Intern Credentials, Permits and Waivers by County, School District, Type and by Subject Area
July 1, 2016 to June 30, 2017

Note: Counties with no Intern Credentials, Permits or Waivers are not included in this table.

County	School District	Credential Name	Subject Area	Intern Credentials - Total	Permits - Total	Waivers - Total	Total Interns, Permits and Waivers	
San Mateo	JEFFERSON ELEMENTARY SCHOOL DISTRICT	Single Subject Teaching Credential	English	1	0	0	1	
			General Science (Foundational-Level)	1	0	0	1	
			Science: Biological Sciences	0	0	1	1	
		Education Specialist Instruction Credential	Mild/Moderate Disabilities	0	1	0	1	
			Moderate/Severe Disabilities	1	1	0	2	
		School District Total				4	4	1
	JEFFERSON UNION HIGH SCHOOL DISTRICT	Single Subject Teaching Credential	Social Science	0	2	0	2	
			Education Specialist Instruction Credential	Mild/Moderate Disabilities	1	3	0	4
			Moderate/Severe Disabilities	0	1	0	1	
		School District Total				1	6	0
	KIPP EXCELENCIA COMMUNITY PREPARATORY	Single Subject Teaching Credential	English	0	2	0	2	
			Mathematics (Foundational-Level)	0	1	0	1	
			Music	0	1	0	1	
		School District Total				0	4	0
	LA HONDA-PESCADERO UNIFIED	Single Subject Teaching Credential	Foreign Language: Spanish	0	1	0	1	
			School District Total				0	1
	LAS LOMITAS ELEMENTARY SCHOOL DISTRICT	Single Subject Teaching Credential	Mathematics (Foundational-Level)	0	1	0	1	
			Education Specialist Instruction Credential	Mild/Moderate Disabilities	0	1	0	1

TABLE 5C
Distribution of Intern Credentials, Permits and Waivers by County, School District, Type and by Subject Area
July 1, 2016 to June 30, 2017

Note: Counties with no Intern Credentials, Permits or Waivers are not included in this table.

County	School District	Credential Name	Subject Area	Intern Credentials - Total	Permits - Total	Waivers - Total	Total Interns, Permits and Waivers
San Mateo	LAS LOMITAS ELEMENTARY SCHOOL DISTRICT	School District Total		0	2	0	2
	MENLO PARK CITY ELEMENTARY SCHOOL DISTRICT	Multiple Subject Teaching Credential	General Subjects	1	2	0	3
		Single Subject Teaching Credential	Music	1	0	0	1
			Physical Education	0	1	0	1
		School District Total		2	3	0	5
	MILLBRAE ELEMENTARY SCHOOL DISTRICT	Single Subject Teaching Credential	Music	0	1	0	1
		School District Total		0	1	0	1
	PACIFICA SCHOOL DISTRICT	Single Subject Teaching Credential	English	1	0	0	1
			Foreign Language: Spanish	0	1	0	1
			General Science (Foundational-Level)	0	1	0	1
			Physical Education	0	1	0	1
		Education Specialist Instruction Credential	Mild/Moderate Disabilities	3	1	0	4
		School District Total		4	4	0	8
	RAVENSWOOD CITY ELEMENTARY SCHOOL DISTRICT	Multiple Subject Teaching Credential	General Subjects	3	2	0	5
		Single Subject Teaching Credential	Art	0	1	0	1
			English	0	1	0	1
			Industrial and Technology Education	0	1	0	1
			Mathematics	0	2	0	2

TABLE 5C
Distribution of Intern Credentials, Permits and Waivers by County, School District, Type and by Subject Area
July 1, 2016 to June 30, 2017

Note: Counties with no Intern Credentials, Permits or Waivers are not included in this table.

County	School District	Credential Name	Subject Area	Intern Credentials - Total	Permits - Total	Waivers - Total	Total Interns, Permits and Waivers
San Mateo	RAVENSWOOD CITY ELEMENTARY SCHOOL DISTRICT	Single Subject Teaching Credential	Music	0	1	0	1
			Physical Education	0	2	0	2
		Education Specialist Instruction Credential	Mild/Moderate Disabilities	1	0	0	1
		School District Total			4	10	0
	REDWOOD CITY ELEMENTARY SCHOOL DISTRICT	Multiple Subject Teaching Credential	General Subjects	4	8	1	13
		Single Subject Teaching Credential	English	1	3	0	4
			General Science (Foundational-Level)	0	3	0	3
			Mathematics	0	1	0	1
			Physical Education	0	1	0	1
		Education Specialist Instruction Credential	Mild/Moderate Disabilities	2	4	0	6
			Moderate/Severe Disabilities	0	2	0	2
	School District Total			7	22	1	30
	REDWOOD CITY SCHOOL DISTRICT	Multiple Subject Teaching Credential	General Subjects	1	1	0	2
			Education Specialist Instruction Credential	Mild/Moderate Disabilities	0	1	0
		School District Total			1	2	0
	ROCKETSHIP REDWOOD CITY	Multiple Subject Teaching Credential	General Subjects	0	2	0	2
		School District Total			0	2	0
	SAN BRUNO PARK SCHOOL DISTRICT	Multiple Subject Teaching Credential	General Subjects	1	1	0	2

TABLE 5C
Distribution of Intern Credentials, Permits and Waivers by County, School District, Type and by Subject Area
July 1, 2016 to June 30, 2017

Note: Counties with no Intern Credentials, Permits or Waivers are not included in this table.

County	School District	Credential Name	Subject Area	Intern Credentials - Total	Permits - Total	Waivers - Total	Total Interns, Permits and Waivers
San Mateo	SAN BRUNO PARK SCHOOL DISTRICT	Single Subject Teaching Credential	English	0	1	0	1
			General Science (Foundational-Level)	0	1	0	1
			Physical Education	0	1	0	1
		School District Total			1	4	0
	SAN CARLOS ELEMENTARY SCHOOL DISTRICT	Multiple Subject Teaching Credential	General Subjects	2	1	0	3
		Single Subject Teaching Credential	English	1	0	0	1
			General Science (Foundational-Level)	0	1	0	1
			Mathematics	0	1	0	1
			Social Science	0	1	0	1
		Education Specialist Instruction Credential	Deaf and Hard-of-Hearing	0	1	0	1
			Mild/Moderate Disabilities	1	1	0	2
		School District Total			4	6	0
	SAN MATEO COUNTY OFFICE OF EDUCATION	Multiple Subject Teaching Credential	General Subjects	1	0	0	1
		Single Subject Teaching Credential	Art	0	1	0	1
			English	0	1	0	1
			Health Science	0	2	0	2
			Science: Geosciences	0	1	0	1
		Education Specialist Instruction Credential	Early Childhood Special Education	2	0	0	2

TABLE 5C
Distribution of Intern Credentials, Permits and Waivers by County, School District, Type and by Subject Area
July 1, 2016 to June 30, 2017

Note: Counties with no Intern Credentials, Permits or Waivers are not included in this table.

County	School District	Credential Name	Subject Area	Intern Credentials - Total	Permits - Total	Waivers - Total	Total Interns, Permits and Waivers
San Mateo	SAN MATEO COUNTY OFFICE OF EDUCATION	School District Total		3	5	0	8
	SAN MATEO UNION HIGH SCHOOL DISTRICT	Single Subject Teaching Credential	Art	0	1	0	1
			Health Science	1	0	0	1
			Physical Education	1	0	0	1
		Education Specialist Instruction Credential	Mild/Moderate Disabilities	2	0	0	2
			Moderate/Severe Disabilities	0	1	0	1
		School District Total		4	2	0	6
	SAN MATEO-FOSTER CITY SCHOOL DISTRICT	Multiple Subject Teaching Credential	General Subjects	4	2	0	6
		Single Subject Teaching Credential	English	0	1	0	1
			Foreign Language: Spanish	1	0	0	1
			Industrial and Technology Education	0	1	0	1
			Physical Education	1	1	0	2
			Social Science	1	0	0	1
		Education Specialist Instruction Credential	Mild/Moderate Disabilities	0	1	0	1
			Moderate/Severe Disabilities	0	1	0	1
		School District Total		7	7	0	14
	SEQUOIA UNION HIGH SCHOOL DISTRICT	Single Subject Teaching Credential	English	1	0	0	1
			Foreign Language: Spanish	0	1	0	1

TABLE 5C
Distribution of Intern Credentials, Permits and Waivers by County, School District, Type and by Subject Area
July 1, 2016 to June 30, 2017

Note: Counties with no Intern Credentials, Permits or Waivers are not included in this table.

County	School District	Credential Name	Subject Area	Intern Credentials - Total	Permits - Total	Waivers - Total	Total Interns, Permits and Waivers
San Mateo	SEQUOIA UNION HIGH SCHOOL DISTRICT	Single Subject Teaching Credential	Mathematics	1	1	0	2
			Physical Education	1	0	0	1
			Science: Biological Sciences	1	1	0	2
		Education Specialist Instruction Credential	Mild/Moderate Disabilities	4	1	0	5
			Visual Impairments	1	0	0	1
		School District Total			9	4	0
	SOUTH SAN FRANCISCO UNIFIED SCHOOL DISTRICT	Multiple Subject Teaching Credential	General Subjects	1	1	0	2
		Single Subject Teaching Credential	Health Science	0	1	0	1
			Mathematics	1	0	0	1
			Science: Biological Sciences	1	1	0	2
		Education Specialist Instruction Credential	Mild/Moderate Disabilities	2	1	0	3
			Moderate/Severe Disabilities	1	0	0	1
		School District Total			6	4	0
	SPECTRUM CENTER SCHOOLS - PENINSULA CAMPUS	Education Specialist Instruction Credential	Mild/Moderate Disabilities	0	1	0	1
			Moderate/Severe Disabilities	0	1	0	1
		School District Total			0	2	0
	SUMMIT PUBLIC SCHOOL: SHASTA	Single Subject Teaching Credential	Social Science	0	1	0	1
		School District Total			0	1	0

TABLE 5C
Distribution of Intern Credentials, Permits and Waivers by County, School District, Type and by Subject Area
July 1, 2016 to June 30, 2017

Note: Counties with no Intern Credentials, Permits or Waivers are not included in this table.

County	School District	Credential Name	Subject Area	Intern Credentials - Total	Permits - Total	Waivers - Total	Total Interns, Permits and Waivers
San Mateo	WINGS LEARNING CENTER	Education Specialist Instruction Credential	Mild/Moderate Disabilities	0	1	0	1
		School District Total			0	1	0
	WOODSIDE ELEMENTARY	Single Subject Teaching Credential	General Science (Foundational-Level)	0	2	0	2
		School District Total			0	2	0
	Total				64	115	2
Santa Barbara	BLOCHMAN UNION ELEMENTARY	Multiple Subject Teaching Credential	General Subjects	1	1	0	2
		School District Total			1	1	0
	BUELLTON UNION ELEMENTARY SCHOOL DISTRICT	Education Specialist Instruction Credential	Mild/Moderate Disabilities	2	1	0	3
			Moderate/Severe Disabilities	1	1	0	2
		School District Total			3	2	0
	CARPINTERIA UNIFIED SCHOOL DISTRICT	Single Subject Teaching Credential	Physical Education	0	1	0	1
		Education Specialist Instruction Credential	Mild/Moderate Disabilities	1	1	0	2
		School District Total			1	2	0
	CUYAMA JOINT UNIFIED	Multiple Subject Teaching Credential	General Subjects	1	0	0	1
		School District Total			1	0	0
	GOLETA UNION ELEMENTARY SCHOOL DISTRICT	Education Specialist Instruction Credential	Early Childhood Special Education	1	0	0	1
Mild/Moderate Disabilities			0	1	0	1	
Moderate/Severe Disabilities			0	1	0	1	

TABLE 5C
Distribution of Intern Credentials, Permits and Waivers by County, School District, Type and by Subject Area
July 1, 2016 to June 30, 2017

Note: Counties with no Intern Credentials, Permits or Waivers are not included in this table.

County	School District	Credential Name	Subject Area	Intern Credentials - Total	Permits - Total	Waivers - Total	Total Interns, Permits and Waivers
Santa Barbara	GOLETA UNION ELEMENTARY SCHOOL DISTRICT	School District Total		1	2	0	3
	HOPE ELEMENTARY SCHOOL DISTRICT	Education Specialist Instruction Credential	Early Childhood Special Education	0	1	0	1
		School District Total		0	1	0	1
	LOMPOC UNIFIED SCHOOL DISTRICT	Multiple Subject Teaching Credential	General Subjects	1	1	0	2
		Single Subject Teaching Credential	English	1	2	0	3
			General Science (Foundational-Level)	0	1	0	1
			Mathematics	0	3	1	4
		Education Specialist Instruction Credential	Mild/Moderate Disabilities	2	10	0	12
			Moderate/Severe Disabilities	0	7	0	7
	School District Total		4	24	1	29	
	LOS OLIVOS ELEMENTARY	Single Subject Teaching Credential	Mathematics	0	1	0	1
		School District Total		0	1	0	1
	MONTECITO UNION ELEMENTARY	Single Subject Teaching Credential	General Science (Foundational-Level)	0	1	0	1
		School District Total		0	1	0	1
	ORCUTT UNION ELEMENTARY SCHOOL DISTRICT	Multiple Subject Teaching Credential	General Subjects	2	0	0	2
		Single Subject Teaching Credential	Mathematics	1	0	0	1
			Music	1	1	0	2
		Education Specialist Instruction Credential	Mild/Moderate Disabilities	1	4	0	5

TABLE 5C
Distribution of Intern Credentials, Permits and Waivers by County, School District, Type and by Subject Area
July 1, 2016 to June 30, 2017

Note: Counties with no Intern Credentials, Permits or Waivers are not included in this table.

County	School District	Credential Name	Subject Area	Intern Credentials - Total	Permits - Total	Waivers - Total	Total Interns, Permits and Waivers
Santa Barbara	ORCUTT UNION ELEMENTARY SCHOOL DISTRICT	Education Specialist Instruction Credential	Moderate/Severe Disabilities	0	6	0	6
		School District Total			5	11	0
	SANTA BARBARA COUNTY OFFICE OF EDUCATION	Multiple Subject Teaching Credential	General Subjects	0	1	0	1
		Single Subject Teaching Credential	Industrial and Technology Education	0	1	0	1
		Education Specialist Instruction Credential	Deaf and Hard-of-Hearing	0	2	0	2
			Mild/Moderate Disabilities	0	1	0	1
			Moderate/Severe Disabilities	0	2	0	2
		School District Total			0	7	0
	SANTA BARBARA UNIFIED SCHOOL DISTRICT	Multiple Subject Teaching Credential	General Subjects	0	1	0	1
		Single Subject Teaching Credential	Mathematics	0	1	0	1
			Music	0	2	0	2
			Physical Education	2	1	0	3
			Science: Chemistry	0	1	0	1
			Science: Physics	0	1	0	1
		Education Specialist Instruction Credential	Mild/Moderate Disabilities	1	6	0	7
			Moderate/Severe Disabilities	1	7	0	8
		School District Total			4	20	0
SANTA MARIA JOINT UNION HIGH SCHOOL	Single Subject Teaching Credential	Art	0	1	0	1	

TABLE 5C
Distribution of Intern Credentials, Permits and Waivers by County, School District, Type and by Subject Area
July 1, 2016 to June 30, 2017

Note: Counties with no Intern Credentials, Permits or Waivers are not included in this table.

County	School District	Credential Name	Subject Area	Intern Credentials - Total	Permits - Total	Waivers - Total	Total Interns, Permits and Waivers	
Santa Barbara	SANTA MARIA JOINT UNION HIGH SCHOOL DISTRICT	Single Subject Teaching Credential	English	1	1	0	2	
			Music	0	0	1	1	
		School District Total			1	2	1	4
	SANTA MARIA-BONITA SCHOOL DISTRICT	Multiple Subject Teaching Credential	General Subjects	0	4	0	4	
			Single Subject Teaching Credential	Mathematics	0	1	0	1
		Single Subject Teaching Credential	Music	0	1	0	1	
			Education Specialist Instruction Credential	Mild/Moderate Disabilities	0	3	0	3
		Education Specialist Instruction Credential	Moderate/Severe Disabilities	0	3	0	3	
			School District Total			0	12	0
	SOLVANG ELEMENTARY SCHOOL DISTRICT	Multiple Subject Teaching Credential	General Subjects	0	1	0	1	
			School District Total			0	1	0
	Total				21	87	2	110
	Santa Clara	ACE CHARTER	Single Subject Teaching Credential	English	1	2	0	3
Science: Chemistry				0	1	0	1	
Education Specialist Instruction Credential			Mild/Moderate Disabilities	0	1	0	1	
			Moderate/Severe Disabilities	0	1	0	1	
School District Total			1	5	0	6		
ACE EMPOWER ACADEMY		Multiple Subject Teaching Credential	General Subjects	0	1	0	1	

TABLE 5C
Distribution of Intern Credentials, Permits and Waivers by County, School District, Type and by Subject Area
July 1, 2016 to June 30, 2017

Note: Counties with no Intern Credentials, Permits or Waivers are not included in this table.

County	School District	Credential Name	Subject Area	Intern Credentials - Total	Permits - Total	Waivers - Total	Total Interns, Permits and Waivers
Santa Clara	ACE EMPOWER ACADEMY	Single Subject Teaching Credential	Mathematics	0	3	0	3
		Education Specialist Instruction Credential	Mild/Moderate Disabilities	0	3	0	3
		School District Total		0	7	0	7
	ACE ESPERANZA MIDDLE	Single Subject Teaching Credential	English	0	1	0	1
		School District Total		0	1	0	1
	ACE FRANKLIN MCKINLEY	Single Subject Teaching Credential	Mathematics	0	1	0	1
		School District Total		0	1	0	1
	ACE INSPIRE ACADEMY	Single Subject Teaching Credential	English	0	1	0	1
		Education Specialist Instruction Credential	Mild/Moderate Disabilities	0	1	0	1
		School District Total		0	2	0	2
	ACHIEVEKIDS	Education Specialist Instruction Credential	Moderate/Severe Disabilities	0	2	0	2
		School District Total		0	2	0	2
	ALPHA BLANCA ALVARADO MIDDLE	Multiple Subject Teaching Credential	General Subjects	2	2	0	4
		School District Total		2	2	0	4
	ALPHA JOSE HERNANDEZ MIDDLE	Multiple Subject Teaching Credential	General Subjects	4	2	0	6
		Single Subject Teaching Credential	Foreign Language: Spanish	0	1	0	1
Education Specialist Instruction Credential		Mild/Moderate Disabilities	0	1	0	1	
School District Total		4	4	0	8		

TABLE 5C
Distribution of Intern Credentials, Permits and Waivers by County, School District, Type and by Subject Area
July 1, 2016 to June 30, 2017

Note: Counties with no Intern Credentials, Permits or Waivers are not included in this table.

County	School District	Credential Name	Subject Area	Intern Credentials - Total	Permits - Total	Waivers - Total	Total Interns, Permits and Waivers	
Santa Clara	ALUM ROCK UNION ELEMENTARY SCHOOL DISTRICT	Multiple Subject Teaching Credential	General Subjects	10	11	0	21	
		Single Subject Teaching Credential	English	0	1	0	1	
			General Science (Foundational-Level)	1	0	0	1	
			Mathematics	0	1	0	1	
			Music	0	1	0	1	
			Physical Education	2	4	0	6	
		Education Specialist Instruction Credential	Early Childhood Special Education	2	0	0	2	
			Mild/Moderate Disabilities	5	6	0	11	
			Moderate/Severe Disabilities	1	0	0	1	
		School District Total				21	24	0
	BERRYESSA UNION SCHOOL DISTRICT	Multiple Subject Teaching Credential	General Subjects	4	0	0	4	
		Single Subject Teaching Credential	General Science (Foundational-Level)	1	0	0	1	
		Education Specialist Instruction Credential	Mild/Moderate Disabilities	0	5	0	5	
		School District Total				5	5	0
	BULLIS CHARTER	Single Subject Teaching Credential	Social Science	0	1	0	1	
		School District Total				0	1	0
	CAMBRIAN ELEMENTARY SCHOOL DISTRICT	Education Specialist Instruction Credential	Mild/Moderate Disabilities	1	1	0	2	
			Moderate/Severe Disabilities	0	1	0	1	

TABLE 5C
Distribution of Intern Credentials, Permits and Waivers by County, School District, Type and by Subject Area
July 1, 2016 to June 30, 2017

Note: Counties with no Intern Credentials, Permits or Waivers are not included in this table.

County	School District	Credential Name	Subject Area	Intern Credentials - Total	Permits - Total	Waivers - Total	Total Interns, Permits and Waivers
Santa Clara	CAMBRIAN ELEMENTARY SCHOOL DISTRICT	School District Total		1	2	0	3
		CAMPBELL UNION ELEMENTARY SCHOOL DISTRICT	Multiple Subject Teaching Credential	General Subjects	3	2	0
		Single Subject Teaching Credential	English	0	1	0	1
		Education Specialist Instruction Credential	Mild/Moderate Disabilities	3	5	0	8
		School District Total		6	8	0	14
	CAMPBELL UNION HIGH SCHOOL DISTRICT	Single Subject Teaching Credential	Mathematics (Foundational-Level)	0	1	0	1
			Science: Chemistry	1	1	0	2
		Education Specialist Instruction Credential	Mild/Moderate Disabilities	0	3	0	3
		School District Total		1	5	0	6
	CORNERSTONE ACADEMY PREPARATION	Multiple Subject Teaching Credential	General Subjects	2	0	0	2
		School District Total		2	0	0	2
	CREATIVE LEARNING CENTER	Education Specialist Instruction Credential	Mild/Moderate Disabilities	1	0	0	1
			Moderate/Severe Disabilities	0	1	0	1
		School District Total		1	1	0	2
	CUPERTINO UNION SCHOOL DISTRICT	Multiple Subject Teaching Credential	General Subjects	3	4	0	7
		Single Subject Teaching Credential	Foreign Language: French	0	1	0	1
			Mathematics	0	1	0	1
			Physical Education	1	3	0	4

TABLE 5C
Distribution of Intern Credentials, Permits and Waivers by County, School District, Type and by Subject Area
July 1, 2016 to June 30, 2017

Note: Counties with no Intern Credentials, Permits or Waivers are not included in this table.

County	School District	Credential Name	Subject Area	Intern Credentials - Total	Permits - Total	Waivers - Total	Total Interns, Permits and Waivers
Santa Clara	CUPERTINO UNION SCHOOL DISTRICT	Education Specialist Instruction Credential	Mild/Moderate Disabilities	0	4	0	4
			Moderate/Severe Disabilities	1	1	0	2
			Visual Impairments	1	0	0	1
		School District Total			6	14	0
	DISCOVERY CHARTER SCHOOL	Multiple Subject Teaching Credential	General Subjects	1	1	0	2
		School District Total			1	1	0
	DOWNTOWN COLLEGE PREP - ALUM ROCK	Single Subject Teaching Credential	Art	0	1	0	1
			English	1	0	0	1
			Foreign Language: Spanish	0	1	1	2
			Mathematics	0	5	1	6
			Physical Education	0	1	0	1
			Science: Biological Sciences	0	2	0	2
			Science: Chemistry	0	1	0	1
			Science: Physics	0	1	0	1
			Social Science	0	4	0	4
		Education Specialist Instruction Credential	Mild/Moderate Disabilities	1	1	0	2
	School District Total			2	17	2	21
	DOWNTOWN COLLEGE PREPARATORY MIDDLE	Single Subject Teaching Credential	English	0	1	1	2

TABLE 5C
Distribution of Intern Credentials, Permits and Waivers by County, School District, Type and by Subject Area
July 1, 2016 to June 30, 2017

Note: Counties with no Intern Credentials, Permits or Waivers are not included in this table.

County	School District	Credential Name	Subject Area	Intern Credentials - Total	Permits - Total	Waivers - Total	Total Interns, Permits and Waivers	
Santa Clara	DOWNTOWN COLLEGE PREPARATORY MIDDLE	Single Subject Teaching Credential	Social Science	0	1	0	1	
		Education Specialist Instruction Credential	Mild/Moderate Disabilities	0	1	0	1	
		School District Total			0	3	1	4
	EAST SIDE UNION HIGH SCHOOL DISTRICT	Single Subject Teaching Credential	Art		1	1	0	2
			English		5	6	0	11
			Foreign Language: Spanish		1	2	0	3
			Foreign Language: Vietnamese		0	1	0	1
			Mathematics		2	1	1	4
			Physical Education		1	0	0	1
			Science: Biological Sciences		2	1	0	3
			Science: Chemistry		2	0	0	2
			Science: Physics		1	1	0	2
			Social Science		1	1	0	2
		Education Specialist Instruction Credential	Mild/Moderate Disabilities		5	9	0	14
			Moderate/Severe Disabilities		2	1	0	3
	School District Total			23	24	1	48	
	ESCUELA POPULAR/CENTER FOR TRAINING AND CAREERS, FAMILY LEARNING	Multiple Subject Teaching Credential	General Subjects		2	0	1	3
		Single Subject Teaching Credential	English		1	0	0	1

TABLE 5C
Distribution of Intern Credentials, Permits and Waivers by County, School District, Type and by Subject Area
July 1, 2016 to June 30, 2017

Note: Counties with no Intern Credentials, Permits or Waivers are not included in this table.

County	School District	Credential Name	Subject Area	Intern Credentials - Total	Permits - Total	Waivers - Total	Total Interns, Permits and Waivers
Santa Clara	ESCUELA POPULAR/CENTER FOR TRAINING AND CAREERS, FAMILY LEARNING	Single Subject Teaching Credential	Mathematics	0	0	1	1
		School District Total			3	0	2
	EVERGREEN SCHOOL DISTRICT	Single Subject Teaching Credential	Science: Biological Sciences	0	1	0	1
		Education Specialist Instruction Credential	Moderate/Severe Disabilities	0	1	0	1
		School District Total			0	2	0
	FRANKLIN-MCKINLEY ELEMENTARY SCHOOL DISTRICT	Multiple Subject Teaching Credential	General Subjects	2	1	0	3
		Single Subject Teaching Credential	Home Economics	0	1	0	1
			Physical Education	0	1	0	1
		Education Specialist Instruction Credential	Early Childhood Special Education	1	0	0	1
			Mild/Moderate Disabilities	0	1	0	1
			Moderate/Severe Disabilities	1	1	0	2
		School District Total			4	5	0
	FREMONT UNION HIGH SCHOOL DISTRICT	Single Subject Teaching Credential	English	0	2	0	2
			Science: Biological Sciences	0	1	0	1
			Science: Physics	0	1	0	1
		Education Specialist Instruction Credential	Mild/Moderate Disabilities	1	1	0	2
		School District Total			1	5	0
	GILROY PREP	Multiple Subject Teaching Credential	General Subjects	4	3	0	7

TABLE 5C
Distribution of Intern Credentials, Permits and Waivers by County, School District, Type and by Subject Area
July 1, 2016 to June 30, 2017

Note: Counties with no Intern Credentials, Permits or Waivers are not included in this table.

County	School District	Credential Name	Subject Area	Intern Credentials - Total	Permits - Total	Waivers - Total	Total Interns, Permits and Waivers
Santa Clara	GILROY PREP	School District Total		4	3	0	7
	GILROY UNIFIED SCHOOL DISTRICT	Multiple Subject Teaching Credential	General Subjects	2	11	0	13
		Single Subject Teaching Credential	English	1	1	0	2
			Foreign Language: Spanish	1	0	0	1
			Mathematics	0	2	0	2
			Physical Education	0	5	0	5
			Science: Biological Sciences	1	1	0	2
			Social Science	0	3	0	3
			Education Specialist Instruction Credential	Early Childhood Special Education	1	2	0
		Mild/Moderate Disabilities	2	4	0	6	
		Moderate/Severe Disabilities	0	2	0	2	
	School District Total		8	31	0	39	
	KIPP HEARTWOOD ACADEMY	Single Subject Teaching Credential	Mathematics (Foundational-Level)	0	1	0	1
		School District Total		0	1	0	1
	KIPP HERITAGE ACADEMY	Multiple Subject Teaching Credential	General Subjects	0	1	0	1
		Single Subject Teaching Credential	English	0	1	0	1
			General Science (Foundational-Level)	1	1	0	2
			Mathematics (Foundational-Level)	1	2	0	3

TABLE 5C
Distribution of Intern Credentials, Permits and Waivers by County, School District, Type and by Subject Area
July 1, 2016 to June 30, 2017

Note: Counties with no Intern Credentials, Permits or Waivers are not included in this table.

County	School District	Credential Name	Subject Area	Intern Credentials - Total	Permits - Total	Waivers - Total	Total Interns, Permits and Waivers
Santa Clara	KIPP HERITAGE ACADEMY	Education Specialist Instruction Credential	Mild/Moderate Disabilities	1	0	0	1
		School District Total			3	5	0
	KIPP PRIZE PREPARATORY ACADEMY	Single Subject Teaching Credential	English	1	1	0	2
			Mathematics (Foundational-Level)	1	0	0	1
		School District Total			2	1	0
	KIPP SAN JOSE COLLEGIATE	Single Subject Teaching Credential	Foreign Language: Spanish	0	1	0	1
			Science: Biological Sciences	1	0	0	1
		School District Total			1	1	0
	LAKESIDE JOINT SCHOOL DISTRICT	Multiple Subject Teaching Credential	General Subjects	1	0	0	1
		School District Total			1	0	0
	LATINO COLLEGE PREPARATORY ACADEMY	Single Subject Teaching Credential	Mathematics	0	2	0	2
		School District Total			0	2	0
	LOMA PRIETA JOINT UNION ELEMENTARY SCHOOL DISTRICT	Education Specialist Instruction Credential	Mild/Moderate Disabilities	1	0	0	1
		School District Total			1	0	0
	LOS ALTOS ELEMENTARY SCHOOL DISTRICT	Multiple Subject Teaching Credential	General Subjects	2	0	0	2
		School District Total			2	0	0
	LOS GATOS UNION ELEMENTARY SCHOOL DISTRICT	Multiple Subject Teaching Credential	General Subjects	1	0	0	1
Single Subject Teaching Credential		Art	0	1	0	1	

TABLE 5C
Distribution of Intern Credentials, Permits and Waivers by County, School District, Type and by Subject Area
July 1, 2016 to June 30, 2017

Note: Counties with no Intern Credentials, Permits or Waivers are not included in this table.

County	School District	Credential Name	Subject Area	Intern Credentials - Total	Permits - Total	Waivers - Total	Total Interns, Permits and Waivers
Santa Clara	LOS GATOS UNION ELEMENTARY SCHOOL DISTRICT	School District Total		1	1	0	2
		Single Subject Teaching Credential	Science: Physics	0	1	0	1
	LOS GATOS-SARATOGA JOINT UNION SCHOOL DISTRICT	School District Total		0	1	0	1
	MILPITAS UNIFIED SCHOOL DISTRICT	Multiple Subject Teaching Credential	General Subjects	0	1	0	1
		Single Subject Teaching Credential	Foreign Language: Spanish	1	0	0	1
		Education Specialist Instruction Credential	Mild/Moderate Disabilities	1	2	0	3
		School District Total		2	3	0	5
	MORELAND ELEMENTARY SCHOOL DISTRICT	Education Specialist Instruction Credential	Moderate/Severe Disabilities	0	1	0	1
		School District Total		0	1	0	1
	MORGAN AUTISM CENTER	Education Specialist Instruction Credential	Moderate/Severe Disabilities	1	0	0	1
		School District Total		1	0	0	1
	MORGAN HILL UNIFIED SCHOOL DISTRICT	Multiple Subject Teaching Credential	General Subjects	2	2	0	4
		Single Subject Teaching Credential	English	0	1	0	1
			Foreign Language: Spanish	0	1	0	1
			General Science (Foundational-Level)	0	1	0	1
			Mathematics	0	2	0	2
			Physical Education	0	3	0	3
			Science: Biological Sciences	1	1	0	2
	School District Total		2	10	0	12	

TABLE 5C
Distribution of Intern Credentials, Permits and Waivers by County, School District, Type and by Subject Area
July 1, 2016 to June 30, 2017

Note: Counties with no Intern Credentials, Permits or Waivers are not included in this table.

County	School District	Credential Name	Subject Area	Intern Credentials - Total	Permits - Total	Waivers - Total	Total Interns, Permits and Waivers
Santa Clara	MORGAN HILL UNIFIED SCHOOL DISTRICT	Single Subject Teaching Credential	Science: Chemistry	0	1	0	1
		Education Specialist Instruction Credential	Mild/Moderate Disabilities	2	7	0	9
			Moderate/Severe Disabilities	1	4	0	5
		School District Total			6	23	0
	MOUNTAIN VIEW-LOS ALTOS UNION HIGH SCHOOL DISTRICT	Single Subject Teaching Credential	Mathematics	0	1	0	1
			Physical Education	0	1	0	1
		Education Specialist Instruction Credential	Mild/Moderate Disabilities	0	2	0	2
		School District Total			0	4	0
	MOUNTAIN VIEW-WHISMAN ELEMENTARY SCHOOL DISTRICT	Multiple Subject Teaching Credential	General Subjects	0	1	0	1
		Single Subject Teaching Credential	Mathematics	1	0	0	1
		Education Specialist Instruction Credential	Moderate/Severe Disabilities	0	1	0	1
		School District Total			1	2	0
	MT. PLEASANT ELEMENTARY	Multiple Subject Teaching Credential	General Subjects	1	0	0	1
		School District Total			1	0	0
	MT. PLEASANT SCHOOL DISTRICT	Multiple Subject Teaching Credential	General Subjects	1	3	0	4
		Single Subject Teaching Credential	Physical Education	0	1	0	1
Science: Physics			0	1	0	1	
Education Specialist Instruction Credential		Moderate/Severe Disabilities	1	0	0	1	

TABLE 5C
Distribution of Intern Credentials, Permits and Waivers by County, School District, Type and by Subject Area
July 1, 2016 to June 30, 2017

Note: Counties with no Intern Credentials, Permits or Waivers are not included in this table.

County	School District	Credential Name	Subject Area	Intern Credentials - Total	Permits - Total	Waivers - Total	Total Interns, Permits and Waivers	
Santa Clara	MT. PLEASANT SCHOOL DISTRICT	School District Total		2	5	0	7	
		OAK GROVE ELEMENTARY SCHOOL DISTRICT	Multiple Subject Teaching Credential	General Subjects	4	3	0	7
	OAK GROVE ELEMENTARY SCHOOL DISTRICT	Single Subject Teaching Credential	Mathematics		0	1	0	1
			Physical Education		0	2	0	2
		Education Specialist Instruction Credential	Early Childhood Special Education		1	0	0	1
			Mild/Moderate Disabilities		2	2	0	4
			Moderate/Severe Disabilities		0	1	0	1
		School District Total		7	9	0	16	
	OAK GROVE SCHOOL DISTRICT	Multiple Subject Teaching Credential	General Subjects	1	0	0	1	
		Single Subject Teaching Credential	Mathematics (Foundational-Level)	0	0	1	1	
		School District Total		1	0	1	2	
	ORCHARD SCHOOL DISTRICT	Multiple Subject Teaching Credential	General Subjects	1	0	0	1	
		School District Total		1	0	0	1	
	PACIFIC AUTISM CENTER FOR EDUCATION	Education Specialist Instruction Credential	Moderate/Severe Disabilities	1	0	0	1	
		School District Total		1	0	0	1	
	PALO ALTO UNIFIED	Multiple Subject Teaching Credential	General Subjects	2	0	0	2	
		Single Subject Teaching Credential	Physical Education	1	0	0	1	
			Science: Chemistry	1	0	0	1	

TABLE 5C
Distribution of Intern Credentials, Permits and Waivers by County, School District, Type and by Subject Area
July 1, 2016 to June 30, 2017

Note: Counties with no Intern Credentials, Permits or Waivers are not included in this table.

County	School District	Credential Name	Subject Area	Intern Credentials - Total	Permits - Total	Waivers - Total	Total Interns, Permits and Waivers
Santa Clara	PALO ALTO UNIFIED	Single Subject Teaching Credential	Social Science	0	1	0	1
		Education Specialist Instruction Credential	Mild/Moderate Disabilities	2	1	0	3
		School District Total			6	2	0
	PALO ALTO UNIFIED SCHOOL DISTRICT	Single Subject Teaching Credential	General Science (Foundational-Level)	0	1	0	1
		School District Total			0	1	0
	PHOENIX SCHOOL	Multiple Subject Teaching Credential	General Subjects	1	0	0	1
		School District Total			1	0	0
	ROCKETSHIP ACADEMY BRILLIANT MINDS	Multiple Subject Teaching Credential	General Subjects	2	9	1	12
		School District Total			2	9	1
	ROCKETSHIP ALMA ACADEMY	Multiple Subject Teaching Credential	General Subjects	1	8	1	10
		School District Total			1	8	1
	ROCKETSHIP DISCOVERY PREP	Multiple Subject Teaching Credential	General Subjects	2	3	2	7
		Education Specialist Instruction Credential	Mild/Moderate Disabilities	0	1	0	1
			Moderate/Severe Disabilities	0	1	0	1
		School District Total			2	5	2
	ROCKETSHIP FUERZA COMMUNITY PREP	Multiple Subject Teaching Credential	General Subjects	1	5	0	6
		Education Specialist Instruction Credential	Mild/Moderate Disabilities	0	1	1	2
		School District Total			1	6	1

TABLE 5C
Distribution of Intern Credentials, Permits and Waivers by County, School District, Type and by Subject Area
July 1, 2016 to June 30, 2017

Note: Counties with no Intern Credentials, Permits or Waivers are not included in this table.

County	School District	Credential Name	Subject Area	Intern Credentials - Total	Permits - Total	Waivers - Total	Total Interns, Permits and Waivers
Santa Clara	ROCKETSHIP LOS SUENOS ACADEMY	Multiple Subject Teaching Credential	General Subjects	2	1	0	3
		Education Specialist Instruction Credential	Mild/Moderate Disabilities	0	1	0	1
		School District Total		2	2	0	4
	ROCKETSHIP MATEO SHEEDY ELEMENTARY	Multiple Subject Teaching Credential	General Subjects	1	2	1	4
		Education Specialist Instruction Credential	Mild/Moderate Disabilities	0	1	0	1
		School District Total		1	3	1	5
	ROCKETSHIP MOSAIC ELEMENTARY	Multiple Subject Teaching Credential	General Subjects	1	1	0	2
		Education Specialist Instruction Credential	Mild/Moderate Disabilities	0	1	0	1
		School District Total		1	2	0	3
	ROCKETSHIP RISING STARS	Multiple Subject Teaching Credential	General Subjects	0	6	0	6
		School District Total		0	6	0	6
	ROCKETSHIP SI SE PUEDE ACADEMY	Multiple Subject Teaching Credential	General Subjects	3	1	0	4
		School District Total		3	1	0	4
	ROCKETSHIP SPARK	Multiple Subject Teaching Credential	General Subjects	4	0	0	4
		Education Specialist Instruction Credential	Mild/Moderate Disabilities	0	1	0	1
		School District Total		4	1	0	5
	SAN JOSE UNIFIED SCHOOL DISTRICT	Multiple Subject Teaching Credential	General Subjects	4	2	0	6
Single Subject Teaching Credential		Art	0	1	0	1	

TABLE 5C
Distribution of Intern Credentials, Permits and Waivers by County, School District, Type and by Subject Area
July 1, 2016 to June 30, 2017

Note: Counties with no Intern Credentials, Permits or Waivers are not included in this table.

County	School District	Credential Name	Subject Area	Intern Credentials - Total	Permits - Total	Waivers - Total	Total Interns, Permits and Waivers	
Santa Clara	SAN JOSE UNIFIED SCHOOL DISTRICT	Single Subject Teaching Credential	English	1	3	0	4	
			Foreign Language: Spanish	0	2	0	2	
			General Science (Foundational-Level)	1	0	0	1	
			Mathematics	2	3	0	5	
			Mathematics (Foundational-Level)	1	2	0	3	
			Physical Education	1	5	0	6	
			Science: Biological Sciences	1	1	0	2	
			Science: Chemistry	1	0	0	1	
			Science: Physics	0	1	0	1	
			Social Science	0	2	0	2	
			Education Specialist Instruction Credential	Mild/Moderate Disabilities	6	5	0	11
	Moderate/Severe Disabilities	1		1	0	2		
	School District Total				19	28	0	47
	SANTA CLARA COUNTY OFFICE OF EDUCATION	Multiple Subject Teaching Credential	General Subjects	5	1	0	6	
			Single Subject Teaching Credential	English	1	1	0	2
		Education Specialist Instruction Credential	Home Economics	0	1	0	1	
			Early Childhood Special Education	2	0	1	3	
Mild/Moderate Disabilities			3	1	0	4		

TABLE 5C
Distribution of Intern Credentials, Permits and Waivers by County, School District, Type and by Subject Area
July 1, 2016 to June 30, 2017

Note: Counties with no Intern Credentials, Permits or Waivers are not included in this table.

County	School District	Credential Name	Subject Area	Intern Credentials - Total	Permits - Total	Waivers - Total	Total Interns, Permits and Waivers
Santa Clara	SANTA CLARA COUNTY OFFICE OF EDUCATION	Education Specialist Instruction Credential	Moderate/Severe Disabilities	5	11	0	16
			Physical and Health Impairments	0	2	0	2
			Visual Impairments	1	0	0	1
		School District Total			17	17	1
	SANTA CLARA UNIFIED SCHOOL DISTRICT	Multiple Subject Teaching Credential	General Subjects	3	1	0	4
			Foreign Language: American Sign Language	0	1	0	1
		Single Subject Teaching Credential	Physical Education	4	2	0	6
			Social Science	0	1	0	1
			Education Specialist Instruction Credential	Early Childhood Special Education	2	0	0
		Education Specialist Instruction Credential	Mild/Moderate Disabilities	3	1	0	4
			Moderate/Severe Disabilities	3	2	0	5
		School District Total			15	8	0
	SECOND START LEARNING DISABILITY INC.	Education Specialist Instruction Credential	Moderate/Severe Disabilities	1	0	0	1
		School District Total			1	0	0
	SILICON VALLEY FLEX ACADEMY	Single Subject Teaching Credential	Mathematics	0	1	0	1
		School District Total			0	1	0
	SKYLAR HADDEN	Education Specialist Instruction Credential	Mild/Moderate Disabilities	0	1	0	1
		School District Total			0	1	0

TABLE 5C
Distribution of Intern Credentials, Permits and Waivers by County, School District, Type and by Subject Area
July 1, 2016 to June 30, 2017

Note: Counties with no Intern Credentials, Permits or Waivers are not included in this table.

County	School District	Credential Name	Subject Area	Intern Credentials - Total	Permits - Total	Waivers - Total	Total Interns, Permits and Waivers
Santa Clara	SPARK CHARTER	Multiple Subject Teaching Credential	General Subjects	0	1	0	1
		School District Total		0	1	0	1
	SUMMIT PUBLIC SCHOOL: DENALI	Single Subject Teaching Credential	Mathematics	0	1	0	1
		Education Specialist Instruction Credential	Mild/Moderate Disabilities	1	1	0	2
		School District Total		1	2	0	3
	SUMMIT PUBLIC SCHOOL: RAINIER	Single Subject Teaching Credential	Foreign Language: Spanish	0	1	0	1
			Science: Biological Sciences	0	1	0	1
			Science: Physics	0	1	0	1
		Education Specialist Instruction Credential	Mild/Moderate Disabilities	0	1	0	1
		School District Total		0	4	0	4
	SUMMIT PUBLIC SCHOOL: TAHOMA	Single Subject Teaching Credential	Foreign Language: Spanish	0	1	0	1
			Science: Biological Sciences	0	1	0	1
		Education Specialist Instruction Credential	Mild/Moderate Disabilities	1	0	0	1
		School District Total		1	2	0	3
	SUNNYVALE ELEMENTARY	Multiple Subject Teaching Credential	General Subjects	1	2	0	3
		Education Specialist Instruction Credential	Early Childhood Special Education	1	0	0	1
			Mild/Moderate Disabilities	0	2	0	2
		School District Total		2	4	0	6

TABLE 5C
Distribution of Intern Credentials, Permits and Waivers by County, School District, Type and by Subject Area
July 1, 2016 to June 30, 2017

Note: Counties with no Intern Credentials, Permits or Waivers are not included in this table.

County	School District	Credential Name	Subject Area	Intern Credentials - Total	Permits - Total	Waivers - Total	Total Interns, Permits and Waivers	
Santa Clara	SUNRISE MIDDLE	Single Subject Teaching Credential	English	0	1	0	1	
			Mathematics (Foundational-Level)	0	1	0	1	
		School District Total			0	2	0	2
	UNION ELEMENTARY SCHOOL DISTRICT	Multiple Subject Teaching Credential	General Subjects	1	0	0	1	
		Single Subject Teaching Credential	Mathematics	0	1	0	1	
		Education Specialist Instruction Credential	Moderate/Severe Disabilities	1	0	0	1	
		School District Total			2	1	0	3
	UNIVERSITY PREPARATORY ACADEMY	Single Subject Teaching Credential	Physical Education	0	0	1	1	
		School District Total			0	0	1	1
	VOICES COLLEGE-BOUND LANGUAGE ACADEMY	Multiple Subject Teaching Credential	General Subjects	2	16	0	18	
		School District Total			2	16	0	18
	Total				214	367	15	596
	Santa Cruz	CEIBA COLLEGE PREPARATORY ACADEMY	Single Subject Teaching Credential	Science: Biological Sciences	0	1	0	1
Social Science				0	1	0	1	
Education Specialist Instruction Credential			Mild/Moderate Disabilities	0	1	0	1	
School District Total			0	3	0	3		
LIVE OAK ELEMENTARY SCHOOL DISTRICT		Multiple Subject Teaching Credential	General Subjects	0	1	0	1	
		Single Subject Teaching Credential	Art	0	1	0	1	

TABLE 5C
Distribution of Intern Credentials, Permits and Waivers by County, School District, Type and by Subject Area
July 1, 2016 to June 30, 2017

Note: Counties with no Intern Credentials, Permits or Waivers are not included in this table.

County	School District	Credential Name	Subject Area	Intern Credentials - Total	Permits - Total	Waivers - Total	Total Interns, Permits and Waivers	
Santa Cruz	LIVE OAK ELEMENTARY SCHOOL DISTRICT	Single Subject Teaching Credential	English	0	1	0	1	
		School District Total			0	3	0	3
	PACIFIC COLLEGIATE CHARTER	Single Subject Teaching Credential	English	0	1	0	1	
			Science: Chemistry	0	0	1	1	
			Science: Physics	0	0	1	1	
			Social Science	0	0	1	1	
		School District Total			0	1	3	4
	PAJARO VALLEY UNIFIED SCHOOL DISTRICT	Multiple Subject Teaching Credential	General Subjects	8	10	0	18	
			Single Subject Teaching Credential	Art	0	2	0	2
				English	0	1	0	1
				General Science (Foundational-Level)	0	1	0	1
				Mathematics	0	3	0	3
				Music	0	4	0	4
				Physical Education	1	0	0	1
				Social Science	0	2	0	2
			Education Specialist Instruction Credential	Early Childhood Special Education	0	3	0	3
				Mild/Moderate Disabilities	2	5	0	7
	Moderate/Severe Disabilities	2		0	0	2		

TABLE 5C
Distribution of Intern Credentials, Permits and Waivers by County, School District, Type and by Subject Area
July 1, 2016 to June 30, 2017

Note: Counties with no Intern Credentials, Permits or Waivers are not included in this table.

County	School District	Credential Name	Subject Area	Intern Credentials - Total	Permits - Total	Waivers - Total	Total Interns, Permits and Waivers
Santa Cruz	PAJARO VALLEY UNIFIED SCHOOL DISTRICT	School District Total		13	31	0	44
		Single Subject Teaching Credential	Mathematics	0	1	0	1
	SAN LORENZO VALLEY UNIFIED SCHOOL DISTRICT	Education Specialist Instruction Credential	Mild/Moderate Disabilities	1	1	0	2
		School District Total		1	2	0	3
		SANTA CRUZ CITY HIGH SCHOOL DISTRICT	Single Subject Teaching Credential	Biological Sciences (Specialized)	1	0	0
	English			0	1	0	1
	Mathematics			2	0	0	2
	Music			1	0	0	1
	Education Specialist Instruction Credential		Mild/Moderate Disabilities	1	0	0	1
	School District Total		5	1	0	6	
	SANTA CRUZ COUNTY OFFICE OF EDUCATION	Single Subject Teaching Credential	English	1	1	0	2
			Mathematics	1	1	0	2
		Education Specialist Instruction Credential	Early Childhood Special Education	0	1	0	1
		School District Total		2	3	0	5
	SCOTTS VALLEY UNIFIED SCHOOL DISTRICT	Multiple Subject Teaching Credential	General Subjects	0	2	0	2
		Single Subject Teaching Credential	Art	0	1	0	1
			English	1	0	0	1
		Education Specialist Instruction Credential	Early Childhood Special Education	0	1	0	1

TABLE 5C
Distribution of Intern Credentials, Permits and Waivers by County, School District, Type and by Subject Area
July 1, 2016 to June 30, 2017

Note: Counties with no Intern Credentials, Permits or Waivers are not included in this table.

County	School District	Credential Name	Subject Area	Intern Credentials - Total	Permits - Total	Waivers - Total	Total Interns, Permits and Waivers	
Santa Cruz	SCOTTS VALLEY UNIFIED SCHOOL DISTRICT	Education Specialist Instruction Credential	Mild/Moderate Disabilities	0	1	0	1	
			Moderate/Severe Disabilities	0	1	0	1	
		School District Total			1	6	0	7
	THE BAY SCHOOL	Education Specialist Instruction Credential	Moderate/Severe Disabilities	1	0	0	1	
		School District Total			1	0	0	1
	Total				23	50	3	76
	Shasta	ANDERSON UNION HIGH SCHOOL DISTRICT	Single Subject Teaching Credential	Agriculture	1	0	0	1
Foreign Language: American Sign Language				0	0	1	1	
Physical Education				0	1	0	1	
Education Specialist Instruction Credential			Mild/Moderate Disabilities	1	1	0	2	
			Moderate/Severe Disabilities	0	1	0	1	
School District Total			2	3	1	6		
BLACK BUTTE UNION ELEMENTARY SCHOOL DISTRICT		Single Subject Teaching Credential	Science: Chemistry	0	1	0	1	
		School District Total			0	1	0	1
CASCADE UNION ELEMENTARY SCHOOL DISTRICT		Multiple Subject Teaching Credential	General Subjects	1	1	0	2	
			Education Specialist Instruction Credential	Early Childhood Special Education	0	1	0	1
		Education Specialist Instruction Credential	Mild/Moderate Disabilities	1	3	0	4	
	Moderate/Severe Disabilities		1	4	0	5		

TABLE 5C
Distribution of Intern Credentials, Permits and Waivers by County, School District, Type and by Subject Area
July 1, 2016 to June 30, 2017

Note: Counties with no Intern Credentials, Permits or Waivers are not included in this table.

County	School District	Credential Name	Subject Area	Intern Credentials - Total	Permits - Total	Waivers - Total	Total Interns, Permits and Waivers
Shasta	CASCADE UNION ELEMENTARY SCHOOL DISTRICT	Education Specialist Instruction Credential	Physical and Health Impairments	0	4	0	4
		School District Total			3	13	0
	CHRYSALIS-MONARCH LEARNING CENTER CHARTER	Education Specialist Instruction Credential	Mild/Moderate Disabilities	1	0	0	1
		School District Total			1	0	0
	COLUMBIA ELEMENTARY	Education Specialist Instruction Credential	Mild/Moderate Disabilities	1	0	0	1
		School District Total			1	0	0
	COTTONWOOD UNION ELEMENTARY	Single Subject Teaching Credential	Foreign Language: Spanish	0	1	0	1
			Mathematics	0	1	0	1
			Music	0	1	0	1
		School District Total			0	3	0
	ENTERPRISE ELEMENTARY SCHOOL DISTRICT	Multiple Subject Teaching Credential	General Subjects	0	2	0	2
		Single Subject Teaching Credential	Physical Education	0	1	0	1
		School District Total			0	3	0
	FALL RIVER JOINT UNIFIED SCHOOL DISTRICT	Multiple Subject Teaching Credential	General Subjects	0	3	0	3
		Single Subject Teaching Credential	Art	0	1	0	1
			Business	0	1	0	1
			Health Science	0	1	0	1
			Science: Geosciences	0	1	0	1

TABLE 5C
Distribution of Intern Credentials, Permits and Waivers by County, School District, Type and by Subject Area
July 1, 2016 to June 30, 2017

Note: Counties with no Intern Credentials, Permits or Waivers are not included in this table.

County	School District	Credential Name	Subject Area	Intern Credentials - Total	Permits - Total	Waivers - Total	Total Interns, Permits and Waivers
Shasta	FALL RIVER JOINT UNIFIED SCHOOL DISTRICT	School District Total		0	7	0	7
	GATEWAY UNIFIED SCHOOL DISTRICT	Multiple Subject Teaching Credential	General Subjects	1	2	0	3
		Single Subject Teaching Credential	Agriculture	1	0	0	1
			Foreign Language: American Sign Language	0	1	0	1
			Science: Chemistry	0	1	0	1
		Education Specialist Instruction Credential	Mild/Moderate Disabilities	1	2	0	3
			Moderate/Severe Disabilities	2	2	0	4
		School District Total		5	8	0	13
	HAPPY VALLEY UNION ELEMENTARY SCHOOL DISTRICT	Single Subject Teaching Credential	English	0	1	0	1
		School District Total		0	1	0	1
	JUNCTION ELEMENTARY	Education Specialist Instruction Credential	Mild/Moderate Disabilities	0	1	0	1
		School District Total		0	1	0	1
	NORTH VALLEY SCHOOL	Education Specialist Instruction Credential	Mild/Moderate Disabilities	0	2	0	2
		School District Total		0	2	0	2
	PACHECO UNION ELEMENTARY SCHOOL DISTRICT	Multiple Subject Teaching Credential	General Subjects	0	2	0	2
		School District Total		0	2	0	2
	REDDING ELEMENTARY SCHOOL DISTRICT	Multiple Subject Teaching Credential	General Subjects	0	2	0	2
		Education Specialist Instruction Credential	Mild/Moderate Disabilities	2	2	0	4

TABLE 5C
Distribution of Intern Credentials, Permits and Waivers by County, School District, Type and by Subject Area
July 1, 2016 to June 30, 2017

Note: Counties with no Intern Credentials, Permits or Waivers are not included in this table.

County	School District	Credential Name	Subject Area	Intern Credentials - Total	Permits - Total	Waivers - Total	Total Interns, Permits and Waivers
Shasta	REDDING ELEMENTARY SCHOOL DISTRICT	School District Total		2	4	0	6
	REDDING STEM ACADEMY	Multiple Subject Teaching Credential	General Subjects	0	2	0	2
		School District Total		0	2	0	2
	SHASTA COUNTY OFFICE OF EDUCATION	Education Specialist Instruction Credential	Early Childhood Special Education	0	1	0	1
			Mild/Moderate Disabilities	0	2	0	2
			Visual Impairments	0	1	0	1
		School District Total		0	4	0	4
	SHASTA UNION HIGH SCHOOL DISTRICT	Single Subject Teaching Credential	Agriculture	1	0	0	1
			Foreign Language: Latin	0	1	0	1
			Mathematics	0	1	0	1
			Science: Geosciences	0	1	0	1
		Education Specialist Instruction Credential	Mild/Moderate Disabilities	1	2	0	3
		School District Total		2	5	0	7
	UNIVERSITY PREPARATORY SCHOOL	Single Subject Teaching Credential	Foreign Language: Latin	0	1	0	1
		School District Total		0	1	0	1
Total				16	60	1	77
Sierra	SIERRA-PLUMAS JOINT UNIFIED SCHOOL DISTRICT	Single Subject Teaching Credential	Science: Biological Sciences	1	0	0	1
			Science: Geosciences	0	1	0	1

TABLE 5C
Distribution of Intern Credentials, Permits and Waivers by County, School District, Type and by Subject Area
July 1, 2016 to June 30, 2017

Note: Counties with no Intern Credentials, Permits or Waivers are not included in this table.

County	School District	Credential Name	Subject Area	Intern Credentials - Total	Permits - Total	Waivers - Total	Total Interns, Permits and Waivers
Sierra	SIERRA-PLUMAS JOINT UNIFIED SCHOOL DISTRICT	School District Total		1	1	0	2
		Total		1	1	0	2
Siskiyou	BIG SPRINGS UNION ELEMENTARY	Multiple Subject Teaching Credential	General Subjects	0	1	0	1
		School District Total		0	1	0	1
	BUTTE VALLEY UNIFIED	Multiple Subject Teaching Credential	General Subjects	0	2	0	2
		Single Subject Teaching Credential	English	1	0	0	1
		Education Specialist Instruction Credential	Mild/Moderate Disabilities	1	0	0	1
		School District Total		2	2	0	4
	BUTTEVILLE UNION ELEMENTARY	Multiple Subject Teaching Credential	General Subjects	1	0	0	1
		School District Total		1	0	0	1
	GAZELLE UNION ELEMENTARY	Multiple Subject Teaching Credential	General Subjects	0	1	0	1
		School District Total		0	1	0	1
	GOLDEN EAGLE CHARTER SCHOOL	Multiple Subject Teaching Credential	General Subjects	0	2	0	2
		School District Total		0	2	0	2
	GRENADA ELEMENTARY	Multiple Subject Teaching Credential	General Subjects	0	1	0	1
		School District Total		0	1	0	1
	HORN BROOK ELEMENTARY	Multiple Subject Teaching Credential	General Subjects	0	1	0	1
		School District Total		0	1	0	1

TABLE 5C
Distribution of Intern Credentials, Permits and Waivers by County, School District, Type and by Subject Area
July 1, 2016 to June 30, 2017

Note: Counties with no Intern Credentials, Permits or Waivers are not included in this table.

County	School District	Credential Name	Subject Area	Intern Credentials - Total	Permits - Total	Waivers - Total	Total Interns, Permits and Waivers
Siskiyou	MONTAGUE ELEMENTARY	Multiple Subject Teaching Credential	General Subjects	0	1	0	1
		School District Total		0	1	0	1
	SCOTT VALLEY UNIFIED SCHOOL DISTRICT	Multiple Subject Teaching Credential	General Subjects	0	0	1	1
		School District Total		0	0	1	1
	SEIAD ELEMENTARY	Multiple Subject Teaching Credential	General Subjects	0	1	0	1
		School District Total		0	1	0	1
	SISKIYOU COUNTY OFFICE OF EDUCATION	Multiple Subject Teaching Credential	General Subjects	0	1	0	1
		Single Subject Teaching Credential	English	0	1	0	1
			General Science (Foundational-Level)	0	1	0	1
			Mathematics (Foundational-Level)	0	1	0	1
		Education Specialist Instruction Credential	Early Childhood Special Education	0	1	0	1
			Moderate/Severe Disabilities	0	3	0	3
		School District Total		0	8	0	8
	SISKIYOU UNION HIGH	Single Subject Teaching Credential	English	0	1	0	1
			Mathematics	0	1	0	1
		School District Total		0	2	0	2
	WEED UNION ELEMENTARY	Multiple Subject Teaching Credential	General Subjects	0	1	0	1
		School District Total		0	1	0	1

TABLE 5C
Distribution of Intern Credentials, Permits and Waivers by County, School District, Type and by Subject Area
July 1, 2016 to June 30, 2017

Note: Counties with no Intern Credentials, Permits or Waivers are not included in this table.

County	School District	Credential Name	Subject Area	Intern Credentials - Total	Permits - Total	Waivers - Total	Total Interns, Permits and Waivers
Siskiyou	YREKA UNION HIGH	Single Subject Teaching Credential	Science: Biological Sciences	0	1	0	1
		School District Total		0	1	0	1
	Total		3	22	1	26	
Solano	BENICIA UNIFIED SCHOOL DISTRICT	Multiple Subject Teaching Credential	General Subjects	1	0	0	1
		Single Subject Teaching Credential	Foreign Language: Spanish	0	1	0	1
			Industrial and Technology Education	0	1	0	1
			Physical Education	0	1	0	1
			Social Science	0	1	0	1
		Education Specialist Instruction Credential	Mild/Moderate Disabilities	0	1	0	1
		School District Total		1	5	0	6
	CALIBER: CHANGEMAKERS ACADEMY	Multiple Subject Teaching Credential	General Subjects	0	2	0	2
		School District Total		0	2	0	2
	DIXON UNIFIED SCHOOL DISTRICT	Multiple Subject Teaching Credential	General Subjects	1	1	0	2
		Single Subject Teaching Credential	Science: Biological Sciences	1	0	0	1
			Social Science	0	1	0	1
		Education Specialist Instruction Credential	Mild/Moderate Disabilities	0	1	0	1
			Moderate/Severe Disabilities	0	1	0	1
		School District Total		2	4	0	6

TABLE 5C
Distribution of Intern Credentials, Permits and Waivers by County, School District, Type and by Subject Area
July 1, 2016 to June 30, 2017

Note: Counties with no Intern Credentials, Permits or Waivers are not included in this table.

County	School District	Credential Name	Subject Area	Intern Credentials - Total	Permits - Total	Waivers - Total	Total Interns, Permits and Waivers
Solano	FAIRFIELD-SUISUN UNIFIED SCHOOL DISTRICT	Multiple Subject Teaching Credential	General Subjects	15	10	0	25
		Single Subject Teaching Credential	Art	1	2	0	3
			English	2	6	0	8
			Foreign Language: Spanish	0	2	0	2
			General Science (Foundational-Level)	0	1	0	1
			Industrial and Technology Education	0	1	0	1
			Mathematics	0	4	0	4
			Mathematics (Foundational-Level)	1	0	0	1
			Physical Education	0	12	0	12
			Science: Biological Sciences	0	3	0	3
			Science: Physics	0	2	1	3
			Social Science	1	0	0	1
			World Language: English Language Development	0	2	0	2
			Education Specialist Instruction Credential	Early Childhood Special Education	2	3	0
		Mild/Moderate Disabilities		10	33	0	43
		Moderate/Severe Disabilities		1	5	0	6
		Physical and Health Impairments		0	1	0	1
Visual Impairments	1	1		0	2		

TABLE 5C
Distribution of Intern Credentials, Permits and Waivers by County, School District, Type and by Subject Area
July 1, 2016 to June 30, 2017

Note: Counties with no Intern Credentials, Permits or Waivers are not included in this table.

County	School District	Credential Name	Subject Area	Intern Credentials - Total	Permits - Total	Waivers - Total	Total Interns, Permits and Waivers
Solano	FAIRFIELD-SUISUN UNIFIED SCHOOL DISTRICT	School District Total		34	88	1	123
	KAIROS PUBLIC SCHOOL VACAVILLE ACADEMY	Multiple Subject Teaching Credential	General Subjects	1	2	0	3
		Education Specialist Instruction Credential	Mild/Moderate Disabilities	1	0	0	1
		School District Total		2	2	0	4
	SIERRA SCHOOL OF SOLANO COUNTY	Education Specialist Instruction Credential	Mild/Moderate Disabilities	0	3	2	5
		School District Total		0	3	2	5
	SOLANO COUNTY OFFICE OF EDUCATION	Multiple Subject Teaching Credential	General Subjects	0	1	0	1
		Education Specialist Instruction Credential	Deaf and Hard-of-Hearing	0	1	0	1
			Moderate/Severe Disabilities	0	9	0	9
			Physical and Health Impairments	0	1	0	1
		School District Total		0	12	0	12
	SPECTRUM CENTER - SOLANO	Education Specialist Instruction Credential	Moderate/Severe Disabilities	1	0	0	1
		School District Total		1	0	0	1
	TRAVIS UNIFIED SCHOOL DISTRICT	Multiple Subject Teaching Credential	General Subjects	0	3	0	3
		Single Subject Teaching Credential	Business	0	1	0	1
			Foreign Language: Spanish	1	0	0	1
			Science: Physics	1	0	0	1
			Social Science	0	1	0	1

TABLE 5C
Distribution of Intern Credentials, Permits and Waivers by County, School District, Type and by Subject Area
July 1, 2016 to June 30, 2017

Note: Counties with no Intern Credentials, Permits or Waivers are not included in this table.

County	School District	Credential Name	Subject Area	Intern Credentials - Total	Permits - Total	Waivers - Total	Total Interns, Permits and Waivers
Solano	TRAVIS UNIFIED SCHOOL DISTRICT	Education Specialist Instruction Credential	Mild/Moderate Disabilities	2	1	0	3
			Moderate/Severe Disabilities	1	0	0	1
		School District Total			5	6	0
	VACAVILLE UNIFIED SCHOOL DISTRICT	Multiple Subject Teaching Credential	General Subjects	2	4	1	7
			Single Subject Teaching Credential	Foreign Language: American Sign Language	0	1	0
		Single Subject Teaching Credential	Foreign Language: French	0	1	0	1
			Foreign Language: Spanish	0	3	1	4
			Mathematics	1	1	0	2
			Physical Education	1	1	0	2
			Science: Biological Sciences	1	0	0	1
			Science: Chemistry	0	1	0	1
			Education Specialist Instruction Credential	Early Childhood Special Education	0	3	0
		Education Specialist Instruction Credential	Mild/Moderate Disabilities	0	6	3	9
			Moderate/Severe Disabilities	0	1	0	1
	School District Total			5	22	5	32
	VALLEJO CITY UNIFIED SCHOOL DISTRICT	Multiple Subject Teaching Credential	General Subjects	15	14	2	31
			Single Subject Teaching Credential	English	0	2	0
		General Science (Foundational-Level)		0	2	0	2

TABLE 5C
Distribution of Intern Credentials, Permits and Waivers by County, School District, Type and by Subject Area
July 1, 2016 to June 30, 2017

Note: Counties with no Intern Credentials, Permits or Waivers are not included in this table.

County	School District	Credential Name	Subject Area	Intern Credentials - Total	Permits - Total	Waivers - Total	Total Interns, Permits and Waivers		
Solano	VALLEJO CITY UNIFIED SCHOOL DISTRICT	Single Subject Teaching Credential	Industrial and Technology Education	0	1	0	1		
			Mathematics	0	2	3	5		
			Physical Education	0	2	1	3		
			Science: Biological Sciences	0	2	0	2		
			Science: Chemistry	1	0	0	1		
			Social Science	0	3	0	3		
			World Language: English Language Development	0	7	0	7		
		Education Specialist Instruction Credential	Deaf and Hard-of-Hearing	0	1	1	2		
			Early Childhood Special Education	0	1	1	2		
			Mild/Moderate Disabilities	3	2	2	7		
			Moderate/Severe Disabilities	0	5	1	6		
		School District Total				19	44	11	74
		Total				69	188	19	276
Sonoma	ANOVA CENTER FOR EDUCATION (A.C.E.)	Education Specialist Instruction Credential	Mild/Moderate Disabilities	1	0	0	1		
			Moderate/Severe Disabilities	0	1	0	1		
		School District Total				1	1	0	2
	BELLEVUE UNION ELEMENTARY SCHOOL DISTRICT	Single Subject Teaching Credential	Mathematics	0	1	0	1		
		Education Specialist Instruction Credential	Mild/Moderate Disabilities	1	1	0	2		

TABLE 5C
Distribution of Intern Credentials, Permits and Waivers by County, School District, Type and by Subject Area
July 1, 2016 to June 30, 2017

Note: Counties with no Intern Credentials, Permits or Waivers are not included in this table.

County	School District	Credential Name	Subject Area	Intern Credentials - Total	Permits - Total	Waivers - Total	Total Interns, Permits and Waivers
Sonoma	BELLEVUE UNION ELEMENTARY SCHOOL DISTRICT	School District Total		1	2	0	3
		Education Specialist Instruction Credential	Mild/Moderate Disabilities	0	1	0	1
	BENNETT VALLEY UNION ELEMENTARY SCHOOL DISTRICT	School District Total		0	1	0	1
		Education Specialist Instruction Credential	Mild/Moderate Disabilities	3	0	0	3
	CALIFORNIA VIRTUAL ACADEMY @ SONOMA	School District Total		3	0	0	3
		Education Specialist Instruction Credential	Mild/Moderate Disabilities	1	0	0	1
	CINNABAR ELEMENTARY SCHOOL DISTRICT	School District Total		1	0	0	1
		Education Specialist Instruction Credential	Mild/Moderate Disabilities	0	1	0	1
	CLOVERDALE UNIFIED	Single Subject Teaching Credential	Foreign Language: Spanish	0	1	0	1
			Social Science	0	1	0	1
		Education Specialist Instruction Credential	Mild/Moderate Disabilities	1	0	0	1
		School District Total		1	2	0	3
	COTATI-ROHNERT PARK UNIFIED SCHOOL DISTRICT	Multiple Subject Teaching Credential	General Subjects	0	3	0	3
		Single Subject Teaching Credential	Foreign Language: Spanish	0	1	0	1
			Mathematics	0	1	0	1
			Music	0	1	0	1
			Physical Education	0	1	0	1
		Education Specialist Instruction Credential	Language and Academic Development	0	1	0	1
			Mild/Moderate Disabilities	6	1	0	7

TABLE 5C
Distribution of Intern Credentials, Permits and Waivers by County, School District, Type and by Subject Area
July 1, 2016 to June 30, 2017

Note: Counties with no Intern Credentials, Permits or Waivers are not included in this table.

County	School District	Credential Name	Subject Area	Intern Credentials - Total	Permits - Total	Waivers - Total	Total Interns, Permits and Waivers
Sonoma	COTATI-ROHNERT PARK UNIFIED SCHOOL DISTRICT	School District Total		6	9	0	15
		CREDO HIGH	Single Subject Teaching Credential	Mathematics	0	1	0
		School District Total		0	1	0	1
	CYPRESS	Education Specialist Instruction Credential	Mild/Moderate Disabilities	2	0	0	2
		School District Total		2	0	0	2
	FORESTVILLE UNION ELEMENTARY SCHOOL DISTRICT	Multiple Subject Teaching Credential	General Subjects	0	1	0	1
		School District Total		0	1	0	1
	GRAVENSTEIN UNION ELEMENTARY	Single Subject Teaching Credential	Mathematics	0	1	0	1
		School District Total		0	1	0	1
	GREENACRE HOMES, INC.	Education Specialist Instruction Credential	Mild/Moderate Disabilities	1	0	0	1
		School District Total		1	0	0	1
	GUERNEVILLE ELEMENTARY	Education Specialist Instruction Credential	Mild/Moderate Disabilities	1	1	0	2
		School District Total		1	1	0	2
	JOURNEY HIGH SCHOOL-TRUE TO LIFE CHILDREN SER	Education Specialist Instruction Credential	Mild/Moderate Disabilities	1	0	0	1
		School District Total		1	0	0	1
	LATTICE EDUCATIONAL SERVICES	Education Specialist Instruction Credential	Moderate/Severe Disabilities	0	4	0	4
		School District Total		0	4	0	4
	MARK WEST UNION SCHOOL DISTRICT	Education Specialist Instruction Credential	Mild/Moderate Disabilities	1	0	0	1

TABLE 5C
Distribution of Intern Credentials, Permits and Waivers by County, School District, Type and by Subject Area
July 1, 2016 to June 30, 2017

Note: Counties with no Intern Credentials, Permits or Waivers are not included in this table.

County	School District	Credential Name	Subject Area	Intern Credentials - Total	Permits - Total	Waivers - Total	Total Interns, Permits and Waivers
Sonoma	MARK WEST UNION SCHOOL DISTRICT	School District Total		1	0	0	1
	NEW DIRECTIONS SCHOOL	Education Specialist Instruction Credential	Mild/Moderate Disabilities	1	0	0	1
		School District Total		1	0	0	1
	NORTH VALLEY SCHOOL	Education Specialist Instruction Credential	Mild/Moderate Disabilities	1	1	0	2
		School District Total		1	1	0	2
	OAK GROVE UNION ELEMENTARY	Education Specialist Instruction Credential	Mild/Moderate Disabilities	1	0	0	1
		School District Total		1	0	0	1
	OLD ADOBE UNION ELEMENTARY SCHOOL DISTRICT	Multiple Subject Teaching Credential	General Subjects	0	3	0	3
		School District Total		0	3	0	3
	PETALUMA CITY ELEMENTARY SCHOOL DISTRICT	Education Specialist Instruction Credential	Mild/Moderate Disabilities	1	1	0	2
			Moderate/Severe Disabilities	2	0	0	2
		School District Total		3	1	0	4
	PETALUMA JOINT UNION HIGH SCHOOL DISTRICT	Single Subject Teaching Credential	Social Science	1	0	0	1
		Education Specialist Instruction Credential	Mild/Moderate Disabilities	1	0	0	1
		School District Total		2	0	0	2
	PINER-OLIVET UNION ELEMENTARY SCHOOL DISTRICT	Multiple Subject Teaching Credential	General Subjects	0	1	0	1
		School District Total		0	1	0	1
PLUMFIELD ACADEMY	Education Specialist Instruction Credential	Mild/Moderate Disabilities	0	1	0	1	

TABLE 5C
Distribution of Intern Credentials, Permits and Waivers by County, School District, Type and by Subject Area
July 1, 2016 to June 30, 2017

Note: Counties with no Intern Credentials, Permits or Waivers are not included in this table.

County	School District	Credential Name	Subject Area	Intern Credentials - Total	Permits - Total	Waivers - Total	Total Interns, Permits and Waivers
Sonoma	PLUMFIELD ACADEMY	School District Total		0	1	0	1
		RINCON VALLEY UNION ELEMENTARY SCHOOL DISTRICT	Multiple Subject Teaching Credential	General Subjects	0	2	0
		Education Specialist Instruction Credential	Moderate/Severe Disabilities	1	0	0	1
		School District Total		1	2	0	3
	ROSELAND ELEMENTARY SCHOOL DISTRICT	Multiple Subject Teaching Credential	General Subjects	0	1	0	1
		Single Subject Teaching Credential	Social Science	1	1	0	2
		Education Specialist Instruction Credential	Mild/Moderate Disabilities	2	0	0	2
		School District Total		3	2	0	5
	SANTA ROSA ELEMENTARY SCHOOL DISTRICT, CITY OF	Multiple Subject Teaching Credential	General Subjects	1	0	9	10
		Education Specialist Instruction Credential	Mild/Moderate Disabilities	1	0	0	1
		School District Total		2	0	9	11
	SANTA ROSA HIGH SCHOOL DISTRICT, CITY OF	Multiple Subject Teaching Credential	General Subjects	1	3	0	4
		Single Subject Teaching Credential	Foreign Language: French	0	1	0	1
			Foreign Language: Spanish	1	2	0	3
			Mathematics (Foundational-Level)	0	1	0	1
			Physical Education	1	0	0	1
			Science: Biological Sciences	0	1	0	1
			Science: Geosciences	1	2	0	3

TABLE 5C
Distribution of Intern Credentials, Permits and Waivers by County, School District, Type and by Subject Area
July 1, 2016 to June 30, 2017

Note: Counties with no Intern Credentials, Permits or Waivers are not included in this table.

County	School District	Credential Name	Subject Area	Intern Credentials - Total	Permits - Total	Waivers - Total	Total Interns, Permits and Waivers
Sonoma	SANTA ROSA HIGH SCHOOL DISTRICT, CITY OF	Single Subject Teaching Credential	Social Science	0	1	0	1
		Education Specialist Instruction Credential	Mild/Moderate Disabilities	5	1	0	6
			Moderate/Severe Disabilities	2	2	0	4
		School District Total			11	14	0
	SEBASTOPOL UNION ELEMENTARY SCHOOL DISTRICT	Single Subject Teaching Credential	Music	1	0	0	1
		School District Total			1	0	0
	SIERRA SCHOOL OF SONOMA COUNTY	Education Specialist Instruction Credential	Mild/Moderate Disabilities	1	3	0	4
		School District Total			1	3	0
	SONOMA COUNTY OFFICE OF EDUCATION	Education Specialist Instruction Credential	Early Childhood Special Education	0	2	0	2
			Mild/Moderate Disabilities	1	0	0	1
			Moderate/Severe Disabilities	0	3	0	3
		School District Total			1	5	0
	SONOMA VALLEY UNIFIED SCHOOL DISTRICT	Multiple Subject Teaching Credential	General Subjects	0	1	0	1
		Single Subject Teaching Credential	Health Science	0	1	0	1
			Mathematics	0	1	0	1
			Mathematics (Foundational-Level)	0	1	0	1
			Science: Chemistry	0	1	0	1
		Education Specialist Instruction Credential	Mild/Moderate Disabilities	2	0	0	2

TABLE 5C
Distribution of Intern Credentials, Permits and Waivers by County, School District, Type and by Subject Area
July 1, 2016 to June 30, 2017

Note: Counties with no Intern Credentials, Permits or Waivers are not included in this table.

County	School District	Credential Name	Subject Area	Intern Credentials - Total	Permits - Total	Waivers - Total	Total Interns, Permits and Waivers
Sonoma	SONOMA VALLEY UNIFIED SCHOOL DISTRICT	School District Total		2	5	0	7
		Multiple Subject Teaching Credential	General Subjects	1	0	0	1
	TWIN HILLS UNION ELEMENTARY	Education Specialist Instruction Credential	Mild/Moderate Disabilities	1	0	0	1
		School District Total		2	0	0	2
		Multiple Subject Teaching Credential	General Subjects	2	0	0	2
	WEST SIDE UNION ELEMENTARY	School District Total		2	0	0	2
		WEST SONOMA COUNTY UNION HIGH SCHOOL DISTRICT	Single Subject Teaching Credential	Foreign Language: Spanish	0	1	0
	Music			0	1	0	1
	School District Total		0	2	0	2	
	WINDSOR UNIFIED SCHOOL DISTRICT	Multiple Subject Teaching Credential	General Subjects	0	1	0	1
			Single Subject Teaching Credential	English	0	2	0
		Education Specialist Instruction Credential	Foreign Language: Spanish	0	0	1	1
			Science: Biological Sciences	0	1	0	1
			Mild/Moderate Disabilities	3	0	0	3
		Moderate/Severe Disabilities	0	1	0	1	
			School District Total		3	5	1
	WOODLAND STAR CHARTER SCHOOL	Multiple Subject Teaching Credential	General Subjects	0	2	0	2
		School District Total		0	2	0	2

TABLE 5C
Distribution of Intern Credentials, Permits and Waivers by County, School District, Type and by Subject Area
July 1, 2016 to June 30, 2017

Note: Counties with no Intern Credentials, Permits or Waivers are not included in this table.

County	School District	Credential Name	Subject Area	Intern Credentials - Total	Permits - Total	Waivers - Total	Total Interns, Permits and Waivers	
Sonoma	WRIGHT ELEMENTARY SCHOOL DISTRICT	Single Subject Teaching Credential	English	0	1	0	1	
		Education Specialist Instruction Credential	Early Childhood Special Education	0	1	0	1	
			Mild/Moderate Disabilities	0	1	0	1	
		School District Total			0	3	0	3
	Total			56	73	10	139	
Stanislaus	ASPIRE SUMMIT CHARTER ACADEMY	Multiple Subject Teaching Credential	General Subjects	0	2	0	2	
		School District Total		0	2	0	2	
	ASPIRE UNIVERSITY CHARTER	Multiple Subject Teaching Credential	General Subjects	0	1	0	1	
		School District Total		0	1	0	1	
	ASPIRE VANGUARD COLLEGE PREPARATORY ACADEMY	Single Subject Teaching Credential	Social Science	1	0	0	1	
		School District Total		1	0	0	1	
	CERES UNIFIED SCHOOL DISTRICT	Multiple Subject Teaching Credential	General Subjects		2	6	0	8
			Art		1	0	0	1
			English		3	1	0	4
			Mathematics		0	2	0	2
			Mathematics (Foundational-Level)		0	1	0	1
			Music		2	2	0	4
			Physical Education		1	2	0	3

TABLE 5C
Distribution of Intern Credentials, Permits and Waivers by County, School District, Type and by Subject Area
July 1, 2016 to June 30, 2017

Note: Counties with no Intern Credentials, Permits or Waivers are not included in this table.

County	School District	Credential Name	Subject Area	Intern Credentials - Total	Permits - Total	Waivers - Total	Total Interns, Permits and Waivers	
Stanislaus	CERES UNIFIED SCHOOL DISTRICT	Single Subject Teaching Credential	Science: Biological Sciences	1	1	0	2	
			Science: Chemistry	0	1	0	1	
		Education Specialist Instruction Credential	Early Childhood Special Education	1	0	0	1	
			Mild/Moderate Disabilities	1	5	0	6	
			Moderate/Severe Disabilities	3	0	0	3	
		School District Total				15	21	0
	CONNECTING WATERS CHARTER SCHOOL	Multiple Subject Teaching Credential	General Subjects	1	0	0	1	
		School District Total				1	0	0
	CREATIVE ALTERNATIVES INC	Education Specialist Instruction Credential	Mild/Moderate Disabilities	2	4	0	6	
			Moderate/Severe Disabilities	1	2	0	3	
		School District Total				3	6	0
	DENAIR UNIFIED SCHOOL DISTRICT	Multiple Subject Teaching Credential	General Subjects	0	0	1	1	
		Single Subject Teaching Credential	Agriculture	0	1	0	1	
			Art	0	1	0	1	
			English	0	3	0	3	
			Foreign Language: Spanish	0	1	0	1	
			General Science (Foundational-Level)	0	1	0	1	
Home Economics			0	1	0	1		

TABLE 5C
Distribution of Intern Credentials, Permits and Waivers by County, School District, Type and by Subject Area
July 1, 2016 to June 30, 2017

Note: Counties with no Intern Credentials, Permits or Waivers are not included in this table.

County	School District	Credential Name	Subject Area	Intern Credentials - Total	Permits - Total	Waivers - Total	Total Interns, Permits and Waivers
Stanislaus	DENAIR UNIFIED SCHOOL DISTRICT	Single Subject Teaching Credential	Mathematics	0	1	0	1
			Music	1	0	0	1
			Physical Education	1	0	0	1
			Social Science	0	1	0	1
		School District Total	2	10	1	13	
	EAST VALLEY EDUCATION CENTER	Education Specialist Instruction Credential	Moderate/Severe Disabilities	2	0	0	2
		School District Total	2	0	0	2	
	EMPIRE UNION SCHOOL DISTRICT	Multiple Subject Teaching Credential	General Subjects	0	3	0	3
		Education Specialist Instruction Credential	Mild/Moderate Disabilities	0	1	0	1
		School District Total	0	4	0	4	
	FUSION CHARTER	Education Specialist Instruction Credential	Mild/Moderate Disabilities	0	1	0	1
		School District Total	0	1	0	1	
	GREAT VALLEY ACADEMY	Multiple Subject Teaching Credential	General Subjects	4	10	0	14
Education Specialist Instruction Credential		Mild/Moderate Disabilities	1	1	0	2	
School District Total		5	11	0	16		
GREAT VALLEY ACADEMY - SALIDA	Multiple Subject Teaching Credential	General Subjects	0	2	0	2	
	School District Total	0	2	0	2		
HART-RANSOM UNION ELEMENTARY SCHOOL	Multiple Subject Teaching Credential	General Subjects	1	0	0	1	

TABLE 5C
Distribution of Intern Credentials, Permits and Waivers by County, School District, Type and by Subject Area
July 1, 2016 to June 30, 2017

Note: Counties with no Intern Credentials, Permits or Waivers are not included in this table.

County	School District	Credential Name	Subject Area	Intern Credentials - Total	Permits - Total	Waivers - Total	Total Interns, Permits and Waivers
Stanislaus	HART-RANSOM UNION ELEMENTARY SCHOOL DISTRICT	Single Subject Teaching Credential	English	0	1	0	1
		School District Total			1	1	0
	HUGHSON UNIFIED SCHOOL DISTRICT	Multiple Subject Teaching Credential	General Subjects	0	1	0	1
		Single Subject Teaching Credential	Music	0	1	0	1
			Science: Physics	0	1	0	1
		School District Total			0	3	0
	KNIGHTS FERRY ELEMENTARY	Multiple Subject Teaching Credential	General Subjects	1	0	0	1
		School District Total			1	0	0
	MODESTO CITY ELEMENTARY SCHOOL DISTRICT	Multiple Subject Teaching Credential	General Subjects	4	4	0	8
		Single Subject Teaching Credential	Business	0	1	0	1
			Social Science	0	1	0	1
		Education Specialist Instruction Credential	Early Childhood Special Education	1	0	0	1
			Mild/Moderate Disabilities	0	1	0	1
			Moderate/Severe Disabilities	0	1	0	1
		School District Total			5	8	0
	MODESTO CITY HIGH SCHOOL DISTRICT	Single Subject Teaching Credential	English	0	4	0	4
			Foreign Language: Spanish	0	2	0	2
			Health Science	0	1	0	1

TABLE 5C
Distribution of Intern Credentials, Permits and Waivers by County, School District, Type and by Subject Area
July 1, 2016 to June 30, 2017

Note: Counties with no Intern Credentials, Permits or Waivers are not included in this table.

County	School District	Credential Name	Subject Area	Intern Credentials - Total	Permits - Total	Waivers - Total	Total Interns, Permits and Waivers		
Stanislaus	MODESTO CITY HIGH SCHOOL DISTRICT	Single Subject Teaching Credential	Industrial and Technology Education	0	1	0	1		
			Mathematics	1	1	0	2		
			Science: Biological Sciences	0	1	0	1		
		Education Specialist Instruction Credential	Mild/Moderate Disabilities	1	0	0	1		
		School District Total			2	10	0	12	
	MODESTO CITY SCHOOLS	Multiple Subject Teaching Credential	General Subjects		1	2	0	3	
				Single Subject Teaching Credential	English	0	1	0	1
					General Science (Foundational-Level)	1	0	0	1
					Mathematics	0	1	0	1
					Science: Geosciences	1	0	0	1
		Education Specialist Instruction Credential	Deaf and Hard-of-Hearing	1	1	0	2		
			Early Childhood Special Education	1	0	0	1		
			Mild/Moderate Disabilities	1	0	0	1		
			Moderate/Severe Disabilities	2	2	0	4		
		School District Total			8	7	0	15	
	NEWMAN-CROWS LANDING UNIFIED SCHOOL DISTRICT	Multiple Subject Teaching Credential	General Subjects		1	7	0	8	
				Single Subject Teaching Credential	English	2	0	0	2
					Foreign Language: Spanish	0	1	0	1

TABLE 5C
Distribution of Intern Credentials, Permits and Waivers by County, School District, Type and by Subject Area
July 1, 2016 to June 30, 2017

Note: Counties with no Intern Credentials, Permits or Waivers are not included in this table.

County	School District	Credential Name	Subject Area	Intern Credentials - Total	Permits - Total	Waivers - Total	Total Interns, Permits and Waivers
Stanislaus	NEWMAN-CROWS LANDING UNIFIED SCHOOL DISTRICT	Single Subject Teaching Credential	General Science (Foundational-Level)	1	0	0	1
			Mathematics	1	0	0	1
		Education Specialist Instruction Credential	Mild/Moderate Disabilities	1	0	0	1
		School District Total			6	8	0
	OAKDALE JOINT UNIFIED SCHOOL DISTRICT	Multiple Subject Teaching Credential	General Subjects	0	2	0	2
			Single Subject Teaching Credential	Agriculture	0	1	0
		Single Subject Teaching Credential	English	0	1	0	1
			Music	1	0	0	1
			Education Specialist Instruction Credential	Mild/Moderate Disabilities	1	2	0
		School District Total			2	6	0
	PATTERSON JOINT UNIFIED SCHOOL DISTRICT	Multiple Subject Teaching Credential	General Subjects	2	7	0	9
			Single Subject Teaching Credential	English	0	1	0
		Single Subject Teaching Credential	Health Science	0	1	0	1
			Mathematics (Foundational-Level)	0	2	0	2
			Physical Education	0	1	0	1
			Science: Biological Sciences	1	1	0	2
		Education Specialist Instruction Credential	Mild/Moderate Disabilities	1	2	0	3
		School District Total			4	15	0

TABLE 5C
Distribution of Intern Credentials, Permits and Waivers by County, School District, Type and by Subject Area
July 1, 2016 to June 30, 2017

Note: Counties with no Intern Credentials, Permits or Waivers are not included in this table.

County	School District	Credential Name	Subject Area	Intern Credentials - Total	Permits - Total	Waivers - Total	Total Interns, Permits and Waivers
Stanislaus	REYN FRANCA SCHOOL	Education Specialist Instruction Credential	Mild/Moderate Disabilities	0	1	0	1
		School District Total			0	1	0
	RIVERBANK UNIFIED SCHOOL DISTRICT	Multiple Subject Teaching Credential	General Subjects	1	3	0	4
		Single Subject Teaching Credential	Agriculture	1	0	0	1
			Art	0	1	0	1
			English	0	1	0	1
			Home Economics	1	0	0	1
			Social Science	0	1	0	1
		Education Specialist Instruction Credential	Mild/Moderate Disabilities	1	1	0	2
	School District Total			4	7	0	11
	SALIDA UNION SCHOOL DISTRICT	Multiple Subject Teaching Credential	General Subjects	0	4	0	4
		Single Subject Teaching Credential	Mathematics	0	1	0	1
			Physical Education	1	1	0	2
		Education Specialist Instruction Credential	Mild/Moderate Disabilities	1	1	0	2
	School District Total			2	7	0	9
	SHILOH ELEMENTARY	Multiple Subject Teaching Credential	General Subjects	1	0	0	1
		School District Total			1	0	0
	SIERRA VISTA CHILD & FAMILY SERVICES	Education Specialist Instruction Credential	Moderate/Severe Disabilities	1	0	0	1

TABLE 5C
Distribution of Intern Credentials, Permits and Waivers by County, School District, Type and by Subject Area
July 1, 2016 to June 30, 2017

Note: Counties with no Intern Credentials, Permits or Waivers are not included in this table.

County	School District	Credential Name	Subject Area	Intern Credentials - Total	Permits - Total	Waivers - Total	Total Interns, Permits and Waivers
Stanislaus	SIERRA VISTA CHILD & FAMILY SERVICES	School District Total		1	0	0	1
	STANISLAUS COUNTY OFFICE OF EDUCATION	Multiple Subject Teaching Credential	General Subjects	1	2	0	3
		Single Subject Teaching Credential	English	0	2	0	2
			Foreign Language: Spanish	0	1	0	1
			Mathematics	0	1	0	1
			Mathematics (Foundational-Level)	0	1	0	1
			Science: Biological Sciences	0	1	0	1
			Social Science	0	4	0	4
			Education Specialist Instruction Credential	Deaf and Hard-of-Hearing	0	1	0
		Moderate/Severe Disabilities	1	5	0	6	
		Visual Impairments	1	1	0	2	
	School District Total			3	19	0	22
	STANISLAUS UNION ELEMENTARY SCHOOL DISTRICT	Multiple Subject Teaching Credential	General Subjects	2	5	0	7
		Single Subject Teaching Credential	General Science (Foundational-Level)	0	2	0	2
			Mathematics	0	1	0	1
		School District Total			2	8	0
	SYLVAN UNION SCHOOL DISTRICT	Multiple Subject Teaching Credential	General Subjects	4	2	0	6
		Single Subject Teaching Credential	Art	0	2	0	2

TABLE 5C
Distribution of Intern Credentials, Permits and Waivers by County, School District, Type and by Subject Area
July 1, 2016 to June 30, 2017

Note: Counties with no Intern Credentials, Permits or Waivers are not included in this table.

County	School District	Credential Name	Subject Area	Intern Credentials - Total	Permits - Total	Waivers - Total	Total Interns, Permits and Waivers	
Stanislaus	SYLVAN UNION SCHOOL DISTRICT	Single Subject Teaching Credential	English	0	1	0	1	
			General Science (Foundational-Level)	0	1	0	1	
			Mathematics	0	1	0	1	
			Mathematics (Foundational-Level)	1	0	0	1	
			Music	0	2	0	2	
		Education Specialist Instruction Credential	Early Childhood Special Education	0	1	0	1	
			Mild/Moderate Disabilities	4	0	0	4	
			Moderate/Severe Disabilities	2	3	0	5	
	School District Total				11	13	0	24
	TURLOCK UNIFIED SCHOOL DISTRICT	Multiple Subject Teaching Credential	General Subjects	0	2	0	2	
			Single Subject Teaching Credential	Industrial and Technology Education	0	1	0	1
		Education Specialist Instruction Credential	Mathematics	0	1	0	1	
			Early Childhood Special Education	2	0	0	2	
			Mild/Moderate Disabilities	2	1	0	3	
		Moderate/Severe Disabilities	0	2	0	2		
School District Total				4	7	0	11	
VALLEY HOME JOINT ELEMENTARY	Multiple Subject Teaching Credential	General Subjects	0	1	0	1		
		Single Subject Teaching Credential	English	0	1	0	1	

TABLE 5C
Distribution of Intern Credentials, Permits and Waivers by County, School District, Type and by Subject Area
July 1, 2016 to June 30, 2017

Note: Counties with no Intern Credentials, Permits or Waivers are not included in this table.

County	School District	Credential Name	Subject Area	Intern Credentials - Total	Permits - Total	Waivers - Total	Total Interns, Permits and Waivers	
Stanislaus	VALLEY HOME JOINT ELEMENTARY	Single Subject Teaching Credential	General Science (Foundational-Level)	0	1	0	1	
			Mathematics	0	1	0	1	
		School District Total			0	4	0	4
	WATERFORD UNIFIED SCHOOL DISTRICT	Single Subject Teaching Credential	Agriculture	1	0	0	1	
			Science: Geosciences	0	1	0	1	
			Science: Physics	0	1	0	1	
		Education Specialist Instruction Credential	Mild/Moderate Disabilities	1	2	0	3	
			Moderate/Severe Disabilities	1	1	0	2	
		School District Total			3	5	0	8
	Total				89	187	1	277
	Sutter	BRITTAN ELEMENTARY SCHOOL DISTRICT	Multiple Subject Teaching Credential	General Subjects	0	1	0	1
School District Total				0	1	0	1	
EAST NICOLAUS JOINT UNION HIGH		Single Subject Teaching Credential	Mathematics	1	0	0	1	
			School District Total			1	0	0
LIVE OAK UNIFIED SCHOOL DISTRICT		Education Specialist Instruction Credential	Mild/Moderate Disabilities	1	1	0	2	
			School District Total			1	1	0
SUTTER COUNTY OFFICE OF EDUCATION		Education Specialist Instruction Credential	Moderate/Severe Disabilities	1	0	0	1	
			School District Total			1	0	0

TABLE 5C
Distribution of Intern Credentials, Permits and Waivers by County, School District, Type and by Subject Area
July 1, 2016 to June 30, 2017

Note: Counties with no Intern Credentials, Permits or Waivers are not included in this table.

County	School District	Credential Name	Subject Area	Intern Credentials - Total	Permits - Total	Waivers - Total	Total Interns, Permits and Waivers
Sutter	SUTTER COUNTY SUPERINTENDENT OF SCHOOLS	Multiple Subject Teaching Credential	General Subjects	0	1	0	1
		School District Total		0	1	0	1
	WINSHIP ELEMENTARY	Multiple Subject Teaching Credential	General Subjects	2	0	0	2
		School District Total		2	0	0	2
	YUBA CITY CHARTER SCHOOL	Single Subject Teaching Credential	Mathematics	1	0	0	1
			Physical Education	1	0	0	1
		School District Total		2	0	0	2
	YUBA CITY UNIFIED SCHOOL DISTRICT	Multiple Subject Teaching Credential	General Subjects	8	3	0	11
		Single Subject Teaching Credential	Business	0	1	0	1
			Physical Education	1	2	0	3
			Social Science	1	1	0	2
		Education Specialist Instruction Credential	Mild/Moderate Disabilities	4	2	0	6
			Moderate/Severe Disabilities	2	0	0	2
		School District Total		16	9	0	25
	Total				23	12	0
Tehama	ANTELOPE ELEMENTARY	Single Subject Teaching Credential	English	0	1	0	1
			Social Science	1	0	0	1
		Education Specialist Instruction Credential	Mild/Moderate Disabilities	0	1	0	1

TABLE 5C
Distribution of Intern Credentials, Permits and Waivers by County, School District, Type and by Subject Area
July 1, 2016 to June 30, 2017

Note: Counties with no Intern Credentials, Permits or Waivers are not included in this table.

County	School District	Credential Name	Subject Area	Intern Credentials - Total	Permits - Total	Waivers - Total	Total Interns, Permits and Waivers
Tehama	ANTELOPE ELEMENTARY	School District Total		1	2	0	3
		Multiple Subject Teaching Credential	General Subjects	0	1	0	1
	CORNING UNION ELEMENTARY SCHOOL DISTRICT	School District Total		0	1	0	1
		Education Specialist Instruction Credential	Mild/Moderate Disabilities	1	1	0	2
	CORNING UNION HIGH SCHOOL DISTRICT	School District Total		1	1	0	2
		Multiple Subject Teaching Credential	General Subjects	0	2	0	2
	EVERGREEN UNION ELEMENTARY	School District Total		0	2	0	2
		Education Specialist Instruction Credential	Mild/Moderate Disabilities	0	1	0	1
	LOS MOLINOS UNIFIED	School District Total		0	1	0	1
		Single Subject Teaching Credential	Health Science	0	1	0	1
	RED BLUFF JOINT UNION HIGH SCHOOL DISTRICT	School District Total		0	1	0	1
		Multiple Subject Teaching Credential	General Subjects	4	11	0	15
	RED BLUFF UNION ELEMENTARY SCHOOL DISTRICT	Education Specialist Instruction Credential	Mild/Moderate Disabilities	0	1	0	1
			Moderate/Severe Disabilities	0	1	0	1
		School District Total		4	13	0	17
	REEDS CREEK ELEMENTARY	Multiple Subject Teaching Credential	General Subjects	0	1	0	1
		School District Total		0	1	0	1
	TEHAMA COUNTY OFFICE OF EDUCATION	Single Subject Teaching Credential	Physical Education	0	1	0	1

TABLE 5C
Distribution of Intern Credentials, Permits and Waivers by County, School District, Type and by Subject Area
July 1, 2016 to June 30, 2017

Note: Counties with no Intern Credentials, Permits or Waivers are not included in this table.

County	School District	Credential Name	Subject Area	Intern Credentials - Total	Permits - Total	Waivers - Total	Total Interns, Permits and Waivers
Tehama	TEHAMA COUNTY OFFICE OF EDUCATION	Education Specialist Instruction Credential	Early Childhood Special Education	0	1	0	1
		School District Total		0	2	0	2
	Total		6	24	0	30	
Trinity	SOUTHERN TRINITY JOINT UNIFIED SCHOOL DISTRICT	Multiple Subject Teaching Credential	General Subjects	0	1	0	1
		School District Total		0	1	0	1
	TRINITY ALPS UNIFIED	Multiple Subject Teaching Credential	General Subjects	1	0	0	1
		Single Subject Teaching Credential	English	0	1	0	1
		School District Total		1	1	0	2
Total		1	2	0	3		
Tulare	ALLENSWORTH ELEMENTARY	Multiple Subject Teaching Credential	General Subjects	0	1	0	1
		School District Total		0	1	0	1
	ALPAUGH UNIFIED SCHOOL DISTRICT	Multiple Subject Teaching Credential	General Subjects	3	2	0	5
		Single Subject Teaching Credential	Science: Chemistry	1	0	0	1
			Science: Geosciences	1	0	0	1
	School District Total		5	2	0	7	
	ALTA VISTA ELEMENTARY SCHOOL DISTRICT	Multiple Subject Teaching Credential	General Subjects	0	3	0	3
		Single Subject Teaching Credential	Physical Education	0	1	0	1
		School District Total		0	4	0	4

TABLE 5C
Distribution of Intern Credentials, Permits and Waivers by County, School District, Type and by Subject Area
July 1, 2016 to June 30, 2017

Note: Counties with no Intern Credentials, Permits or Waivers are not included in this table.

County	School District	Credential Name	Subject Area	Intern Credentials - Total	Permits - Total	Waivers - Total	Total Interns, Permits and Waivers	
Tulare	BURTON ELEMENTARY SCHOOL DISTRICT	Multiple Subject Teaching Credential	General Subjects	9	23	0	32	
		Single Subject Teaching Credential	Art	0	1	0	1	
			Business	0	1	0	1	
			English	0	2	0	2	
			Foreign Language: Spanish	1	0	0	1	
			Health Science	0	1	0	1	
			Industrial and Technology Education	0	1	0	1	
			Mathematics (Foundational-Level)	1	0	0	1	
			Physical Education	0	2	0	2	
			Science: Biological Sciences	0	1	1	2	
			Science: Chemistry	0	1	0	1	
			Science: Geosciences	0	0	1	1	
			Social Science	1	4	0	5	
			Education Specialist Instruction Credential	Mild/Moderate Disabilities	0	3	0	3
	School District Total				12	40	2	54
	CHARTER OAK SCHOOL (CHARTER)	Education Specialist Instruction Credential	Mild/Moderate Disabilities	0	1	0	1	
		School District Total				0	1	0
	COLUMBINE ELEMENTARY SCHOOL	Multiple Subject Teaching Credential	General Subjects	0	1	0	1	

TABLE 5C
Distribution of Intern Credentials, Permits and Waivers by County, School District, Type and by Subject Area
July 1, 2016 to June 30, 2017

Note: Counties with no Intern Credentials, Permits or Waivers are not included in this table.

County	School District	Credential Name	Subject Area	Intern Credentials - Total	Permits - Total	Waivers - Total	Total Interns, Permits and Waivers
Tulare	COLUMBINE ELEMENTARY SCHOOL DISTRICT	School District Total		0	1	0	1
	CRESCENT VALLEY PUBLIC CHARTER	Multiple Subject Teaching Credential	General Subjects	0	2	0	2
		Single Subject Teaching Credential	Business	0	1	0	1
			Science: Geosciences	1	0	0	1
		School District Total			1	3	0
	CUTLER-OROSI UNIFIED SCHOOL DISTRICT	Multiple Subject Teaching Credential	General Subjects	3	7	0	10
		Single Subject Teaching Credential	Art	1	0	0	1
			English	3	1	0	4
			Mathematics	0	1	0	1
			Science: Biological Sciences	0	2	0	2
			Science: Chemistry	0	1	0	1
			Science: Physics	0	1	0	1
			Social Science	1	0	0	1
	School District Total			8	13	0	21
	DINUBA ELEMENTARY	Multiple Subject Teaching Credential	General Subjects	0	1	0	1
		Single Subject Teaching Credential	Mathematics	0	0	1	1
			Science: Biological Sciences	0	1	0	1
		Education Specialist Instruction Credential	Mild/Moderate Disabilities	0	1	0	1

TABLE 5C
Distribution of Intern Credentials, Permits and Waivers by County, School District, Type and by Subject Area
July 1, 2016 to June 30, 2017

Note: Counties with no Intern Credentials, Permits or Waivers are not included in this table.

County	School District	Credential Name	Subject Area	Intern Credentials - Total	Permits - Total	Waivers - Total	Total Interns, Permits and Waivers
Tulare	DINUBA ELEMENTARY	School District Total		0	3	1	4
	DINUBA UNIFIED SCHOOL DISTRICT	Multiple Subject Teaching Credential	General Subjects	1	7	0	8
		Single Subject Teaching Credential	English	1	3	0	4
			Mathematics	0	2	0	2
			Mathematics (Foundational-Level)	1	0	0	1
			Science: Biological Sciences	1	2	0	3
		Science: Chemistry	0	1	0	1	
		Social Science	1	0	0	1	
		Education Specialist Instruction Credential	Mild/Moderate Disabilities	0	1	0	1
	School District Total		5	16	0	21	
	DUCOR UNION ELEMENTARY SCHOOL DISTRICT	Multiple Subject Teaching Credential	General Subjects	1	0	0	1
		Single Subject Teaching Credential	General Science (Foundational-Level)	1	0	0	1
			Mathematics (Foundational-Level)	1	0	0	1
			Science: Biological Sciences	0	1	0	1
	School District Total		3	1	0	4	
	EARLIMART ELEMENTARY SCHOOL DISTRICT	Multiple Subject Teaching Credential	General Subjects	4	6	1	11
		Single Subject Teaching Credential	Mathematics	0	2	0	2
		School District Total		4	8	1	13

TABLE 5C
Distribution of Intern Credentials, Permits and Waivers by County, School District, Type and by Subject Area
July 1, 2016 to June 30, 2017

Note: Counties with no Intern Credentials, Permits or Waivers are not included in this table.

County	School District	Credential Name	Subject Area	Intern Credentials - Total	Permits - Total	Waivers - Total	Total Interns, Permits and Waivers
Tulare	EXETER UNIFIED SCHOOL DISTRICT	Multiple Subject Teaching Credential	General Subjects	2	5	0	7
		Single Subject Teaching Credential	English	1	1	1	3
			Foreign Language: Spanish	0	1	0	1
			Mathematics (Foundational-Level)	1	0	0	1
			Music	0	1	0	1
			Social Science	0	1	0	1
		Education Specialist Instruction Credential	Mild/Moderate Disabilities	0	2	0	2
		School District Total			4	11	1
	FARMERSVILLE UNIFIED SCHOOL DISTRICT	Multiple Subject Teaching Credential	General Subjects	1	4	0	5
		Single Subject Teaching Credential	English	0	2	1	3
			Mathematics	0	1	0	1
			Music	0	1	0	1
			Physical Education	0	1	0	1
			Science: Biological Sciences	1	0	0	1
			Science: Chemistry	1	0	0	1
			Science: Geosciences	1	0	0	1
			Social Science	0	1	0	1
		School District Total			4	10	1

TABLE 5C
Distribution of Intern Credentials, Permits and Waivers by County, School District, Type and by Subject Area
July 1, 2016 to June 30, 2017

Note: Counties with no Intern Credentials, Permits or Waivers are not included in this table.

County	School District	Credential Name	Subject Area	Intern Credentials - Total	Permits - Total	Waivers - Total	Total Interns, Permits and Waivers
Tulare	HOPE ELEMENTARY SCHOOL DISTRICT	Multiple Subject Teaching Credential	General Subjects	1	2	0	3
		School District Total		1	2	0	3
	KINGS RIVER UNION ELEMENTARY SCHOOL DISTRICT	Multiple Subject Teaching Credential	General Subjects	0	1	0	1
		School District Total		0	1	0	1
	LIBERTY ELEMENTARY SCHOOL DISTRICT	Multiple Subject Teaching Credential	General Subjects	3	3	0	6
		Single Subject Teaching Credential	English	0	1	0	1
		School District Total		3	4	0	7
	LINDSAY UNIFIED SCHOOL DISTRICT	Multiple Subject Teaching Credential	General Subjects	10	7	0	17
		Single Subject Teaching Credential	English	1	1	0	2
			Foreign Language: Spanish	0	1	0	1
		School District Total		11	9	0	20
	MONSON-SULTANA JOINT UNION ELEMENTARY	Multiple Subject Teaching Credential	General Subjects	1	2	0	3
		Single Subject Teaching Credential	Physical Education	0	1	0	1
		School District Total		1	3	0	4
	OAK VALLEY UNION ELEMENTARY SCHOOL DISTRICT	Multiple Subject Teaching Credential	General Subjects	0	1	0	1
		School District Total		0	1	0	1
	OUTSIDE CREEK ELEMENTARY SCHOOL DISTRICT	Multiple Subject Teaching Credential	General Subjects	0	1	0	1
		School District Total		0	1	0	1

TABLE 5C
Distribution of Intern Credentials, Permits and Waivers by County, School District, Type and by Subject Area
July 1, 2016 to June 30, 2017

Note: Counties with no Intern Credentials, Permits or Waivers are not included in this table.

County	School District	Credential Name	Subject Area	Intern Credentials - Total	Permits - Total	Waivers - Total	Total Interns, Permits and Waivers
Tulare	PALO VERDE UNION ELEMENTARY SCHOOL DISTRICT	Multiple Subject Teaching Credential	General Subjects	0	1	0	1
		Single Subject Teaching Credential	English	1	1	0	2
		School District Total			1	2	0
	PIXLEY UNION ELEMENTARY SCHOOL DISTRICT	Multiple Subject Teaching Credential	General Subjects	3	3	0	6
		Single Subject Teaching Credential	Mathematics	0	1	0	1
			Science: Biological Sciences	0	1	0	1
			Social Science	0	1	0	1
	School District Total			3	6	0	9
	PLEASANT VIEW ELEMENTARY SCHOOL DISTRICT	Multiple Subject Teaching Credential	General Subjects	3	4	0	7
		School District Total			3	4	0
	PORTERVILLE UNIFIED SCHOOL DISTRICT	Multiple Subject Teaching Credential	General Subjects	7	20	0	27
		Single Subject Teaching Credential	Art	1	0	0	1
			English	0	4	0	4
			Industrial and Technology Education	2	1	0	3
			Mathematics	0	1	0	1
Music			0	3	0	3	
Physical Education			2	0	0	2	
Science: Biological Sciences	1	0	0	1			

TABLE 5C
Distribution of Intern Credentials, Permits and Waivers by County, School District, Type and by Subject Area
July 1, 2016 to June 30, 2017

Note: Counties with no Intern Credentials, Permits or Waivers are not included in this table.

County	School District	Credential Name	Subject Area	Intern Credentials - Total	Permits - Total	Waivers - Total	Total Interns, Permits and Waivers
Tulare	PORTERVILLE UNIFIED SCHOOL DISTRICT	Single Subject Teaching Credential	Science: Geosciences	1	3	0	4
			Science: Physics	0	1	0	1
			Social Science	0	1	0	1
		Education Specialist Instruction Credential	Early Childhood Special Education	0	1	0	1
			Mild/Moderate Disabilities	1	3	0	4
		School District Total			15	38	0
	ROCKFORD ELEMENTARY SCHOOL DISTRICT	Multiple Subject Teaching Credential	General Subjects	6	2	0	8
		Single Subject Teaching Credential	Social Science	1	0	0	1
		School District Total			7	2	0
	SEQUOIA UNION ELEMENTARY SCHOOL DISTRICT	Multiple Subject Teaching Credential	General Subjects	1	1	0	2
		School District Total			1	1	0
	STONE CORRAL ELEMENTARY SCHOOL DISTRICT	Multiple Subject Teaching Credential	General Subjects	0	1	0	1
		School District Total			0	1	0
	SUMMIT CHARTER ACADEMY	Single Subject Teaching Credential	English	0	1	0	1
		School District Total			0	1	0
	SUNDALE UNION ELEMENTARY SCHOOL DISTRICT	Multiple Subject Teaching Credential	General Subjects	0	2	0	2
		School District Total			0	2	0
	SUNNYSIDE UNION ELEMENTARY SCHOOL	Single Subject Teaching Credential	General Science (Foundational-Level)	1	0	0	1

TABLE 5C
Distribution of Intern Credentials, Permits and Waivers by County, School District, Type and by Subject Area
July 1, 2016 to June 30, 2017

Note: Counties with no Intern Credentials, Permits or Waivers are not included in this table.

County	School District	Credential Name	Subject Area	Intern Credentials - Total	Permits - Total	Waivers - Total	Total Interns, Permits and Waivers
Tulare	SUNNYSIDE UNION ELEMENTARY SCHOOL DISTRICT	Single Subject Teaching Credential	Social Science	1	0	0	1
		School District Total			2	0	0
	SYCAMORE VALLEY ACADEMY	Multiple Subject Teaching Credential	General Subjects	2	1	0	3
		School District Total			2	1	0
	TERRA BELLA UNION ELEMENTARY SCHOOL DISTRICT	Multiple Subject Teaching Credential	General Subjects	4	2	0	6
		School District Total			4	2	0
	TULARE CITY ELEMENTARY SCHOOL DISTRICT	Multiple Subject Teaching Credential	General Subjects	3	3	0	6
		Single Subject Teaching Credential	General Science (Foundational-Level)	0	1	0	1
		Education Specialist Instruction Credential	Mild/Moderate Disabilities	0	1	0	1
			Moderate/Severe Disabilities	0	2	0	2
		School District Total			3	7	0
	TULARE COUNTY OFFICE OF EDUCATION	Multiple Subject Teaching Credential	General Subjects	0	1	0	1
		Single Subject Teaching Credential	Health Science	0	1	0	1
			Physical Education	0	1	0	1
			Science: Biological Sciences	0	1	0	1
			Science: Chemistry	0	1	1	2
		Education Specialist Instruction Credential	Early Childhood Special Education	1	4	0	5
			Mild/Moderate Disabilities	0	1	0	1

TABLE 5C
Distribution of Intern Credentials, Permits and Waivers by County, School District, Type and by Subject Area
July 1, 2016 to June 30, 2017

Note: Counties with no Intern Credentials, Permits or Waivers are not included in this table.

County	School District	Credential Name	Subject Area	Intern Credentials - Total	Permits - Total	Waivers - Total	Total Interns, Permits and Waivers		
Tulare	TULARE COUNTY OFFICE OF EDUCATION	Education Specialist Instruction Credential	Moderate/Severe Disabilities	1	10	0	11		
		School District Total			2	20	1	23	
	TULARE JOINT UNION HIGH SCHOOL DISTRICT	Single Subject Teaching Credential	English		1	0	0	1	
			Foreign Language: Spanish		0	1	0	1	
			Mathematics		0	0	1	1	
			Social Science		1	1	0	2	
		Education Specialist Instruction Credential	Mild/Moderate Disabilities		4	1	0	5	
	School District Total			6	3	1	10		
	VALLEY LIFE CHARTER	Multiple Subject Teaching Credential	General Subjects		1	3	0	4	
			Foreign Language: Spanish		0	1	0	1	
		School District Total			1	4	0	5	
	VISALIA UNIFIED SCHOOL DISTRICT	Multiple Subject Teaching Credential	General Subjects		15	30	0	45	
			Single Subject Teaching Credential	Art		0	1	0	1
				English		1	3	0	4
				Foreign Language: Spanish		3	1	0	4
				General Science (Foundational-Level)		0	2	0	2
				Industrial and Technology Education		0	1	0	1
Mathematics					0	4	4	8	

TABLE 5C
Distribution of Intern Credentials, Permits and Waivers by County, School District, Type and by Subject Area
July 1, 2016 to June 30, 2017

Note: Counties with no Intern Credentials, Permits or Waivers are not included in this table.

County	School District	Credential Name	Subject Area	Intern Credentials - Total	Permits - Total	Waivers - Total	Total Interns, Permits and Waivers	
Tulare	VISALIA UNIFIED SCHOOL DISTRICT	Single Subject Teaching Credential	Mathematics (Foundational-Level)	2	1	0	3	
			Music	2	2	0	4	
			Physical Education	2	4	0	6	
			Science: Biological Sciences	1	6	0	7	
			Social Science	1	2	0	3	
		Education Specialist Instruction Credential	Early Childhood Special Education	0	1	0	1	
			Mild/Moderate Disabilities	11	19	0	30	
			Moderate/Severe Disabilities	0	7	0	7	
		School District Total				38	84	4
	WAUKENA JOINT UNION ELEMENTARY	Multiple Subject Teaching Credential	General Subjects	1	3	0	4	
			School District Total				1	3
	WOODLAKE UNIFIED SCHOOL DISTRICT	Multiple Subject Teaching Credential	General Subjects	3	3	0	6	
			Single Subject Teaching Credential	English	1	0	0	1
				Foreign Language: Spanish	1	1	0	2
				Mathematics	0	3	0	3
Physical Education				0	1	0	1	
Education Specialist Instruction Credential			Mild/Moderate Disabilities	1	1	0	2	
School District Total				6	9	0	15	

TABLE 5C
Distribution of Intern Credentials, Permits and Waivers by County, School District, Type and by Subject Area
July 1, 2016 to June 30, 2017

Note: Counties with no Intern Credentials, Permits or Waivers are not included in this table.

County	School District	Credential Name	Subject Area	Intern Credentials - Total	Permits - Total	Waivers - Total	Total Interns, Permits and Waivers
Tulare	WOODVILLE ELEMENTARY SCHOOL DISTRICT	Multiple Subject Teaching Credential	General Subjects	0	1	0	1
		Single Subject Teaching Credential	Physical Education	0	1	0	1
		School District Total		0	2	0	2
	Total		157	327	12	496	
Tuolumne	BIG OAK FLAT-GROVELAND UNIFIED	Multiple Subject Teaching Credential	General Subjects	0	1	0	1
		School District Total		0	1	0	1
	COLUMBIA UNION	Multiple Subject Teaching Credential	General Subjects	1	0	0	1
		School District Total		1	0	0	1
	FOOTHILL LEADERSHIP ACADEMY	Multiple Subject Teaching Credential	General Subjects	0	1	0	1
		School District Total		0	1	0	1
	JAMESTOWN ELEMENTARY	Multiple Subject Teaching Credential	General Subjects	0	1	0	1
		Education Specialist Instruction Credential	Mild/Moderate Disabilities	0	1	0	1
		School District Total		0	2	0	2
	SONORA ELEMENTARY	Multiple Subject Teaching Credential	General Subjects	0	1	0	1
		School District Total		0	1	0	1
	SONORA UNION HIGH	Education Specialist Instruction Credential	Mild/Moderate Disabilities	1	0	0	1
		School District Total		1	0	0	1
	SUMMERVILLE UNION HIGH	Single Subject Teaching Credential	English	0	1	0	1

TABLE 5C
Distribution of Intern Credentials, Permits and Waivers by County, School District, Type and by Subject Area
July 1, 2016 to June 30, 2017

Note: Counties with no Intern Credentials, Permits or Waivers are not included in this table.

County	School District	Credential Name	Subject Area	Intern Credentials - Total	Permits - Total	Waivers - Total	Total Interns, Permits and Waivers
Tuolumne	SUMMERVILLE UNION HIGH	School District Total		0	1	0	1
	TUOLUMNE COUNTY OFFICE OF EDUCATION	Single Subject Teaching Credential	Physical Education	0	1	0	1
		Education Specialist Instruction Credential	Early Childhood Special Education	0	2	0	2
			Moderate/Severe Disabilities	1	2	0	3
	School District Total		1	5	0	6	
Total				3	11	0	14
Ventura	CONEJO VALLEY UNIFIED SCHOOL DISTRICT	Single Subject Teaching Credential	Art	0	1	0	1
		School District Total		0	1	0	1
	FILLMORE UNIFIED SCHOOL DISTRICT	Education Specialist Instruction Credential	Mild/Moderate Disabilities	2	0	0	2
		School District Total		2	0	0	2
	HUENEME SCHOOL DISTRICT	Multiple Subject Teaching Credential	General Subjects	0	1	0	1
		Education Specialist Instruction Credential	Mild/Moderate Disabilities	1	0	0	1
		School District Total		1	1	0	2
	MOORPARK UNIFIED SCHOOL DISTRICT	Single Subject Teaching Credential	Physical Education	0	1	0	1
			World Language: English Language Development	0	1	0	1
		School District Total		0	2	0	2
MUPU ELEMENTARY	Education Specialist Instruction Credential	Mild/Moderate Disabilities	1	0	0	1	
	School District Total		1	0	0	1	

TABLE 5C
Distribution of Intern Credentials, Permits and Waivers by County, School District, Type and by Subject Area
July 1, 2016 to June 30, 2017

Note: Counties with no Intern Credentials, Permits or Waivers are not included in this table.

County	School District	Credential Name	Subject Area	Intern Credentials - Total	Permits - Total	Waivers - Total	Total Interns, Permits and Waivers
Ventura	OAK PARK UNIFIED SCHOOL DISTRICT	Single Subject Teaching Credential	Physical Education	0	1	0	1
		Education Specialist Instruction Credential	Early Childhood Special Education	0	1	0	1
		School District Total		0	2	0	2
	OCEAN VIEW ELEMENTARY SCHOOL DISTRICT	Multiple Subject Teaching Credential	General Subjects	0	2	0	2
		Education Specialist Instruction Credential	Mild/Moderate Disabilities	0	1	0	1
		School District Total		0	3	0	3
	OJAI UNIFIED SCHOOL DISTRICT	Multiple Subject Teaching Credential	General Subjects	0	3	0	3
			Single Subject Teaching Credential	English	0	1	0
		Single Subject Teaching Credential	Music	1	0	0	1
			Physical Education	0	1	0	1
			Science: Biological Sciences	1	1	0	2
			Science: Geosciences	1	0	0	1
			Education Specialist Instruction Credential	Mild/Moderate Disabilities	0	1	1
		Education Specialist Instruction Credential	Moderate/Severe Disabilities	0	2	1	3
			School District Total		3	9	2
	OXNARD ELEMENTARY SCHOOL DISTRICT	Multiple Subject Teaching Credential	General Subjects	0	0	1	1
		Single Subject Teaching Credential	Physical Education	2	0	0	2
		Education Specialist Instruction Credential	Deaf and Hard-of-Hearing	2	0	0	2

TABLE 5C
Distribution of Intern Credentials, Permits and Waivers by County, School District, Type and by Subject Area
July 1, 2016 to June 30, 2017

Note: Counties with no Intern Credentials, Permits or Waivers are not included in this table.

County	School District	Credential Name	Subject Area	Intern Credentials - Total	Permits - Total	Waivers - Total	Total Interns, Permits and Waivers	
Ventura	OXNARD ELEMENTARY SCHOOL DISTRICT	Education Specialist Instruction Credential	Early Childhood Special Education	1	0	0	1	
			Language and Academic Development	0	1	0	1	
			Mild/Moderate Disabilities	2	0	0	2	
			Moderate/Severe Disabilities	0	1	0	1	
			Visual Impairments	1	1	0	2	
			School District Total	8	3	1	12	
	OXNARD UNION HIGH SCHOOL DISTRICT	Single Subject Teaching Credential	Art	0	1	0	1	
			Foreign Language: Mandarin	0	1	0	1	
			Foreign Language: Spanish	1	1	0	2	
			Health Science	0	2	0	2	
			Mathematics	1	0	0	1	
			Music	1	1	0	2	
			Science: Biological Sciences	2	1	0	3	
			Science: Chemistry	0	1	0	1	
			Science: Geosciences	0	2	0	2	
			Science: Physics	1	0	0	1	
			Education Specialist Instruction Credential	Mild/Moderate Disabilities	2	3	0	5
			School District Total	8	13	0	21	

TABLE 5C
Distribution of Intern Credentials, Permits and Waivers by County, School District, Type and by Subject Area
July 1, 2016 to June 30, 2017

Note: Counties with no Intern Credentials, Permits or Waivers are not included in this table.

County	School District	Credential Name	Subject Area	Intern Credentials - Total	Permits - Total	Waivers - Total	Total Interns, Permits and Waivers
Ventura	PLEASANT VALLEY SCHOOL DISTRICT	Education Specialist Instruction Credential	Mild/Moderate Disabilities	0	1	0	1
		School District Total			0	1	0
	RIO ELEMENTARY SCHOOL DISTRICT	Single Subject Teaching Credential	Art	1	0	0	1
			Science: Biological Sciences	1	1	0	2
		School District Total			2	1	0
	SANTA PAULA ELEMENTARY SCHOOL DISTRICT	Multiple Subject Teaching Credential	General Subjects	1	0	0	1
		School District Total			1	0	0
	SANTA PAULA UNIFIED SCHOOL DISTRICT	Single Subject Teaching Credential	General Science (Foundational-Level)	0	0	1	1
		Education Specialist Instruction Credential	Mild/Moderate Disabilities	1	0	0	1
		School District Total			1	0	1
	SIMI VALLEY UNIFIED SCHOOL DISTRICT	Multiple Subject Teaching Credential	General Subjects	0	1	0	1
		Single Subject Teaching Credential	Physical Education	0	1	0	1
			Science: Geosciences	0	1	0	1
			Social Science	0	1	0	1
		Education Specialist Instruction Credential	Deaf and Hard-of-Hearing	1	0	0	1
			Mild/Moderate Disabilities	4	2	0	6
			Moderate/Severe Disabilities	1	0	0	1
		School District Total			6	6	0

TABLE 5C
Distribution of Intern Credentials, Permits and Waivers by County, School District, Type and by Subject Area
July 1, 2016 to June 30, 2017

Note: Counties with no Intern Credentials, Permits or Waivers are not included in this table.

County	School District	Credential Name	Subject Area	Intern Credentials - Total	Permits - Total	Waivers - Total	Total Interns, Permits and Waivers	
Ventura	VENTURA COUNTY OFFICE OF EDUCATION	Education Specialist Instruction Credential	Mild/Moderate Disabilities	2	1	0	3	
			Moderate/Severe Disabilities	2	5	0	7	
		School District Total			4	6	0	10
	VENTURA UNIFIED SCHOOL DISTRICT	Single Subject Teaching Credential	English	0	1	0	1	
			Health Science	0	7	0	7	
			Music	1	0	0	1	
			Physical Education	0	1	0	1	
			Science: Chemistry	0	1	0	1	
			Science: Geosciences	0	1	0	1	
		Education Specialist Instruction Credential	Mild/Moderate Disabilities	2	0	0	2	
			Moderate/Severe Disabilities	0	1	0	1	
		School District Total			3	12	0	15
	Total				40	60	4	104
	Yolo	DAVIS JOINT UNIFIED SCHOOL DISTRICT	Multiple Subject Teaching Credential	General Subjects	1	3	0	4
			Single Subject Teaching Credential	Agriculture	1	0	0	1
English				0	1	0	1	
Industrial and Technology Education				0	1	0	1	
Mathematics				1	0	0	1	

TABLE 5C
Distribution of Intern Credentials, Permits and Waivers by County, School District, Type and by Subject Area
July 1, 2016 to June 30, 2017

Note: Counties with no Intern Credentials, Permits or Waivers are not included in this table.

County	School District	Credential Name	Subject Area	Intern Credentials - Total	Permits - Total	Waivers - Total	Total Interns, Permits and Waivers	
Yolo	DAVIS JOINT UNIFIED SCHOOL DISTRICT	Single Subject Teaching Credential	Mathematics (Foundational-Level)	1	0	0	1	
			Physical Education	1	2	0	3	
			Science: Biological Sciences	0	1	0	1	
			Science: Physics	1	1	0	2	
		Education Specialist Instruction Credential	Mild/Moderate Disabilities	0	1	0	1	
			Moderate/Severe Disabilities	0	2	0	2	
		School District Total			6	12	0	18
	EMPOWERING POSSIBILITIES INTERNATIONAL CHARTER	Education Specialist Instruction Credential	Mild/Moderate Disabilities	0	1	0	1	
		School District Total			0	1	0	1
	ESPARTO UNIFIED	Multiple Subject Teaching Credential	General Subjects	0	1	0	1	
			Single Subject Teaching Credential	Mathematics	1	0	0	1
			Education Specialist Instruction Credential	Mild/Moderate Disabilities	0	1	0	1
		School District Total			1	2	0	3
	SACRAMENTO VALLEY CHARTER	Multiple Subject Teaching Credential	General Subjects	1	0	0	1	
		School District Total			1	0	0	1
	WASHINGTON UNIFIED SCHOOL DISTRICT	Single Subject Teaching Credential	Mathematics	0	1	0	1	
			Mathematics (Foundational-Level)	1	1	0	2	
		Education Specialist Instruction Credential	Mild/Moderate Disabilities	0	1	0	1	

TABLE 5C
Distribution of Intern Credentials, Permits and Waivers by County, School District, Type and by Subject Area
July 1, 2016 to June 30, 2017

Note: Counties with no Intern Credentials, Permits or Waivers are not included in this table.

County	School District	Credential Name	Subject Area	Intern Credentials - Total	Permits - Total	Waivers - Total	Total Interns, Permits and Waivers
Yolo	WASHINGTON UNIFIED SCHOOL DISTRICT	School District Total		1	3	0	4
	WINTERS JOINT UNIFIED SCHOOL DISTRICT	Multiple Subject Teaching Credential	General Subjects	0	1	0	1
		Education Specialist Instruction Credential	Mild/Moderate Disabilities	1	1	0	2
		School District Total		1	2	0	3
	WOODLAND JOINT UNIFIED SCHOOL DISTRICT	Multiple Subject Teaching Credential	General Subjects	1	4	0	5
		Single Subject Teaching Credential	Art	0	1	0	1
			General Science (Foundational-Level)	1	1	0	2
			Science: Biological Sciences	0	1	0	1
		Education Specialist Instruction Credential	Mild/Moderate Disabilities	1	5	0	6
			Moderate/Severe Disabilities	0	2	0	2
	School District Total		3	14	0	17	
	YOLO COUNTY OFFICE OF EDUCATION	Multiple Subject Teaching Credential	General Subjects	1	1	0	2
		Single Subject Teaching Credential	Foreign Language: Spanish	0	1	0	1
		Education Specialist Instruction Credential	Moderate/Severe Disabilities	1	0	0	1
			Visual Impairments	1	0	0	1
		School District Total		3	2	0	5
	Total				16	36	0
Yuba	CAMPTONVILLE UNION ELEMENTARY	Multiple Subject Teaching Credential	General Subjects	0	1	0	1

TABLE 5C
Distribution of Intern Credentials, Permits and Waivers by County, School District, Type and by Subject Area
July 1, 2016 to June 30, 2017

Note: Counties with no Intern Credentials, Permits or Waivers are not included in this table.

County	School District	Credential Name	Subject Area	Intern Credentials - Total	Permits - Total	Waivers - Total	Total Interns, Permits and Waivers	
Yuba	CAMPTONVILLE UNION ELEMENTARY	Education Specialist Instruction Credential	Moderate/Severe Disabilities	0	1	0	1	
		School District Total			0	2	0	2
	MARYSVILLE JOINT UNIFIED SCHOOL DISTRICT	Multiple Subject Teaching Credential	General Subjects	0	1	0	1	
		Single Subject Teaching Credential	Mathematics	0	1	0	1	
			Mathematics (Foundational-Level)	2	0	0	2	
			Physical Education	1	0	0	1	
		Education Specialist Instruction Credential	Science: Biological Sciences	0	1	0	1	
			Science: Geosciences	0	1	0	1	
		School District Total			6	5	0	11
		PLUMAS LAKE ELEMENTARY	Multiple Subject Teaching Credential	General Subjects	1	0	0	1
	Single Subject Teaching Credential		Physical Education	1	0	0	1	
	School District Total			2	0	0	2	
	WHEATLAND UNION HIGH	Education Specialist Instruction Credential	Mild/Moderate Disabilities	0	1	0	1	
		School District Total			0	1	0	1
	YUBA COUNTY OFFICE OF EDUCATION	Multiple Subject Teaching Credential	General Subjects	0	1	0	1	
		Education Specialist Instruction Credential	Early Childhood Special Education	0	2	0	2	

TABLE 5C
Distribution of Intern Credentials, Permits and Waivers by County, School District, Type and by Subject Area
July 1, 2016 to June 30, 2017

Note: Counties with no Intern Credentials, Permits or Waivers are not included in this table.

County	School District	Credential Name	Subject Area	Intern Credentials - Total	Permits - Total	Waivers - Total	Total Interns, Permits and Waivers
Yuba	YUBA COUNTY OFFICE OF EDUCATION	Education Specialist Instruction Credential	Moderate/Severe Disabilities	3	6	0	9
			Visual Impairments	0	1	0	1
		School District Total		3	10	0	13
	Total		11	18	0	29	
Statewide Agency	CALIFORNIA SCHOOL FOR THE BLIND	Education Specialist Instruction Credential	Visual Impairments	1	0	0	1
			School District Total	1	0	0	1
	CALIFORNIA SCHOOL FOR THE DEAF IN RIVERSIDE	Education Specialist Instruction Credential	Deaf and Hard-of-Hearing	0	1	0	1
			School District Total	0	1	0	1
	CALIFORNIA SCHOOL FOR THE DEAF, FREMONT	Education Specialist Instruction Credential	Deaf and Hard-of-Hearing	0	1	0	1
			School District Total	0	1	0	1
	ELEANOR ROOSEVELT COMMUNITY LEARNING CENTER	Education Specialist Instruction Credential	Mild/Moderate Disabilities	1	0	0	1
			School District Total	1	0	0	1
	MARY B. PERRY HIGH	Single Subject Teaching Credential	Mathematics	0	1	0	1
			Science: Biological Sciences	0	1	0	1
			Science: Geosciences	0	1	0	1
			School District Total	0	3	0	3
	PORTERVILLE DEVELOPMENTAL CENTER	Education Specialist Instruction Credential	Mild/Moderate Disabilities	1	0	0	1
			Moderate/Severe Disabilities	1	0	0	1

TABLE 5C
Distribution of Intern Credentials, Permits and Waivers by County, School District, Type and by Subject Area
July 1, 2016 to June 30, 2017

Note: Counties with no Intern Credentials, Permits or Waivers are not included in this table.

County	School District	Credential Name	Subject Area	Intern Credentials - Total	Permits - Total	Waivers - Total	Total Interns, Permits and Waivers
Statewide Agency	PORTERVILLE DEVELOPMENTAL CENTER	School District Total		2	0	0	2
	Total			4	5	0	9
Grand Total				4,447	7,831	377	12,655

References

This page lists the URLs for the Credential Information Leaflets that contain detailed information about the Basic Skills Requirement and the various credentials, authorizations, certificates, and permits referenced in this report.

Basic Skills Requirement

[Basic Skills Requirement – CL-667](#)

Multiple Subject (Elementary) Teaching Credentials

[Multiple Subject Teaching Credential - California Prepared – CL-561C](#)

[Multiple Subject Teaching Credential - Out-of-State Prepared – CL-561](#)

[Multiple Subject Teaching Credential - Prepared Outside of the United States – CL-871](#)

Single Subject (Secondary) Teaching Credentials

[Single Subject Teaching Credential - California Prepared – CL-560C](#)

[Single Subject Teaching Credential - Out-of-State Prepared – CL-560](#)

[Single Subject Teaching Credential - Prepared Outside of the United States – CL-870](#)

Education Specialist (Special Education) Instruction Credentials

[Education Specialist Instruction Credential - California Prepared – CL-808CA](#)

[Education Specialist Instruction Credential - Out-of-State Prepared – CL-808](#)

[Education Specialist Instruction Credential - Prepared Outside of the United States](#)

Intern Credentials

[University Intern Credentials – CL-402A](#)

[District Intern Credentials – CL-707B](#)

Limited Assignment Teaching Permits

[Special Education Limited Assignment Teaching Permit – CL-889](#)

[General Education Limited Assignment Teaching Permit – CL-828](#)

Teaching Permits

[Provisional Internship Permit – CL-856](#)

[Short-Term Staff Permit – CL-858](#)

English Learner Authorizations/Certificates

[English Learner Authorizations/CLAD Certificates-CL-628C](#)

[Bilingual Authorizations – CL-628B](#)

[Certificate of Completion of Staff Development – CL-824](#)

Emergency English Learner Authorization Permits

[Emergency CLAD and Bilingual Authorization Permits - CL-533O](#)