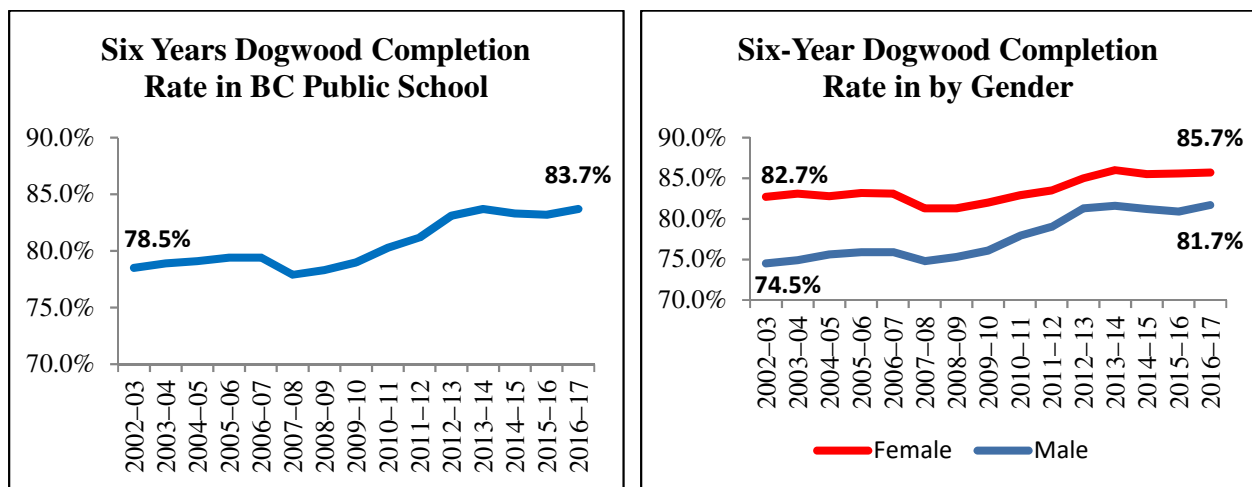


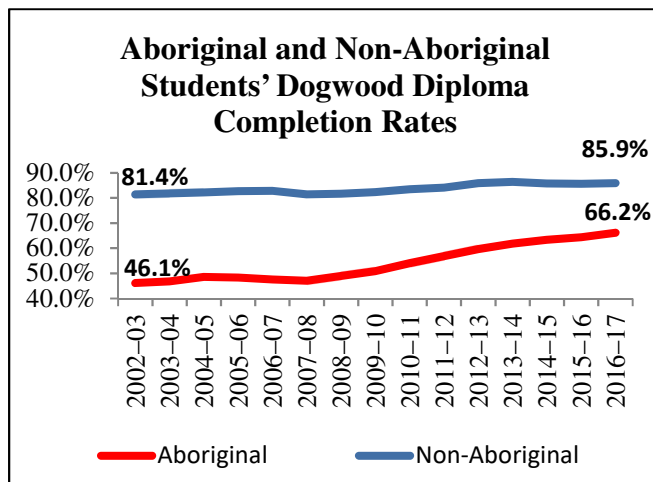
Graduation Rates in British Columbia

Graduation rates of BC secondary students have steadily increased with improved gender parity.¹

Between 2002–03 and 2016–17, the six-year Dogwood Diploma completion rates for public school students increased by 5.2%. The gap in completion rates between male and female students decreased from 8.2% to 4.0%.



Graduation rates for Aboriginal students and students with special needs have been increasing since 2002–03 and the gap between Aboriginal and non-Aboriginal students has been narrowing.²

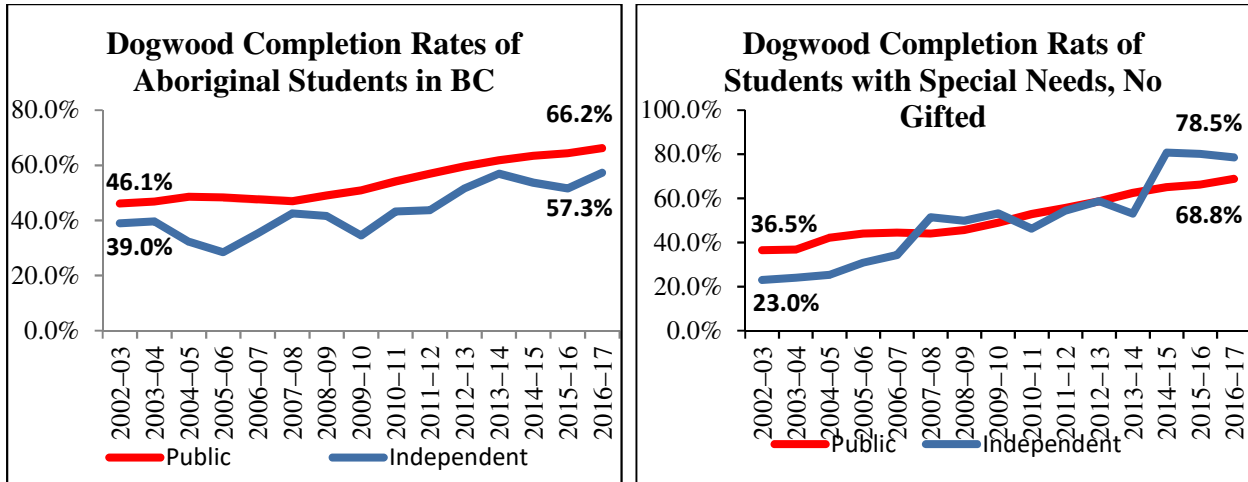


The difference in six-year Dogwood completion rates of Aboriginal and non-Aboriginal students have decreased from 35.3% in 2002–03 to 19.7% in 2016–17. The completion rates of students with special needs have nearly doubled within the same period.

The graduation rates of Aboriginal students and students with special needs in public schools regularly match, or even exceed, those in independent schools³

Aboriginal students in public schools have achieved a higher six-year Dogwood completion rate than their counterparts in independent schools since 2002–03. In 2016–17, the completion rate for Aboriginal students in public schools was 8.9% higher than in independent schools.

Students with special needs have also regularly matched the six-year Dogwood completion rates of their counterparts in independent schools, often exceeding them.



2018.01.23
SB:pl:tfu

¹ Data BC Operations. (2016). *BC Schools - Six Year Completion Rate*. Retrieved from catalogue.data.gov.bc.ca/dataset/bc-schools-six-year-completion-rate.

² Ibid.

³ Ibid.



BCTF

British Columbia Teachers' Federation A Union of Professionals
100-550 West 6th Avenue, Vancouver, BC V5Z 4P2 bctf.ca
604-871-2283 1-800-663-9163 