

**AN ACTION RESEARCH ON PROJECT-BASED LEARNING AND
UNDERSTANDING BY DESIGN AND THEIR EFFECTS
ON THE SCIENCE ACHIEVEMENT AND
ATTITUDE OF SCIENCE STUDENTS**

BY

RICHARD DEAN B. RUBRICA

CALOOCAN CITY, PHILIPPINES

FEBRUARY, 2018

ABSTRACT

Project-Based Learning has been the leading strategy used by most of the top educational systems in the world. Authentic learning that addresses the 21st century skills is what PBL offers. However, little research has been done to explore its potential in improving the quality of education in the country and what framework to be used to be able to “curricularize” PBL. The aim of this research is to examine the effect of Project-Based Learning using Understanding by Design framework in improving the academic achievement and attitudes of grade 6 students in science 6. Two sections in the grade 6 level from Sta Quiteria Elementary School in Caloocan City was selected for the study. Group A (Gold) was taught through project-based learning technique and Group B (Garnet) was taught through a more traditional teaching technique. A pretest and posttest was administered on both groups to find out if there is a statistical difference between their achievements. There was a statistical difference between the mean academic achievement scores of pretest and posttest after the intervention. The statistical difference has proven the effectiveness of PBL as a more effective method in teaching science. In addition, motivation and attitude were positively impacted. Further studies and in-service trainings for teachers were recommended to discover the effectiveness of PBL in other subject areas.

Key words: Project-Based Learning, Understanding by Design, Authentic Activities, Science teaching, 21st century

TABLE OF CONTENTS

ABSTRACT.....	i
LIST OF TABLES.....	iii
LIST OF FIGURES.....	iv
CHAPTER	
I INTRODUCTION.....	1
II REVIEW OF RELATED LITERATURE.....	5
III METHODOLOGY.....	34
IV DISCUSSION, CONCLUSION AND RECOMMENDATION.....	44
DISCUSSION OF RESULTS.....	45
Student Achievement.....	45
Student Attitudes.....	50
Teacher Journal.....	53
Interview.....	54
Class Dojo.....	56
CONCLUSION.....	59
RECOMMENDATION.....	60
REFERENCES.....	62
APPENDICES	
APPENDIX A: Unit overview.....	67
APPENDIX B: Second quarter curriculum plan.....	70
APPENDIX C: Class dojo positive and negative points.....	73
APPENDIX D: Student questionnaire.....	74
APPENDIX E: Teacher journal sample transcript.....	77
APPENDIX F: Project proposal sample transcript.....	80
APPENDIX G: Final project sample.....	82
APPENDIX H: Science project rubric.....	83
APPENDIX I: Sample class record.....	85

LIST OF TABLES

1. The Logic of Backward Design.....	25
2. Understanding by Design Unit Template.....	26
3. UbD-PBL Unit Plan Template.....	33
4. Action Plan with Essential Questions.....	39
5. Diagnostic Test Mean Scores.....	46
6. Independent Samples T-Test of Diagnostic Test Results.....	46
7. Second Periodical Test Mean Scores.....	47
8. Independent Samples T-Test of Second Periodical Test Results.....	47
9. Summary of Proficiency Level (Group A).....	49
10. Summary of Proficiency Level (Group B).....	49
11. Summary of Survey Responses (Group A).....	51
12. Summary of Survey Responses (Group B).....	51
13. Student Survey Responses.....	50
14. Darwin’s Positive and Negative Points.....	59

LIST OF FIGURES

1. BIE Gold Standard PBL Essential Project Design Elements.....	9
2. Steps in PBL.....	11
3. UbD Stages.....	22
4. Class Dojo Positive Responses Points.....	43
5. Class Dojo Negative Responses Points.....	44
6. Student Interview Responses Sample.....	55
7. Group A and Group B Class Dojo Points.....	57
8. Darwin’s Class Dojo Points.....	58

CHAPTER I

INTRODUCTION

The Philippines educational system is on its progressive steps in completing the transition to the K-12 program. Science, being one of the core subjects in elementary education will again undergo a major program overhaul. Elementary science education in the country is evidently poor compare to its ASEAN neighbors. Student performance in the international studies (TIMMS 1995, 1999, 2003) is consistently low. The Philippines ranked 34th out of 38 participating countries and the results from the National Achievement Test given by the Department of Education are also in dismaying figures (UNESCO, 2010).

The problem does not lay on the curriculum program per se, hence, everything boils down to the pedagogical roots. Students lose interest in learning science because its teaching is predominantly transmissive which makes it more abstract in the eyes of the students and therefore, seeing it as an irrelevant subject matter (UNESCO, 2010). Thus, as teachers, we have to provide organic experiences that will make the students construct knowledge meaningfully in an appropriate social context (Dewey, 1938). According to Lev Vygotsky's (1978) Zone of Proximal Development, children's inquisitiveness begins long before they attend formal schooling. For this reason, children are considered born scientists (Keller, 2012). Consequently, didactic pedagogy cannot cater their curiosity about the world and their questions about everything. Children learn science by doing

science, by asking and exploring their answers to their questions (Martin, 2002). Science is not a subject to be taught, but rather a process for learning something new (Keller, 2012). Scientific knowledge is shared through social transactions and interactions between the learners (Roth 1990). Learning entails active efforts of the learner and therefore, learning science is an active process (Tyler 1949).

Despite the radical changes in the curriculum the Department of Education is making through the years to improve the quality of education, teachers are still widely using didactic pedagogy and generic lesson plans in delivering their lessons. The K-12 program is anchoring the philosophy of educational constructivism that requires authentic pedagogical approach and has to reflect the real-world interconnections in science through authentic assessments (Tam, 2000). Constructivism is also a learning strategy that draws students' prior knowledge and skills to be able to synthesize new understanding (Matthews, 2003). Knowledge learned at the level of rote memory rarely transfers; transfer occurs when the learner knows and understand the concepts and be able to apply it to solve problems in different situation. Learning with understanding is more likely to promote transfer than just memorizing a text (Wiggins & McTighe, 2001). Students at this point in time live in a world with vast sources of information. Therefore, teachers have to teach the students how to properly choose and use that information (Trilling & Fadel, 2009). There is also a need to prepare them in the rapidly changing world of work. Collaboration, critical thinking, problem solving, and self-management are the success skills teachers need to equip the students (Larmer & Mergendoller, 2015). In that sense, teachers should embrace this new role as learning coach and manager (Barron & Darling-Hammond, 2008).

The teacher researcher is a science teacher for about five years since he entered the public school. Sta. Quiteria elementary school is one of the seven schools in the district of Tanque in Caloocan City. The teacher researcher teaches six sections of sixth grade science. There are a total of thirteen sections in the grade six and the teacher researcher is teaching almost half of it. The grade level has one homogeneous section that is considered the 'cream' section which makes the remaining sections heterogeneous. Students are required to take a diagnostic test at the beginning of the school year to assess the content that has to be taught with greater emphasis and to have data to be compared in the achievement test at the end of year following the spiral approach of the K-12 program. The results of the diagnostic exam served as basis in choosing the subjects in the action research. The researcher took the two sections at the bottom of the list which happens to be two of his classes. They got the lowest mean scores which the teacher researcher think will be a great venue to test the effectiveness of Project-Based Learning method. Section Gold is made up of 21 boys and 23 girls. All 44 students have low SES and 11 are beneficiaries of *Pantawid Pamilyang Pilipino Program* or 4P's, a government program that grants conditional allowances for the indigent families within the school community to be able to send their children to school. Section Garnet is made up of 25 boys and 21 girls. The same as section Gold, all 46 students have low SES and 9 of them are beneficiaries of 4P's. Indigence is a common problem surrounding public education. Some of my students even have to earn money for themselves to be able to go to school which greatly affects their capability to learn.

Throughout the years the teacher researcher being a science instructor, he observed that students lacked motivation and drive to become successful in Science.

Every time the teacher researcher tries to engage the students to discussion what he gets are only get are blank stares. Sometimes the teacher researcher ask himself if what he is doing is still worthwhile in the eyes of my students. Students consistently struggle to grasp science concepts because of the stigma attached to the subject. Students think that what they will do in science is just a bunch of memorization activities and seemed to believe that success in the class would be too difficult. Disengagement was noticeable compared to other subjects such as *Araling Panlipunan* and MAPEH. This action research was developed around the researcher's concern for the students' achievement in science. The teacher researcher is highly concerned about the students' academic growth, attitude, and motivation towards science that revolves around their critical thinking skills. As the teacher researcher observe, the longer the time he stays in front of the classroom the lesser they learn and the more he let them explore, the more they ask questions hence, the more they understand. Moreover, science teachers are most of the time focused on teaching the content and not learning the content.

There is no one-size-fits-all strategy or approach to address these issues. The need to hone the 21st century society that can keep up with the rapid technological advancements and globalization has brought us to the point of rethinking the educational system that has been caught in a web of educational views originated centuries ago (Barron & Darling-Hammond, 2008). Teachers need an innovative educational approach that will address the nation's educational dilemma. Rooted in the progressive education movement of William Heard Kilpatrick and John Dewey, Project-Based Learning or PBL is an approach where students try to find solutions to an essential question that is based

on a real world challenge. This approach requires students to actively investigate and explore significant content and learn skills that are crucial to the process of inquiry to be able to answer the essential question that will result to deeper learning through active exploration of real-world problems and challenges (Condliffe, 2016; Iwamoto et al., 2016; Harmer & Strokes, 2014; Holmes, 2012; Bell, 2010; Thomas, 2000; Katz & Chard, 1992). According to Bell, (2010) Project-Based Learning is the basis of the curriculum and not just a supplementary activity to support learning. To be able to “curricularize” PBL, it needs to have a curriculum design that suites its core principles (Thomas, 2000). Understanding by Design or UbD by Wiggins and McTighe, (2004) is a three-step curriculum framework that takes a means-ends approach or “backwards” in designing and implementing a curriculum. Understanding by Design starts with the end goal- the desired results and identifies the necessary assessment evidences before thinking of the instructional procedures (Wiggins & McTighe, 2004). In this study, the teacher researcher wants to discover the over all impact of PBL in UbD framework in the students’ achievement in science as well as their attitude and behavior in the classroom.

CHAPTER II

REVIEW OF RELATED LITERATURE

PBL: Project-Based Learning

Project-Based Learning (PBL) is a model for classroom activity that is a lot different from the usual teacher-centered classroom practices. Project-Based Learning

activities are long-term, interdisciplinary, student-centered and integrated with real-world issues and problem solving. This method fosters abstract tasks to explore and solve complex issues (Condliffe, 2016; Iwamoto et al., 2016; Harmer & Strokes, 2014; Harmer & Strokes, 2014; Holmes, 2012; Bell, 2010; Thomas, 2000; Katz & Chard, 1992;). It promotes understanding of the underlying concepts rather than just practicing rote memory skills. Project-Based Learning approach uses projects as vehicles to encourage student motivation and to provide means for demonstrating and explaining what they have learned. In PBL, the students explore, make judgments, interpret, and synthesize information in meaningful and creative ways. Project-Based Learning is a good resort in honing the 21st century skills of the students (Educational Technology Division, Malaysia, 2006). Ravitz, Hixson, English, & Mergendoller (2012) defined 21st Century skills as: productivity and accountability, social and cross-cultural skills, creativity and innovation, critical thinking and problem solving, communication and collaboration, information, communication and technology literacy, flexibility and adaptability, initiative and self-direction, and leadership and responsibility. Project-Based learning promotes learning that results from the demonstration of performance where the students are going to use the knowledge and skills they acquired. According to Harmer and Strokes, (2014) PBL has key features which give its distinction; learning by doing, role of the facilitator, interdisciplinary, collaboration on the group work, and an end product. The genesis of PBL is inquiry where children pursue knowledge by asking questions that triggered their natural curiosity (Bell, 2010).

Recent studies are emphasizing the benefits of PBL; increased academic achievement, increased application and retention of information, critical thinking,

communication, and collaboration (Condliffe, 2016; Iwamoto et al., 2016; Harmer & Strokes, 2014; Holmes, 2012; Bell, 2010; Thomas, 2000; Katz & Chard, 1992;), but what is and what is not a PBL project? Project is common tradition across the different subject areas. However, there are certain criteria that has to be present in a project to be considered PBL. Thomas (2000) on his article “A Review of Research on Project-Based Learning” states the five criteria of a PBL project. Project-Based Learning projects are central and not peripheral to the curriculum, projects are focused on questions or problems that ‘drive’ students to encounter the central concept of the curriculum of a discipline, projects involve students in a constructive investigation, projects are student-driven to some significant degree, and projects are realistic and not school-like. After Thomas (2000) created his comprehensive review of the Project-Based Learning approach, his work became the most cited article on PBL researches. After a decade, Bell, (2010) made another comprehensive review on PBL. According to Bell, (2010) PBL is an innovative teaching approach that addresses a multitude of skills critical for the success in the 21st century. Bell (2010) argues in his review that students need to be more responsible for their own learning and the teachers should embrace their new role as guide-on-the-side and not as sage-on-stage. Harmer and Strokes, (2014) made a review on the benefits and challenges of Project-Based Learning. The main advantages of PBL according to Harmer and Strokes, (2014) include: claims of improved academic results, the development of wider skills, increased student motivation and enjoyment, students learn through revision, enhanced outreach and engagement beyond academia and advantages for lecturer. Harmer and Strokes, (2014) also outlined some of the predominant challenges of the Project-Based Learning raised in the literature. Some of

the significant identified challenges across the discipline are that of group work, preference for traditional teaching styles, assessment, and weight of work not only for students but also for teachers and administrators. Proper planning and scaffolding are some of the ways cited by Harmer and Strokes, (2014) in order to avoid these challenges. Another comprehensive review of Project-Based Learning by Condliffe, (2016) focused on the PBL approaches in the K-12 settings, core PBL design principles and implications for the field, and PBL implementation research. Moreover, Condliffe, (2016) discussed how students develop new skills and knowledge in PBL K-12 classrooms; PBL promotes construction of knowledge, cultivates student engagement, use scaffolds to guide student learning, encourage student choice, and support collaborative learning. Students are expected to demonstrate their learning by creating a product that answers the essential question, provide opportunities for student reflection and teacher feedback and present product to authentic public audiences.

The Buck Institute for Education or (BIE) is a non-profit organization dedicated in helping teachers use PBL effectively in their classrooms. Buck Institute for Education created the “Gold Standard PBL” because of the growing popularity of PBL many teachers and schools may jump on the PBL bandwagon. Without clear guidance and adequate preparation, curricular problems will crop up. Poorly designed and implemented PBL will frustrate students, disappoint teachers, and damage PBL’s reputation. The “Gold Standard PBL” has the Essential Project Design Elements that has the key knowledge, understanding and success skills at the center as desired goals. Around the key knowledge, understanding and success skills are; design and plan, align to standards, build the culture, manage the culture, manage the activities, scaffold student learning,

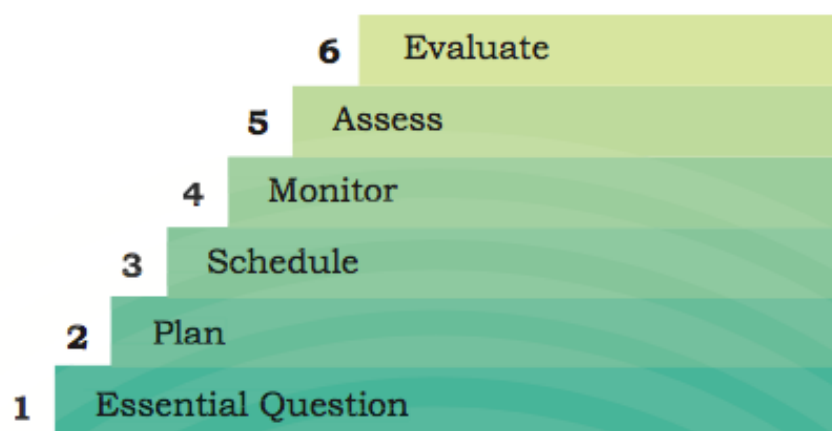
assess student learning and engage and coach. Design and plan is where teachers create or adapt a project for their context and students, and plan implementation from launch to culmination while allowing for some degree of student voice and choice. Aligning to standards is where teachers use standards to plan the project and make sure it addresses the key knowledge and understanding from subject areas. Building the culture explicitly and implicitly promote student independence and growth, inquiry, team spirit, and attention to quality. Managing activities to teach teachers and students to organize tasks, schedules, and use resources properly. Scaffolding student learning uses formative and summative assessments of knowledge, understanding, and success skills which include self and peer assessments. Engaging and coaching give students sense of direction, encouragement, and celebration.

Figure 1. BIE Gold Standard PBL Essential Project Design Elements



The Educational Technology Division, Malaysia, (2006) states the six steps in formulating a Project-Based Learning program. The first step is giving the ‘essential question’ or the ‘driving question’. This is a real-world topic that will engage the students to begin an in-depth investigation. The teacher has to make sure that the questions are based on the situations that are authentic and relevant to the students. The second step is designing a plan project. In designing a project plan the teacher has to consider the content standards to be addressed and involve the students in the planning process. In that way the project shall maintain its centrality to the curriculum. The third step is creating a schedule. Provide a timeline for the components of the projects. Give the students reasonable amount of time to come up with a meaningful project. The fourth step is monitoring the students and project progress. The teacher should inculcate the value of collaboration and communication among the members of the group. Always check the progress of the project by checking their copy of the schedule of project. The fourth step is assessing the outcome of the project. Diagnostic feedback is essential in assessing the work of the students. It gives the students design their projects more effectively. The sixth and the last step is evaluating the experience. Use rubrics in evaluating the outputs of the students to measure the authenticity and meaningfulness of the project. Make the students reflect after the evaluation period. Make the students share their experiences in making the projects and on how they can improve as a team.

Figure 2. Steps in PBL



Review of the Research on Project-Based Learning

When considering to implement the action research it is important to confirm previous research regarding the effect of Project-Based Learning in increasing student achievement and improving student motivation and attitudes in guiding the research. This analysis informed and guided the researcher's efforts to implement a treatment in the class. Research has proven that through PBL, students become better problem solvers, researchers, and critical thinkers (Bell, 2010; Thomas, 2000; Condliffe, 2016). Students who may struggle in a traditional instructional setting have often been found to do well when they work in a PBL class (Bell, 2010; Thomas, 2000; Condliffe, 2016). The effectiveness of PBL has been investigated in various studies (Condliffe, 2016; Iwamoto et al., 2016; Chiang & Lee, 2016; Mayer, 2016; Cervantea, et al., 2015; Khaliq, et al., 2015; Harmer & Strokes, 2014; Redmond, 2014; Holmes, 2012; Bell, 2010; Yancin, et al., 2009; Thomas, 2000; Katz & Chard, 1992;) in different subject areas as well as

deepening students' transfer skills. Research has proven that through PBL, students become a better problem-solvers, researchers, and critical thinkers (Thomas, 2000, Bell, 2010, Harmer and Strokes, (2014), Condliffe, 2016). Students in PBL not only learn real-world application of knowledge and skills but also analytic skill (Katz & Chard, 1992). Most of the literature on Project-Based Learning are in the K-12 setting which strongly suggest the effectiveness of the model in the K-12 program in the country.

Researches on the effect of project-based learning are positive on both the achievement and affective domain. In a study conducted by (Halvorsen, Brugar, Block, Strachan, Berka, and Brown, 2014), two sets of teachers 2 from from the high SES and 4 from the low SES and a subset of their students participated to find out if there is significant difference between the two groups in terms of their academic achievement in social studies and content literacy. The researchers used two project based learning units on the states standards in economics, civic and government. The researchers used a formative experiment approach and the data were both quantitative and quantitative. The participants came from two different school districts. The results of the study revealed that the students who came from a low SES scored statistically the same as the students who came form a high SES. The teachers who applied the project-based program became more concern on the 'understanding' of the students of the concepts.

Another study on the effects of project-based learning in increasing academic achievement was conducted by Hernandez-Ramoz and De La Paz (2009). A total of 70 students participated in the study from a District of Northern California. The students were divided into a control group and the experimental group. A technology assisted project-based approach will be given to the experimental group in a six-week history unit on

early 19th century U. S. History. The researchers examined the content knowledge tests, group projects, and attitudes and opinions survey to determine the relative benefits of the program to the students. The results of the program revealed a significant gains of students in the PBL compare with the control group who underwent a more traditional teaching and learning program. The students' work in the intervention also revealed growth in their historical thinking skills and they were able to grasp the fundamental understanding that history is more than presenting and memorizing facts.

Cakici and Turkmen (2013) made a study on the effect of project-based approach on children's achievement and attitude in science in a primary school in the Northwestern part of Turkey. The study consisted of 44 fifth grade students that was divided into the control group and experimental group who underwent the intervention using the project-based learning strategies. The researchers used a pretest posttest control group of quasi-experimental research design. During the application of the project-based learning approach, the researcher carefully observed all students on how they crafted their projects. The researchers gave the students some scaffolding on the project by giving some clues and by encouraging them to be more creative in making their projects. The results of the study show a significant difference in terms of achievement in science as a result of making learning more enjoyable and meaningful. However, there was no significant differences on the attitude towards science. The researchers inferred that the reason are the difficulties the students experienced during the project making activities. Project-based learning is relatively new to the students and scaffolding and gradual implantation of the approach are some of the recommendations given by the researchers.

A study conducted by Khaliq, Alam, and Mushtaq (2015) investigated the effectiveness of project-based learning for teaching science at elementary level. One of the federal government high schools was randomly selected as a sample school. Then one section of grade 8 class was randomly selected to participate in the study. A chapter about the 'Environment' was taught through project-based learning. A pretest and a posttest in the subject of science was developed to evaluate the academic achievement of the students before and after the completion of the experiment. Consequently, the results showed that the students who underwent the treatment performed better than the control group. Project-based learning technique was found to be more effective teaching approach in teaching science because it elicits the natural inquisitiveness of the students to explore. A project calendar was given together with the rubric to maintain the focus of the students in accomplishing the proposed project. Khaliq, et al., (2015) recommended to use PBL in classrooms particularly in science subjects.

A study conducted by Yalcin, Turgut, and Buyukasap, (2009) aimed to discover the effect of Project-Based learning on Science Undergraduates' learning of electricity, attitude towards physics and scientific process skills. The total 90 undergraduates (prospected teachers) in the Science Teacher Training Department in Bayburt education faculty in Turkey was used in the study. A set of pretest and posttest was administered to the experimental and control group to discover if there is a statistical difference in their achievement and attitudes towards physics and science process skills. The results show that there were statistical differences between experimental and control group with respect to students' attitudes and the results also proved that project-based learning enhanced the learning of the students through authentic teaching and learning process.

Cervantes, B., Hemmer L. & Kauzekanani K. (2015) investigated the impact of project-based learning on the achievement of the students in mathematics and in reading. Cerventez, et al. 2015, performed a causal-comparative study to compare the achievement of grade seven and grade eight students on two schools in a district in south Texas US of the school year 2011-2012. The researchers used experimental and control groups where PBL was used as teaching method for the experimental group and traditional approach was used in the control group. The State of Texas Assessments of Academic Readiness (STARR) was the tool used for the outcome of the learning program. The result of the study shows that students who underwent the PBL program scored significantly higher in the STARR than the control group who was taught using the more traditional method of teaching.

A study conducted by Redmond, K. (2014) reports that project-based learning improves the academic achievement of the students through collaboration, active participation, and meaningful projects. The primary focus of the research is academic achievement which resulted in data collection surrounding the research question, “How does project-based learning impact student achievement?”. Redmond, (2014) used two sections of fourth grade science. Each section underwent a treatment phase and non-treatment phase. The score that was used in the statistical analysis were generated from the Northwest Evaluation Association Measures of Academic Progress NWEA MAP test. The results of the statistical analysis revealed that after the treatment phase the students scored in the test significantly higher than the non-treatment phase.

The researcher also used variety of collection methods to help her solidify her data analysis. Aside from the pretest and posttest the researcher also conducted a survey

which measured the motivation level of the student. Interview, class journals and a computer application which is Class Dojo were used to determine the attitude of the students towards the treatment phase of the study. The students were highly motivated during the span of the treatment because of the collaborative exercises given by the researcher. The researcher also noticed according to her class journals that some of her problem students were highly engaged during the span of the study which made her conclude that project-based learning really works on different types of students. In the interview, the students told the researcher that before they find science as a very boring subject but because of the engaging projects and activities during the treatment the students are now having a positive outlook on the subject that gave them intrinsic motivation to study science. With the help of Class Dojo, the researcher easily tracked and scored students' attitudes during the span of the treatment. In just a click in her device she was able to score the specific attitude of the students during the activity whether it is a positive or a negative attitude. The data out of it helped her solidify the data from the post tests which tells that project based learning can increase student achievement.

The data from Redmond, (2014) is very helpful in identifying the key on how teachers can intensify project-based learning in the classroom. According to Redmond (2014) it is imperative for the teachers to build the plan and implement project-based learning at the beginning of the school year and make it as another classroom routine where the students know how to participate in. In that way the process of collaboration and research will become spontaneous to the students.

Project-Based learning method has proven its effectiveness not only in increasing academic achievement but also the 21st century skills of the students as reported in the research of Holmes (2012) about the effects of the project-based learning on 21st century skills and no left behind policy accountability standards. Holmes, (2012) focused on the effectiveness of PBL through the lenses of the 21st century skills. The researcher wanted to prove that PBL is an effective teaching method across the different subject areas even with the initial conflict which he wanted to prove. Holmes, (2012) saw the conflict in the NCLB accountability standards by which students may not be able to perform PBL projects and activities by which will require 21st century skills such as computer literacy, creativity, communication, and collaboration. Collaboration is an integral part of the PBL model (Cervantes, et al., 2015) where students communicate and share ideas and concepts about the topic. Holmes, (2012) tested PBL on the students' reading achievement, technology literacy, and 21st century skills. Students who participated in the Digital Biographies PBL unit demonstrated an increase in reading achievement. However, according to the statistical analysis of the mean scores of the comparison group and the experimental group are not statistically different. Although, according to Holmes (2012), this is due to the very small sample size which was the most crucial part of the limitations of the research. Students in the special group had an increase in achievement in the Florida Comprehensive Assessment Test. The overall FCAT probability rates of the study group increased from 81.73 to 84.33 during the study period. In the technology literacy, the students demonstrated an increase in technology literacy skills after the Digital Biographies PBL unit. Constructing and Demonstrating Knowledge was the first indicator approaching significance. The students' ability to carry out variety of tasks is

what the indicator evaluated. The overall score for the ST2L was also approaching significance with p-value of .055 that indicates that PBL is an effective method to increase technology skills and literacy of the students (Holmes, 2012). Moreover, the study group who underwent the PBL unit had a greater increase in constructing and demonstrating knowledge compared to the comparison group. The data shows the technology achievement gap between the study group and the comparison group after the implementation of the digital bibliographies PBL unit. In addition, the study group demonstrated better in the 21st century skills such as in learning and innovation and communication compare with the comparison group using the five-point scale rubric. With all the data presented by the researcher, Project-Based Learning shows promise as a way to help students meet the challenges of developing 21st century skills.

Iwamoto, et al., (2006) argued that Project-Based Learning method as an alternative pedagogical approach is effective in increasing the academic achievement of the students. The key indicators for higher academic performance were high self-efficacy, high level of perceived control, and growth mindset. Iwamoto, et al. (2006) believe that lecture-centered teaching methods lacked necessary tools needed to meet the demands to today's employment needs. In order to address the issue, Iwamoto et al. (2006) utilized an active-learning strategy intervention called standards-focused project-based learning (PBL). The main objective of the research is to measure the effectiveness of the alternative teaching approach based on constructivist ideas to address the low student achievement and engagement of the students in the undergraduate level psychology course and to know what are the changes that can be brought about by engaging the psychology students in PBL. The researchers used two sets of freshmen and sophomore

psychology students as subjects. Using a one-way analysis of variance (ANOVA) to determine if there is a statistical difference between the mean scores of the control and experimental group. The results revealed that with a confidence interval of 95% the ANOVA was significant, $F(3,97)=12.912$, $p < .01$. Iwamoto, et al. (2006) also found out that students in the experimental group appeared engaged in the process and actively discussed the topics within their respective group. The researchers had one challenge that was observed in both experimental groups and that is students had a very difficult time starting their projects. The students experienced confusion and uncertainty and they requested examples and wanted more specific directions about the project.

Project-Based Learning is not just effective in increasing the academic achievement of the students but also improving students' attitude and motivation towards learning (Altun Yancin, et al., 2009; Chiang & Lee, 2016; Erdem, 2012;)

Altun Yancin, et al. (2009) investigated the effect of project based learning on the first year science undergraduates' attitudes towards physics, electricity achievement, and the development of scientific process skills. The participants were 90 first year science undergraduate students from Science Teacher Training Department in Bayburt Education Faculty in Turkey. Pre tests and post tests were given to both experimental and control group. The unit about electricity was taught using the project based learning approach to the experimental group while a more traditional teacher-centered approach was used in the control group. It was found that the achievement scores in the unit about electricity of the experimental group was statistically significantly higher than the control group. It was also found that the scores of the experimental group with respect to their scientific process skills and attitude were higher than the control group. The researchers

interviewed five students from the experimental group and asked things that served as reasons for them to score higher in the post test. The results of the interview revealed that students gained confidence in their own learning and initiative to discover knowledge and skills needed to accomplish the project with the help of the driving question at the beginning of the unit. Difficulties such as time on task, division of labor and finding funds for the project were common among the interviewees because project based learning approach was new to them.

Chiang, C. L. & Lee, H. (2016) investigated the effect of project-based learning method on the motivation and problem-solving ability of the vocational high school students in eastern Taiwan. There were 46 students in the treatment group and 42 students in the control group majored in food and beverages. The treatment group were given project-based teaching method and control group students were given traditional method during the four-week period. The researchers used quasi-experiment and qualitative methods to investigate whether or not students who participated in the project-based learning improved their motivation and problem-solving abilities. Questionnaires consist of learning motivations scales and problem solving ability were given in both groups. Results showed that both the students' learning motivation and problem solving abilities were positively affected by the project-based learning method.

Mayer, (2016) investigated the the students' perceptions of life skill development in project-based learning schools. The results show that students' perception on time management, collaboration, communication, and self-directedness drastically improved. The study revealed that the students' perception of their life skills improved through the implementation of Project-Based Learning approach.

Understanding by Design (UbD)

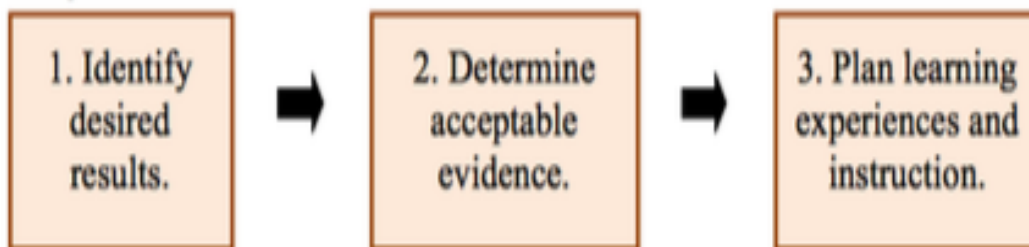
Understanding by Design (UbD) is the brainchild of Grant Wiggins and Jay McTighe (2005). Teaching is a means to an end three-step curriculum framework. The framework gathers learning outcome and assessment evidences before crafting instructional procedures. Wiggins & McTighe (2005) defined backward design as an approach where teachers identify what are the evidences they want to reach before they plan what they teach and how. Understanding by Design lessons contribute to the lasting and meaningful learning of the students because the goal of UbD is understanding, that is the ability to “Transfer” the knowledge and skills learned into different context or situation Wiggins & McTighe (2005).

A process to designing curriculum by beginning with the end in mind and designing toward that end. In backward design, one starts with the end—the desired results (goals or standards)—and identifies the evidence necessary to determine that the results have been achieved, that is, the assessments. With the results and assessments clearly specified, one can determine the necessary (enabling) knowledge and skill, and the teaching needed to equip students to perform. (Wiggins & McTighe, 2005, p. 290).

The three stages of the Understanding by Design process to create a unit plan. This figure illustrates the overall process used to develop curriculum following the UbD format. Adapted from Wiggins and McTighe, p. 18. “Curriculum should lay out the most effective ways of achieving specific results” (Wiggins and McTighe, 2005, p.14).

Understanding by design can be broken into three stages.

Figure 3. UbD Stages (Wiggins and McTighe, 2005, p.18)



Understanding by Design suggests that educators should focus on what specific learning needs to occur first before putting any thought into the activities they want to implement (Wiggins and McTighe, 2011). Understanding as an educational aim will result in high-level achievement for it will provide more opportunities for the students to apply their learning in meaningful authentic contexts. The students will therefore, be able to transfer what they have learned- that is the ability to apply understandings, knowledge, and skills effectively in new situations (Wiggins and McTighe, 2005). Wiggins & McTighe, (2005) identify the twin sins of common curricular design; the activity focused teaching and the coverage focused teaching. The activity focused teaching provides students with tantamount of “hands-on but minds-off” activities which is prevalent in the elementary grade students while the coverage focused on the other hand is prevalent in the high school and college levels. Understanding by Design is a framework not an educational program and according to (Wiggins and McTighe, 2011, p. 3) in their book “The Understanding by Design Guide to Creating High-Quality Units” UbD is based on eight key tenets:

1. UbD is a way of thinking purposefully about curricular planning, *not* a rigid program or prescriptive recipe.

2. A primary goal of UbD is developing and deepening student understanding—the ability to make meaning of learning via “big ideas” and to transfer learning.
3. UbD unpacks and transforms content standards and mission-related goals into relevant Stage 1 elements and appropriate assessments in Stage 2.
4. Understanding is revealed when students autonomously make sense of and transfer their learning through authentic performance. Six facets of understanding—the capacities to *explain*, *interpret*, *apply*, *shift perspective*, *empathize*, and *self-assess*—serve as indicators of understanding.
5. Effective curriculum is planned “backward” from long-term desired results through a three-stage design process (Desired Results, Evidence, Learning Plan). This process helps to avoid the twin problems of “textbook coverage” and “activity-oriented teaching” in which no clear priorities and purposes are apparent.
6. Teachers are coaches of understanding, not mere purveyors of content or activity. They focus on ensuring learning, not just teaching (and assuming that what was taught was learned); they always aim—and check—for successful meaning-making and transfer by the learner.
7. Regular reviews of units and curriculum against design standards enhance curricular quality and effectiveness.
8. UbD reflects a continuous-improvement approach to achievement. The results of our designs—student performance—inform needed adjustments in curriculum as well as instruction; we must stop, analyze, and adjust as needed, on a regular basis.

Teaching for the purpose understanding is not simply another way of teaching, just as manageable as usual lecture-exercise-test method. It involves genuinely more intricate classrooms. Understanding has six facets (Wiggins & McTighe, 2011), which are:

1. Explanation: A mutual declaration of the meaning of words spoken, actions, motives, and providing thorough and justifiable accounts of phenomena, facts, and data.
2. Interpretation: An explanation of the meaning of another's artistic or creative work; an elucidation through telling meaningful stories, offer apt translations, provide a revealing historical or personal or accessible through images, anecdotes, analogies, and models.
3. Applying: To make an application or to effectively use and adapt what they know in diverse contexts.
4. Have Perspective: The state of having a meaningful interrelationship: See and hear points of view through critical eyes and ears; see the big picture.
5. Empathizing: Find value in what others might find odd, alien, or implausible; perceive on the basis or prior indirect experience or related to someone else's emotional experience.
6. Have Self-knowledge: Perceive the personal style, prejudices, projections, and habits of the mind that both shape and impedes our own understanding; they are aware of what they do not understand and why understanding is so hard.

Wiggins and McTighe, (2005) emphasize that Understanding by Design is a framework and not a prescriptive program. Moreover, it is a design that has understanding as the goal. Understanding by Design is also not a philosophy of education, nor does it require a belief in any pedagogical system or approach, it rather

provide a guidance on how to undertake any pedagogical system or approach.

Understanding by Design also focused on the design of curricular units as opposed to individual lesson plans or broader programs but with broader context of program of courses this is because individual lessons are too short to allow for in-depth development of big ideas, exploration of essential questions, and authentic application. However, lesson plans should logically flow from unit plans and lessons will be more purposeful and connected when informed by a larger unit and course design (Wiggins & McTighe, 2005). The overarching elements of UbD are- Essential question, Enduring Understandings, Key Performance Tasks, and Rubrics. According to Wiggins and McTighe, (2005), for a question to be considered essential it should mean to; cause genuine and relevant inquiry into the big and core content; provoke deep thought, lively discussion, sustained inquiry, and new understandings as well as more questions; require students to consider alternatives, weigh evidences, support their ideas, and justify their answers; stimulate vital, ongoing rethinking of big ideas, assumptions, prior lessons; spark meaningful connection with prior learning and personal experiences; and naturally recur, creating opportunities for “Transfer” to other situations and subjects.

Table 1. The Logic of Backward Design

Stage 1	Stage 2	Stage 3
If the desired end result is for learners to . . . →	then you need evidence of the learners' ability to . . . →	then the learning events need to . . .
Drive in heavy traffic with aggressive and inattentive drivers without accident or anger.	Handle real as well as simulated driving conditions in which defensive driving is required by traffic and behavior of other drivers.	Help novices become skilled in handling the automobile; help them learn and practice defensive driving in a variety of situations; help them learn to defuse anger using humor and different thought patterns, etc.

Table 2. Wiggins, Grant and J. Mc Tighe. (1998). *Understanding by Design Unit Template*, Association for Supervision and Curriculum Development

Title of Unit		Grade Level	
Curriculum Area		Time Frame	
Developed By			
Identify Desired Results (Stage 1)			
Content Standards			
Understandings		Essential Questions	
Overarching Understanding		Overarching	Topical
Related Misconceptions			
Knowledge Students will know...		Skills Students will be able to...	
Assessment Evidence (Stage 2)			
Performance Task Description			

Goal	
Role	
Audience	
Situation	
Product/Performance	
Standards	
Other Evidence	
Learning Plan (Stage 3)	
Where are your students headed? Where have they been? How will you make sure the students know where they are going?	
How will you hook students at the beginning of the unit?	
What events will help students experience and explore the big idea and questions in the unit? How will you equip them with needed skills and knowledge?	
How will you cause students to reflect and rethink ? How will you guide them in rehearsing, revising, and refining their work?	
How will you help students to exhibit and self-evaluate their growing skills, knowledge, and understanding throughout the unit?	
How will you tailor and otherwise personalize the learning plan to optimize the engagement and effectiveness of ALL students, without compromising the goals of the unit?	
How will you organize and sequence the learning activities to optimize the engagement and achievement of ALL students?	

Review of the Research on Understanding by Design (UbD)

Research provide a clear evidence that UbD based lesson units increase student achievement across subject areas (Sgro & Freeman, 2008; Anwaruddin, 2013; Schiller, 2015; Hodaeian & Biria, 2015; Tumlos-Castillo, 2015; Yurtseven & Altun, 2015; Almasaeid, 2017;). Most of the researches available discuss EFL, Science, Student motivation and attitudes, and Writing learning modules.

Tumlos-Castillo, (2015) conducted a study to find out the effectiveness of Understanding by Design (UbD) in writing learning modules. The researcher wanted to find out if the teachers have eventually grasped the key principles of the UbD framework since its introduction in 2010. Using questionnaire that ask how helpful the design framework in systematically preparing the learning modules. The Understanding by Design framework has helped enhance the delivery of instruction through new curricular developments such as curriculum mapping, construction of unit assessment matrices, revision of the learning module components, more integration of values in lesson, more effective management of instructional time, and enriched student learnings.

The effect of Understanding by Design in EFL teachers' perceptions was investigated by Anwarudin, (2013). The participants of the study consisted of 21 EFL teachers in University College of Dhaka. The researcher facilitated 3 professional workshops for in-service EFL teachers. A series of observation, questionnaire, and interviews was used to assess the teacher participants. Findings show that the teachers in UC believed that they can greatly benefit from using UbD in their context. None of them expressed any doubt on the UbD's effectiveness in outcome-based education. In

the interview, most of the participants believe that adopting UbD will greatly help students to learn easily. Moreover, Yurtseven & Altun, (2015) investigated the effect of UbD in EFL teaching and learning motivation and views. The researchers used a mixed method, pretest and posttest was administered for the quantitative data and survey questionnaire and interviews for the qualitative data. Result show that students' motivation increased drastically and the students' view in learning English as foreign language became more positive which had made the teaching process easier. Reading comprehension and focus attitudes of the EFL learners was investigated by Hodaieian & Biria, (2015). Results show that the use of UbD increased the reading comprehension level and positive attitudes of the students.

Schiller, (2015) used UbD in designing unit lesson plans for the next generation science standards in the topic of evolution with the correlation to the NGSS performance expectations. Findings show that UbD unit lessons increased the achievement of the students in the unit of evolution using the NGSS assessment. In addition, students showed interest in learning science content. Recently, the impact of Understanding by Design in increasing the achievement of the students in science was also investigated by Almasaeid, (2017). Sixty 8th grade students from Al Majd Model School for boys and Al Abdaa Model School for girls in Dubai was used as subjects for the study. Pre test using the Academic Achievement of Science Test (AAST) for 8th grade before applying the UbD model was given for the validity and reliability of the study tools. The students were divided into experimental and control group. The experimental group was taught using the UbD framed lessons while the control group was taught using the current method used in science classes. After the post test the results show that there

is a statistical difference between the mean scores of the pre test and post test of the experimental and the control groups. Almasaeid, (2017) argued that the best way to improve science pedagogy is to use Understanding by Design as framework. In addition, critical thinking is one of the success skills students need to thrive and Sgro & Freeman, (2008) in their study asserted that Understanding by Design is a framework that can be used to teach the students critical thinking.

Understanding Project-Based Learning by Design

The diversity of defining features coupled with the lack of a universally accepted model or theory of Project-Based Learning has resulted in a great variety of PBL research and development activities (Thomas, 2000; Condliffe, 2016;). In his review of literature, Thomas, (2000) indicated that there is no universally accepted set of practices constituted PBL, nor was there an agreed-upon distinction between PBL and other student-centered, inquiry based approach. In addition to that, Condliffe, (2016) in her rigorous review on PBL argues that there still no agreement on whether PBL design principles should address the content of learning. Project-Based Learning and other inquiry-based student-centered approached endured resistance and criticism from educators and administrators who believe in the importance of students developing scientific content knowledge in traditional subject areas (Condliffe, 2016). PBL now-a-days become increasingly popular around the world because it emphasizes deeper learning and success skills.

Project-Based Learning (PBL) and Understanding by Design (UbD) both revolve around an “Essential Question”, established goals are formal, long term goals, such as

state standards, district program goals, departmental objectives, and exit level outcomes.

It stimulates thought, to provoke inquiry and to spark more questions not just pat answers. Deep and transferable understandings depend upon framing around the essential questions (Wiggins & McTighe, 2005; Bell, 2010; Thomas, 2000; Condliffe, 2016).

Essential questions have to go to the heart of the problem or topic to be able to expand the normal repertoire to make sure to put the learners in charge of their learning (Wiggins & McTighe, 2005; Bell, 2010; Thomas, 2000; Condliffe, 2016). Well designed projects can spark enthusiasm to students, leading to increased class participation. Research conclude that for students to develop high-order thinking skills, they have to take part in complex, meaningful projects that require sustained engagement, collaboration, research, management of resources, and the development of a performance and product that require them to apply their knowledge and skills to solve real-world problems (Condliffe, 2016).

Questions in implementing PBL revolve around the curriculum, students, teachers, instruction, and assessment hold back PBL's full potential in making a complete paradigm shift of the educational arena. The following questions were adapted from McTighe, (2016).

Curriculum: How will we teach academic, discipline-based standards through a project-based curriculum? How will we plan projects-within and across the grades- to insure a coherent learning experience for students? How will we systematically develop the understandings, skills and habits of the mind that will students need to succeed with PBL? How will we avoid "project overload" for students, parents, and teachers?

Students: What understandings, skills and habits of mind will students need to be able to effectively succeed with PBL?

Teachers: What skills will teachers need to effectively facilitate PBL?

What professional developments and on-going support will staff need for PBL?

Instruction: In what ways will instruction need to change as we move to PBL?

Assessment: How will we develop a coherent assessment system aligned to our mission and academic outcomes? What observable indicators will show achievement of desired learner outcomes in the short term and in the long run? How will we assess growth in the 21st century skills and habits of mind needed for the successful project work?

Although there are still tantamount of follow-up questions to be considered, addressing these primary concerns is integral in the success of PBL. Understanding by Design has three stages: Stage 1 Desired results; Stage 2 Assessment evidences; Stage 3 Teaching and learning process. In integrating the PBL approach, the Desired results will focus on teaching for understanding while developing self directed 21st century skills (e.g., 4Cs-critical thinking, collaboration, creativity, communication using the “big ideas” so that students can transfer their learning to new situations. Projects are generally interdisciplinary in nature, but may be applied in a specific subject area. Knowledge and skills are seen as the “means to larger ends”. The assessment evidences are obtained

through authentic products and performances developed in conjunction with the projects. Requires high-order thinking and transfer applications. Multiple rubrics are used to assess the various facets of the project. Evaluation may be done by authentic audiences and may be more personalized. Student self-assessment is emphasized. In the teaching and learning process, teachers serve primarily as facilitators of the “meaning making” of the students in doing their project work. Some direct instruction and modeling is provided as needed. On-going assessment and project monitoring is needed. This is what Understanding by Design PBL approach look like (McTighe, 2016).

Table 3. UbD-PBL Unit Plan Template

Identify Desired Results (Stage 1)		
Content Standards		
Goal (s): What student outcomes do we seek as a result of this project: - disciplinary outcomes? – transdisciplinary outcomes?		
Understandings	Essential Questions	
Overarching Understanding	Overarching	Topical
What understandings will students need for these outcomes to be realized?	-What essential questions will support the development of desired understandings?	-What essential questions will guide the project?
Related Misconceptions		
Knowledge Students will know...	Skills Students will be able to...	
What knowledge and skills will students need to successfully complete the project?		

Assessment Evidence (Stage 2)	
Performance Task Description	
Goal	Evaluative Criteria: - How will students demonstrate their learning for this project? - By what criteria (success indicators) will student performances and/or products be evaluated?
Role	
Audience	
Situation	
Product/Performance	
Standards	
Other Evidence	
Supplementary Evidence: What other assessment evidences will we collect (e.g., to assess skills and knowledge)?	
Learning Plan (Stage 3)	
-What instruction will be needed to develop the needed understandings, knowledge and skills?	
-What differentiated instruction may be needed to support all students?	

CHAPTER III

METHODOLOGY

General statement of the problem

This action research revolves around the researcher's deep concern about the students' achievement in science, attitude, behavior in the classroom and their overall academic growth. The researcher wants to give students an opportunity to learn in a way that could change their point of view on learning. The main purpose of this study is to discover the effects of Project-Based Learning approach using Understanding by Design framework in the achievement and attitudes of grade 6 students in Sta. Quiteria Elementary school in science. In this section, the researcher will discuss the treatment

that was implemented, the class demographics, the instrumentation that was used in the action research, the process of data collection and analysis techniques, and how the purpose of this study was achieved. This study is of crucial importance as it investigates what contributions the implementation of Project-Based Learning had on students' achievement in Science and the effectiveness of Understanding by Design as framework for PBL approach.

Specific questions

In this action research the reseracher asked the following questions:

1. Is there a difference in the science achievement between Group A and Group B before the treatment?
2. Is there a difference in the science achievement between Group A and Group B after the treatment?
3. What is the overall effect of the intervention in students' attitudes?

Subjects

The results of the diagnostic test were integral in choosing the participants in this study. Section Garnet and Gold were at the bottom of the list of the diagnostic test administered which the researcher deemed important in seeing the overall effects of PBL using the UbD framework in increasing student achievement in science. Section Gold is made up of 21 boys and 23 girls. All 44 students have low SES and 11 are beneficiaries

of the *Pantawid Pamilyang Pilipino Program* or 4P's, a government program that grants conditional allowances for the indigent families within the school community to be able to send their children to school. Section Garnet is made up of 25 boys and 21 girls. The same as section Gold, all 46 students have low SES and 9 of them are beneficiaries of 4P's. The participants were divided into two groups where section Gold (Group A) and section Garnet (Group B).

Setting

The participants were 6th grade students from Sta. Quiteria Elementary school in Caloocan city. The Schools Division of Caloocan is composed of seven districts with 54 elementary schools and 33 high schools. Sta. Quiteria elementary school is a member of the Tanque district in south Caloocan with seven schools. Among the seven schools, Sta. Quiteria Elementary school is second in terms of population with 3,712 students and 95 teachers with permanent item for the school year 2017-2018.

Instruments and data gathering procedure

The researcher used the Action Research model to answer the research questions and also to gain better understanding about his professional practice. Action Research is a research methodology designed to have subjects, in particular teachers, to investigate an element of a particular activity with the aim of determining whether the changes can produce effective and positive improvement, especially student learning. Action research

is process through which teachers apply a scholarly paradigm which results for continuous advancement in the teaching and learning process while also gaining a deeper understanding of educational situations and context. (Young, M., Rapp, E., & Murphy, J., 2010).

Action research is considered an iterative or cyclical process involving multiple cycles. The major steps of planning, action, observation, and reflection are the first cycle moves which are then used to revise the process in the next process (Young, et al. 2010). The iterative action research cycle begins with the teacher researcher identifying the problem and deciding on the focus of the inquiry and creating a (Plan). The (Action) are the activities implemented in the classroom which are then recorded and (Observed) by the teacher researcher. The data collected will then critically, individually and collaboratively reflected upon that will lead to (Revising) the plan to create some more effective classroom activities (Young, M., Rapp, E., & Murphy, J., 2010).

The K-12 second quarter units on Parts and Functions of the Human Body Systems and Animals was designed to be taught in conjunction with the more traditional curriculum. Project-Based Learning in Understanding by Design framework was used in teaching section Gold (Group A) the units on body systems and animal. Section Garnet (Group B) on the other hand was taught using a more traditional didactic teaching which focuses on lecturing and rote memory skills. At the beginning of each unit, the teacher researcher gave the students the “Driving Problem/Question” which was the kick-off of the project. The teacher researcher gave the students the templates of the project proposal which they will submit after two weeks. The idea is to give the students time to acquire information which will give them some idea on how they are going to formulate their

proposals. The students are given the freedom to create whatever project they can come up so solve the driving problem/question. The students are asked to research whatever they think will help them build their proposed project. The students are guided with their “Project Design Student Learning Guide” and the “Project Rubric” that the teacher researcher gave them before the submission of their project proposal. In that way, the students will know already what are the competencies they need to acquire on the entire quarter and for the project to be bounded by the learning outcomes in the guide. Moreover, for the students to know what are the things they have to improve in their project and the things they have to eliminate. The rubric will also give them the glimpse on how the teacher will grade them at the end of the project making process (Wolf and Stevens, 2007). The body systems unit was a four-week unit while the unit on animals was a two-week unit. The curriculum plan together with the essential questions are shown in (table 4).

Table 4. Action Plan with Essential Questions

Quarter : 2	Domain: Living things and Their Environment				
Unit: I Parts and Function					
Essential Question: How can I make my loved ones who have heart, lung, brain, stomach, muscle, skin, and bone ailments feel better?					
1. Human Body System					
Learning Competency:					
Explain how the organs of each organ system work together <i>S6LT-IIa-b-1</i>					
	Day 1	Day 2	Day 3	Day 4	Day 5
Week 1	Identify and describe the functions	Describe how the organs of Musculo-Skeletal	• Identify and describe the functions	• Identify and describe the function	SUMMATIVE TEST

	of the organs of Musculo-Skeletal System	System work together	of the organs of Integumentary System • Describe how the organs of Integumentary System work together	s of the organs of Digestive System • Describe how the organs of Digestive System work together	
Week 2	<ul style="list-style-type: none"> Identify and describe the functions of the organs of Respiratory System Describe how the organs of Respiratory System work together 	<ul style="list-style-type: none"> Identify and describe the functions of the organs of Circulatory System Describe how the organs of Circulatory System work together 	Identify and describe the functions of the organs of Nervous System	Describe how the organs of Nervous System work together	SUMMATIVE TEST
<p>Learning Competency: Explain how the different organ systems work together <i>S6LT-IIc-d-2</i></p>					

Week 3	Describe how Musculo-skeletal and Integumentary System work together		Describe how the organs of the Digestive, Respiratory and Circulatory Systems work together		SUMMATIVE TEST
Week 4	Describe how the nervous and integumentary systems work together	Describe how the nervous system controls all the organ systems of the body	Discuss healthful habits that promote proper functioning of all the organs systems in the body	Make a chart showing healthful habits that promote proper functioning of all the organs systems in the body	SUMMATIVE TEST
<p>Unit II Animals</p> <p>Essential Question: Since we re living in an urban area, how can we make a self-sustaining source of food/ income using our knowledge in animals, plants and ecosystem?</p> <p>Learning Competency: Determine the Distinguishing Characteristics of Vertebrates and Invertebrates <i>S6MT-IIe-f-3</i></p>					
Week 5	Describe the characteristics of vertebrates and invertebrates.	Describe the characteristics of mammals and birds	Describe the characteristics of reptiles, amphibians, and fishes	Classify vertebrates into mammals, birds, reptiles, amphibians, and fishes	
Week 6	Describe the characteristics of the following groups of invertebrates: -insects and spiders	Describe the characteristics of the following groups of invertebrates: -worms , shellfish and snail	Classify invertebrates into insects, spiders, worms, shellfish and snail		Make an inventory of vertebrates and invertebrates that are commonly seen in the community

	<ul style="list-style-type: none"> • Localize the terms depending on the available resources 			Practice ways of caring and protecting these animals
--	---	--	--	--

Instrumentation

To answer the research questions and to better understand the overall impact of Project-Based Learning using Understanding by Design framework, the researcher collected and analyzed both quantitative and qualitative data. The researcher used the mixed method to be able to triangulate the data to have multiple viewpoints which increased the credibility and validity of the results (Yeasmin & Rahman, 2012).

According to Mertens & Hesse-Biber (2012), data both quantitative and qualitative can be mixed in illustrating a more complete understanding of the phenomenon being studied.

The triangulating data collection method includes pre test and post test, Student survey questionnaire, teacher journal, student interview and Class Dojo software program.

Quantitative analysis using SPSS were used to analyze the test scores and the survey data. Qualitative analysis methods used were coding and identification of emergent themes. The researcher utilized the triangulation process the study as means of achieving greater validity of the research data.

The diagnostic test served as the pre test to identify the participants in the study and the data also served as means in identifying whether the the groups are of the same

level of intelligence in science. The second quarterly exam served as the post test that gauged the effectiveness of the treatment on Group A.

The student survey is a Likert scale questionnaire adapted from the study of (Redmond, 2014) on the effects of project-based learning on students' achievement on a fourth grade classroom. The survey was administered on both groups after UbD-PBL units to track students' opinions of science class and motivation towards science learning. The survey also has open-ended questions to allow me a better understanding of their views. Given that Group A and Group B had the lowest achievement in the diagnostic test, the researcher allowed them to answer the open-ended questions using Filipino. In that way, they were able to genuinely express themselves on what they feel towards the science class. Student interviews were also conducted in small groups in Group A to see their perspectives about the unit projects.

The journal helped the researcher record observations, analyze experiences, and reflect on my practice and other things happening in the classroom. Keeping a teaching journal gives space to generate ideas, workout pedagogical problems, and reflect success and struggle in the classroom (Redmond, 2014). The journal is important in the study because this where the researcher write down the concerns of the students during the PBL experience. The journal also helpful in monitoring the skills being shown during class activities.

Class Dojo a software application was used as a data collection tool to collect positive and negative behaviors of the students during science class. Students are awarded positive points when they exhibit excellence in the classroom and negative points for behaviors not conducive to a learning environment. Class Dojo can also

connect to their parents and view students progress in school in terms of class participation and activities. However, in the context of the parents of public school students most of them are incapable using such technology and have a very little time connecting to the web. In this study, Class Dojo was used mainly to help the researcher record and reward student positive behavior in science class. Class Dojo was used consistently on both groups throughout the quarter to be able to observe behavioral patterns between the groups (see Figures 4 and 5).

Figure 4. Class Dojo positive responses points

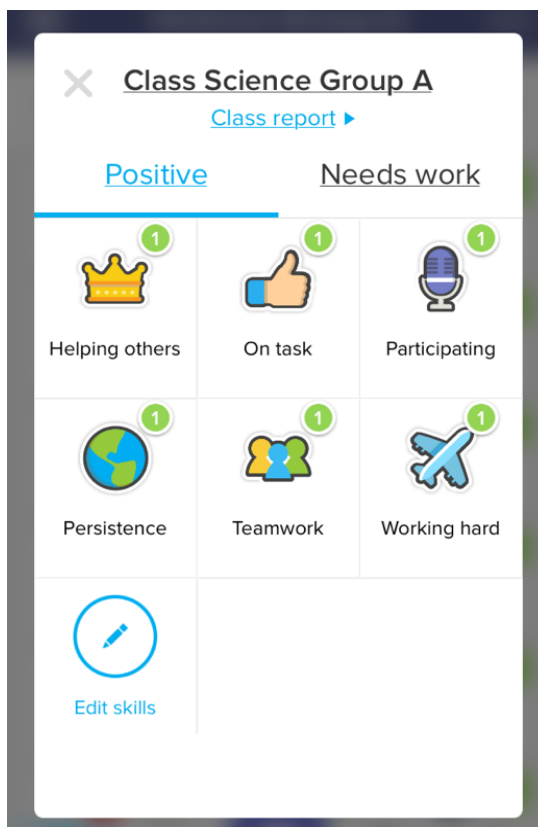
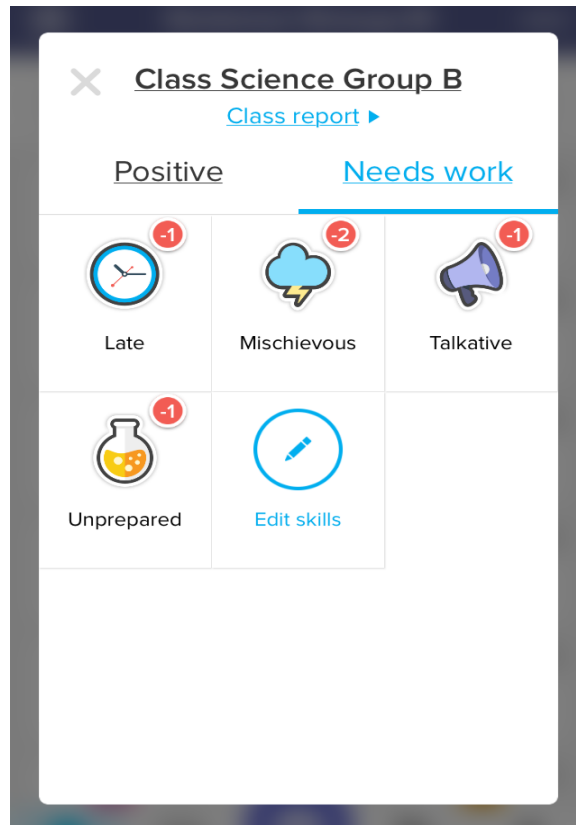


Figure 5. Class Dojo negative responses points



CHAPTER IV

DISCUSSION, CONCLUSION AND RECOMMENDATIONS

In this section, data both quantitative and qualitative were rigorously examined. The researcher made sure that the data in the study adheres to action research methodology. The data allowed the researcher to visualize differences between the two groups and provided insights to the research questions that allowed the researcher to draw conclusions from this action research.

DISCUSSION OF RESULTS

Student Achievement

The focal point of this action research is to find out the impact of Project-Based Learning method using Understanding by Design as its framework on student achievement in the science classroom. Two groups having the same achievement in the diagnostic examination at the beginning of the school year participated in the study. To determine whether or not the scores of the groups are the same and to answer the first and second research questions, the scores were calculated using the IBM SPSS (version 24) software package. Upon the initial glance, Group A (Gold) and Group B (Garnet) have an almost identical mean (see Table 5). Looking at the standard deviation, Group A has a more spread out scores with 5.469 compare with 3.725 of Group B. The standard deviation of the two groups are statistically different according to Levene's test for equality of variance with a p value of .000 which is less than .05. The study used the independent samples t -test to determine if there is a statistical difference between the mean scores of the two groups in the diagnostic test (see Table 6). In Table 6 we can see that the p value in the sig. column is .860 which is greater than .05 which means that the mean scores of the two groups are not statistically significantly different.

Table 5. Diagnostic Test Mean Scores

Group Statistics					
	Section	N	Mean	Std. Deviation	Std. Error Mean
Diagnostic	Gold	44	17.52	5.496	.829
	Garnet	46	17.35	3.725	.549

Table 6. Independent Samples T-Test of Diagnostic Test Results

Independent Samples Test										
		Levene's Test for Equality of Variances		t-test for Equality of Means						
		F	Sig.	t	df	Sig. (2-tailed)	Mean Difference	Std. Error Difference	95% Confidence Interval of the Difference	
									Lower	Upper
Diagnostic	Equal variances assumed	13.165	.000	.177	88	.860	.175	.986	-1.784	2.134
	Equal variances not assumed			.176	75.21	.861	.175	.994	-1.805	2.155

Two groups were taught the same lessons for six weeks. Group A (Gold) was taught using Project-Based Learning in Understanding by Design framework while Group B (Garnet) was taught using a more traditional model of teaching focusing on lecturing and rote memory skills. Same formative tests were given on both groups however, formative assessments in Group A includes mentoring where students are open for questions regarding the points of the lessons where they find difficult. The teacher gives time for the students to clarify some concepts among themselves which helps them communicate well during the project making process. After the intervention, both groups took the second periodical exam. Independent samples *t*-test was used to determine

whether or not the means of their scores are statistically significantly different. As seen in Table 7, there is a large difference on the mean scores of the two groups, Group A 35.89 while Group B 21.87. The independent samples *t*-test revealed that the mean scores of the two groups are statistically significantly different having a *p* value of .000 less than .05 with 88 degrees of freedom.

Table 7. Second Periodical Test Mean Scores

Group Statistics					
	Section	N	Mean	Std. Deviation	Std. Error Mean
SecondPT	Gold	44	35.89	5.919	.892
	Garnet	46	21.87	4.167	.614

Table 8. Independent Sample T-Test of Second Periodical Test Results

Independent Samples Test										
		Levene's Test for Equality of Variances		t-test for Equality of Means					95% Confidence Interval of the Difference	
		F	Sig.	t	df	Sig. (2-tailed)	Mean Difference	Std. Error Difference	Lower	Upper
SecondPT	Equal variances assumed	4.820	.031	13.037	88	.000	14.017	1.075	11.880	16.153
	Equal variances not assumed			12.939	76.91	.000	14.017	1.083	11.860	16.174

After analyzing the data from the posttest, the researcher examined the level of proficiency of both group at the end of the quarter. The Department of Education, under the guidelines on the assessment and rating of learning outcomes under the K-12 basic

education curriculum mandates that the attainment of learning outcomes shall be the basis for the quality assurance of learning using formative assessments. The results of the formative assessments shall be the basis of the summative assessments and shall be the basis for grading at the end of the quarter. The guidelines defined the learning outcomes by level: knowledge; process or skill; understanding; and products and performances. The aforementioned levels shall be the outcomes reflected in the class record and shall be given corresponding percentage: knowledge 15%; process or skill 25%; understandings 30%, and products/performances 30%. The K-12 guidelines on the standards-based assessments focuses on the holistic, with emphasis on the formative or developmental purpose of quality assuring of student learning.

The performance of students shall be described in the report card, based on the following levels of proficiency (DepEd Order No. 73, s. 2012): Beginning (B)- the student at this level struggles with his/her understanding; prerequisite and fundamental knowledge and skills have not been acquired or developed adequately to aid understanding; Developing (D)- the student at this level possesses the minimum knowledge and skills and core understandings, but needs help throughout the performance of authentic tasks; Approaching Proficiency (AP)- the student at this level has developed the fundamental knowledge and skills and core understandings and , with little guidance from the teacher or with some assistance from peers, can transfer these understandings through authentic performance tasks; Proficient (P)- the students at this level developed the fundamental knowledge and skills and core understandings, and can transfer them independently through authentic performance tasks; Advanced (A)-the student at this level exceeds the core requirements in terms of knowledge, skill and

understandings, and can transfer them automatically and flexibly through authentic performance tasks. Appendix I shows the sample class record containing the computation of the students' proficiency level. Paper and pencil tests does not measure the large chunk of student achievement. Authentic performances/ outputs and understandings are the key indicators of student achievement in any subject. Table 9 is the summary of the proficiency level attained by Group A in the second quarter after the implementation of PBL.

Table 9. Summary of Proficiency Level (Group A)

Level of Proficiency	Equivalent	N=44	%
Beginning	74-and below	0	0%
Developing	75-79	15	34%
Approaching Proficiency	80-84	22	50%
Proficient	85-89	7	16%
Advanced	90 and above	0	0%

Table 10. Summary of Proficiency Level (Group B)

Level of Proficiency	Equivalent	N=46	%
Beginning	74-and below	3	6.5%
Developing	75-79	32	69.6%
Approaching Proficiency	80-84	10	21.7%
Proficient	85-89	1	2.2%
Advanced	90 and above	0	0%

Group A underwent the PBL units on human systems and animals. Authentic performance tasks were given to reflect their understandings and transfer skills. Performances/ outputs and understandings were the key elements for achieving higher proficiency level at the end of the second quarter. Looking at the table, 22 students which is 50% of the class in Group A are already in the Approaching Proficiency level compare with 10 students which is 21.7% of the class in Group B. Seven students which is 16% of the class in Group A are already in the proficient level. Students developed fundamental knowledge and skills and core understandings, and can transfer them through authentic tasks. Group B students on the other hand only had 1 student which is only 2.2% of the class. Compare with 15 students which is 34% of the class in Group A, 32 students which is 69.6% of the students in Group B are still in the Developing level. The students still do not possess the fundamental knowledge and skills and have not been acquired or developed adequately to aid understanding. Furthermore, 3 students which is 6.5% of the class in Group B whose proficiency level is Beginning (B) will be required to undergo remediation after class hours so that they can immediately catch up as they move to the next grading period. However, if by the end of the school year, the students are still at the Beginning (B) level, then they shall be required to take summer classes.

Student Attitudes

The variety of data collection methods helped the researcher solidify the data analysis and answer the third research question. After the two units, the teacher researcher measured the students' motivation toward the science class using a survey

questionnaire to be able to have a clearer picture of how the students felt about the subject, learning preferences, and school. The study used Google Forms and Microsoft Excel in analyzing the survey data of the two groups. As seen in Tables 11 and 12, the mean responses of Group A are relatively pointing towards the positive side “agree” and “strongly agree” which indicate a higher motivation level of the group. Ninety-five percent of the students in Group A showed positive attitudes towards science compare with 71% in group B. Moreover, Group B shows more scattered responses compared with Group A.

Table 11. Summary of the survey responses (Group A)











General Opinion		Mean Number of Responses	%
Strongly Disagree		0.3	1%
Disagree		0.4	1%
Neutral		1.4	3%
Agree		10.9	25%
Strongly Agree		30.8	70%
Total		44	100%

Table 12. Summary of the survey responses (Group B)

General Opinion		Mean Number of Responses	%
Strongly Disagree		0.2	0%
Disagree		5.8	13%
Neutral		7.2	16%
Agree		18.4	40%
Strongly Agree		14.4	31%
Total		46	100%

Questions 2, 4, 9, and 15 were closely observed since they specifically focus on student motivation. Table 13 shows the percent of students of the two groups selecting a specific answer on the motivation questions. It is imperative to know the students' motivation towards science because it stimulates and maintains a positive attitude toward the subject (Andressa, 2015). The percentages exhibit that students on both groups want to come to school however, students in Group A are more motivated to work in their science class that can explain their higher achievement in the second periodical test. Overall, the motivation percentages of Group A are evidently higher than Group B (see Appendix D). In the open-ended part of the survey, most of the answers of Group A and Group B tell about their enjoyment during science activities. One of the students wrote; "The thing that I really like about science time is the activity part. I like doing projects with friends.". Some of them like science because they want to learn more things about their surroundings, a student wrote; "I love science class because I can now understand the things happening around me". On the other hand, most of the students in Group A dislike science class because of the amount of terminologies that they have to memorize and understand, whereas in Group B, they dislike science because they find lectures boring. Both groups came up with the same responses that agrees on students doing projects together. Most of their responses tell that in order for the project to be accomplished on time, they need to work together. They also argued that doing projects together not only lightens the workload but also the expenses their parents need to provide.

Table 13. Student Survey Responses

	Group A (N=44)	Group B (N=46)
2. I come to school because I want to learn new things		
Strongly Disagree	0%	0%
Disagree	2%	2%
Neutral	2%	0%
Agree	7%	48%
Strongly Agree	88%	50%
4. I like to participate and share my ideas in class		
Strongly Disagree	0%	0%
Disagree	0%	24%
Neutral	0%	20%
Agree	30%	48%
Strongly Agree	70%	9%
9. I am motivated to work hard in science		
Strongly Disagree	0%	0%
Disagree	0%	26%
Neutral	0%	20%
Agree	21%	33%
Strongly Agree	79%	22%
15. I enjoy finding solutions to problems in science		
Strongly Disagree	0%	0%
Disagree	2%	20%
Neutral	5%	28%
Agree	28%	37%
Strongly Agree	65%	15%

Teacher Journal

The teacher journal helped the teacher researcher in determining some students' behavioral patterns as well as the adaptation of the students who underwent the intervention. Using the notes, the teacher researcher was able to reflect on his own personal practice as a teacher and was able to adjust strategies based on the needs of the students. The teacher researcher maintained a journal a throughout the PBL-UbD experience. The researcher recorded a cumulative observation and thoughts several times a week to avoid over-thinking or editing the journal. After the PBL experience, the

researcher recorded 15 handwritten pages of observations. As the researcher read the data from the journal, he noticed drastic changes in the attitudes of the PBL students; from inattentive to attentive, from unattached to engaged, and from unconcerned to concern. The journey of Group A in adapting to a PBL classroom was never easy. Formative assessments and focus groups was the key in reinforcing PBL in Group A. Another overarching theme that came out was the use of technology. Since there were a lot of researches needed to come up with a good PBL project, students learned how to maximize the use of the internet. Sample pages from the original journal can be found in Appendix E.

Interview

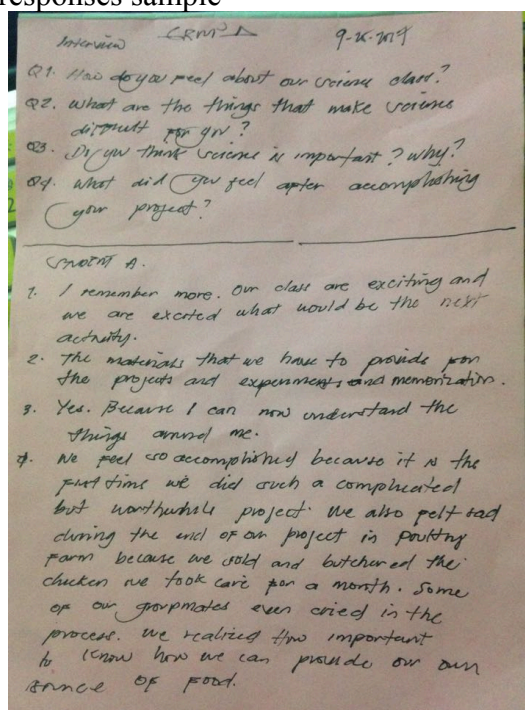
After the Project-Based Learning Experience, the researcher interviewed five students from Group A. Student interviews were transcribed and coded using emergent codes to look for common responses and trends among student responses. The objective of the interview is to solicit information about what students felt about their projects, before, during, and after the Project-Based Learning experience. The interview also added dimension to the data which helped the researcher reinforce the data analysis. Considering that these students are just 6th graders, the researcher just made four simple interview questions:

1. How do you feel now about our science class?
2. What are the things that make science difficult for you?

3. Do you think science is important? Why?
4. What did you feel after accomplishing your project?

For the students to be able to express themselves well during the interview and to extract authentic responses, the teacher researcher let them answer in Filipino. The researcher translated their responses as he jotted in the transcript. Here is an example of a response from one of the interviewees (see Figure 6).

Figure 6. Student Interview responses sample



The answers in questions 1, 2, 3 got quite identical responses. In question 4 two strands of answers came about. The first one is that they felt happy and accomplished because the project is finally over and they were able to follow the all the instructions given. Second is that they felt happy because the project was challenging and it was the

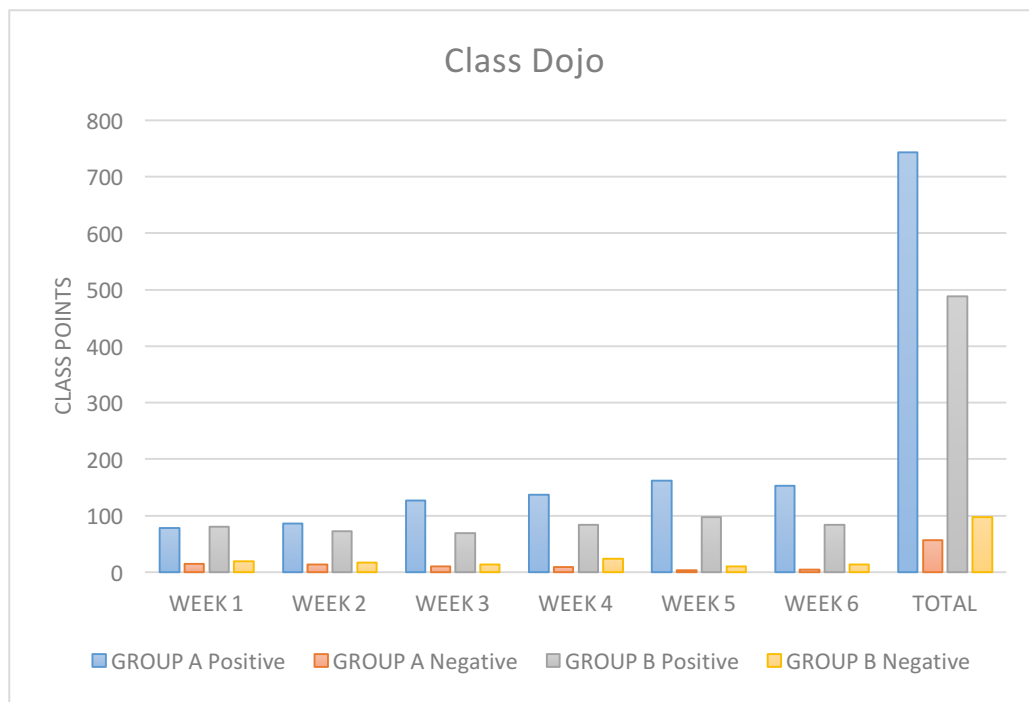
first time they did such a meaningful project. It is evident that some students found the project meaningful and the sadness that they felt which is a negative emotion is actually a sign of a positive effect towards their attitude in handling responsibilities. In the unit on animals, the essential question was “Since we are living in an urban area, how can we make a self-sustaining source of food/ income using our knowledge in animals, plants and ecosystem?”. The students came up with a poultry farm as a project proposal (see Appendix F). Using their knowledge in research they were able to integrate the lessons on plants wherein they used dried Malunggay leaves (*Moringa Oleifera*) as chicken feeds. They carefully and patiently worked on their project for four weeks and successfully attained their objectives. The reason why they felt sadness during the final stretch of the project is because of the fact that they had to let go of the chickens they took care for four months.

Class Dojo

Noting behavioral patterns of all the students would be difficult without the use of the internet application called Class Dojo. Going around the class of 40 plus students and noting each behavioral change whether it is positive or negative became easier. The teacher can also modify the positive and negative behavior icons based on his observation in the class and designate points that corresponds the behavior (see Figures 4 and 5). All throughout the PBL experience, the researcher monitored and recorded the positive and negative attitudes the two groups exhibited (see Figure 7). The total number of positive points Group A received was 743 while only 488 for the Group B. One of the main

reasons why Group B received less positive points than Group A is because Group A had more activities and hence, more chances to show positive behavior like “collaboration” and “helping others”. The negative points accumulated by Group A was 57 compare with 98 in Group B.

Figure 7. Group A and Group B Class Dojo points



Based on the data from the points in the Class Dojo, the researcher concluded that PBL did impact positive behavior in the classroom. At first, students in Group A only show positive attitudes to get the points, however, as they imbibe PBL during science class, doing positive attitudes such as being “on task”, “participating” and “helping others” slowly becoming more natural. Darwin is a male student in Group A who happened to be a problem student. Absenteeism and tardiness are the two things that highly affect his academic achievement specially in science. Because of his absences he

cannot keep up with the lessons that causes his mischievous behavior in class. Using the Class Dojo application, the researcher was able to monitor the positive changes in his behavior all throughout the PBL-UbD experience. In Figure 8, it is shown that he has 24 positive points and a more comprehensive report of his points can be found on Table 11. His positive points increase while his negative points decrease as the PBL experience progress. Darwin enjoyed the activities that resulted several positive changes not only his attendance improved drastically, but also his class participation grew. The researcher also discovered that he likes to draw that is why during group activities he is the one doing his group's illustrations.

Figure 8. Darwin's Class Dojo points

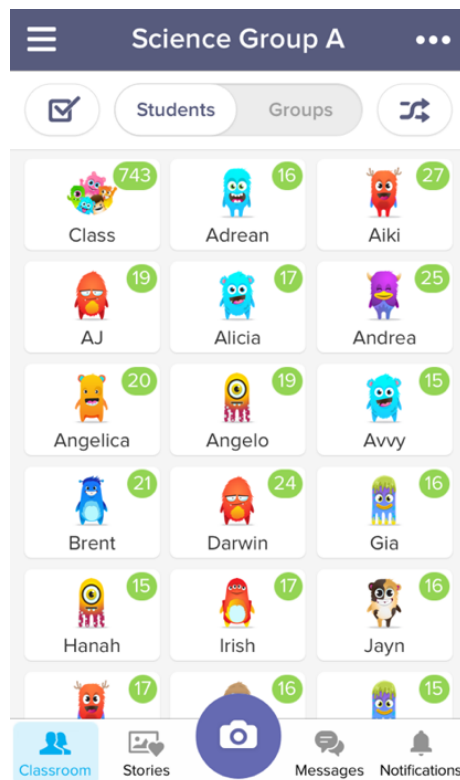


Table 14. Darwin's positive and negative points

		WEEK 1	WEEK 2	WEEK 3	WEEK 4	WEEK 5	WEEK 6	TOTAL
Darwin	Positive	3	5	5	7	5	7	32
	Negative	4	2	1	1	0	0	8
								24

CONCLUSION

The researcher perceived some challenges during the entire Project-Based Learning using Understanding by Design as framework experience. The challenges the teacher researcher perceived to be most challenging when implementing PBL were; meeting all the testing accountability requirements, time to implement, implementing the project following the schedule given by the Department of Education, fitting all the standards, and designing the project. According to the literature Project-Based Learning addresses the 21st century competencies which are; productivity and accountability, social and cross-cultural skills, creativity and innovation, critical thinking and problem solving, communication and collaboration, information, communication and technology literacy, flexibility and adaptability, initiative and self-direction, and leadership and responsibility. Among the aforementioned competencies, productivity and accountability and social and cross-cultural skills were least observed during the PBL experience. During group activities, group leaders are often complaining about some of their group mates who were not able to do a certain task given to them. Monitoring who did "what" is an accountability concerning groups during the PBL experience. The teacher researcher also did not observe cross-cultural understanding skill because the students are of the same culture grew on the same socio economic environment.

On the basis of the findings on the diagnostic test and the second periodical test, it clearly shows that Project-Based Learning using Understanding by Design as framework is a more effective teaching method for teaching science in the grade 6 level as reflected through the difference of the academic achievement scores between Group A (Gold) and Group B (Garnet). This action research revealed that students carrying out PBL activities had significantly higher achievement than those who continue a more traditional routine teaching in science classes. Project-Based Learning does not only increase academic achievement. Students who underwent PBL experience showcased positive attitudes towards learning science. Looking at the data coming from the survey, the students who underwent PBL are more motivated to go to science classes and are able to see science subject as relevant. Students under PBL also perceive the importance of critical thinking and communication during group work. The data in the interview, teacher journal, and Class Dojo revealed that students enjoy collaborating with each other and learn more when engaged in authentic work. Among the 21st century competencies, productivity and accountability and social and cross-cultural skills were least observed during the PBL experience.

RECOMMENDATION

Project-Based learning is a method that requires a lot of time from the teacher. To be able to craft a meaningful project the teacher has to make sure that the plan is student centered, came from a real-world problem, interdisciplinary, that will require collaboration, and should come up with an end product. Improving the academic

achievement in science is no easy task, that is why teachers need to shift from a didactic to authentic type of teaching. The results of the study have the potential to guide the design of teachers' professional development on the implementation of Project-Based learning. Project-based learning method is suited with diverse learners. It enables the teachers to hone not only the skill in science that the students need to acquire, but more importantly, the 21st century skills such as critical thinking, collaborating, creativity, computer literacy, and cross cultural understanding. Teacher preparedness in doing a "grassroots" method of teaching such as PBL is an integral part of the success in implementing such an innovative learning program. Incorporating the study of PBL in the undergraduate programs for our future educators will be a great start. The study proved the effectiveness of PBL in increasing the academic achievement in Science. Further investigation is needed to see the potential of PBL in other subject areas, 21st century skills acquisition, and student perception to determine the long-term viability of the approach.

REFERENCES

- Almasaeid, T. (2017). The impact of using understanding by design (UbD) on 8th grade students' achievement in science. *European Scientific Journal*. Vol 13. (4). 30315 <https://eujournal.org/index.php/esj/article/view/8853>
- Altun Yalcin, S., Turgut, U., & Buyukkasap, E., (2009), The effect of project-based learning on science undergraduates' learning of electricity, attitude towards physics and scientific process skills, *International Online Journal of Educational Sciences*, 1 (1), 82-106
http://journaldatabase.info/download/pdf/effect_project_based_learning_on
- Andressa, H., Mavrikaki, E., & Dermitzaki, I. (2015), Adapation of the students' motivation towards science learning questionnaire to measure students motivation towards biology learning. *International Journal of Biology Education*. Vol. 4, Issue 2, 78-93,
<http://dergipark.ulakbim.gov.tr/ijobed/article/download/5000163650/5000147650>,
<http://dergipark.ulakbim.gov.tr/ijobed/article/view/5000163650/50001476>
- Anwaruddin, S. (2013). Understanding by design: EFL teachers' perception. *Asian EFL Journal Press*. retrieved from <http://www.asian-efl-journal.com>
- Barron, B. & Darling-Hammond (2008), Teaching for meaningful learning: A review of research on inquiry-based and cooperative learning, 2-15, retrieved from <https://www.edutopia.org/pdfs/edutopia-teaching-for-meaningful-learning.pdf>
- Bartscher, K., Gould, B., Nutter, S., (1995), Increasing student motivation through project-based learning, Saint Xavier University & IRI Skylight,
<https://eric.ed.gov/?id=ED392549>
- Bell, S., (2010). Project-based learning for the 21st century: Skills for the future. *The Clearing House*, 83: 39-43 <https://eric.ed.gov/?id=EJ872047>
- Cakici, Y., Turkmen, N., (2013), An investigation of the effect of project-based learning approach on childrens' achievement and attitude in science, *The Online Journal of Science and Technology*, Vol.3, Issue 2, 9-17
<https://www.tojsat.net/journals/tojsat/articles/v03i02/v03i02-02.pdf>

- Cervantes, B., Hemmer, L., & Kauzekanani, K., (2015), The impact of project-based learning on minority student achievement: Implication fro school redesign, National Council of Professors of Educational Administration, Vol. 2, (2) <https://files.eric.ed.gov/fulltext/EJ1105713.pdf>
- Chiang, C. L., Lee, H., (2016), The effect of project-based learning on learning motivation and problem-solving ability of vocational high school students, International Journal of Information and Educational Technology, Vol. 6, No. 9, 709-712, DOI:10.7763/IJET.2016.V6.779
- Condliffe, B. (2016), Project-based learning: A literature review, Lucas Education Research, retrieved from <https://s3-us-west-1.amazonaws.com/ler/MDRC+PBL+Literature+Review.pdf>
- Dewey, J. (1938), *Experience and education*, Kappa Delta Pi, USA, <https://archive.org/details/ExperienceAndEducation>
- Educational Technology Division, (2006), Ministry of Education Communications and Training Sector Smart Pesiaran Bukit Kiara 50604 Kuala Lumpur Malaysia, retrieved from: <https://sekolah21.files.wordpress.com/2010/05/project-based-learning-handbook.pdf>
- Erdem, E., (2012), Examination of the effects of project-based learning approach on students' attitudes towards chemistry and test anxiety, World Applied Sciences Journal, IDOSI Publications, 17 (6), 764-769, [https://www.idosi.org/wasj/wasj17\(6\)12/15.pdf](https://www.idosi.org/wasj/wasj17(6)12/15.pdf)
- Ergul, R. N., & Kargin, E. K., (2013), The effect of project-based learning on students' science success, Procedia Social and Behavioral Sciences, 136, 537-541, doi:10.1016/j.sbspro.2014.05.371
- Grant, M. M., (2002), Getting a grip on project-based learning: Theory, cases and recommendations, Meridian, A Middle School Computer Technologies Journal, Vol. 5, Issue 1, <http://www.ncsu.edu/meridian/win2002/514/3.html>
- Halvorsen, A., Duke, N. k., Brugar, K., Block, M., Strachan, S., Berka, M., & Brown, J., (2014), Narrowing the achievement gap in second-grade social studies and content are literacy: The promise of a project-based approach, Education Policy center, Michigan State University, 3-27

- Harmer, N. & Strokes, A. (2014), The benefits and challenges of project-based learning: A review of the literature, Pedagogical Research Institute and Observatory (PedRIO), Plymouth University, 10-30, <https://www1.plymouth.ac.uk/research/pedrio/Documents/PedRIO%20Paper%206.pdf>
- Hodaeian, M. & Biria, R. (2015). The effect of backward design on intermediate EFL learners' L2 reading comprehension: Focusing on learners' attitudes. *Journal of Applied Linguistics and Language Research*. Vol. 2. (7). 80-93 www.jallr.ir
- Holmes, L., (2012), The effects of project-based learning on 21st skills no child left behind <http://ufdc.ufl.edu/UFE0044088/00001>
- Holubova, R. (2008), Effective teaching methods: Project-based learning in physics, Faculty of Science, Palacy University Olomouc Svobody, Czech Republic, Vol. 5, No. 49, <http://files.eric.ed.gov/fulltext/ED504949.pdf>
- Iwamoto, I., Hargis, J., & Voung, K. (2016) : The effect of project-based learning on student performance: An action research study, *International Journal for the Scholarship of Technology enhanced Learning*, Vol. 2,(1), 24-42 <http://ejournals.library.gatech.edu/ijstotel/index.php/ijstotel/article/view/5>
- Katz, L. G., & Chard, S. C. (1992). The project approach, retrieved from: https://archive.org/stream/ERIC_ED340518/ERIC_ED340518_djvu.txt
- Keller, E. (2012) Kids are natural-born scientists, retrieved from: <https://www.kidsdiscover.com/teacherresources/natural-born-scientists/>
- Khaliq, S., Alam, M. T., & Mushtaq, M., (2015). An experimental study to investigate the effectiveness of project-based learning (PBL) for teaching science at elementary level, *International Journal of Academic Research in Progressive Education and Development*, Vol. 4, 43-55, Issue 1, DOI:10.6007/IJARPED/v4-i1/1434 URL: <http://dx.doi.org/10.6007/IJARPED/v4-i1/1434>
- Larmer, J., & Mergendoller, J. R. (2015). Why we changed our model of the “8 essential elements of PBL.” Buck Institute for Education. Retrieved from www.bie.org.
- Mayer, K. (2016). Students' perceptions of the life skill development in project-based learning schools, *Journal of Educational Issues*, Vol. 1, (1) doi:10.5296/jei.v2i1.8933
- Martin, D. J. (2002) *Elementary science methods: A constructivist approach*, (3rd ed.), Wadsworth Publishing Company, 14-50

- Matthews, W. J. (2003), Constructivism in the classroom: Epistemology, history, and empirical evidence, *Teacher Education Quarterly*, 51-64, retrieved from: <https://eric.ed.gov/?id=EJ852364>
- Mullis, I., Martin, M. O., Gonzales, E. J., & Chrostowski, S. J., (2004), TIMSS 2003 International Mathematics Report, International Association for the Evaluation of Educational Achievement, Boston College, https://timss.bc.edu/PDF/t03_download/T03INTLMATRPT.pdf
- Ravitz, J., Hixson, N., English, M., & Mergendoller, J. (2012). Using project based learning to teach 21st century skills: Findings from a statewide initiative, 1-9.
- Ramos, P. H., De La Paz, S., (2009), Learning history in middle school by designing multimedia in a project-based learning experience, *Journal of Research on Technology in Education*, International Society for Technology in Education, 151-173, https://www.researchgate.net/publication/271672153_Learning_History_in_MiddleSchool_by_Designing_Multimedia_in_a_Project_Based_Learning_Experience
- Redmond, K. (2014), The effect of project-based learning on student achievement in a fourth grade classroom, Montana University, Bozeman Montana <https://scholarworks.montana.edu/xmlui/bitstream/1/3587/1/RedmondK0814>
- Roth, W. M. (1990), Collaboration and constructivism in the science classroom, Annual convention of the American Research Association, Boston, <https://eric.ed.gov/?id=ED318631>
- Schiller A. (2015). Understanding by design unit lesson plans for the next generation science standards: Life science. Graduate Research Papers. 73. <http://scholarwork.uni.edu/grp/73>
- Sgro, S. & Freeman, S. (2008). Teaching critical thinking using understanding by design. Agricultural and Biological Engineering Conference Proceedings and Presentations http://lib.dr.iastate.edu/abe_eng_conf/224/
- Tam, M. (2000), Constructivism, instructional design, and technology: Implications for transforming distance learning, *Educational Technology and Society*, 3(2),50-60, mtam@ln.edu.hk
- Thomas, J. W. (2000), A review of research on project-based learning, The Autodesk Foundation, California, http://www.bie.org/index.php/site/RE/pbl_research/29
- Tumlos-Castillo, L. (2015). Initial evaluation of the understanding by design (UbD)

framework in writing learning modules. De La Salle University. retrieved from:http://www.dlsu.edu.ph/conferences/dlsu_research_congress/2015/lli/LLI-I-004.pdf

Tyler, R. (1949), *Basic principles of curriculum instruction*, Chicago Press, 30-45

UNESCO, (2010), Current challenges in basic science education, Education Sector
<http://unesdoc.unesco.org/images/0019/001914/191425e.pdf>

Vega, V. (2015), Project-based learning research review, retrieved from
<https://www.edutopia.org/pbl-research-learning-outcomes>

Vygotsky, L. (1978). *Interaction between learning and development*. In Gauvin 7 Cole (Eds) *Readings on the Development of Children*. New York, 34-40
<http://www.psy.cmu.edu/~sieglervygotsky78.pdf>

Wiggins, G., & McTighe, J. (2005). *Understanding by design* (2nd ed.) Alexandria, VA: ASCD

Wiggins, G., & McTighe, J. (2011). *Understanding by design: Creating quality units*. Alexandria, VA: ASCD

Wolf, K., & Stevens, E. (2007). The role of rubrics in advancing and assessing student learning. *The Journal of Effective Teaching and Online Journal Devoted to Teaching Excellence*. Vol. 7, (1), 3-14
<https://files.eric.ed.gov/fulltext/EJ1055646.pdf>

Yurtseven, N. & Altun, S., (2015). Understanding by design (UbD) in EFL teaching: The investigation of students' foreign language learning motivation and views. *Journal of Education and Training Studies*, Vol. 4. (3). 51
<http://dx.doi.org/10.11114/jets.v4i3.1204>

APPENDICES

APPENDIX A

UNIT OVERVIEW

Identify Desired Results (Stage 1)		
Content Standards		
Goal (s): A. Demonstrate understanding that organs that have related functions work together to form an organ system.		
ACTION GOALS		
At the end of the unit, TSWBAT: Take care of loved ones who have heart, lung, brain, stomach, muscle, skin, and bone ailments		
Understandings	Essential Questions	
Overarching Understanding	Overarching	Topical
-Body Systems: Parts and Functions -Common ailments of the Body systems -Healthful ways to prevent these ailments	- How can I make my loved ones who have heart, lung, brain, stomach, muscle, skin, and bone ailments feel better?	-What are the common ailments of the body systems?
Related Misconceptions		
Knowledge	Skills	
Students will know...	Students will be able to...	
Knowledge: Students will know how to -Explain how the different organ system work together -Identify and describe the parts and functions of the organs of the Circulatory System, Respiratory System, Nervous System, Intergumentary System, Musculoskeletal System.	Skills: Students will be skilled at -Assessing symptoms of a particular ailment -Using some basic medical tools such as: Sphygmomanometer, Nebulizer, Thermometer -Making a chart showing healthful habits that promote proper functioning of all the organ systems in the body	

<ul style="list-style-type: none"> -Identify the healthful habits that promote proper functioning system in the body -Differentiate harmful from healthy foods for each body system. -Explain how certain foods may disrupt proper functioning of a body system. 	<ul style="list-style-type: none"> -Using their research skills (with guidance) to find out healthful habits and healthy food for the body systems -Expressing their findings orally and in writing.
Assessment Evidence (Stage 2)	
Performance Task Description	
Goal	Develop a diet meal plans suited for people with ailments in
Role	a. integumentary system
Audience	b. circulatory system
Situation	c. nervous system
Product/Performance	d. respiratory system
Standards	e. skeletal system f. digestive system <ul style="list-style-type: none"> -Include scientific explanations why these sets of food good for the specific body system. -The meals can be a form of pamphlet or a blog site -Make a pamphlet that will give information on the ailments and ways to avoid it of a certain body system (e.g. circulatory system) -Submit a compilation of video clips of experts'/doctors' advice to people who have ailments in a particular body system.
Other Evidence	
Research papers, seatwork/formative assessments, essays, debates, summative tests	
Learning Plan (Stage 3)	
<ul style="list-style-type: none"> -Collaborative Learning sessions <li style="padding-left: 40px;">-Grouping of the students in such way that there are students good at: <ul style="list-style-type: none"> Writing news articles Web Designing Researching Public Relations -Brainstorming on what kinds of food to include in the meal 	

Collaborative Learning sessions

- Brainstorming

- Grouping of the students in such way that there are students good at:

 - Writing news articles

 - Web Designing

 - Researching

 - Public Relations

- Symposium with an Expert

- Pre-assessment on knowledge and skills on the different body system (K-W-L) to assess students' prior knowledge and identify further student identified learning goal for the unit

- Look for common misconceptions about the body systems and skill deficit

- Formative Assessments and informal feedback by the teacher as students tries to apply skills learned in using medical devices such as Sphygmomanometer, Nebulizer, and Thermometer.

- If possible: Conduct a symposium with a Doctor or Medicine Student

- Learning the parts of the body systems via direct instruction, concept formation, and video illustrations

- Interpreting the healthful habits through Collaborative exercises.

 - Role Playing

 - Jigsaw

 - Round Robin (sharing sessions)

APPENDIX B
SECOND QUARTER CURRICULUM PLAN

Quarter: 2	Domain: Living things and Their Environment				
Unit: I Parts and Function					
1. Human Body System					
Learning Competency:					
Explain how the organs of each organ system work together S6LT-lla-b-1					
	Day 1	Day 2	Day 3	Day 4	Day 5
Week 1	Identify and describe the functions of the organs of Musculo-Skeletal System	Describe how the organs of Musculo-Skeletal System work together	<ul style="list-style-type: none"> Identify and describe the functions of the organs of Integumentary System Describe how the organs of Integumentary System work together 	<ul style="list-style-type: none"> Identify and describe the functions of the organs of Digestive System Describe how the organs of Digestive System work together 	SUMMATIVE TEST
Week 2	<ul style="list-style-type: none"> Identify and describe the functions of the organs of Respiratory System Describe how the organs of Respiratory System work together 	<ul style="list-style-type: none"> Identify and describe the functions of the organs of Circulatory System Describe how the organs of Circulatory System work together 	Identify and describe the functions of the organs of Nervous System	Describe how the organs of Nervous System work together	SUMMATIVE TEST
Learning Competency:					
Explain how the different organ systems work together S6LT-llc-d-2					
Week 3	Describe how Musculo-skeletal and Integumentary System work together		Describe how the organs of the Digestive, Respiratory and Circulatory Systems work together		SUMMATIVE TEST
Week 4	Describe how the nervous and integumentary systems work together	Describe how the nervous system controls all the organ systems of the body	Discuss healthful habits that promote proper functioning of all the organs systems in the body	Make a chart showing healthful habits that promote proper functioning of all the organs systems in the body	SUMMATIVE TEST

2. Animals					
Learning Competency: Determine the Distinguishing Characteristics of Vertebrates and Invertebrates S6MT-Ile-f-3					
Week 5	Describe the characteristics of vertebrates and invertebrates.	Describe the characteristics of mammals and birds	Describe the characteristics of reptiles, amphibians, and fishes	Classify vertebrates into mammals, birds, reptiles, amphibians, and fishes	
Week 6	Describe the characteristics of the following groups of invertebrates: -insects and spiders • Localize the terms depending on the available resources	Describe the characteristics of the following groups of invertebrates: -worms, shellfish and snail	Classify invertebrates into insects, spiders, worms, shellfish and snail	Make an inventory of vertebrates and <u>invertebrates</u> that are commonly seen in the community Practice ways of caring and protecting these animals	
3. Plants					
Learning Competency: Distinguish how spore-bearing and cone-bearing plants reproduce S6Mt-Ilg-h-4					
Week 7	Identify and describe common examples of spore-bearing plants	Discuss how spore-bearing plants reproduce		Make a multimedia presentation on how spore-bearing plants ensure their survival	
Week 8	Identify and describe common examples of cone-bearing plants	Discuss how core-bearing plants reproduce	Differentiate how spore-bearing and cone-bearing plants reproduce	Make a flyer on how spore-bearing and cone-bearing plants can be propagated <u>vegetatively</u>	SUMMATIVE TEST
Unit II Ecosystem					
Learning Competency:					

Unit II Ecosystem					
<u>Learning Competency:</u> Discuss the interactions among living and non-living things in tropical rainforests, coral reefs and mangrove swamps. S6LT-III-j-5					
Week 9	<ul style="list-style-type: none"> Identify the living and non-living things in tropical rainforests Describe the appearance of tropical rain forests 	<p>Explain the Interactions among living and non-living things in a tropical rainforest in terms of:</p> <p>a. harmful and beneficial interactions b. Effects of interaction</p>	<ul style="list-style-type: none"> Identify the living and non-living things in coral reefs Describe how tropical coral reefs appear. Explain the Interactions among living and non-living things in coral reefs in terms of: a. harmful and beneficial interactions b. Effects of interaction 	<ul style="list-style-type: none"> Identify the living and non-living things in mangrove swamps Describe how mangrove swamps appear. Explain the Interactions among living and non-living things in mangrove swamps in terms of: a. harmful and beneficial interactions b. Effects of interaction 	SUMMATIVE TEST
<u>Learning Competency:</u> Explain the need to protect and conserve tropical rainforests, coral reefs and mangrove swamps. S6LT-III-j-6					
Week 10	Enumerate ways on how to protect and conserve Tropical rainforests, coral reefs and mangrove swamps.	Discuss the harmful effects and implications to communities, environments and human beings if Tropical rainforests, coral reefs and mangrove swamps are not protected and conserved.	<p>Performance Tasks <i>(by group)</i></p> <p>The students should be able to discuss specific issues involving protection and conservation of ecosystems that serve as nurseries, breeding places and habitats for economically important plant and animals.</p> <p><i>(Teachers will provide contextualized ecosystems for each group)</i></p>	SUMMATIVE TEST	QUARTERLY TEST

APPENDIX D
STUDENT QUESTIONNAIRE

Student Questionnaire Please do NOT put your name on this

Participation in this research is voluntary and participation or non-participation will not affect a student's grades or class standing in any way.

Answer the following opinion questions and statements about school and science class. This is a survey to learn about your thoughts and feelings in science class. Please answer the questions honestly; there are no correct answers on this survey. Circle the answer you want to choose.

1. I enjoy coming to school.

- a) Strongly Disagree
- b) Disagree
- c) Neutral (no feeling)
- d) Agree
- e) Strongly Agree

2. I come to school because I want to learn new things

- a) Strongly Disagree
- b) Disagree
- c) Neutral (no feeling)
- d) Agree
- e) Strongly Agree

3. I enjoy coming to science class

- a) Strongly Disagree
- b) Disagree
- c) Neutral (no feeling)
- d) Agree
- e) Strongly Agree

4. I like to participate and share my ideas in class

- a) Strongly Disagree
- b) Disagree
- c) Neutral (no feeling)
- d) Agree
- e) Strongly Agree

5. I like to listen to the ideas of other students in the class.

- a) Strongly Disagree
- b) Disagree
- c) Neutral (no feeling)
- d) Agree

- e) e. Strongly Agree
6. I can learn from other students in the classroom
 - a) Strongly Disagree
 - b) Disagree
 - c) Neutral (no feeling)
 - d) Agree
 - e) Strongly Agree
 7. I think I am capable to do independent work well
 - a) Strongly Disagree
 - b) Disagree
 - c) Neutral (no feeling)
 - d) Agree
 - e) Strongly Agree
 8. I make sure to complete all my schoolwork
 - a) Strongly Disagree
 - b) Disagree
 - c) Neutral (no feeling)
 - d) Agree
 - e) Strongly Agree
 9. I am motivated to work hard in science
 - a) Strongly Disagree
 - b) Disagree
 - c) Neutral (no feeling)
 - d) Agree
 - e) Strongly Agree
 10. I ask questions to learn about new things
 - a) Strongly Disagree
 - b) Disagree
 - c) Neutral (no feeling)
 - d) Agree
 - e) Strongly Agree
 11. I know what it means to use critical thinking
 - a) Strongly Disagree
 - b) Disagree
 - c) Neutral (no feeling)
 - d) Agree
 - e) Strongly Agree
 12. I can use critical thinking to think about ideas that I learn in class
 - a) Strongly Disagree
 - b) Disagree
 - c) Neutral (no feeling)
 - d) Agree
 - e) Strongly Agree
 13. When I don't know something I try to figure it out myself
 - a) Strongly Disagree

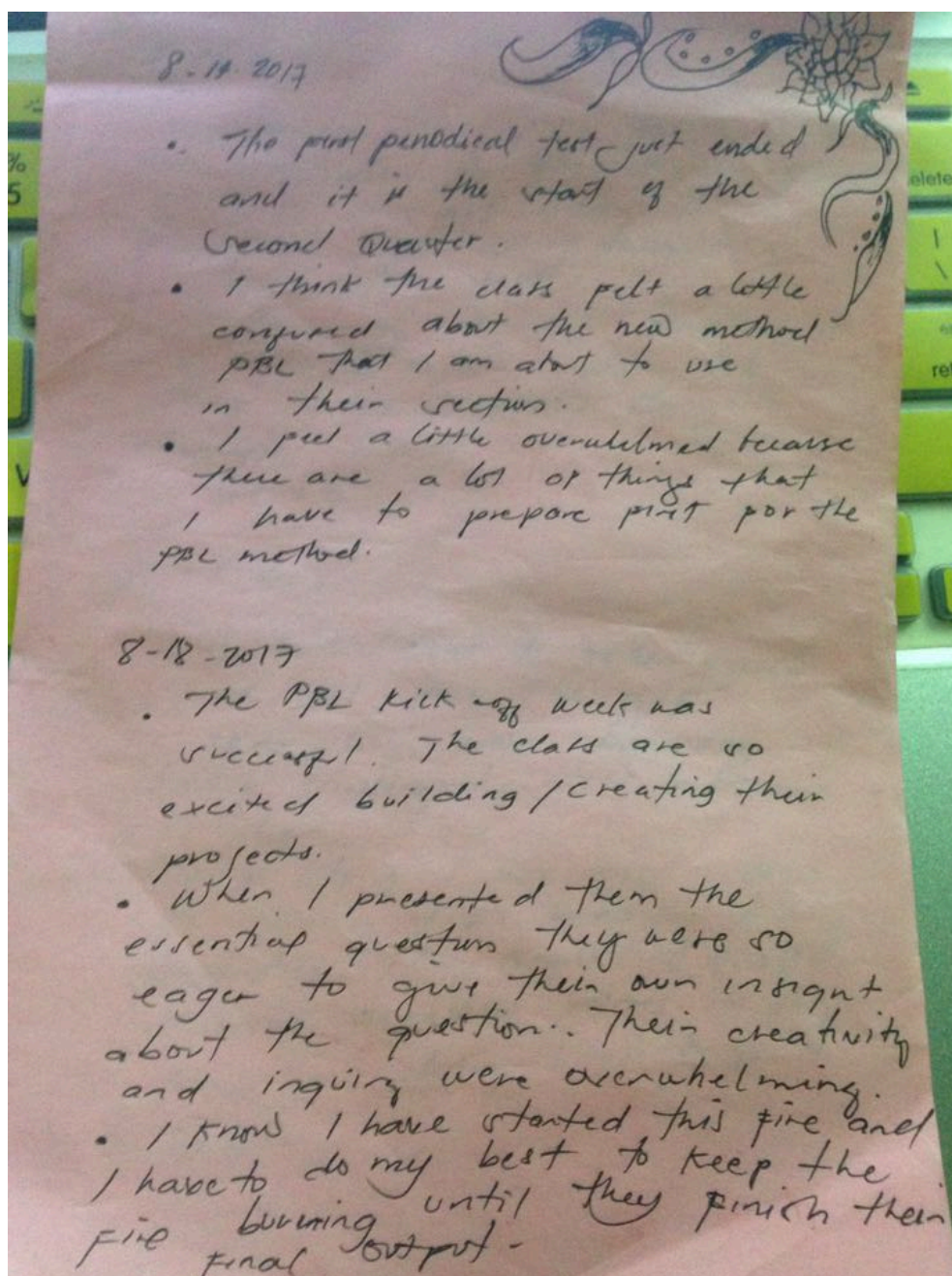
- b) Disagree
 - c) Neutral (no feeling)
 - d) Agree
 - e) Strongly Agree
14. I am good at solving problems in science
- a) Strongly Disagree
 - b) Disagree
 - c) Neutral (no feeling)
 - d) Agree
 - e) Strongly Agree
15. I enjoy finding solutions to problems in science
- a) Strongly Disagree
 - b) Disagree
 - c) Neutral (no feeling)
 - d) Agree
 - e) Strongly Agree
16. I enjoy working in small groups to complete work
- a) Strongly Disagree
 - b) Disagree
 - c) Neutral (no feeling)
 - d) Agree
 - e) Strongly Agree
17. I know how to work well in a small group
- a) Strongly Disagree
 - b) Disagree
 - c) Neutral (no feeling)
 - d) Agree
 - e) Strongly Agree
18. I learn more when I work with other students in the class
- a) Strongly Disagree
 - b) Disagree
 - c) Neutral (no feeling)
 - d) Agree
 - e) Strongly Agree
19. What is one thing you like about science class?

20. What is one thing you do not like about science class?

21. Do you agree with the idea that students should work on projects together? Why?

APPENDIX E

TEACHER JOURNAL SAMPLE TRANSCRIPT



8-22-2017

- I noticed that even though they are motivated to start up their project it still does not mean that they will right away do better in their written tests.
- Memorizing scientific terms and be able to explain them are some of the inevitable things in studying science.
- Go! Go! Go!

8-23-2017

- I think I have to gather myself and not lose the grip.
some boys were behaving badly causing the class to become rowdy.
- Good thing I use class Dojo to monitor their behavior during activities. They know that they'll receive negative points if they keep on doing such negative behavior.

8-29-2017

- Darwin changed a lot in terms of his behavior during science activities. Before he was the catalyst of chaos LOL. 😊
But now, I can see that he is engaged in helping out his teammates.
- I also found out that he likes to draw, that is why when they are having a report he is the one doing their illustrations.
- They & I really enjoy watching video clips!

8-31-2017

- Our discussion about the ailments of the circulatory system was very lively. Students are really getting their answers based on their own personal experiences. They usually refer to their parents who has the particular ailment. From that point, I know that the essential question that I gave them really suits the context of the students.

APPENDIX F

PROJECT PROPOSAL SAMPLE TRANSCRIPT

"Poultry Farming"

Driving Question: Since we are living in an urban area, how can we make a self sustaining source of food/ income using our knowledge in animals, plants and ecosystem?

Situation: If we don't have enough money to afford chick feeds, what are the other alternative cheaper option to feed our chicks to grow strong and healthy?

Problems:

1. what else can we feed to our chicks instead buying chick feeds?
2. How can malunggay (moringa oleifera) be an alternative food for our chicks?

Hypothesis: Moringa Oleifera

-Fresh Moringa leaves are incredibly nutrient dense! Moringa delivers incredibly high levels of all types of proteins, amino acids, vitamins, minerals and antioxidants. The leafy greens are made up of 10% protein and contain 18 amino acids including all 9 essential amino acids. Moringa also contains zeatin, quercetin, beta-sitosterol, caffeoylquinic acid, kaempferol, silymarin and essential minerals such as zinc.

-Rich in Antioxidants: Moringa Oleifera leaves have been shown to have extremely high antioxidant activity! Some of the heavy hitters include: Quercetin, Chlorogenic acid, Vitamin C and Beta-carotene. Because of its antioxidant potency, Moringa works to prevent or reduce the effect of major diseases in our culture

This project is intended to examine another example ingredient that can be used as a cheaper additive in manufacturing feed for chickens in the market, particularly the malunggay, which said to be one of the healthiest and most nutritious vegetables in the Philippines and outside the country.

We fed the chicks with Chick Booster mixed with dried leaves of malunggay to test whether the malunggay will either benefit or harm the growth of the chicks.

After four weeks, the chicks were found to have survived and grown to their appropriate height and weight we also noticed that when you mixed the dried leaves of malunggay it lessens the bad odor of the chick's wastes.

Because of this, we conclude that malunggay leaves, which are more economical and earth friendly, can be a additive to chicken feed.

Malunggay is a good source of vitamins and minerals that are good for the body. It also abundant and available in the market at an affordable price.

Materials:

- 7 pieces 4 day old chicks
- 1 shelter
- 1 kilograms Sagupaan Chick Booster = Day old to One month
- 1 kilograms Sagupaan Stag Developer = One month to Five months
- 1 kilograms Malunggay Leaves Powder
- Water Container
- Food Container
- Proper Lighting/Bulb
- Old Newspapers (For Mattress)
- Vetracin Premium (For Chicks)
- Vetracin Gold (For Chickens)

Procedure:**1. Selection of Chicks**

(7) 4 day old chicks were bought from reliable and franchise dealer Blue Bird Raptors Agri Vet and Poultry Supply at Brgy. Bagbag, Novaliches, Quezon City the chicks were selected by the care taker as healthy.

2. Sheltering/Housing

The shelter were provided with sufficient heat to keep the chicks warm during day and night for four weeks. Good ventilation was observed to help avoid future Respiratory Disease. Cleanliness and dryness was strictly observed and monitored by changing mattress (old newspaper) daily to prevent chicks from contamination from parasite and disease. The shelter were covered and place safely, away from rats, cats, and insects.

3. Feeding Scheme

Feeding of the chicks was done by mixing the Sagupaan Chick Booster with dried leaves powder with wet water. This is to assure that the malunggay leaves powder was consumed and bed thoroughly to each stomach of the chicks. This was done from the onset of the investigation until in the fourth week.

4. Recording Data

Chicks were checked regularly.

5. General Procedure

Fresh malunggay leaves (5kg.) separated from their stalks and dried up for 2 days under the sun. The dried malunggay leaves were gathered, then grinded into powder. 1 kg. of powdered malunggay leaves were mixed to 1 kg. of Chick Booster. We use Sagupaan Chick Booster to get the detailed nutrients on the food and to assure that quality of feed to chicks. The light were left for 24 hours. Water was available on the shelter, waters contained a mixture of water and Vetracin Gold powder.

APPENDIX G

FINAL PRODUCT SAMPLE



APPENDIX H

SCIENCE PROJECT RUBRIC

SCIENCE PROJECT RUBRIC

GROUP: _____
 PROJECT TITLE: _____
 ESSENTIAL QUESTION/S: _____
 DURATION: _____

	5- STELLAR	4-WELL DONE	3-MODERATE	2-LIMITED	1-I NEED HELP	TOTAL
PROBLEM AND HYPOTHESIS	Problem is new, meaningful, well researched. Hypothesis is clearly stated in the "IF... THEN" format.	Problem is meaningful, and well researched. Hypothesis is clearly stated.	Problem is addressed and researched. Hypothesis is stated.	Problem is somewhat addressed and somewhat researched. Hypothesis is unclear.	Problem is not stated and research is unclear. Hypothesis is not stated.	
BACKGROUND RESEARCH	Research is thorough, specific, has many examples. All ideas are clearly explained. History, biology, and pros and cons are fully addressed.	Research has many specifics and some examples. Most ideas are explained. Student mostly addresses the history, biology, and pros and cons.	Research has some specifics and a couple examples. Few ideas are explained. Student doesn't address all areas: history, biology, and pros and cons.	Research has little specifics and one example. Two or less ideas are explained. Student doesn't address all areas: history, biology, and pros and cons.	Research has no specifics and one example. No ideas are explained. Student doesn't address all areas: history, biology, and pros and cons.	

EXPERIMENTAL DESIGN/MATERIALS/PROCEDURE	Procedure is detailed, appropriate, thorough. Steps of procedure are listed and sequential, all materials are listed. Safety issues have been addressed.	Procedure is appropriate, thorough. Steps of procedure are listed and mostly sequential, most materials are listed. Safety issues may have been addressed.	Procedure is appropriate. Steps of procedure are mostly listed. Most materials are listed. Safety issues were not addressed.	Procedure is inadequate. Steps of procedure are mostly listed. Few materials are listed. Safety issues were not addressed.	Procedure is inadequate. A few steps of procedure are listed. No materials are listed. Safety issues were not addressed.	
ANALYSIS	Conclusions are supported by the data. Sources of error have been considered. Explanation is made for how or why the hypothesis was supported or rejected. Experimental meaning is	Conclusions are supported by the data. Some sources of error have been considered. Explanation is made for how or why the hypothesis was supported or rejected. Reflection	Conclusions are not clearly supported by the data. Some sources of error have been considered. Explanation is attempted for how or why the hypothesis was supported or	Conclusions are not supported by the data. A few sources of error have been considered. Explanation is attempted for how or why the hypothesis was supported	Conclusions are not supported by the data. No sources of error have been considered. Explanation is not attempted for how or why the hypothesis was supported or rejected.	
	conveyed and reflection of what was learned and how it could be made better is made.	of what was learned and how it could be made better is made	rejected. Reflection of what was learned and how it could be made better is made.	or rejected. Reflection of what was learned and how it could be made better is poor.	Reflection of what was learned and how it could be made better is not made.	
PRESENTATION	Each student speaks loudly and clearly, using appropriate grammar and is able to present background knowledge in a succinct manner.	Each student speaks clearly, using good grammar and is able to present background knowledge in a clear manner.	Each student speaks clearly, using good grammar and is able to present background knowledge in a somewhat clear manner.	Each student speaks using moderate grammar and is able to present background knowledge in a somewhat clear manner.	One or more students do not speak. Grammar is poor and background knowledge is unclear.	

APPENDIX I
SAMPLE CLASS RECORD

		SECOND QUARTER					SCIENCE					6-GOLD			SY:2017-2018						
		Knowledge			Process or Skills			Understanding			Product/Performance			Total							
		Quiz	Oral Part	Periodical	Ave	15% Wt	Quiz/Oral Part.	Ave	25% Wt	Quiz	Oral Participation	Oral Participation	Ave	30% Wt	Project Portfolio	Participation in Group	Homework	Ave	30% Wt	100%	PL
BOYS		50	100	50	200			0	0	50	100	100	250		100	100	10	210			
1	STUDENT A	33	80	34	73.5	####	80 75	77.50	19.38	7	83	83	69.20	20.76	83	84	10	84.29	25.29	76	D
2	STUDENT B	27	75	33	67.5	####	86 83	84.50	21.13	15	87	90	76.80	23.04	83	85	10	84.76	25.43	80	AP
3	STUDENT C	21	80	39	70	####	83 84	83.50	20.88	21	80	81	72.80	21.84	83	80	10	82.38	24.71	78	D
4	STUDENT D	22	80	41	71.5	####	88 82	85.00	21.25	18	80	90	75.20	22.56	82	86	8	83.81	25.14	80	AP
5	STUDENT E	14	75	27	58	8.70	84 86	85.00	21.25	15	84	87	74.40	22.32	87	90	9	88.57	26.57	79	D
6	STUDENT F	25	80	38	71.5	####	98 88	93.00	23.25	23	80	70	69.20	20.76	88	86	10	87.62	26.29	81	AP
7	STUDENT G	25	75	37	68.5	####	83 86	84.50	21.13	15	85	90	76.00	22.80	86	84	10	85.71	25.71	80	AP
8	STUDENT H	27	87	32	73	####	82 87	84.50	21.13	15	87	70	68.80	20.64	87	84	9	85.71	25.71	78	D
9	STUDENT I	32	70	29	65.5	9.83	83 86	84.50	21.13	8	70	90	67.20	20.16	86	87	9	86.67	26.00	77	D
10	STUDENT J	31	70	37	69	####	83 86	84.50	21.13	35	84	90	83.60	25.08	86	85	10	86.19	25.86	82	AP