

## VITAL SIGNS

# MISSISSIPPI

**B**usiness leaders in Mississippi cannot find the science, technology, engineering and mathematics (STEM) talent they need to stay competitive. Students' lagging performance in K-12 is a critical reason why. The good news is that the nation's most effective STEM education programs can help turn the tide.

Mississippi students have made real progress in math since 2003. Yet average student performance remains low, and not enough students--least of all minorities--get the chance to learn challenging content that prepares them for college and careers. Few eighth graders have teachers with an undergraduate major in math or science, and science teachers are much less likely than their peers in other states to have access to resources and equipment they need to succeed.

## MISSISSIPPI NEEDS MORE STEM TALENT

### STEM fields are growing in Mississippi

Between 2017 and 2027:

**STEM jobs will grow**

**Non-STEM jobs will grow**

7%

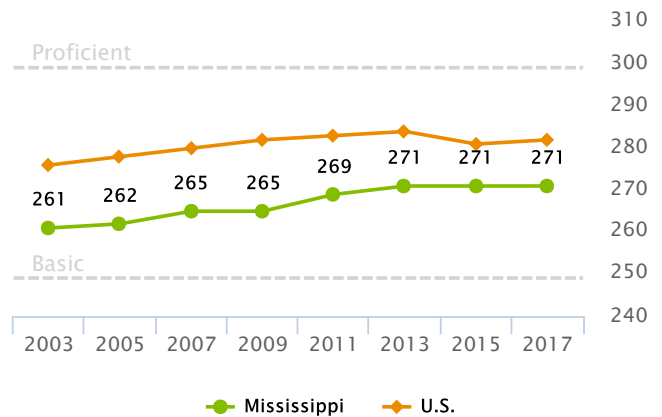
4%

## THE MISSISSIPPI STEM SKILLS SHORTAGE STARTS EARLY

### The state has made progress in math

Mississippi has made progress in K-12 math, but it still has far to go.

Trends in 8th grade math scores, 2003-2017

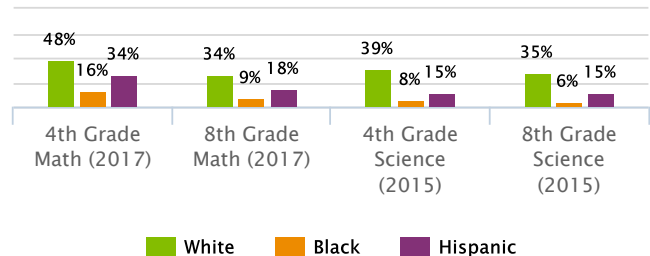


SOURCE: U.S. Department of Education, 2003-2017

### Students of color lag farthest behind

Closing achievement gaps must remain a priority.

Percentage of Mississippi students at or above proficient, by race/ethnicity



SOURCE: U.S. Department of Education, 2015-2017

\*Data not available or reporting requirements not met.

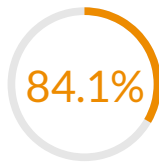
### The state must plug the gaps in the STEM pipeline

The Mississippi STEM pipeline loses young people at every level of the education system. Low graduation rates from high school and college narrow the pipeline of students who can gain advanced STEM skills. Of those students who do graduate, few get a post-secondary degree in STEM.

What percentage of high school students graduate? (2014-2015)

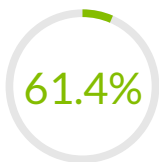


Mississippi

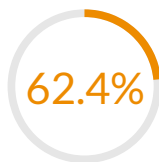


United States

Of high school graduates who enter a 4-year degree program, what percentage graduate? (2012-2013)

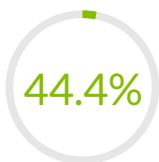


Mississippi

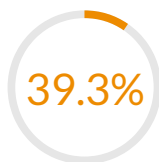


United States

Of high school graduates who enter a 2-year associate's degrees program, what percentage graduate? (2012-2013)

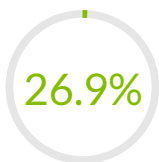


Mississippi

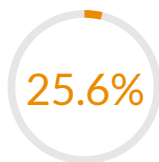


United States

What percentage of certificates and degrees is in STEM fields? (2014-2015)



Mississippi



United States

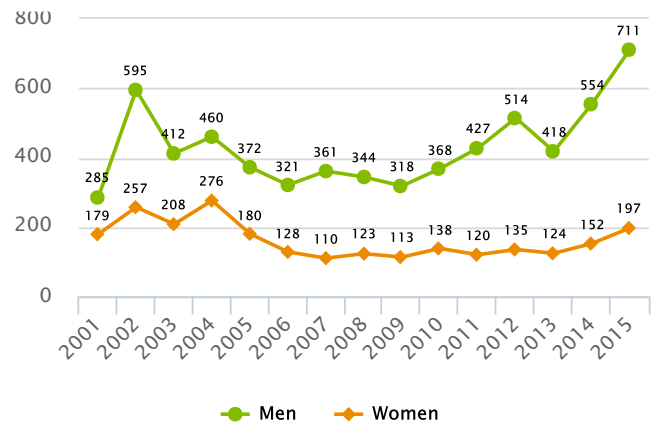
### TAP MISSISSIPPI'S FEMALE AND MINORITY TALENT

Together, females and minorities make up more than half of Mississippi's population, yet they are much less likely to earn STEM degrees or become STEM professionals. Closing these gaps can pay big dividends in the state.

#### Women have lost ground in computing

The available talent in computer science would rise dramatically if the state simply closed the gender gap in these subjects.

Number of computing degrees/certificates in Mississippi

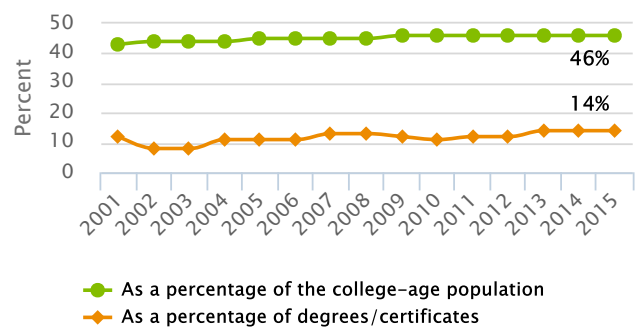


SOURCE: U.S. Department of Education, 2001-2015

#### People of color are not gaining ground in engineering degrees

It is critical to prepare and inspire many more students of color to pursue STEM subjects such as computer science and engineering.

Underrepresented minorities in Mississippi earning engineering degrees/certificates



SOURCE: U.S. Department of Education, 2001-2015

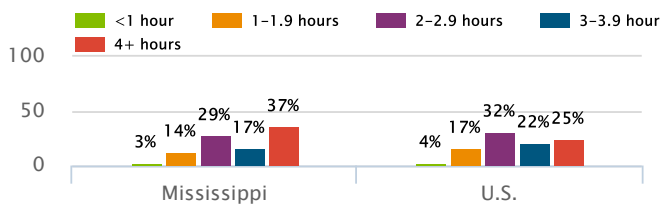
\*Data not available or reporting requirements not met.

### GIVE MISSISSIPPI STUDENTS ACCESS TO BETTER STEM LEARNING OPPORTUNITIES

Lack of access to such opportunities severely limits young people's college and career prospects.

#### The state should make time for elementary science

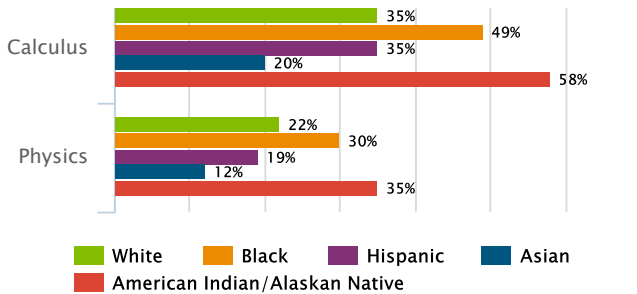
Hours per week spent on science, grades 1-4, 2015



#### The state should improve access to advanced courses

Many students lack access to such courses.

Students in Mississippi high schools that do not offer challenging math and science courses, 2013/14



Success in Advanced Placement courses can put more students on a path to STEM careers.

Of the high school graduating class of 2015 in Mississippi:

	Took AP Math Exam	Scored 3+ on AP Math Exam
All Students	4%	1%
White	5%	2%
Black	2%	0%
Hispanic	5%	1%
Asian	25%	12%
American Indian/Alaskan Native	0%	0%

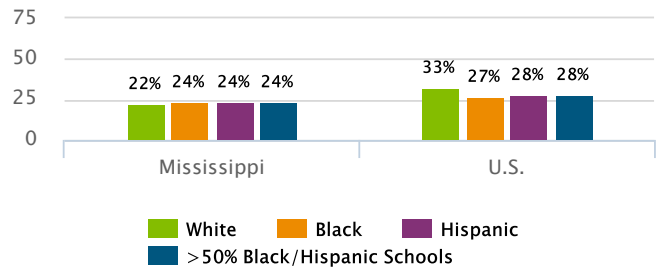


### DEVELOP AND RETAIN TALENTED STEM TEACHERS IN STATE

Research shows that teachers' content knowledge and teaching experience can affect student performance

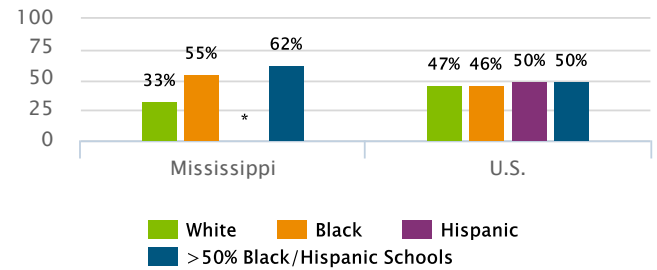
#### Boost teachers' content knowledge

Eighth-graders whose math teachers have an undergraduate major in math, 2017



SOURCE: U.S. Department of Education 2017

Eighth-graders whose science teachers have an undergraduate major in science, 2015

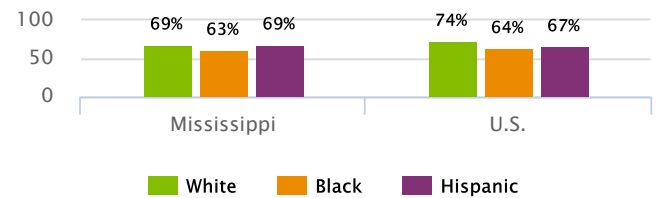


SOURCE: U.S. Department of Education 2015

#### Retain excellent teachers

Minority and low-income students are most likely to have inexperienced teachers

Eighth-graders whose math teachers have 6+ years of experience teaching their subject



SOURCE: U.S. Department of Education 2017

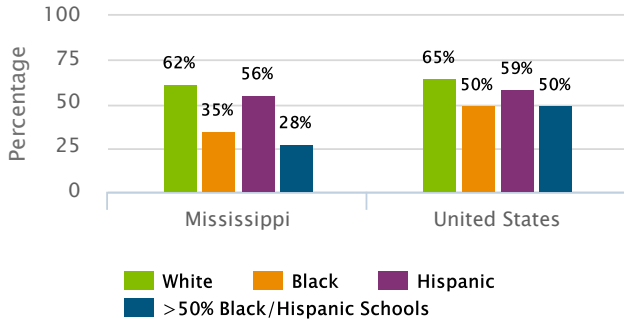
\*Data not available or reporting requirements not met.

### GIVE MISSISSIPPI SCHOOLS AND TEACHERS THE RESOURCES THEY NEED

Teachers in Mississippi need better resources, facilities, and teaching materials to succeed.

#### Too many teachers lack the tools of their trade

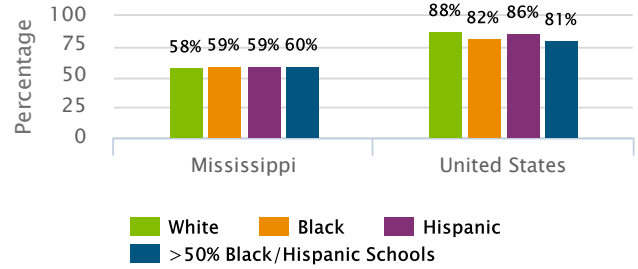
Eighth-graders whose science teachers say they have all or most of the resources they need, 2015



SOURCE: U.S. Department of Education, 2015

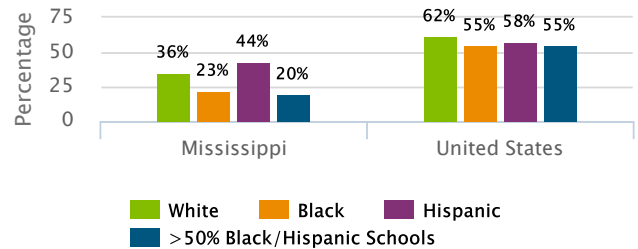
### The state should improve access to science facilities and supplies

Eighth-graders whose schools have science labs, 2015



SOURCE: U.S. Department of Education, 2015

Eighth-graders whose schools report that supplies or materials for science labs are available "to a large extent," 2015



SOURCE: U.S. Department of Education, 2015

\*Data not available or reporting requirements not met.

For the complete state report, methodology, and sources, see [vitalsigns.ecs.org](http://vitalsigns.ecs.org) ([vitalsigns.ecs.org](http://vitalsigns.ecs.org))

Education Commission of the States serves as a partner to state policymakers by providing personalized support and helping education leaders come together and learn from one another. Through our programs and services, policymakers gain the insight and experience needed to create effective education policy.



Education Commission of the States, 700 Broadway, Suite 810, Denver, CO 80203, 303.299.3600