



digital learning  
C O M P A S S

*Distance Education State Almanac 2017*

# Virginia

**Julia E. Seaman, Ph.D.**

*Research Director, Babson Survey Research Group*

**Jeff Seaman, Ph.D.**

*Director, Babson Survey Research Group*



This work is licensed under a Creative Commons Attribution-ShareAlike 4.0 International License.  
by Babson Survey Research Group, e-Literate, and WCET

State maps images are by TUBS [CC BY-SA 3.0 (<https://creativecommons.org/licenses/by-sa/3.0/>)], via Wikimedia Commons

# Virginia



	State	% of National
<b>Population</b>	8,411,808	2.6%
<b>18-55 Population</b>	4,037,668	2.6%
<b>Number of Institutions</b>	133	2.8%

Virginia has 133 degree-granting higher education institutions, which represent 2.8% of all such institutions in the United States. These institutions enrolled a total of 569,799 students as of fall 2015 (474,532 of which are studying at the undergraduate level and 95,267 at the graduate level). The fall 2015 figure is a decrease of 14,984 students (or -2.6%) from the number enrolled in the fall of 2012.

Among the total student body, 204,637 (157,425 undergraduates and 47,212 graduate students) were taking at least one course at a distance. This is 35.9% of the enrolled student body, which is higher than the national average rate of 29.7%. The number of students taking distance education courses in the state decreased by 1,007 (or -0.5%) between fall 2012 and fall 2015. This is lower than the national level of growth of 11.0%.

115,576 students in Virginia are taking all of their courses at a distance, made up of 75,002 undergraduates and 40,574 graduates. This represents 20.3% of all students enrolled in the state, a rate that is higher than the national average of 14.3%. A total of 52,935 (or 45.8% of these exclusively online students) live in Virginia, the remainder come from outside of the state. This rate is lower than the national in-state average of 55.1%.

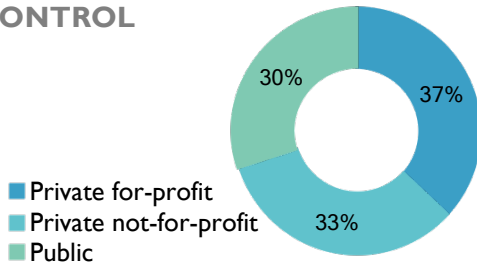
The number of students that take any of their courses on campus, including those who take all of their courses on campus and those who take a mix of on-campus and distance courses, is 454,223, or 79.7% of the total student enrollment in Virginia. This number represents a decrease in proportion on campus from the four years prior (81.3% from 475,351 students in 2012). The -1.6% rate is a smaller change than the national 1.7% decrease.

## Overall and Distance Enrollment - 2015

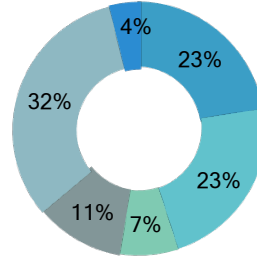
		Total		Undergraduate		Graduate	
		All Students	Any Distance	All Students	Any Distance	All Students	Any Distance
	<b>Total</b>	569,799	204,637	474,532	157,425	95,267	47,212
<b>Control</b>	Private for-profit	40,511	15,237	35,330	12,450	5,181	2,787
	Private not-for-profit	135,078	85,183	89,964	49,478	45,114	35,705
	Public	394,210	104,217	349,238	95,497	44,972	8,720
<b>Type</b>	2 to 4-year	185,847	59,878	185,847	59,878	0	0
	4-year or more	383,952	144,759	288,685	97,547	95,267	47,212
<b>Institutional Enrollment Size</b>	Under 1,000	24,535	6,277	21,277	5,332	3,258	945
	1,000 - 4,999	103,117	25,099	91,135	22,384	11,982	2,715
	5,000 - 9,999	83,697	29,011	73,256	22,924	10,441	6,087
	10,000 - 19,999	32,659	10,803	32,572	10,744	87	59
	20,000 and above	325,791	133,447	256,292	96,041	69,499	37,406
<b>Carnegie</b>	Associate's College	178,852	59,718	178,852	59,718	0	0
	Baccalaureate College	42,516	6,659	40,349	6,440	2,167	219
	Doctoral University	247,073	115,946	171,012	74,039	76,061	41,907
	Master's College	80,238	17,491	68,934	13,612	11,304	3,879
	Specialized	20,768	4,802	15,073	3,616	5,695	1,186
	Unassigned	352	21	312	0	40	21

## Distribution of State Institutions

### CONTROL

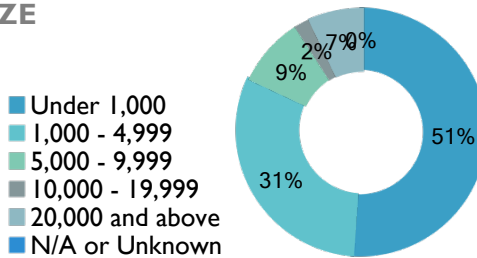


### CARNEGIE

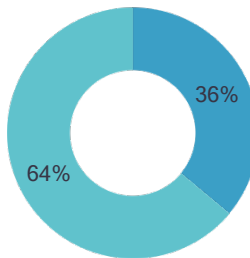


- Associate's College
- Baccalaureate College
- Doctoral University
- Master's College
- Specialized
- Unassigned

### SIZE



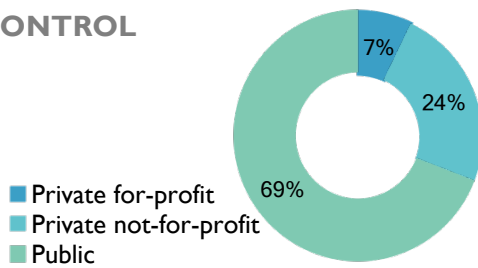
### TYPE



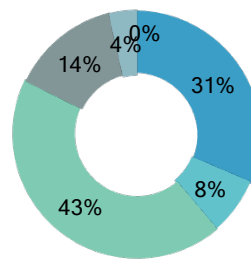
- 2 to 4-year
- 4-year or more

## Distribution of Total Student Enrollment

### CONTROL

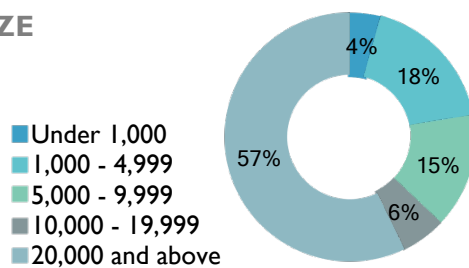


### CARNEGIE

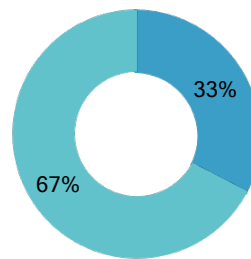


- Associate's College
- Baccalaureate College
- Doctoral University
- Master's College
- Specialized
- Unassigned

### SIZE

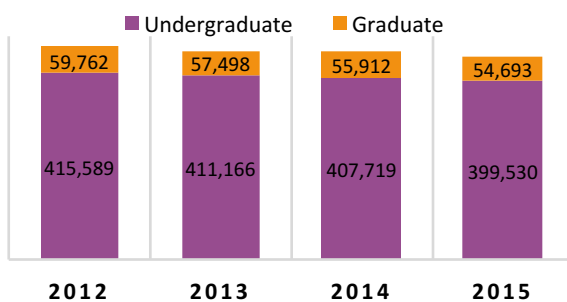


### TYPE

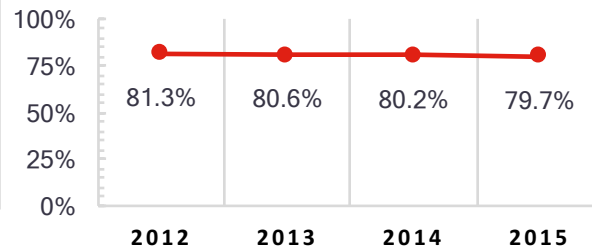


- 2 to 4-year
- 4-year or more

## On-Campus Students

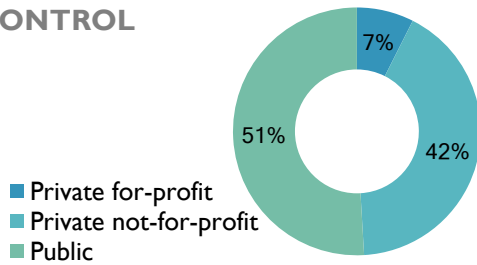


### PERCENT ON CAMPUS

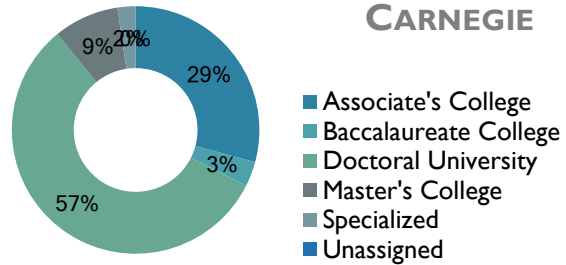


# Distribution of Distance Student Enrollment

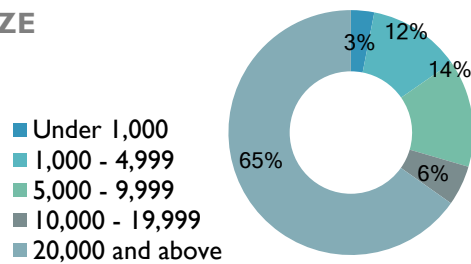
## CONTROL



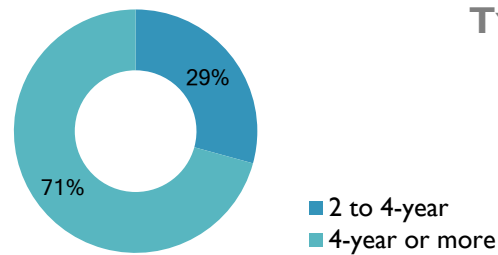
## CARNEGIE



## SIZE

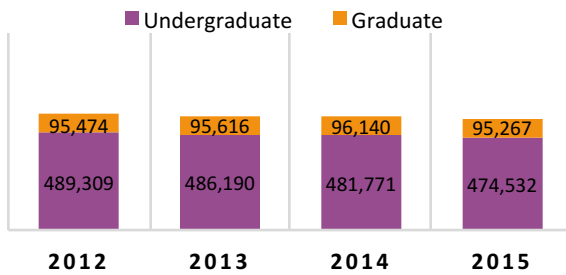


## TYPE

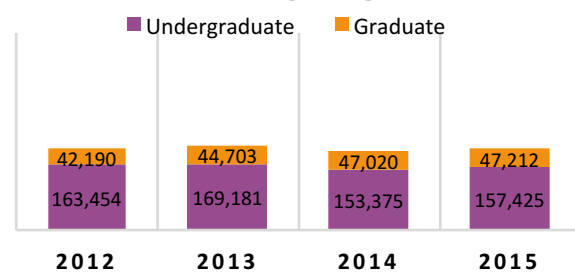


# Enrollment Trends

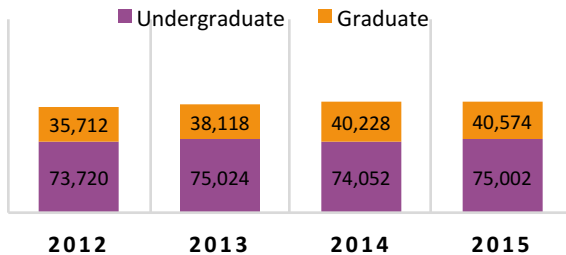
## TOTAL STUDENTS



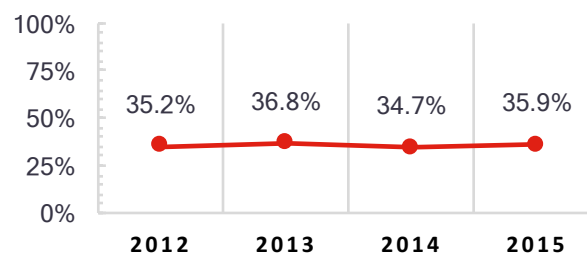
## ANY DISTANCE



## EXCLUSIVELY DISTANCE

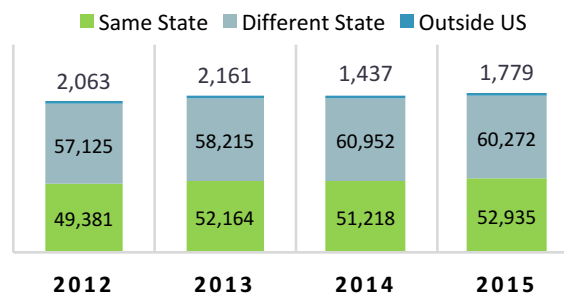
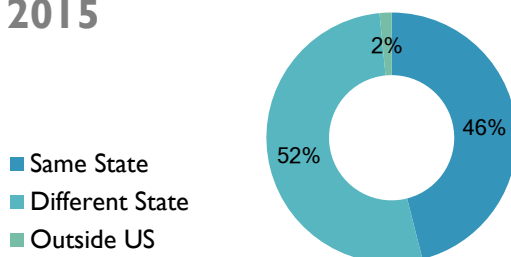


## PERCENT DISTANCE



# Exclusively Distance Student Locations

## 2015



## Overall Enrollment in Virginia

### Top 10 Institutions by Total Numbers of Students - 2015

Rank	Institution	Total	Undergrad	Graduate	Control
1	Liberty University	80,494	49,863	30,631	Private not-for-profit
2	Northern Virginia Community College	52,078	52,078	0	Public
3	George Mason University	33,929	23,066	10,863	Public
4	Virginia Polytechnic Institute and State University	32,663	25,384	7,279	Public
5	Virginia Commonwealth University	30,918	23,741	7,177	Public
6	Tidewater Community College	25,927	25,927	0	Public
7	Old Dominion University	24,672	20,101	4,571	Public
8	University of Virginia-Main Campus	23,883	16,736	7,147	Public
9	James Madison University	21,227	19,396	1,831	Public
10	ECPI University	11,735	11,648	87	Private for-profit

### Top 10 Institutions by Enrollment Growth 2012-2015

Rank	Institution	2012	2015	Change	Control
1	Liberty University	74,372	80,494	6,122	Private not-for-profit
2	ECPI University	9,840	11,735	1,895	Private for-profit
3	Virginia Polytechnic Institute and State University	31,087	32,663	1,576	Public
4	Regent University	5,635	6,950	1,315	Private not-for-profit
5	James Madison University	19,927	21,227	1,300	Public
6	George Mason University	32,961	33,929	968	Public
7	hard Bland College of the College of William and M	1,532	2,255	723	Public
8	Stratford University	2,733	3,303	570	Private for-profit
9	Edward Via College of Osteopathic Medicine	1,144	1,637	493	Private not-for-profit
10	Eastern Mennonite University	1,519	1,773	254	Private not-for-profit

## Distance Enrollment in Virginia

### Top 10 Institutions by Distance Enrollment - 2015

Rank	Institution	Total	Undergrad	Graduate	Control
1	Liberty University	72,519	42,791	29,728	Private not-for-profit
2	Northern Virginia Community College	13,421	13,421	0	Public
3	Tidewater Community College	9,989	9,989	0	Public
4	Old Dominion University	9,343	7,026	2,317	Public
5	Virginia Polytechnic Institute and State University	9,140	7,613	1,527	Public
6	George Mason University	7,901	5,805	2,096	Public
7	Virginia Commonwealth University	7,421	6,779	642	Public
8	Regent University	6,010	2,369	3,641	Private not-for-profit
9	Strayer University-Virginia	5,197	3,568	1,629	Private for-profit
10	J Sargeant Reynolds Community College	4,195	4,195	0	Public

### Top 10 Institutions by Distance Enrollment Growth 2012-2015

Rank	Institution	2012	2015	Change	Control
1	George Mason University	4,903	7,901	2,998	Public
2	Liberty University	69,935	72,519	2,584	Private not-for-profit
3	Virginia Polytechnic Institute and State University	6,753	9,140	2,387	Public
4	Virginia Commonwealth University	5,054	7,421	2,367	Public
5	Old Dominion University	7,461	9,343	1,882	Public
6	Regent University	4,335	6,010	1,675	Private not-for-profit
7	ECPI University	2,296	3,317	1,021	Private for-profit
8	Radford University	1,340	2,352	1,012	Public
9	Mary Baldwin College	0	770	770	Private not-for-profit
10	Averett University-Non-Traditional Programs	71	796	725	Private not-for-profit