



digital learning
C O M P A S S

Distance Education State Almanac 2017

Hawaii

Julia E. Seaman, Ph.D.

Research Director, Babson Survey Research Group

Jeff Seaman, Ph.D.

Director, Babson Survey Research Group



This work is licensed under a Creative Commons Attribution-ShareAlike 4.0 International License.
by Babson Survey Research Group, e-Literate, and WCET

State maps images are by TUBS [CC BY-SA 3.0 (<https://creativecommons.org/licenses/by-sa/3.0/>)], via Wikimedia Commons

Hawaii

	State	% of National
Population	1,428,557	0.4%
18-55 Population	657,136	0.4%
Number of Institutions	21	0.4%



Hawaii has 21 degree-granting higher education institutions, which represent 0.4% of all such institutions in the United States. These institutions enrolled a total of 69,331 students as of fall 2015 (61,366 of which are studying at the undergraduate level and 7,965 at the graduate level). The fall 2015 figure is a decrease of 9,105 students (or -11.6%) from the number enrolled in the fall of 2012.

Among the total student body, 21,543 (19,954 undergraduates and 1,589 graduate students) were taking at least one course at a distance. This is 31.1% of the enrolled student body, which is higher than the national average rate of 29.7%. The number of students taking distance education courses in the state increased by 313 (or 1.5%) between fall 2012 and fall 2015. This is lower than the national level of growth of 11.0%.

8,133 students in Hawaii are taking all of their courses at a distance, made up of 7,427 undergraduates and 706 graduates. This represents 11.7% of all students enrolled in the state, a rate that is lower than the national average of 14.3%. A total of 7,137 (or 87.8% of these exclusively online students) live in Hawaii, the remainder come from outside of the state. This rate is higher than the national in-state average of 55.1%.

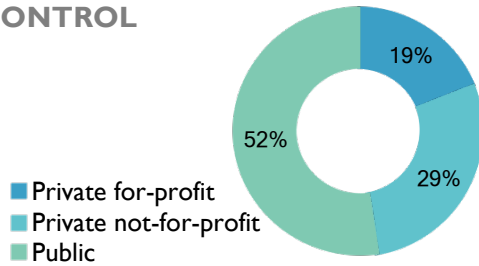
The number of students that take any of their courses on campus, including those who take all of their courses on campus and those who take a mix of on-campus and distance courses, is 61,198, or 88.3% of the total student enrollment in Hawaii. This number represents a decrease in proportion on campus from the four years prior (88.9% from 69,700 students in 2012). The -0.6% rate is a smaller change than the national 1.7% decrease.

Overall and Distance Enrollment - 2015

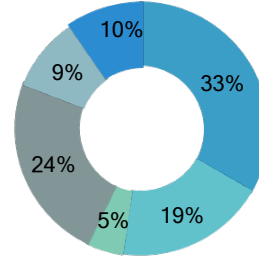
		Total		Undergraduate		Graduate	
		All Students	Any Distance	All Students	Any Distance	All Students	Any Distance
		Total	69,331	21,543	61,366	19,954	7,965
Control	Private for-profit	2,989	852	2,267	648	722	204
	Private not-for-profit	10,586	4,548	9,088	3,966	1,498	582
	Public	55,756	16,143	50,011	15,340	5,745	803
Type	2 to 4-year	27,287	9,712	27,287	9,712	0	0
	4-year or more	42,044	11,831	34,079	10,242	7,965	1,589
Institutional Enrollment Size	Under 1,000	1,186	0	1,071	0	115	0
	1,000 - 4,999	33,929	12,941	31,255	12,067	2,674	874
	5,000 - 9,999	15,351	6,088	15,351	6,088	0	0
	10,000 - 19,999	18,865	2,514	13,689	1,799	5,176	715
	20,000 and above	0	0	0	0	0	0
Carnegie	Associate's College	30,370	10,860	30,370	10,860	0	0
	Baccalaureate College	5,990	2,698	5,971	2,698	19	0
	Doctoral University	18,865	2,514	13,689	1,799	5,176	715
	Master's College	13,500	5,471	10,826	4,597	2,674	874
	Specialized	96	0	0	0	96	0
	Unassigned	510	0	510	0	0	0

Distribution of State Institutions

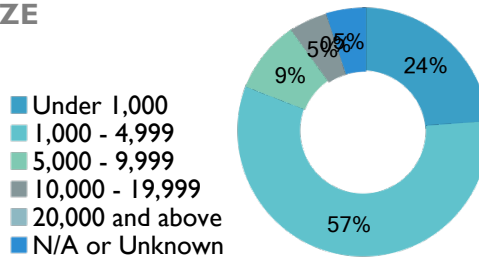
CONTROL



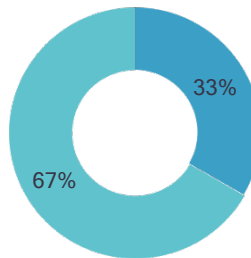
CARNEGIE



SIZE

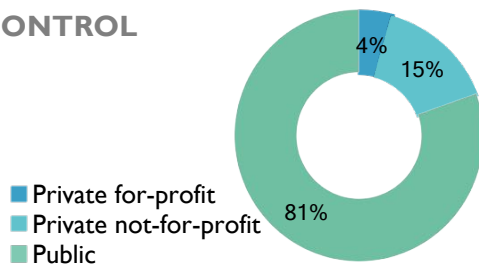


TYPE

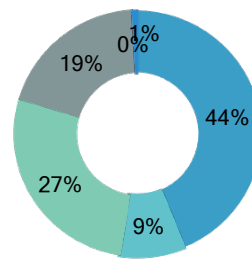


Distribution of Total Student Enrollment

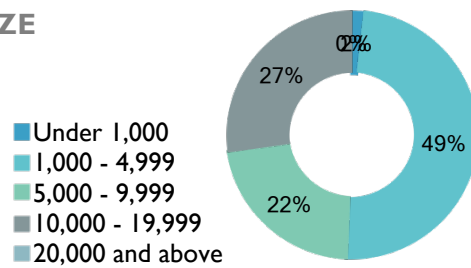
CONTROL



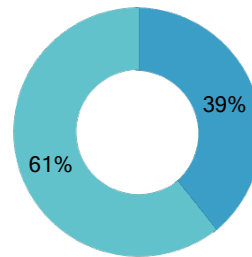
CARNEGIE



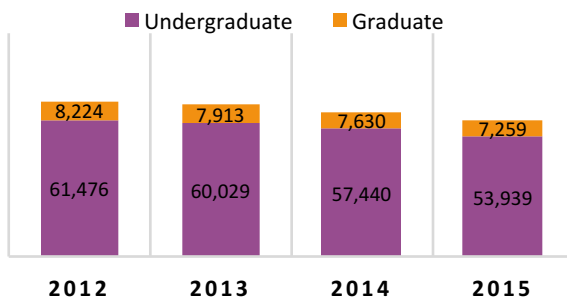
SIZE



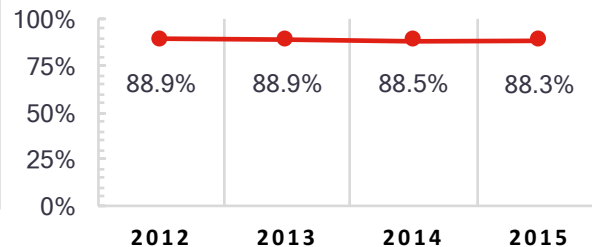
TYPE



On-Campus Students

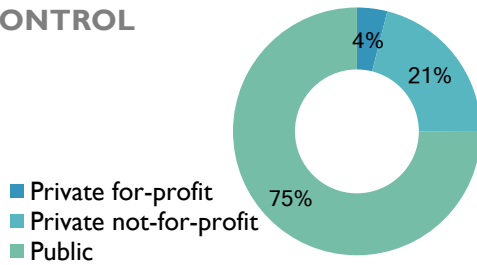


PERCENT ON CAMPUS

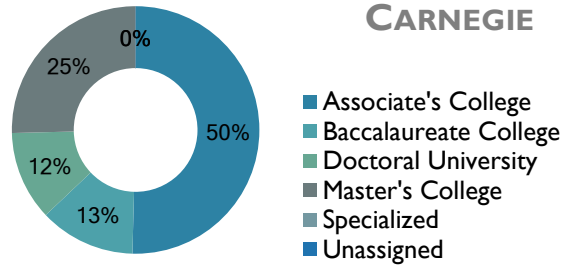


Distribution of Distance Student Enrollment

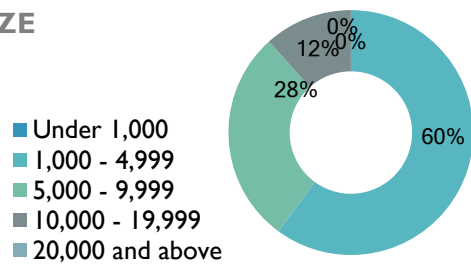
CONTROL



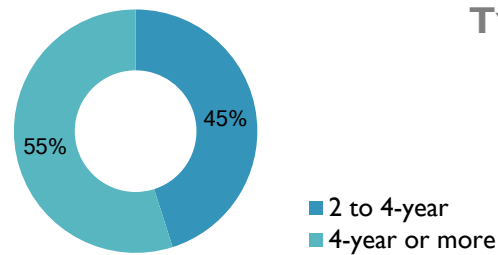
CARNEGIE



SIZE

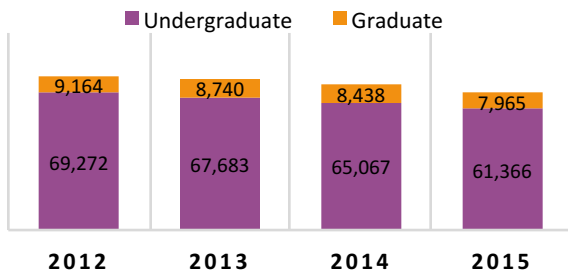


TYPE

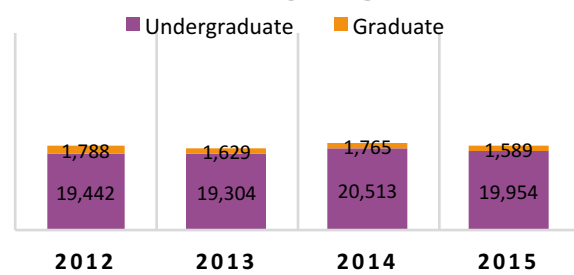


Enrollment Trends

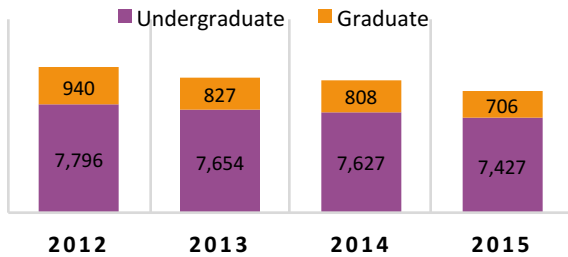
TOTAL STUDENTS



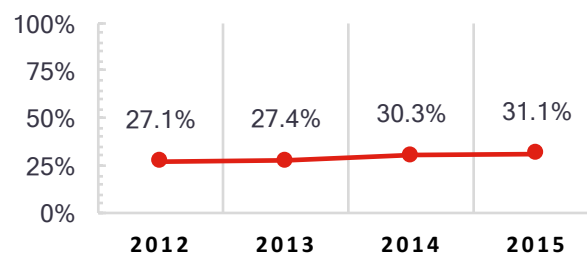
ANY DISTANCE



EXCLUSIVELY DISTANCE

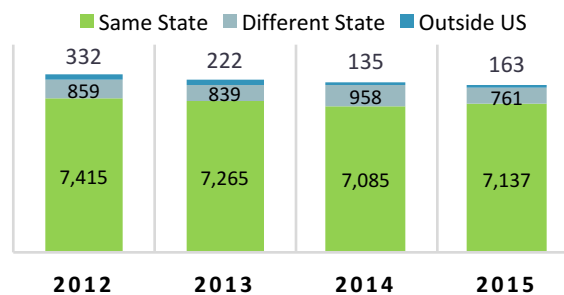
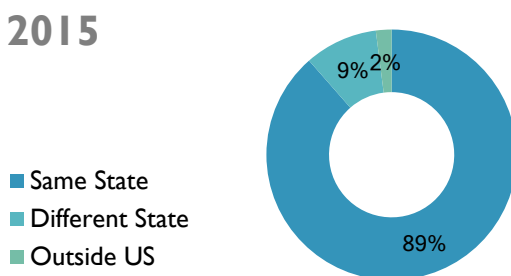


PERCENT DISTANCE



Exclusively Distance Student Locations

2015



Overall Enrollment in Hawaii

Top 10 Institutions by Total Numbers of Students - 2015

Rank	Institution	Total	Undergrad	Graduate	Control
1	University of Hawaii at Manoa	18,865	13,689	5,176	Public
2	Kapiolani Community College	7,816	7,816	0	Public
3	Leeward Community College	7,535	7,535	0	Public
4	Hawaii Pacific University	4,781	3,993	788	Private not-for-profit
5	Honolulu Community College	4,328	4,328	0	Public
6	University of Hawaii at Hilo	3,829	3,260	569	Public
7	University of Hawaii Maui College	3,593	3,593	0	Public
8	Hawaii Community College	3,087	3,087	0	Public
9	Brigham Young University-Hawaii	2,718	2,718	0	Private not-for-profit
10	University of Hawaii-West Oahu	2,692	2,692	0	Public

Top 10 Institutions by Enrollment Growth 2012-2015

Rank	Institution	2012	2015	Change	Control
1	University of Hawaii-West Oahu	1,997	2,692	695	Public
2	Argosy University-Hawaii	605	1,008	403	Private for-profit
3	Institute of Clinical Acupuncture & Oriental Med	50	55	5	Private for-profit
4					
5					
6					
7					
8					
9					
10					

Distance Enrollment in Hawaii

Top 10 Institutions by Distance Enrollment - 2015

Rank	Institution	Total	Undergrad	Graduate	Control
1	Leeward Community College	3,165	3,165	0	Public
2	Kapiolani Community College	2,923	2,923	0	Public
3	University of Hawaii at Manoa	2,514	1,799	715	Public
4	Hawaii Pacific University	2,487	2,225	262	Private not-for-profit
5	University of Hawaii-West Oahu	1,831	1,831	0	Public
6	Hawaii Community College	1,293	1,293	0	Public
7	Chaminade University of Honolulu	1,194	874	320	Private not-for-profit
8	University of Hawaii Maui College	1,148	1,148	0	Public
9	Windward Community College	1,124	1,124	0	Public
10	Honolulu Community College	961	961	0	Public

Top 10 Institutions by Distance Enrollment Growth 2012-2015

Rank	Institution	2012	2015	Change	Control
1	University of Hawaii-West Oahu	1,215	1,831	616	Public
2	Argosy University-Hawaii	16	558	542	Private for-profit
3	Brigham Young University-Hawaii	371	867	496	Private not-for-profit
4	Windward Community College	879	1,124	245	Public
5	University of Phoenix-Hawaii	67	294	227	Private for-profit
6	University of Hawaii at Manoa	2,303	2,514	211	Public
7	Leeward Community College	2,976	3,165	189	Public
8	University of Hawaii at Hilo	852	938	86	Public
9	Kauai Community College	197	246	49	Public
10					