



digital learning
COMPASS

Distance Education State Almanac 2017

Indiana

Julia E. Seaman, Ph.D.

Research Director, Babson Survey Research Group

Jeff Seaman, Ph.D.

Director, Babson Survey Research Group



This work is licensed under a Creative Commons Attribution-ShareAlike 4.0 International License.
by Babson Survey Research Group, e-Literate, and WCET

State maps images are by TUBS [CC BY-SA 3.0 (<https://creativecommons.org/licenses/by-sa/3.0/>)], via Wikimedia Commons

Indiana



	State	% of National
Population	6,633,053	2.0%
18-55 Population	3,051,204	2.0%
Number of Institutions	86	1.8%

Indiana has 86 degree-granting higher education institutions, which represent 1.8% of all such institutions in the United States. These institutions enrolled a total of 429,386 students as of fall 2015 (369,199 of which are studying at the undergraduate level and 60,187 at the graduate level). The fall 2015 figure is a decrease of 20,261 students (or -4.5%) from the number enrolled in the fall of 2012.

Among the total student body, 123,020 (101,255 undergraduates and 21,765 graduate students) were taking at least one course at a distance. This is 28.7% of the enrolled student body, which is lower than the national average rate of 29.7%. The number of students taking distance education courses in the state increased by 2,297 (or 1.9%) between fall 2012 and fall 2015. This is lower than the national level of growth of 11.0%.

53,836 students in Indiana are taking all of their courses at a distance, made up of 37,387 undergraduates and 16,449 graduates. This represents 12.5% of all students enrolled in the state, a rate that is lower than the national average of 14.3%. A total of 33,900 (or 63.0% of these exclusively online students) live in Indiana, the remainder come from outside of the state. This rate is higher than the national in-state average of 55.1%.

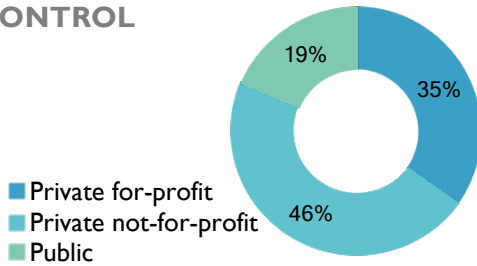
The number of students that take any of their courses on campus, including those who take all of their courses on campus and those who take a mix of on-campus and distance courses, is 375,550, or 87.5% of the total student enrollment in Indiana. This number represents a decrease in proportion on campus from the four years prior (88.0% from 395,573 students in 2012). The -0.5% rate is a smaller change than the national 1.7% decrease.

Overall and Distance Enrollment - 2015

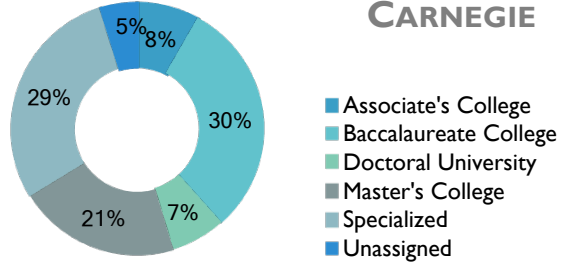
		Total		Undergraduate		Graduate	
		All Students	Any Distance	All Students	Any Distance	All Students	Any Distance
	Total	429,386	123,020	369,199	101,255	60,187	21,765
Control	Private for-profit	17,134	7,949	13,971	4,808	3,163	3,141
	Private not-for-profit	90,752	21,952	72,962	15,257	17,790	6,695
	Public	321,500	93,119	282,266	81,190	39,234	11,929
Type	2 to 4-year	86,091	34,530	86,091	34,530	0	0
	4-year or more	343,295	88,490	283,108	66,725	60,187	21,765
Institutional Enrollment Size	Under 1,000	13,360	2,446	11,907	2,007	1,453	439
	1,000 - 4,999	63,264	16,035	53,811	11,240	9,453	4,795
	5,000 - 9,999	48,100	15,465	43,763	14,298	4,337	1,167
	10,000 - 19,999	82,707	25,576	70,539	19,475	12,168	6,101
	20,000 and above	221,955	63,498	189,179	54,235	32,776	9,263
Carnegie	Associate's College	101,998	36,559	101,998	36,559	0	0
	Baccalaureate College	39,545	8,654	37,467	7,922	2,078	732
	Doctoral University	166,163	34,555	127,230	23,827	38,933	10,728
	Master's College	101,636	34,204	87,167	27,763	14,469	6,441
	Specialized	19,472	8,923	14,765	5,059	4,707	3,864
	Unassigned	572	125	572	125	0	0

Distribution of State Institutions

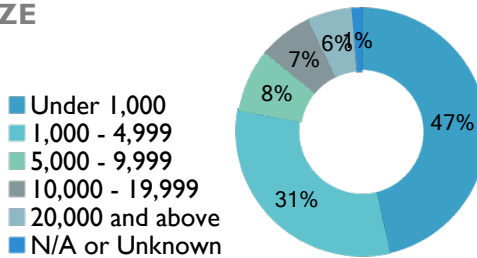
CONTROL



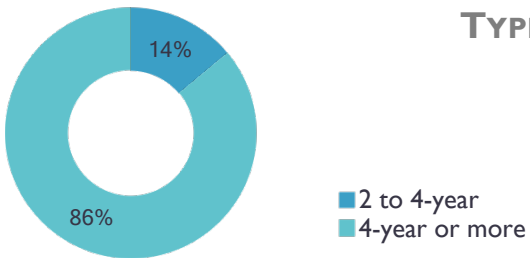
CARNEGIE



SIZE

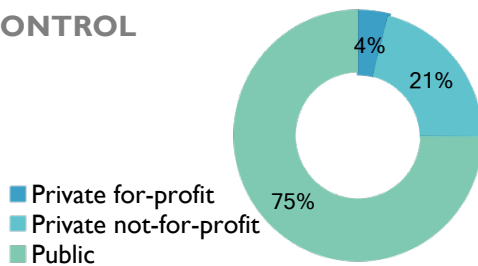


TYPE

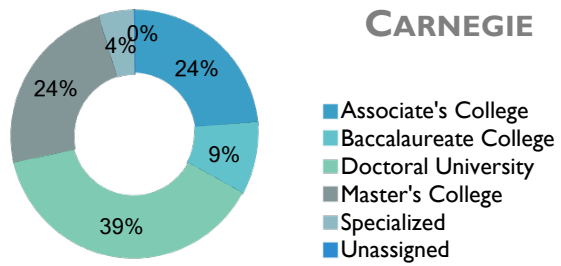


Distribution of Total Student Enrollment

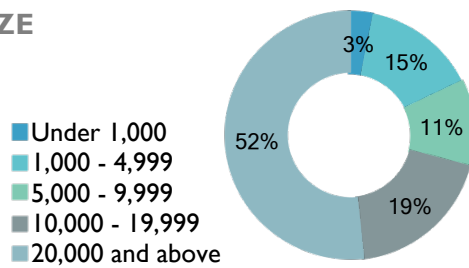
CONTROL



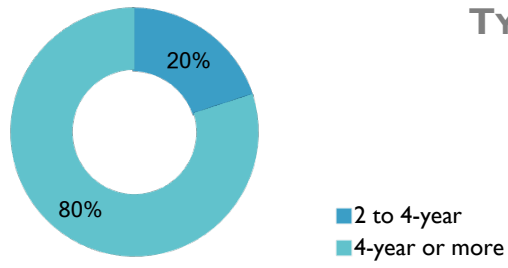
CARNEGIE



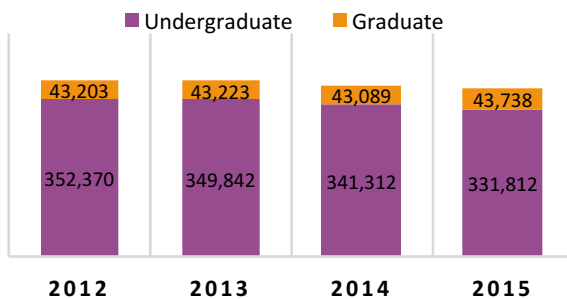
SIZE



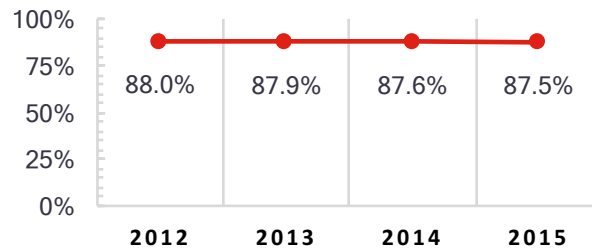
TYPE



On-Campus Students

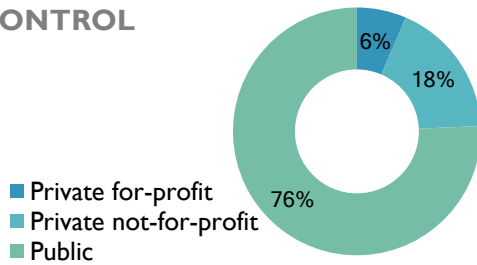


PERCENT ON CAMPUS

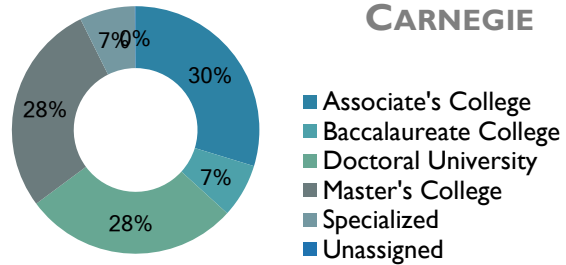


Distribution of Distance Student Enrollment

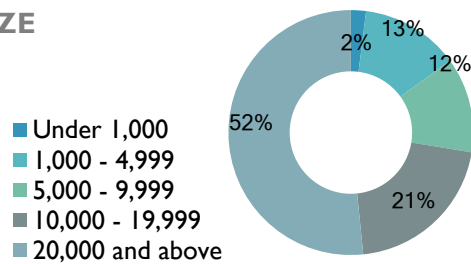
CONTROL



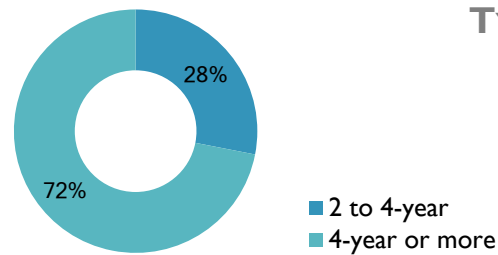
CARNEGIE



SIZE

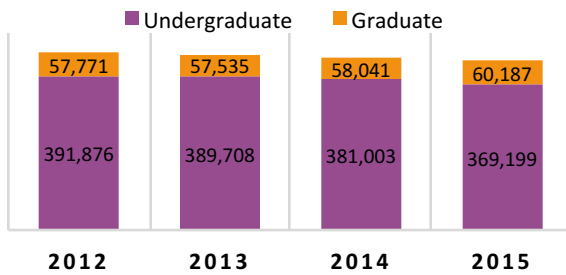


TYPE

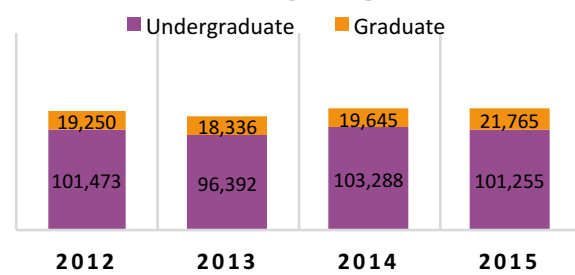


Enrollment Trends

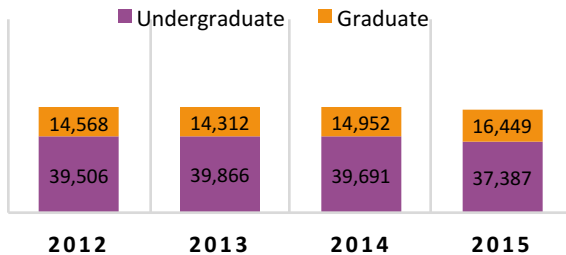
TOTAL STUDENTS



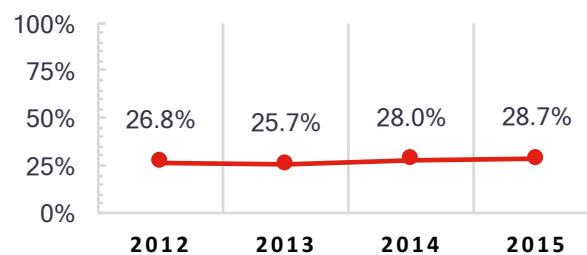
ANY DISTANCE



EXCLUSIVELY DISTANCE

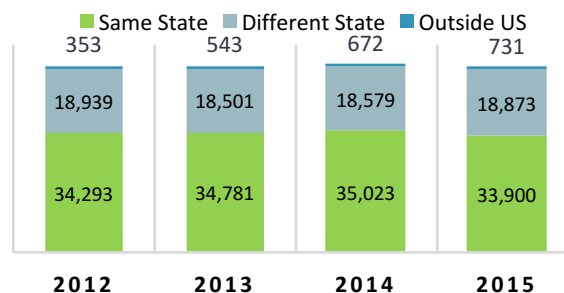
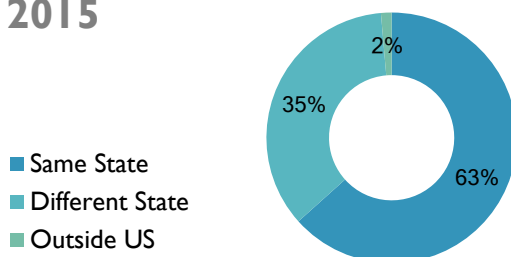


PERCENT DISTANCE



Exclusively Distance Student Locations

2015



Overall Enrollment in Indiana

Top 10 Institutions by Total Numbers of Students - 2015

Rank	Institution	Total	Undergrad	Graduate	Control
1	Ivy Tech Community College	81,668	81,668	0	Public
2	Indiana University-Bloomington	48,514	38,364	10,150	Public
3	Purdue University-Main Campus	40,472	30,560	9,912	Public
4	Indiana University-Purdue University-Indianapolis	30,105	21,985	8,120	Public
5	Ball State University	21,196	16,602	4,594	Public
6	Vincennes University	18,711	18,711	0	Public
7	Indiana Wesleyan University-Marion	14,730	10,187	4,543	Private not-for-profit
8	Indiana State University	13,584	11,257	2,327	Public
9	Indiana University-Purdue University-Fort Wayne	12,719	12,160	559	Public
10	University of Notre Dame	12,292	8,462	3,830	Private not-for-profit

Top 10 Institutions by Enrollment Growth 2012-2015

Rank	Institution	2012	2015	Change	Control
1	Indiana University-Bloomington	42,133	48,514	6,381	Public
2	Indiana Institute of Technology	5,796	7,542	1,746	Private not-for-profit
3	Indiana State University	12,114	13,584	1,470	Public
4	Trine University	1,948	3,395	1,447	Private not-for-profit
5	Vincennes University	17,530	18,711	1,181	Public
6	Indiana University-East	4,186	4,716	530	Public
7	Grace College and Theological Seminary	1,821	2,303	482	Private not-for-profit
8	Valparaiso University	4,078	4,524	446	Private not-for-profit
9	Indiana University-Kokomo	3,719	4,090	371	Public
10	Marian University	2,580	2,897	317	Private not-for-profit

Distance Enrollment in Indiana

Top 10 Institutions by Distance Enrollment - 2015

Rank	Institution	Total	Undergrad	Graduate	Control
1	Ivy Tech Community College	34,103	34,103	0	Public
2	Indiana Wesleyan University-Marion	9,831	6,018	3,813	Private not-for-profit
3	Indiana University-Purdue University-Indianapolis	9,807	8,068	1,739	Public
4	Ball State University	8,822	5,619	3,203	Public
5	Purdue University-Main Campus	6,346	4,430	1,916	Public
6	Indiana State University	4,950	3,695	1,255	Public
7	Indiana Institute of Technology	4,771	4,224	547	Private not-for-profit
8	Indiana University-Bloomington	4,420	2,015	2,405	Public
9	University of Southern Indiana	4,385	3,725	660	Public
10	Indiana University-Purdue University-Fort Wayne	4,090	3,927	163	Public

Top 10 Institutions by Distance Enrollment Growth 2012-2015

Rank	Institution	2012	2015	Change	Control
1	Ball State University	6,605	8,822	2,217	Public
2	Indiana Institute of Technology	3,028	4,771	1,743	Private not-for-profit
3	Indiana University-Bloomington	2,878	4,420	1,542	Public
4	Purdue University-Main Campus	4,879	6,346	1,467	Public
5	Indiana State University	3,651	4,950	1,299	Public
6	Indiana University-Southeast	675	1,788	1,113	Public
7	Indiana University-Northwest	1,124	2,039	915	Public
8	University of Southern Indiana	3,553	4,385	832	Public
9	Indiana Wesleyan University-Marion	9,160	9,831	671	Private not-for-profit
10	Indiana University-East	2,040	2,649	609	Public