



digital learning  
C O M P A S S

*Distance Education State Almanac 2017*

# Rhode Island

**Julia E. Seaman, Ph.D.**

*Research Director, Babson Survey Research Group*

**Jeff Seaman, Ph.D.**

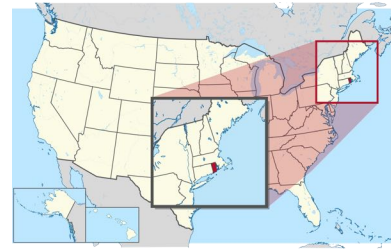
*Director, Babson Survey Research Group*



This work is licensed under a Creative Commons Attribution-ShareAlike 4.0 International License.  
by Babson Survey Research Group, e-Literate, and WCET

State maps images are by TUBS [CC BY-SA 3.0 (<https://creativecommons.org/licenses/by-sa/3.0/>)], via Wikimedia Commons

# Rhode Island



	State	% of National
<b>Population</b>	1,056,426	0.3%
<b>18-55 Population</b>	507,084	0.3%
<b>Number of Institutions</b>	13	0.3%

Rhode Island has 13 degree-granting higher education institutions, which represent 0.3% of all such institutions in the United States. These institutions enrolled a total of 82,292 students as of fall 2015 (71,972 of which are studying at the undergraduate level and 10,320 at the graduate level). The fall 2015 figure is a decrease of 1,660 students (or -2.0%) from the number enrolled in the fall of 2012.

Among the total student body, 10,539 (9,511 undergraduates and 1,028 graduate students) were taking at least one course at a distance. This is 12.8% of the enrolled student body, which is lower than the national average rate of 29.7%. The number of students taking distance education courses in the state increased by 447 (or 4.4%) between fall 2012 and fall 2015. This is lower than the national level of growth of 11.0%.

1,719 students in Rhode Island are taking all of their courses at a distance, made up of 1,165 undergraduates and 554 graduates. This represents 2.1% of all students enrolled in the state, a rate that is lower than the national average of 14.3%. A total of 881 (or 51.3% of these exclusively online students) live in Rhode Island, the remainder come from outside of the state. This rate is lower than the national in-state average of 55.1%.

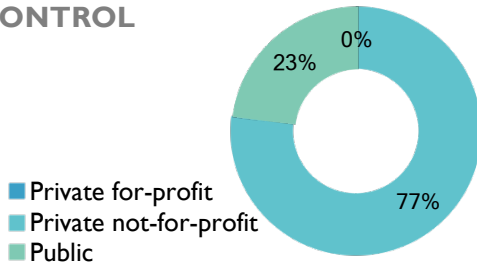
The number of students that take any of their courses on campus, including those who take all of their courses on campus and those who take a mix of on-campus and distance courses, is 80,573, or 97.9% of the total student enrollment in Rhode Island. This number represents a decrease in proportion on campus from the four years prior (98.4% from 82,605 students in 2012). The -0.5% rate is a smaller change than the national 1.7% decrease.

## Overall and Distance Enrollment - 2015

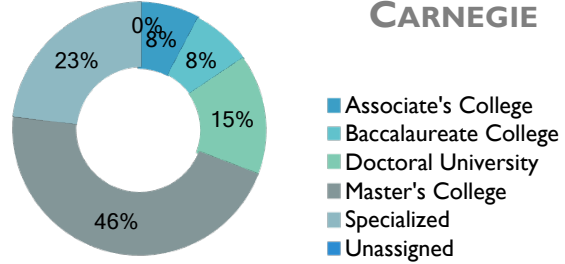
		Total		Undergraduate		Graduate	
		All Students	Any Distance	All Students	Any Distance	All Students	Any Distance
	<b>Total</b>	82,292	10,539	71,972	9,511	10,320	1,028
<b>Control</b>	Private for-profit	0	0	0	0	0	0
	Private not-for-profit	40,972	2,774	34,690	2,161	6,282	613
	Public	41,320	7,765	37,282	7,350	4,038	415
<b>Type</b>	2 to 4-year	16,195	1,626	16,195	1,626	0	0
	4-year or more	66,097	8,913	55,777	7,885	10,320	1,028
<b>Institutional Enrollment Size</b>	Under 1,000	870	500	244	244	626	256
	1,000 - 4,999	21,190	1,443	19,026	1,128	2,164	315
	5,000 - 9,999	27,424	1,035	22,866	993	4,558	42
	10,000 - 19,999	32,808	7,561	29,836	7,146	2,972	415
	20,000 and above	0	0	0	0	0	0
<b>Carnegie</b>	Associate's College	16,195	1,626	16,195	1,626	0	0
	Baccalaureate College	2,919	389	2,813	358	106	31
	Doctoral University	26,071	5,935	20,293	5,520	5,778	415
	Master's College	33,756	2,089	30,413	1,763	3,343	326
	Specialized	3,351	500	2,258	244	1,093	256
	Unassigned	0	0	0	0	0	0

## Distribution of State Institutions

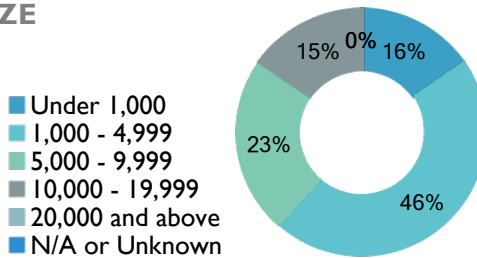
### CONTROL



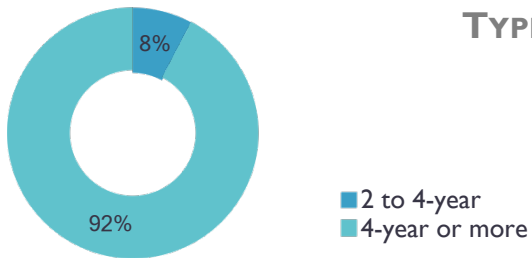
### CARNEGIE



### SIZE

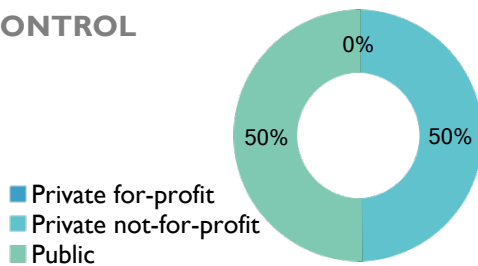


### TYPE

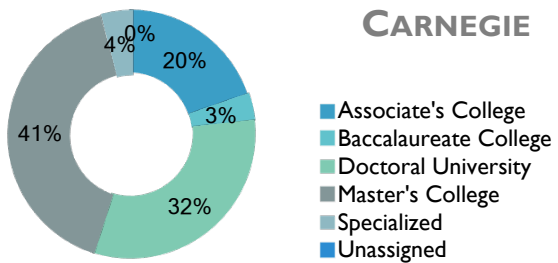


## Distribution of Total Student Enrollment

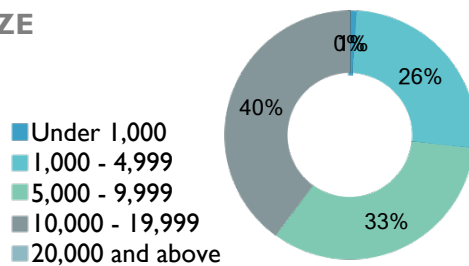
### CONTROL



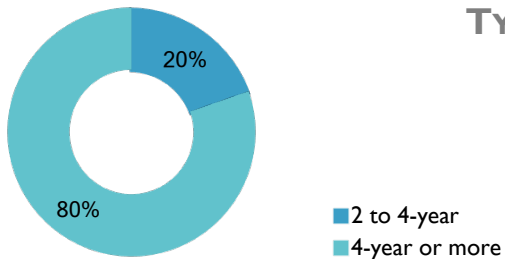
### CARNEGIE



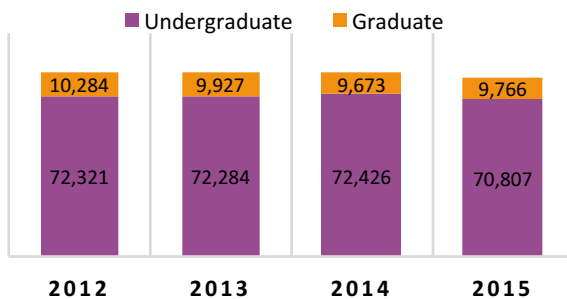
### SIZE



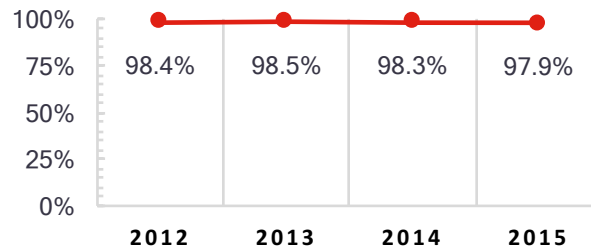
### TYPE



## On-Campus Students

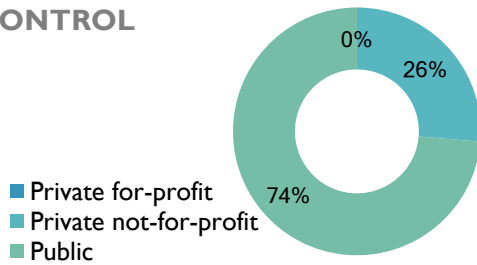


### PERCENT ON CAMPUS

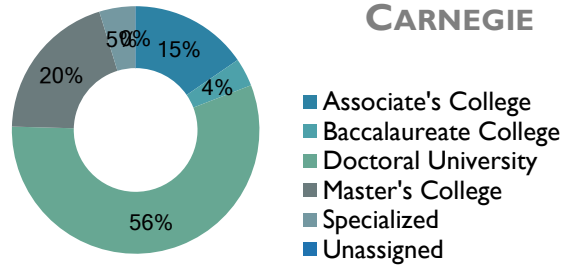


# Distribution of Distance Student Enrollment

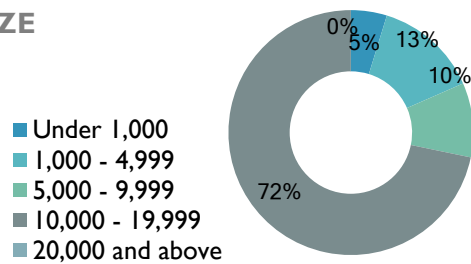
## CONTROL



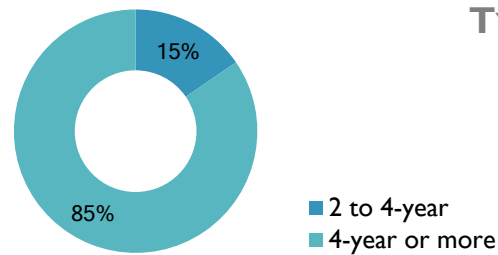
## CARNEGIE



## SIZE

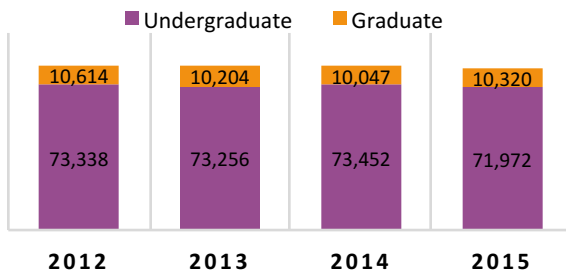


## TYPE

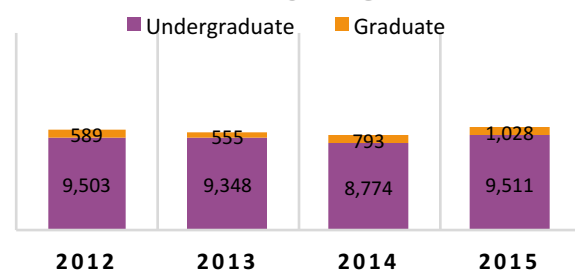


# Enrollment Trends

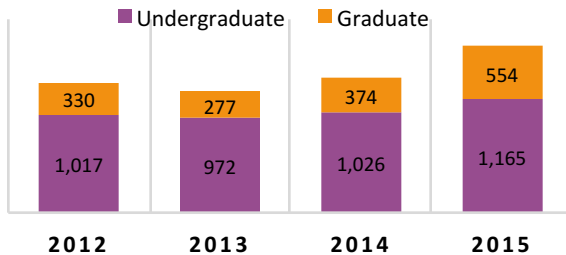
## TOTAL STUDENTS



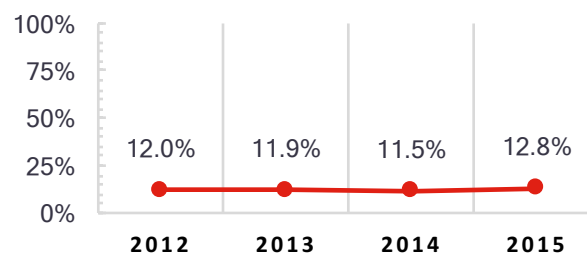
## ANY DISTANCE



## EXCLUSIVELY DISTANCE

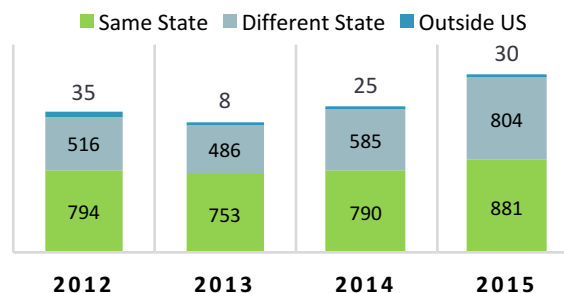
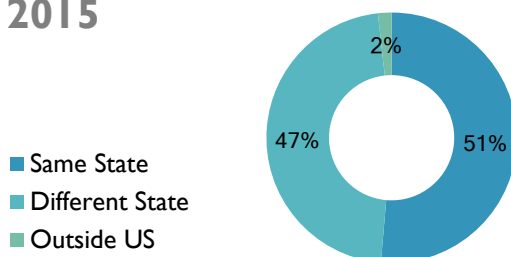


## PERCENT DISTANCE



# Exclusively Distance Student Locations

## 2015



## Overall Enrollment in Rhode Island

### Top 10 Institutions by Total Numbers of Students - 2015

Rank	Institution	Total	Undergrad	Graduate	Control
1	University of Rhode Island	16,613	13,641	2,972	Public
2	Community College of Rhode Island	16,195	16,195	0	Public
3	Brown University	9,458	6,652	2,806	Private not-for-profit
4	Johnson & Wales University-Providence	9,454	8,768	686	Private not-for-profit
5	Rhode Island College	8,512	7,446	1,066	Public
6	Roger Williams University	4,801	4,555	246	Private not-for-profit
7	Providence College	4,562	4,028	534	Private not-for-profit
8	Bryant University	3,670	3,459	211	Private not-for-profit
9	New England Institute of Technology	2,919	2,813	106	Private not-for-profit
10	Salve Regina University	2,757	2,157	600	Private not-for-profit

### Top 10 Institutions by Enrollment Growth 2012-2015

Rank	Institution	2012	2015	Change	Control
1	Brown University	8,885	9,458	573	Private not-for-profit
2	Johnson & Wales University-Online	113	500	387	Private not-for-profit
3	Bryant University	3,418	3,670	252	Private not-for-profit
4	University of Rhode Island	16,451	16,613	162	Public
5	New England Institute of Technology	2,764	2,919	155	Private not-for-profit
6	Salve Regina University	2,613	2,757	144	Private not-for-profit
7	Rhode Island School of Design	2,386	2,481	95	Private not-for-profit
8	Roger Williams University	4,768	4,801	33	Private not-for-profit
9					
10					

## Distance Enrollment in Rhode Island

### Top 10 Institutions by Distance Enrollment - 2015

Rank	Institution	Total	Undergrad	Graduate	Control
1	University of Rhode Island	5,935	5,520	415	Public
2	Community College of Rhode Island	1,626	1,626	0	Public
3	Johnson & Wales University-Providence	831	789	42	Private not-for-profit
4	Roger Williams University	602	558	44	Private not-for-profit
5	Johnson & Wales University-Online	500	244	256	Private not-for-profit
6	New England Institute of Technology	389	358	31	Private not-for-profit
7	Salve Regina University	346	114	232	Private not-for-profit
8	Rhode Island College	204	204	0	Public
9	Providence College	106	98	8	Private not-for-profit
10					

### Top 10 Institutions by Distance Enrollment Growth 2012-2015

Rank	Institution	2012	2015	Change	Control
1	Johnson & Wales University-Providence	181	831	650	Private not-for-profit
2	Johnson & Wales University-Online	113	500	387	Private not-for-profit
3	New England Institute of Technology	202	389	187	Private not-for-profit
4	Community College of Rhode Island	1,524	1,626	102	Public
5	Rhode Island College	105	204	99	Public
6					
7					
8					
9					
10					