



digital learning
C O M P A S S

Distance Education State Almanac 2017

New Jersey

Julia E. Seaman, Ph.D.

Research Director, Babson Survey Research Group

Jeff Seaman, Ph.D.

Director, Babson Survey Research Group



This work is licensed under a Creative Commons Attribution-ShareAlike 4.0 International License.
by Babson Survey Research Group, e-Literate, and WCET

State maps images are by TUBS [CC BY-SA 3.0 (<https://creativecommons.org/licenses/by-sa/3.0/>)], via Wikimedia Commons

New Jersey



	State	% of National
Population	8,944,469	2.7%
18-55 Population	4,203,900	2.7%
Number of Institutions	73	1.5%

New Jersey has 73 degree-granting higher education institutions, which represent 1.5% of all such institutions in the United States. These institutions enrolled a total of 423,810 students as of fall 2015 (360,130 of which are studying at the undergraduate level and 63,680 at the graduate level). The fall 2015 figure is a decrease of 7,229 students (or -1.7%) from the number enrolled in the fall of 2012.

Among the total student body, 87,295 (74,100 undergraduates and 13,195 graduate students) were taking at least one course at a distance. This is 20.6% of the enrolled student body, which is lower than the national average rate of 29.7%. The number of students taking distance education courses in the state increased by 7,402 (or 9.3%) between fall 2012 and fall 2015. This is lower than the national level of growth of 11.0%.

30,353 students in New Jersey are taking all of their courses at a distance, made up of 22,988 undergraduates and 7,365 graduates. This represents 7.2% of all students enrolled in the state, a rate that is lower than the national average of 14.3%. A total of 18,116 (or 59.7% of these exclusively online students) live in New Jersey, the remainder come from outside of the state. This rate is higher than the national in-state average of 55.1%.

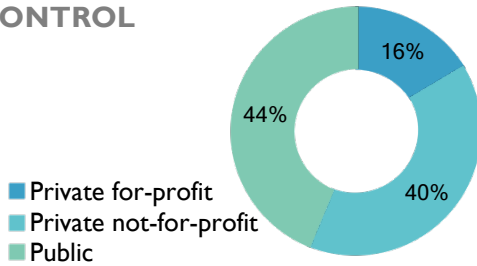
The number of students that take any of their courses on campus, including those who take all of their courses on campus and those who take a mix of on-campus and distance courses, is 393,457, or 92.8% of the total student enrollment in New Jersey. This number represents a decrease in proportion on campus from the four years prior (92.2% from 397,457 students in 2012). The 0.6% growth in students studying on campus is the opposite of the national trend, which was a decrease of 1.7%.

Overall and Distance Enrollment - 2015

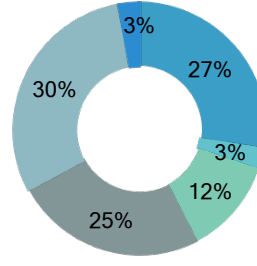
		Total		Undergraduate		Graduate	
		All Students	Any Distance	All Students	Any Distance	All Students	Any Distance
	Total	423,810	87,295	360,130	74,100	63,680	13,195
Control	Private for-profit	10,401	3,113	9,962	2,822	439	291
	Private not-for-profit	73,666	9,734	48,688	5,134	24,978	4,600
	Public	339,743	74,448	301,480	66,144	38,263	8,304
Type	2 to 4-year	158,804	29,539	158,804	29,539	0	0
	4-year or more	265,006	57,756	201,326	44,561	63,680	13,195
Institutional Enrollment Size	Under 1,000	5,437	1,012	4,545	836	892	176
	1,000 - 4,999	37,762	8,581	32,489	7,376	5,273	1,205
	5,000 - 9,999	159,932	28,780	135,372	24,063	24,560	4,717
	10,000 - 19,999	150,786	35,050	135,904	30,915	14,882	4,135
	20,000 and above	69,893	13,872	51,820	10,910	18,073	2,962
Carnegie	Associate's College	155,863	29,539	155,863	29,539	0	0
	Baccalaureate College	4,062	493	3,428	449	634	44
	Doctoral University	142,066	26,220	100,861	17,621	41,205	8,599
	Master's College	104,064	28,628	86,988	24,252	17,076	4,376
	Specialized	17,310	2,310	12,545	2,134	4,765	176
	Unassigned	445	105	445	105	0	0

Distribution of State Institutions

CONTROL

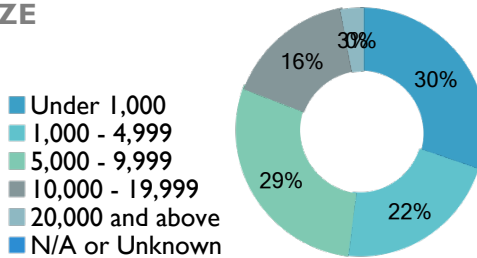


CARNEGIE

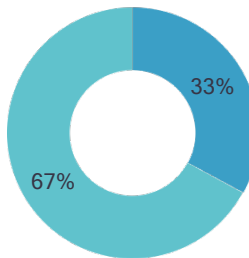


- Associate's College
- Baccalaureate College
- Doctoral University
- Master's College
- Specialized
- Unassigned

SIZE



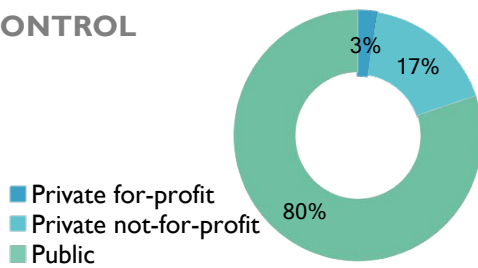
TYPE



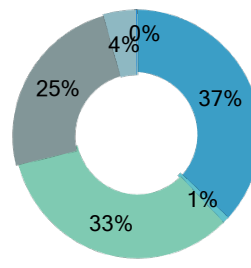
- 2 to 4-year
- 4-year or more

Distribution of Total Student Enrollment

CONTROL

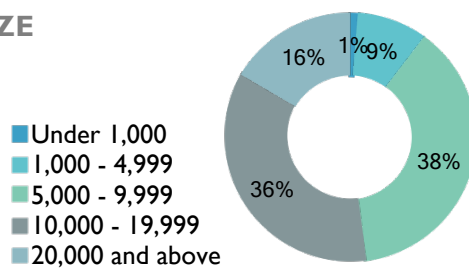


CARNEGIE

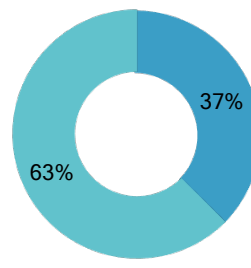


- Associate's College
- Baccalaureate College
- Doctoral University
- Master's College
- Specialized
- Unassigned

SIZE

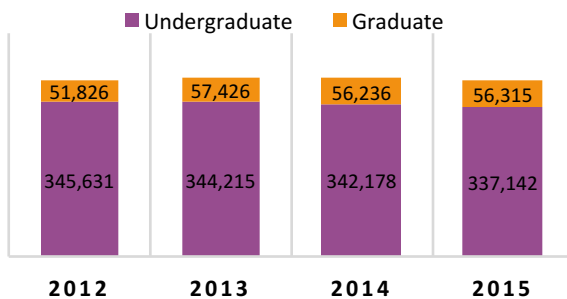


TYPE

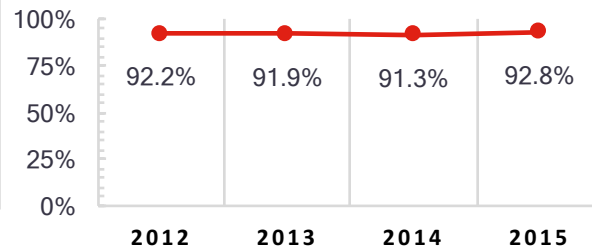


- 2 to 4-year
- 4-year or more

On-Campus Students



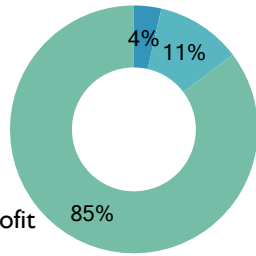
PERCENT ON CAMPUS



Distribution of Distance Student Enrollment

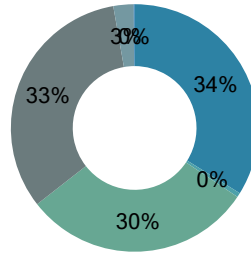
CONTROL

- Private for-profit
- Private not-for-profit
- Public



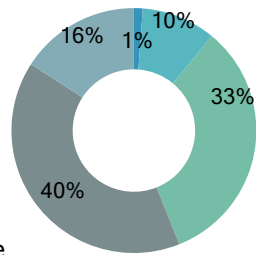
CARNEGIE

- Associate's College
- Baccalaureate College
- Doctoral University
- Master's College
- Specialized
- Unassigned



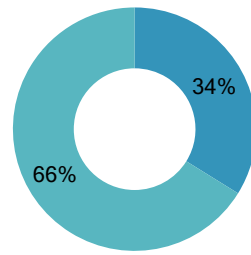
SIZE

- Under 1,000
- 1,000 - 4,999
- 5,000 - 9,999
- 10,000 - 19,999
- 20,000 and above



TYPE

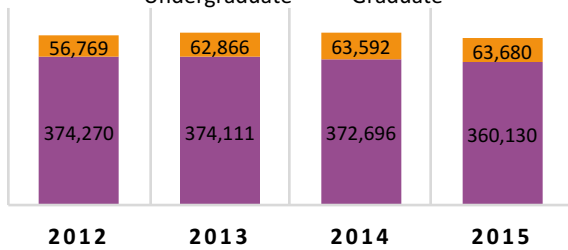
- 2 to 4-year
- 4-year or more



Enrollment Trends

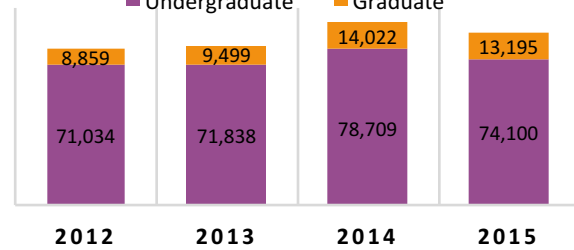
TOTAL STUDENTS

- Undergraduate
- Graduate



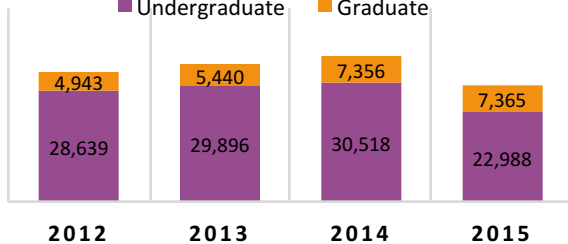
ANY DISTANCE

- Undergraduate
- Graduate

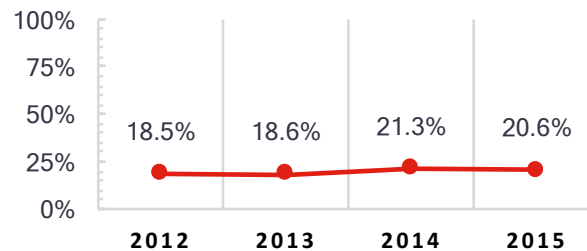


EXCLUSIVELY DISTANCE

- Undergraduate
- Graduate



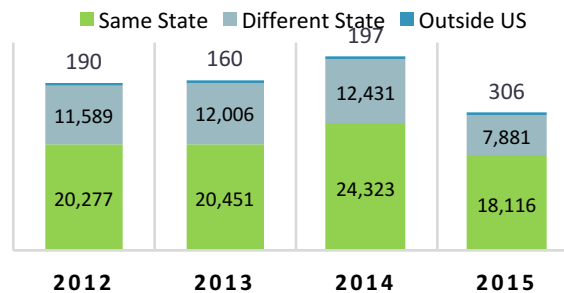
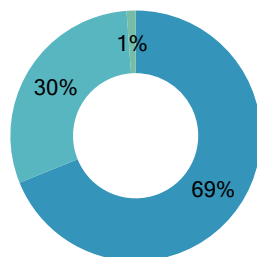
PERCENT DISTANCE



Exclusively Distance Student Locations

2015

- Same State
- Different State
- Outside US



Overall Enrollment in New Jersey

Top 10 Institutions by Total Numbers of Students - 2015

Rank	Institution	Total	Undergrad	Graduate	Control
1	Rutgers University-New Brunswick	49,428	35,484	13,944	Public
2	Montclair State University	20,465	16,336	4,129	Public
3	Rowan University	16,155	13,169	2,986	Public
4	Bergen Community College	14,585	14,585	0	Public
5	Kean University	14,112	11,814	2,298	Public
6	Brookdale Community College	13,835	13,835	0	Public
7	Thomas Edison State University	13,093	12,283	810	Public
8	Rutgers University-Newark	11,720	7,713	4,007	Public
9	Middlesex County College	11,662	11,662	0	Public
10	New Jersey Institute of Technology	11,325	8,008	3,317	Public

Top 10 Institutions by Enrollment Growth 2012-2015

Rank	Institution	2012	2015	Change	Control
1	Rutgers University-New Brunswick	40,434	49,428	8,994	Public
2	Rowan University	12,183	16,155	3,972	Public
3	Montclair State University	18,382	20,465	2,083	Public
4	New Jersey Institute of Technology	9,944	11,325	1,381	Public
5	Berkeley College-Woodland Park	2,878	3,842	964	Private for-profit
6	Jersey College	1,199	1,928	729	Private for-profit
7	Stevens Institute of Technology	5,649	6,359	710	Private not-for-profit
8	Warren County Community College	2,144	2,822	678	Public
9	Saint Peter's University	3,045	3,406	361	Private not-for-profit
10	Fairleigh Dickinson University-College at Florham	3,067	3,394	327	Private not-for-profit

Distance Enrollment in New Jersey

Top 10 Institutions by Distance Enrollment - 2015

Rank	Institution	Total	Undergrad	Graduate	Control
1	Thomas Edison State University	13,093	12,283	810	Public
2	Rutgers University-New Brunswick	10,652	8,318	2,334	Public
3	Rowan University	3,439	2,296	1,143	Public
4	Montclair State University	3,220	2,592	628	Public
5	Bergen Community College	3,161	3,161	0	Public
6	Rowan College at Burlington County	2,897	2,897	0	Public
7	New Jersey Institute of Technology	2,823	1,627	1,196	Public
8	William Paterson University of New Jersey	2,465	2,159	306	Public
9	New Jersey City University	2,455	1,636	819	Public
10	Ocean County College	2,185	2,185	0	Public

Top 10 Institutions by Distance Enrollment Growth 2012-2015

Rank	Institution	2012	2015	Change	Control
1	Rutgers University-New Brunswick	4,107	10,652	6,545	Public
2	Rowan University	878	3,439	2,561	Public
3	Stevens Institute of Technology	0	1,576	1,576	Private not-for-profit
4	Montclair State University	1,994	3,220	1,226	Public
5	Rutgers University-Camden	721	1,908	1,187	Public
6	New Jersey Institute of Technology	1,849	2,823	974	Public
7	Cumberland County College	780	1,279	499	Public
8	Middlesex County College	963	1,456	493	Public
9	Centenary College	252	690	438	Private not-for-profit
10	Ramapo College of New Jersey	426	800	374	Public