



digital learning
C O M P A S S

Distance Education State Almanac 2017

New Mexico

Julia E. Seaman, Ph.D.

Research Director, Babson Survey Research Group

Jeff Seaman, Ph.D.

Director, Babson Survey Research Group



This work is licensed under a Creative Commons Attribution-ShareAlike 4.0 International License.
by Babson Survey Research Group, e-Literate, and WCET

State maps images are by TUBS [CC BY-SA 3.0 (<https://creativecommons.org/licenses/by-sa/3.0/>)], via Wikimedia Commons

New Mexico



	State	% of National
Population	2,081,015	0.6%
18-55 Population	936,457	0.6%
Number of Institutions	44	0.9%

New Mexico has 44 degree-granting higher education institutions, which represent 0.9% of all such institutions in the United States. These institutions enrolled a total of 138,189 students as of fall 2015 (124,327 of which are studying at the undergraduate level and 13,862 at the graduate level). The fall 2015 figure is a decrease of 18,129 students (or -11.6%) from the number enrolled in the fall of 2012.

Among the total student body, 53,604 (48,259 undergraduates and 5,345 graduate students) were taking at least one course at a distance. This is 38.8% of the enrolled student body, which is higher than the national average rate of 29.7%. The number of students taking distance education courses in the state increased by 5,291 (or 11.0%) between fall 2012 and fall 2015. This is lower than the national level of growth of 11.0%.

22,384 students in New Mexico are taking all of their courses at a distance, made up of 18,715 undergraduates and 3,669 graduates. This represents 16.2% of all students enrolled in the state, a rate that is higher than the national average of 14.3%. A total of 17,520 (or 78.3% of these exclusively online students) live in New Mexico, the remainder come from outside of the state. This rate is higher than the national in-state average of 55.1%.

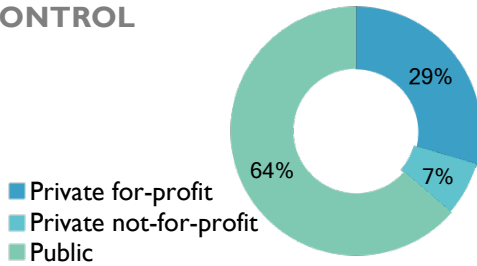
The number of students that take any of their courses on campus, including those who take all of their courses on campus and those who take a mix of on-campus and distance courses, is 115,805, or 83.8% of the total student enrollment in New Mexico. This number represents a decrease in proportion on campus from the four years prior (87.0% from 135,961 students in 2012). The -3.2% rate is a larger change than the national 1.7% decrease.

Overall and Distance Enrollment - 2015

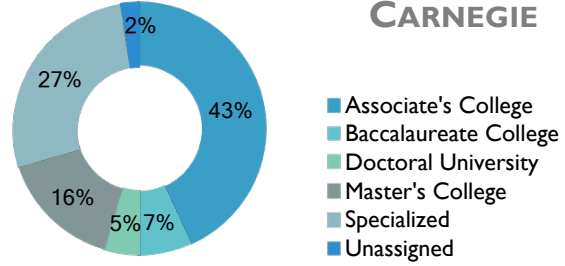
		Total		Undergraduate		Graduate	
		All Students	Any Distance	All Students	Any Distance	All Students	Any Distance
	Total	138,189	53,604	124,327	48,259	13,862	5,345
Control	Private for-profit	5,285	806	5,071	777	214	29
	Private not-for-profit	1,617	835	770	225	847	610
	Public	131,287	51,963	118,486	47,257	12,801	4,706
Type	2 to 4-year	72,154	28,099	72,154	28,099	0	0
	4-year or more	66,035	25,505	52,173	20,160	13,862	5,345
Institutional Enrollment Size	Under 1,000	11,374	3,398	10,868	3,311	506	87
	1,000 - 4,999	37,049	16,113	33,746	13,950	3,303	2,163
	5,000 - 9,999	21,231	11,464	20,080	10,354	1,151	1,110
	10,000 - 19,999	15,490	6,013	12,526	4,801	2,964	1,212
	20,000 and above	53,045	16,616	47,107	15,843	5,938	773
Carnegie	Associate's College	70,890	28,046	70,890	28,046	0	0
	Baccalaureate College	1,585	424	1,519	424	66	0
	Doctoral University	42,775	14,072	33,873	12,087	8,902	1,985
	Master's College	16,908	10,124	12,150	6,822	4,758	3,302
	Specialized	5,914	937	5,778	879	136	58
	Unassigned	117	1	117	1	0	0

Distribution of State Institutions

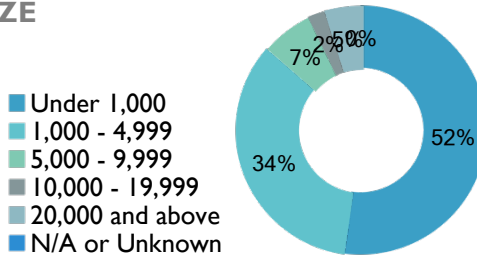
CONTROL



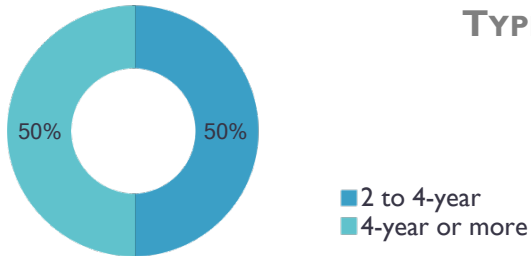
CARNEGIE



SIZE

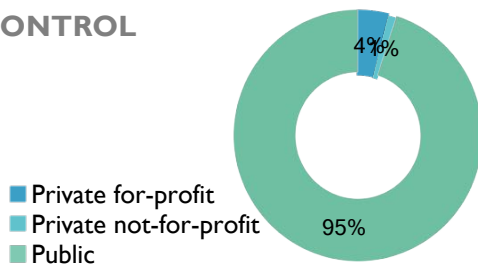


TYPE

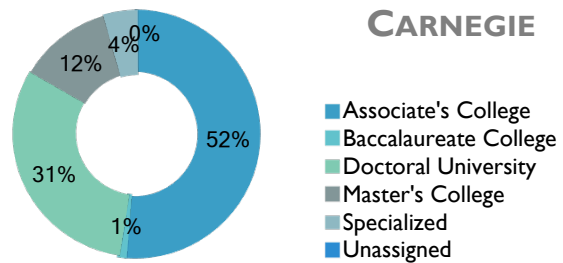


Distribution of Total Student Enrollment

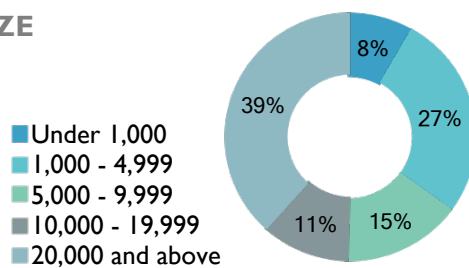
CONTROL



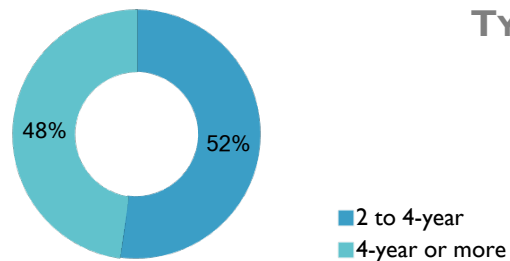
CARNEGIE



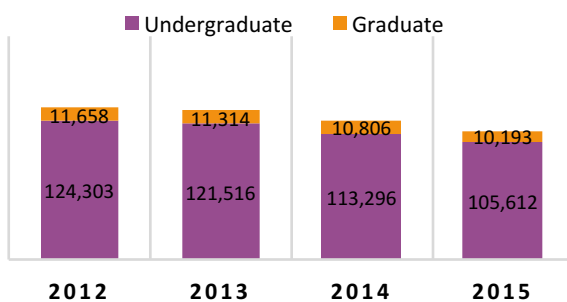
SIZE



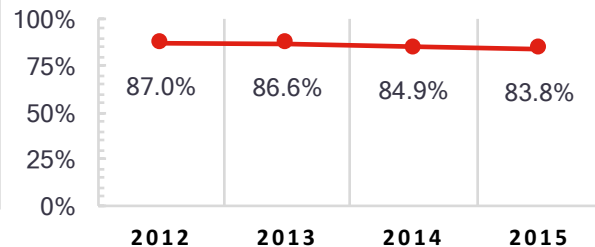
TYPE



On-Campus Students



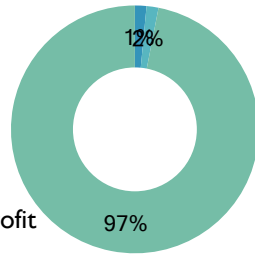
PERCENT ON CAMPUS



Distribution of Distance Student Enrollment

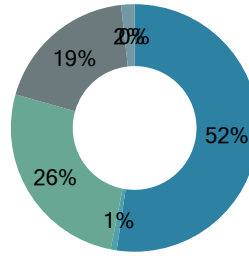
CONTROL

- Private for-profit
- Private not-for-profit
- Public



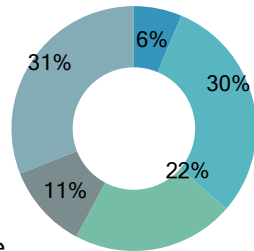
CARNEGIE

- Associate's College
- Baccalaureate College
- Doctoral University
- Master's College
- Specialized
- Unassigned



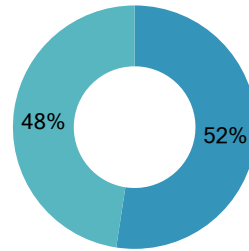
SIZE

- Under 1,000
- 1,000 - 4,999
- 5,000 - 9,999
- 10,000 - 19,999
- 20,000 and above



TYPE

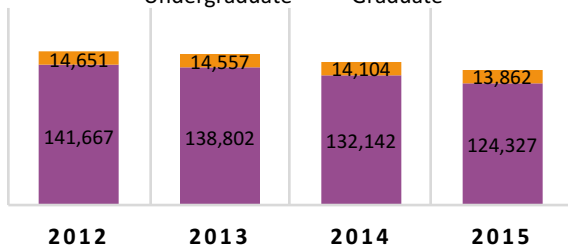
- 2 to 4-year
- 4-year or more



Enrollment Trends

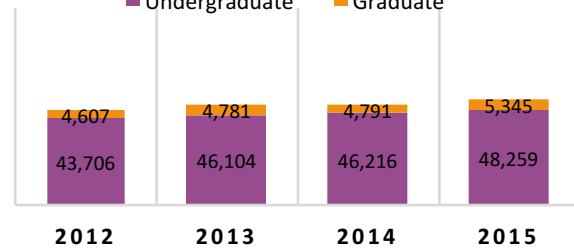
TOTAL STUDENTS

- Undergraduate
- Graduate



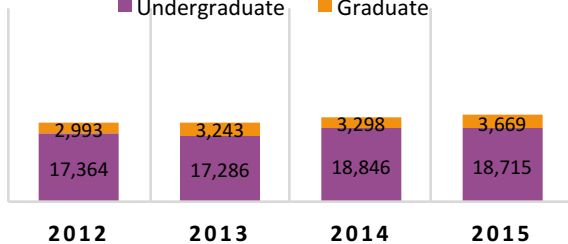
ANY DISTANCE

- Undergraduate
- Graduate

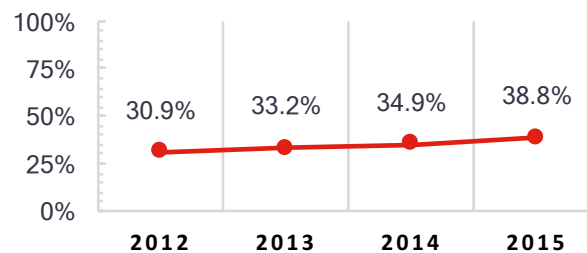


EXCLUSIVELY DISTANCE

- Undergraduate
- Graduate



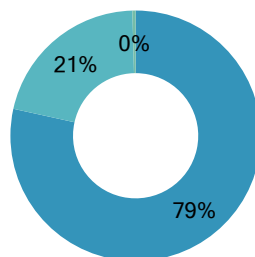
PERCENT DISTANCE



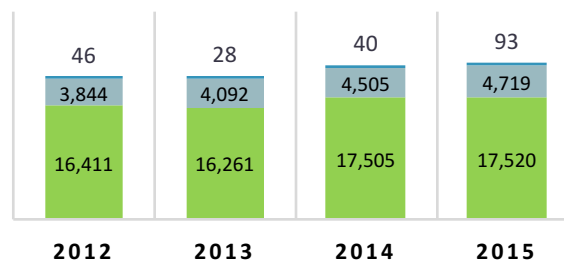
Exclusively Distance Student Locations

2015

- Same State
- Different State
- Outside US



- Same State
- Different State
- Outside US



Overall Enrollment in New Mexico

Top 10 Institutions by Total Numbers of Students - 2015

Rank	Institution	Total	Undergrad	Graduate	Control
1	University of New Mexico-Main Campus	27,285	21,347	5,938	Public
2	Central New Mexico Community College	25,760	25,760	0	Public
3	New Mexico State University-Main Campus	15,490	12,526	2,964	Public
4	New Mexico State University-Dona Ana	8,252	8,252	0	Public
5	San Juan College	7,254	7,254	0	Public
6	Eastern New Mexico University-Main Campus	5,725	4,574	1,151	Public
7	Santa Fe Community College	4,880	4,880	0	Public
8	New Mexico Highlands University	3,499	2,233	1,266	Public
9	Western New Mexico University	3,354	2,468	886	Public
10	Clovis Community College	3,133	3,133	0	Public

Top 10 Institutions by Enrollment Growth 2012-2015

Rank	Institution	2012	2015	Change	Control
1	Santa Fe University of Art and Design	544	919	375	Private for-profit
2	University of the Southwest	760	1,059	299	Private not-for-profit
3	University of New Mexico-Los Alamos Campus	683	946	263	Public
4	Mesalands Community College	672	796	124	Public
5	Institute of American Indian and Alaska Native Cultur	392	493	101	Public
6	University of New Mexico-Taos Campus	1,660	1,726	66	Public
7	New Mexico Institute of Mining and Technology	2,105	2,150	45	Public
8	Southwestern College	145	168	23	Private not-for-profit
9					
10					

Distance Enrollment in New Mexico

Top 10 Institutions by Distance Enrollment - 2015

Rank	Institution	Total	Undergrad	Graduate	Control
1	Central New Mexico Community College	8,557	8,557	0	Public
2	University of New Mexico-Main Campus	8,059	7,286	773	Public
3	New Mexico State University-Main Campus	6,013	4,801	1,212	Public
4	Eastern New Mexico University-Main Campus	5,438	4,328	1,110	Public
5	New Mexico State University-Dona Ana	3,155	3,155	0	Public
6	New Mexico Junior College	2,923	2,923	0	Public
7	San Juan College	2,871	2,871	0	Public
8	Western New Mexico University	2,065	1,201	864	Public
9	Santa Fe Community College	1,622	1,622	0	Public
10	Clovis Community College	1,369	1,369	0	Public

Top 10 Institutions by Distance Enrollment Growth 2012-2015

Rank	Institution	2012	2015	Change	Control
1	Eastern New Mexico University-Main Campus	3,143	5,438	2,295	Public
2	University of New Mexico-Main Campus	6,732	8,059	1,327	Public
3	New Mexico Junior College	1,690	2,923	1,233	Public
4	Central New Mexico Community College	7,704	8,557	853	Public
5	Western New Mexico University	1,267	2,065	798	Public
6	University of New Mexico-Valencia County Campus	728	1,267	539	Public
7	New Mexico Highlands University	932	1,349	417	Public
8	University of the Southwest	475	835	360	Private not-for-profit
9	Santa Fe Community College	1,330	1,622	292	Public
10	University of Phoenix-New Mexico	54	335	281	Private for-profit