



digital learning
C O M P A S S

Distance Education State Almanac 2017

Georgia

Julia E. Seaman, Ph.D.

Research Director, Babson Survey Research Group

Jeff Seaman, Ph.D.

Director, Babson Survey Research Group



This work is licensed under a Creative Commons Attribution-ShareAlike 4.0 International License.
by Babson Survey Research Group, e-Literate, and WCET

State maps images are by TUBS [CC BY-SA 3.0 (<https://creativecommons.org/licenses/by-sa/3.0/>)], via Wikimedia Commons

Georgia



| | State | % of National |
|-------------------------------|------------|---------------|
| Population | 10,310,371 | 3.2% |
| 18-55 Population | 4,948,978 | 3.2% |
| Number of Institutions | 131 | 2.7% |

Georgia has 131 degree-granting higher education institutions, which represent 2.7% of all such institutions in the United States. These institutions enrolled a total of 531,578 students as of fall 2015 (457,067 of which are studying at the undergraduate level and 74,511 at the graduate level). The fall 2015 figure is an increase of 51,136 students (or 10.6%) from the number enrolled in the fall of 2012.

Among the total student body, 151,450 (126,156 undergraduates and 25,294 graduate students) were taking at least one course at a distance. This is 28.5% of the enrolled student body, which is lower than the national average rate of 29.7%. The number of students taking distance education courses in the state increased by 31,705 (or 26.5%) between fall 2012 and fall 2015. This is higher than the national level of growth of 11.0%.

61,838 students in Georgia are taking all of their courses at a distance, made up of 43,557 undergraduates and 18,281 graduates. This represents 11.6% of all students enrolled in the state, a rate that is lower than the national average of 14.3%. A total of 44,918 (or 72.6% of these exclusively online students) live in Georgia, the remainder come from outside of the state. This rate is higher than the national in-state average of 55.1%.

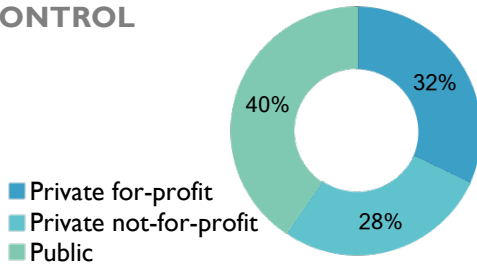
The number of students that take any of their courses on campus, including those who take all of their courses on campus and those who take a mix of on-campus and distance courses, is 469,740, or 88.4% of the total student enrollment in Georgia. This number represents an increase in proportion on campus from the four years prior (90.1% from 433,091 students in 2012). The -1.8% rate is a larger change than the national 1.7% decrease.

Overall and Distance Enrollment - 2015

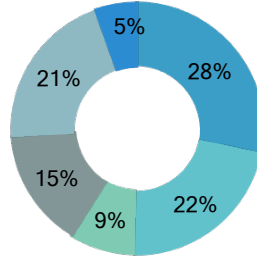
| | | Total | | Undergraduate | | Graduate | |
|--------------------------------------|------------------------|--------------|--------------|---------------|--------------|--------------|--------------|
| | | All Students | Any Distance | All Students | Any Distance | All Students | Any Distance |
| | Total | 531,578 | 151,450 | 457,067 | 126,156 | 74,511 | 25,294 |
| Control | Private for-profit | 39,019 | 23,034 | 29,920 | 16,098 | 9,099 | 6,936 |
| | Private not-for-profit | 74,106 | 11,426 | 52,817 | 7,593 | 21,289 | 3,833 |
| | Public | 418,453 | 116,990 | 374,330 | 102,465 | 44,123 | 14,525 |
| Type | 2 to 4-year | 129,994 | 46,044 | 129,994 | 46,044 | 0 | 0 |
| | 4-year or more | 401,584 | 105,406 | 327,073 | 80,112 | 74,511 | 25,294 |
| Institutional Enrollment Size | Under 1,000 | 19,162 | 3,592 | 16,909 | 2,447 | 2,253 | 1,145 |
| | 1,000 - 4,999 | 133,875 | 41,862 | 122,935 | 38,143 | 10,940 | 3,719 |
| | 5,000 - 9,999 | 121,197 | 43,560 | 108,764 | 39,006 | 12,433 | 4,554 |
| | 10,000 - 19,999 | 89,323 | 26,368 | 71,099 | 18,154 | 18,224 | 8,214 |
| | 20,000 and above | 168,021 | 36,068 | 137,360 | 28,406 | 30,661 | 7,662 |
| Carnegie | Associate's College | 143,395 | 53,433 | 143,395 | 53,433 | 0 | 0 |
| | Baccalaureate College | 56,250 | 8,686 | 55,599 | 8,520 | 651 | 166 |
| | Doctoral University | 173,683 | 31,977 | 125,012 | 20,941 | 48,671 | 11,036 |
| | Master's College | 92,709 | 39,617 | 77,089 | 29,484 | 15,620 | 10,133 |
| | Specialized | 27,238 | 6,254 | 20,581 | 3,835 | 6,657 | 2,419 |
| | Unassigned | 38,303 | 11,483 | 35,391 | 9,943 | 2,912 | 1,540 |

Distribution of State Institutions

CONTROL

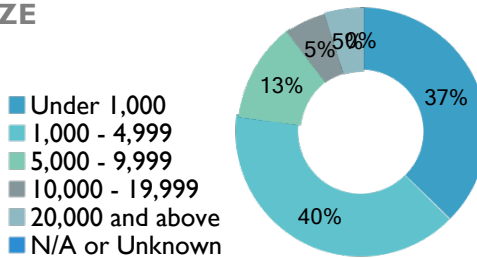


CARNEGIE

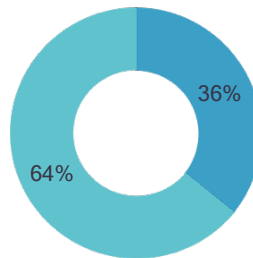


- Associate's College
- Baccalaureate College
- Doctoral University
- Master's College
- Specialized
- Unassigned

SIZE



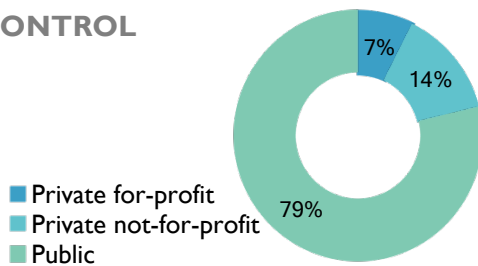
TYPE



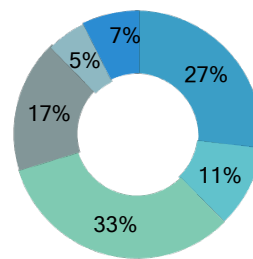
- 2 to 4-year
- 4-year or more

Distribution of Total Student Enrollment

CONTROL

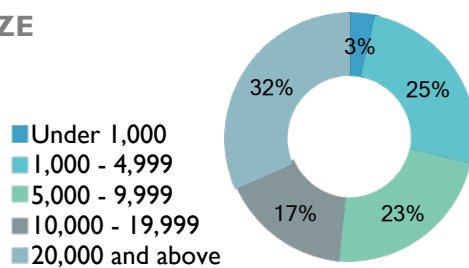


CARNEGIE

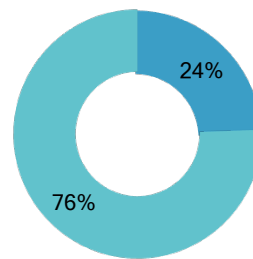


- Associate's College
- Baccalaureate College
- Doctoral University
- Master's College
- Specialized
- Unassigned

SIZE

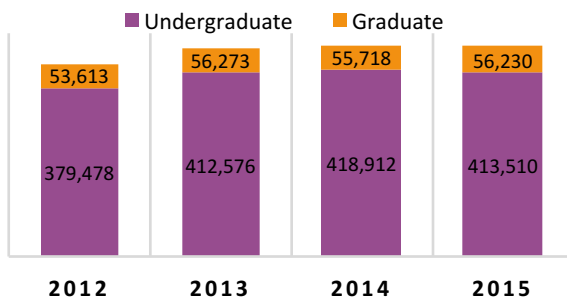


TYPE

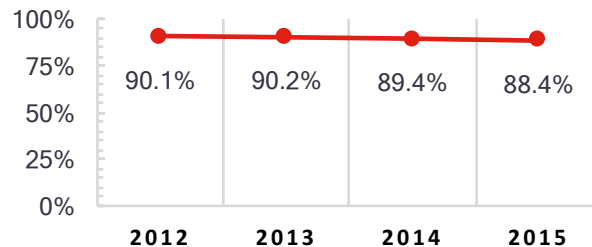


- 2 to 4-year
- 4-year or more

On-Campus Students



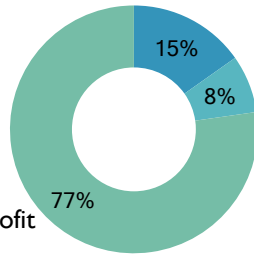
PERCENT ON CAMPUS



Distribution of Distance Student Enrollment

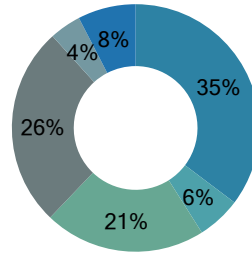
CONTROL

- Private for-profit
- Private not-for-profit
- Public



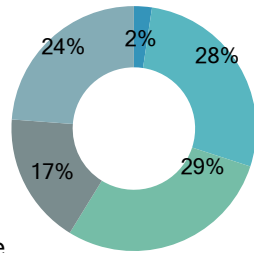
CARNEGIE

- Associate's College
- Baccalaureate College
- Doctoral University
- Master's College
- Specialized
- Unassigned



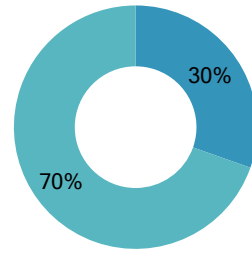
SIZE

- Under 1,000
- 1,000 - 4,999
- 5,000 - 9,999
- 10,000 - 19,999
- 20,000 and above



TYPE

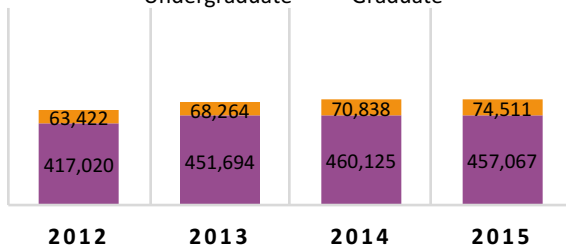
- 2 to 4-year
- 4-year or more



Enrollment Trends

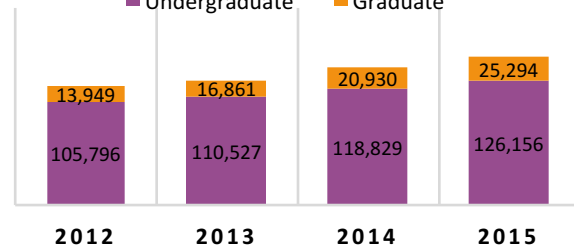
TOTAL STUDENTS

- Undergraduate
- Graduate



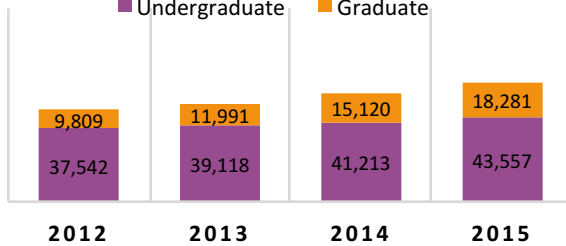
ANY DISTANCE

- Undergraduate
- Graduate

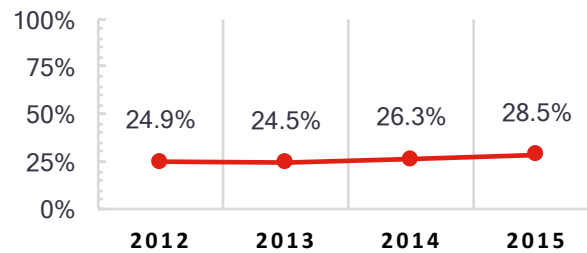


EXCLUSIVELY DISTANCE

- Undergraduate
- Graduate



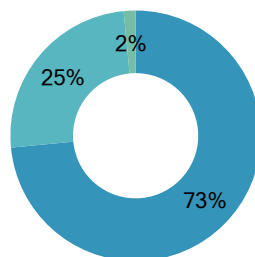
PERCENT DISTANCE



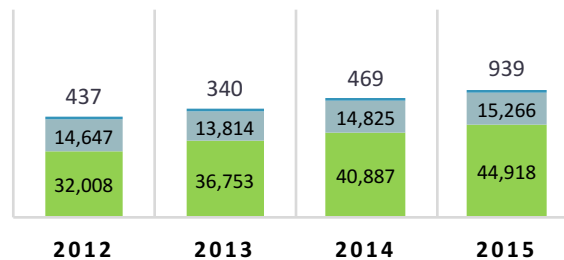
Exclusively Distance Student Locations

2015

- Same State
- Different State
- Outside US



- Same State
- Different State
- Outside US



Overall Enrollment in Georgia

Top 10 Institutions by Total Numbers of Students - 2015

| Rank | Institution | Total | Undergrad | Graduate | Control |
|------|---|--------|-----------|----------|------------------------|
| 1 | University of Georgia | 36,130 | 27,547 | 8,583 | Public |
| 2 | Georgia State University | 32,058 | 25,140 | 6,918 | Public |
| 3 | Georgia Institute of Technology-Main Campus | 25,034 | 15,142 | 9,892 | Public |
| 4 | Georgia Perimeter College | 21,088 | 21,088 | 0 | Public |
| 5 | Georgia Southern University | 20,459 | 17,963 | 2,496 | Public |
| 6 | Emory University | 13,788 | 6,867 | 6,921 | Private not-for-profit |
| 7 | University of West Georgia | 12,834 | 10,753 | 2,081 | Public |
| 8 | Savannah College of Art and Design | 11,861 | 9,611 | 2,250 | Private not-for-profit |
| 9 | Georgia Gwinnett College | 11,468 | 11,468 | 0 | Public |
| 10 | Valdosta State University | 11,302 | 8,796 | 2,506 | Public |

Top 10 Institutions by Enrollment Growth 2012-2015

| Rank | Institution | 2012 | 2015 | Change | Control |
|------|---|--------|--------|--------|------------------------|
| 1 | Georgia Institute of Technology-Main Campus | 21,557 | 25,034 | 3,477 | Public |
| 2 | Georgia Gwinnett College | 9,397 | 11,468 | 2,071 | Public |
| 3 | University of Georgia | 34,519 | 36,130 | 1,611 | Public |
| 4 | University of West Georgia | 11,769 | 12,834 | 1,065 | Public |
| 5 | Savannah College of Art and Design | 11,064 | 11,861 | 797 | Private not-for-profit |
| 6 | Truett-McConnell College | 1,339 | 2,017 | 678 | Private not-for-profit |
| 7 | Chamberlain College of Nursing-Georgia | 381 | 1,028 | 647 | Private for-profit |
| 8 | Strayer University-Georgia | 5,558 | 6,094 | 536 | Private for-profit |
| 9 | Georgia College and State University | 6,444 | 6,889 | 445 | Public |
| 10 | North Georgia Technical College | 2,369 | 2,665 | 296 | Public |

Distance Enrollment in Georgia

Top 10 Institutions by Distance Enrollment - 2015

| Rank | Institution | Total | Undergrad | Graduate | Control |
|------|---|--------|-----------|----------|--------------------|
| 1 | South University - Savannah Online | 10,781 | 6,875 | 3,906 | Private for-profit |
| 2 | Georgia Perimeter College | 8,456 | 8,456 | 0 | Public |
| 3 | University of West Georgia | 6,025 | 4,445 | 1,580 | Public |
| 4 | Georgia State University | 5,863 | 5,109 | 754 | Public |
| 5 | Georgia Southern University | 5,725 | 4,265 | 1,460 | Public |
| 6 | Strayer University-Georgia | 4,932 | 3,623 | 1,309 | Private for-profit |
| 7 | Valdosta State University | 4,103 | 2,521 | 1,582 | Public |
| 8 | Chattahoochee Technical College | 3,823 | 3,823 | 0 | Public |
| 9 | Georgia Institute of Technology-Main Campus | 3,736 | 464 | 3,272 | Public |
| 10 | Columbus State University | 3,384 | 2,470 | 914 | Public |

Top 10 Institutions by Distance Enrollment Growth 2012-2015

| Rank | Institution | 2012 | 2015 | Change | Control |
|------|---|-------|-------|--------|------------------------|
| 1 | Georgia Institute of Technology-Main Campus | 811 | 3,736 | 2,925 | Public |
| 2 | Georgia State University | 3,448 | 5,863 | 2,415 | Public |
| 3 | University of Georgia | 730 | 2,232 | 1,502 | Public |
| 4 | Georgia College and State University | 585 | 1,833 | 1,248 | Public |
| 5 | Strayer University-Georgia | 3,851 | 4,932 | 1,081 | Private for-profit |
| 6 | Valdosta State University | 3,049 | 4,103 | 1,054 | Public |
| 7 | Georgia Highlands College | 933 | 1,834 | 901 | Public |
| 8 | Mercer University | 745 | 1,508 | 763 | Private not-for-profit |
| 9 | University of West Georgia | 5,346 | 6,025 | 679 | Public |
| 10 | Georgia Southern University | 5,124 | 5,725 | 601 | Public |