



digital learning
C O M P A S S

Distance Education State Almanac 2017

Colorado

Julia E. Seaman, Ph.D.

Research Director, Babson Survey Research Group

Jeff Seaman, Ph.D.

Director, Babson Survey Research Group



This work is licensed under a Creative Commons Attribution-ShareAlike 4.0 International License.
by Babson Survey Research Group, e-Literate, and WCET

State maps images are by TUBS [CC BY-SA 3.0 (<https://creativecommons.org/licenses/by-sa/3.0/>)], via Wikimedia Commons

Colorado



	State	% of National
Population	5,540,545	1.7%
18-55 Population	2,714,867	1.8%
Number of Institutions	91	1.9%

Colorado has 91 degree-granting higher education institutions, which represent 1.9% of all such institutions in the United States. These institutions enrolled a total of 352,209 students as of fall 2015 (293,587 of which are studying at the undergraduate level and 58,622 at the graduate level). The fall 2015 figure is a decrease of 11,353 students (or -3.1%) from the number enrolled in the fall of 2012.

Among the total student body, 114,448 (90,004 undergraduates and 24,444 graduate students) were taking at least one course at a distance. This is 32.5% of the enrolled student body, which is higher than the national average rate of 29.7%. The number of students taking distance education courses in the state increased by 6,460 (or 6.0%) between fall 2012 and fall 2015. This is lower than the national level of growth of 11.0%.

73,745 students in Colorado are taking all of their courses at a distance, made up of 53,636 undergraduates and 20,109 graduates. This represents 20.9% of all students enrolled in the state, a rate that is higher than the national average of 14.3%. A total of 29,078 (or 39.4% of these exclusively online students) live in Colorado, the remainder come from outside of the state. This rate is lower than the national in-state average of 55.1%.

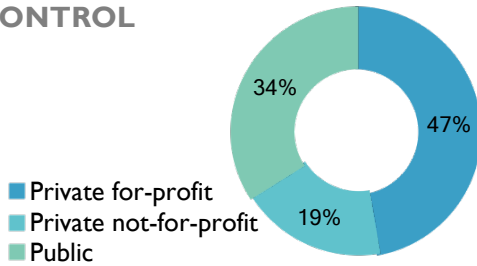
The number of students that take any of their courses on campus, including those who take all of their courses on campus and those who take a mix of on-campus and distance courses, is 278,464, or 79.1% of the total student enrollment in Colorado. This number represents a decrease in proportion on campus from the four years prior (80.0% from 290,835 students in 2012). The -0.9% rate is a smaller change than the national 1.7% decrease.

Overall and Distance Enrollment - 2015

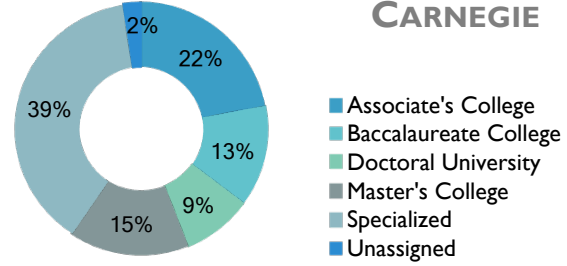
		Total		Undergraduate		Graduate	
		All Students	Any Distance	All Students	Any Distance	All Students	Any Distance
	Total	352,209	114,448	293,587	90,004	58,622	24,444
Control	Private for-profit	46,869	34,957	36,965	26,572	9,904	8,385
	Private not-for-profit	35,401	10,331	22,636	5,640	12,765	4,691
	Public	269,939	69,160	233,986	57,792	35,953	11,368
Type	2 to 4-year	92,969	25,011	92,969	25,011	0	0
	4-year or more	259,240	89,437	200,618	64,993	58,622	24,444
Institutional Enrollment Size	Under 1,000	17,035	4,145	12,818	2,538	4,217	1,607
	1,000 - 4,999	37,191	12,521	30,888	7,068	6,303	5,453
	5,000 - 9,999	89,146	30,229	77,558	24,876	11,588	5,353
	10,000 - 19,999	78,063	21,891	67,220	18,391	10,843	3,500
	20,000 and above	130,774	45,662	105,103	37,131	25,671	8,531
Carnegie	Associate's College	87,353	24,975	87,353	24,975	0	0
	Baccalaureate College	27,513	4,159	27,306	4,049	207	110
	Doctoral University	119,941	23,307	85,845	13,684	34,096	9,623
	Master's College	99,445	53,923	80,959	43,102	18,486	10,821
	Specialized	17,957	8,084	12,124	4,194	5,833	3,890
	Unassigned	0	0	0	0	0	0

Distribution of State Institutions

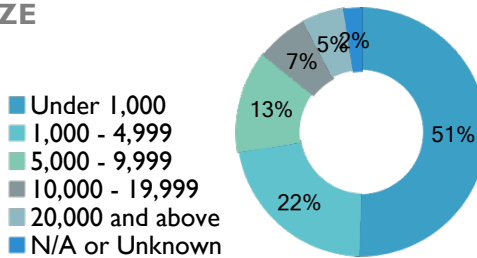
CONTROL



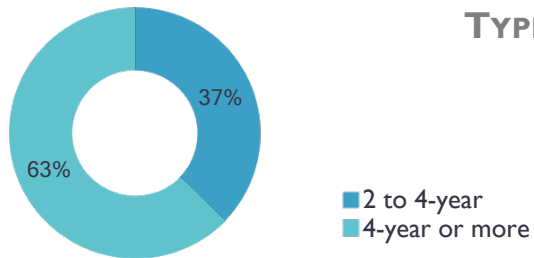
CARNEGIE



SIZE

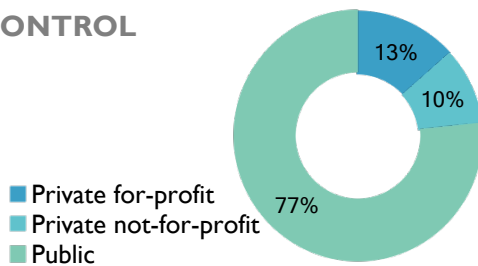


TYPE

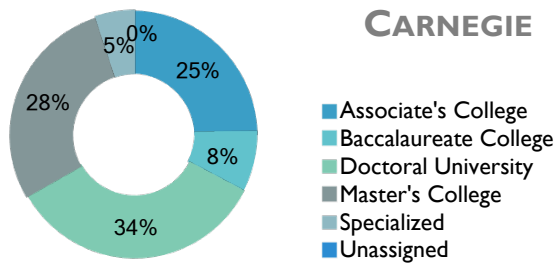


Distribution of Total Student Enrollment

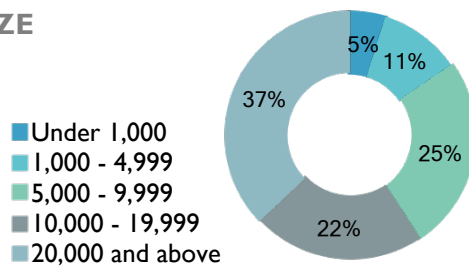
CONTROL



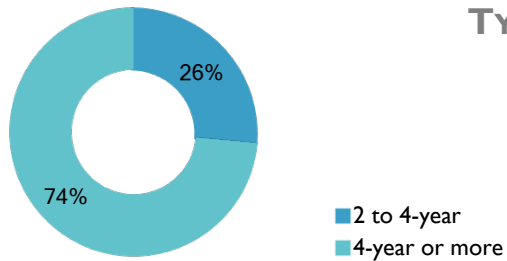
CARNEGIE



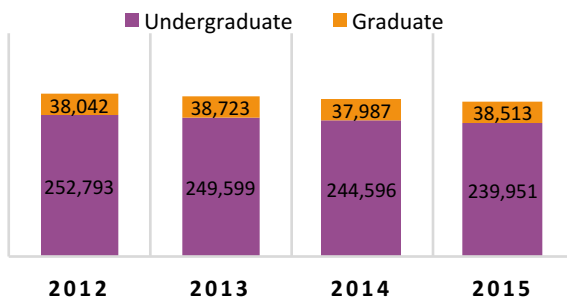
SIZE



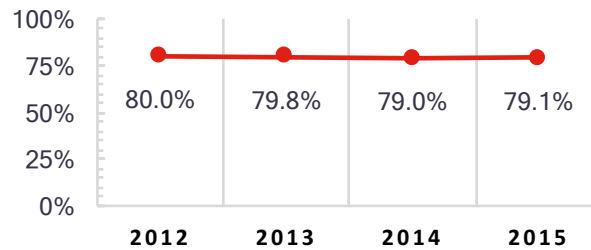
TYPE



On-Campus Students



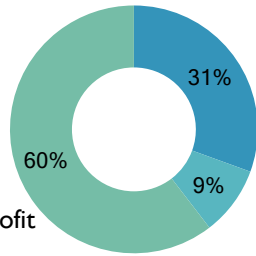
PERCENT ON CAMPUS



Distribution of Distance Student Enrollment

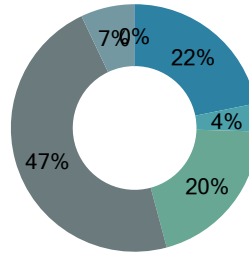
CONTROL

- Private for-profit
- Private not-for-profit
- Public



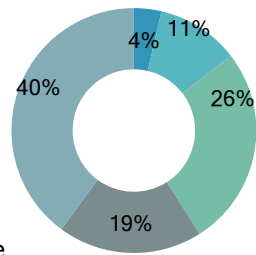
CARNEGIE

- Associate's College
- Baccalaureate College
- Doctoral University
- Master's College
- Specialized
- Unassigned



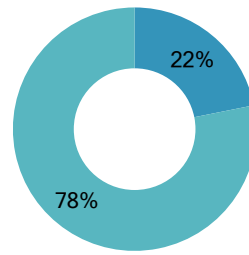
SIZE

- Under 1,000
- 1,000 - 4,999
- 5,000 - 9,999
- 10,000 - 19,999
- 20,000 and above



TYPE

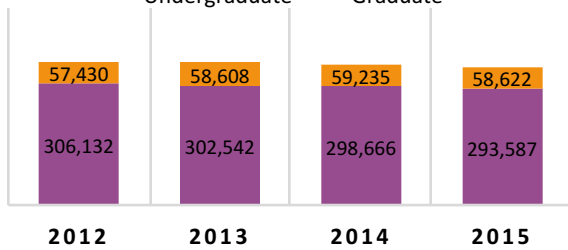
- 2 to 4-year
- 4-year or more



Enrollment Trends

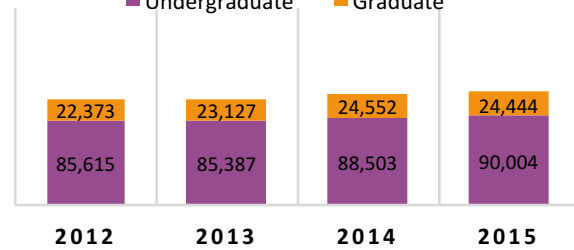
TOTAL STUDENTS

- Undergraduate
- Graduate



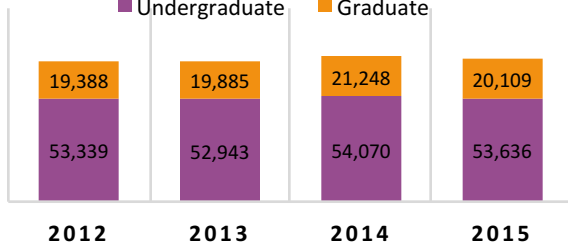
ANY DISTANCE

- Undergraduate
- Graduate

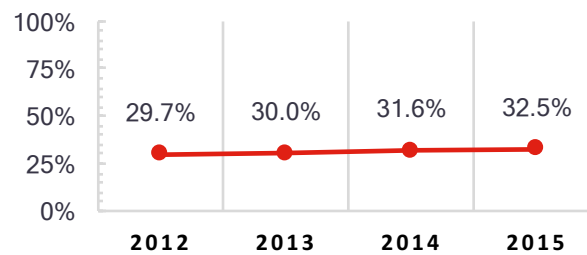


EXCLUSIVELY DISTANCE

- Undergraduate
- Graduate



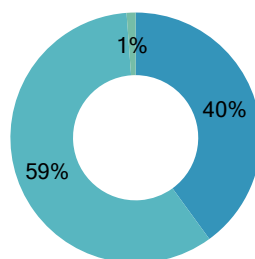
PERCENT DISTANCE



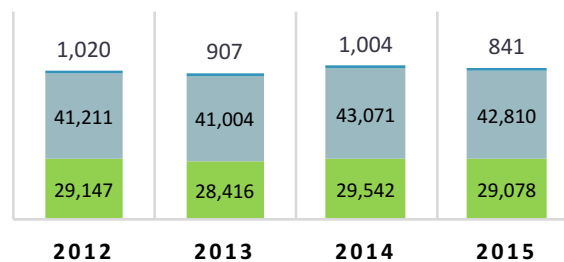
Exclusively Distance Student Locations

2015

- Same State
- Different State
- Outside US



- Same State
- Different State
- Outside US



Overall Enrollment in Colorado

Top 10 Institutions by Total Numbers of Students - 2015

Rank	Institution	Total	Undergrad	Graduate	Control
1	University of Colorado Boulder	33,056	27,142	5,914	Public
2	Colorado State University-Fort Collins	30,614	23,917	6,697	Public
3	University of Colorado Anschutz Medical Campus	23,671	14,036	9,635	Public
4	Colorado Technical University-Online	22,757	19,822	2,935	Private for-profit
5	Metropolitan State University of Denver	20,676	20,186	490	Public
6	Front Range Community College	18,747	18,747	0	Public
7	Pikes Peak Community College	13,311	13,311	0	Public
8	University of Northern Colorado	12,216	9,430	2,786	Public
9	University of Colorado Colorado Springs	11,988	9,970	2,018	Public
10	University of Denver	11,797	5,758	6,039	Private not-for-profit

Top 10 Institutions by Enrollment Growth 2012-2015

Rank	Institution	2012	2015	Change	Control
1	Colorado State University-Global Campus	5,258	9,838	4,580	Public
2	Colorado Christian University	3,917	6,879	2,962	Private not-for-profit
3	University of Colorado Colorado Springs	10,612	11,988	1,376	Public
4	University of Colorado Anschutz Medical Campus	22,396	23,671	1,275	Public
5	University of Colorado Boulder	31,945	33,056	1,111	Public
6	Aspen University	1,189	2,145	956	Private for-profit
7	Colorado State University-Pueblo	6,805	7,563	758	Public
8	Intellitec College-Colorado Springs	299	762	463	Private for-profit
9	Rocky Mountain College of Art and Design	658	1,096	438	Private for-profit
10	Western State Colorado University	2,301	2,722	421	Public

Distance Enrollment in Colorado

Top 10 Institutions by Distance Enrollment - 2015

Rank	Institution	Total	Undergrad	Graduate	Control
1	Colorado Technical University-Online	22,757	19,822	2,935	Private for-profit
2	Colorado State University-Global Campus	9,838	7,195	2,643	Public
3	Colorado State University-Fort Collins	7,672	5,001	2,671	Public
4	Metropolitan State University of Denver	6,953	6,819	134	Public
5	Front Range Community College	5,750	5,750	0	Public
6	University of Colorado Anschutz Medical Campus	5,545	3,222	2,323	Public
7	Pikes Peak Community College	4,506	4,506	0	Public
8	Regis University	4,196	2,024	2,172	Private not-for-profit
9	Arapahoe Community College	3,766	3,766	0	Public
10	University of Northern Colorado	3,059	2,026	1,033	Public

Top 10 Institutions by Distance Enrollment Growth 2012-2015

Rank	Institution	2012	2015	Change	Control
1	Colorado State University-Global Campus	5,258	9,838	4,580	Public
2	Colorado State University-Fort Collins	3,591	7,672	4,081	Public
3	University of Colorado Boulder	1,608	2,735	1,127	Public
4	Rocky Mountain College of Art and Design	106	1,096	990	Private for-profit
5	Aspen University	1,189	2,145	956	Private for-profit
6	Colorado Christian University	2,037	2,904	867	Private not-for-profit
7	University of Colorado Colorado Springs	2,134	2,870	736	Public
8	University of Colorado Anschutz Medical Campus	4,835	5,545	710	Public
9	University of Denver	1,288	1,940	652	Private not-for-profit
10	Pueblo Community College	1,514	2,163	649	Public