



digital learning  
C O M P A S S

*Distance Education State Almanac 2017*

# Alaska

**Julia E. Seaman, Ph.D.**

*Research Director, Babson Survey Research Group*

**Jeff Seaman, Ph.D.**

*Director, Babson Survey Research Group*



This work is licensed under a Creative Commons Attribution-ShareAlike 4.0 International License.  
by Babson Survey Research Group, e-Literate, and WCET

State maps images are by TUBS [CC BY-SA 3.0 (<https://creativecommons.org/licenses/by-sa/3.0/>)], via Wikimedia Commons

# Alaska



	State	% of National
<b>Population</b>	741,894	0.2%
<b>18-55 Population</b>	356,109	0.2%
<b>Number of Institutions</b>	10	0.2%

Alaska has 10 degree-granting higher education institutions, which represent 0.2% of all such institutions in the United States. These institutions enrolled a total of 31,331 students as of fall 2015 (28,812 of which are studying at the undergraduate level and 2,519 at the graduate level). The fall 2015 figure is a decrease of 939 students (or -2.9%) from the number enrolled in the fall of 2012.

Among the total student body, 15,084 (13,553 undergraduates and 1,531 graduate students) were taking at least one course at a distance. This is 48.1% of the enrolled student body, which is higher than the national average rate of 29.7%. The number of students taking distance education courses in the state increased by 3,958 (or 35.6%) between fall 2012 and fall 2015. This is higher than the national level of growth of 11.0%.

6,755 students in Alaska are taking all of their courses at a distance, made up of 5,711 undergraduates and 1,044 graduates. This represents 21.6% of all students enrolled in the state, a rate that is higher than the national average of 14.3%. A total of 5,887 (or 87.2% of these exclusively online students) live in Alaska, the remainder come from outside of the state. This rate is higher than the national in-state average of 55.1%.

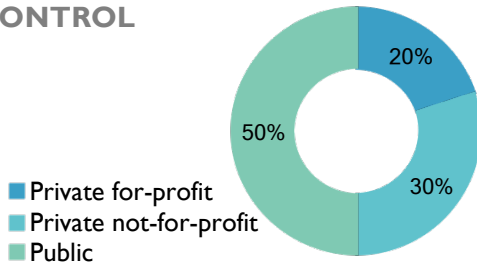
The number of students that take any of their courses on campus, including those who take all of their courses on campus and those who take a mix of on-campus and distance courses, is 24,576, or 78.4% of the total student enrollment in Alaska. This number represents a decrease in proportion on campus from the four years prior (83.3% from 26,896 students in 2012). The -4.9% rate is a larger change than the national 1.7% decrease.

## Overall and Distance Enrollment - 2015

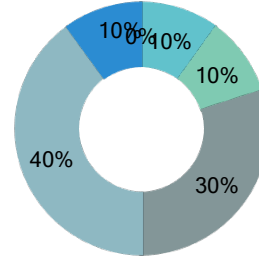
		Total		Undergraduate		Graduate	
		All Students	Any Distance	All Students	Any Distance	All Students	Any Distance
		Total					
	<b>Total</b>	31,331	15,084	28,812	13,553	2,519	1,531
<b>Control</b>	Private for-profit	2,323	1,868	2,313	1,858	10	10
	Private not-for-profit	615	136	381	130	234	6
	Public	28,393	13,080	26,118	11,565	2,275	1,515
<b>Type</b>	2 to 4-year	637	71	637	71	0	0
	4-year or more	30,694	15,013	28,175	13,482	2,519	1,531
<b>Institutional Enrollment Size</b>	Under 1,000	1,186	207	952	201	234	6
	1,000 - 4,999	4,745	3,708	4,410	3,397	335	311
	5,000 - 9,999	8,638	3,965	7,533	3,167	1,105	798
	10,000 - 19,999	16,762	7,204	15,917	6,788	845	416
	20,000 and above	0	0	0	0	0	0
<b>Carnegie</b>	Associate's College	0	0	0	0	0	0
	Baccalaureate College	1,945	1,868	1,935	1,858	10	10
	Doctoral University	8,638	3,965	7,533	3,167	1,105	798
	Master's College	20,078	9,179	18,674	8,456	1,404	723
	Specialized	670	72	670	72	0	0
	Unassigned	0	0	0	0	0	0

## Distribution of State Institutions

### CONTROL

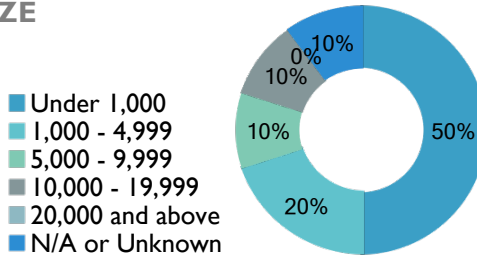


### CARNEGIE

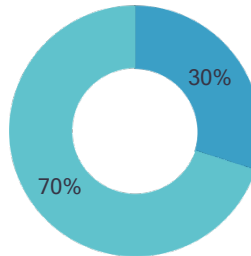


- Associate's College
- Baccalaureate College
- Doctoral University
- Master's College
- Specialized
- Unassigned

### SIZE



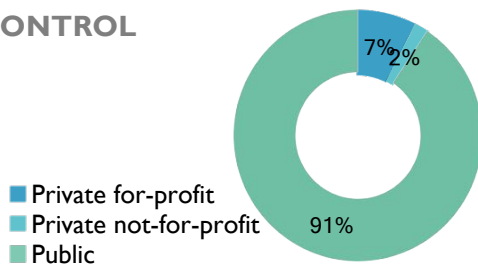
### TYPE



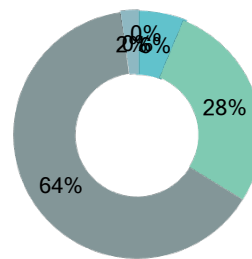
- 2 to 4-year
- 4-year or more

## Distribution of Total Student Enrollment

### CONTROL

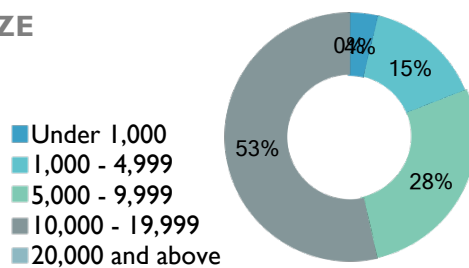


### CARNEGIE

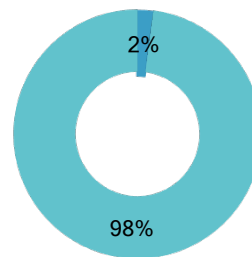


- Associate's College
- Baccalaureate College
- Doctoral University
- Master's College
- Specialized
- Unassigned

### SIZE

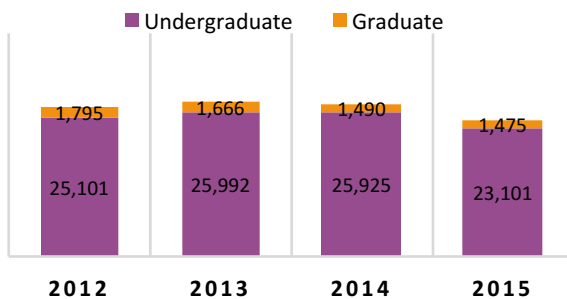


### TYPE

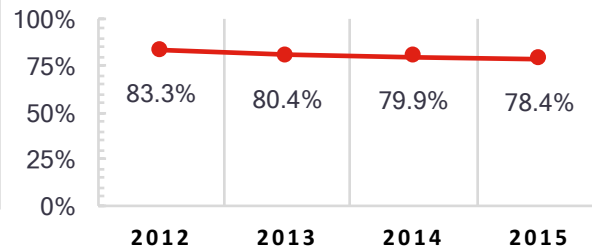


- 2 to 4-year
- 4-year or more

## On-Campus Students



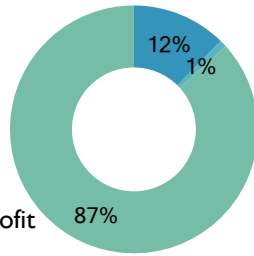
### PERCENT ON CAMPUS



# Distribution of Distance Student Enrollment

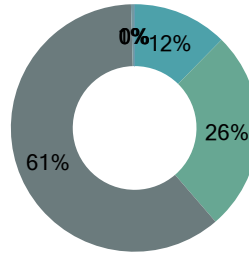
## CONTROL

- Private for-profit
- Private not-for-profit
- Public



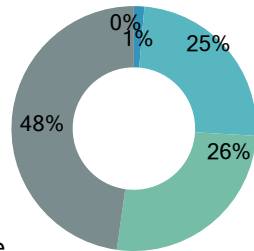
## CARNEGIE

- Associate's College
- Baccalaureate College
- Doctoral University
- Master's College
- Specialized
- Unassigned



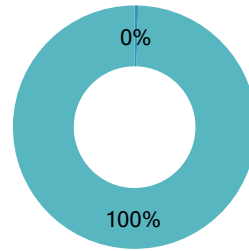
## SIZE

- Under 1,000
- 1,000 - 4,999
- 5,000 - 9,999
- 10,000 - 19,999
- 20,000 and above



## TYPE

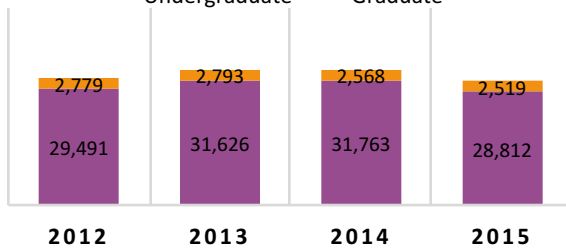
- 2 to 4-year
- 4-year or more



# Enrollment Trends

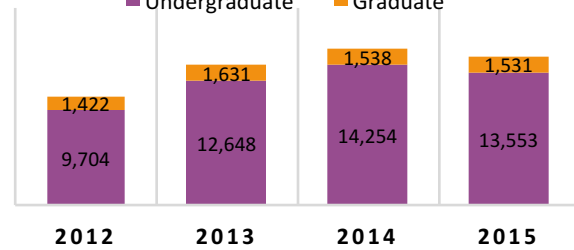
## TOTAL STUDENTS

- Undergraduate
- Graduate



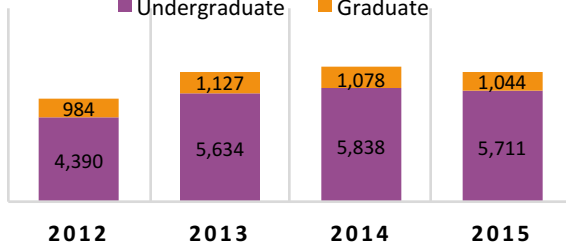
## ANY DISTANCE

- Undergraduate
- Graduate

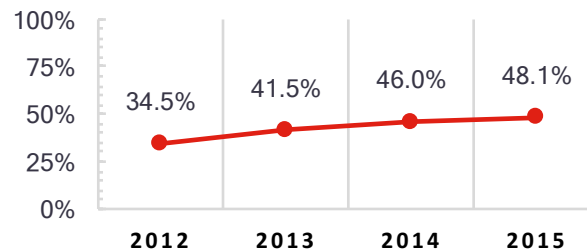


## EXCLUSIVELY DISTANCE

- Undergraduate
- Graduate



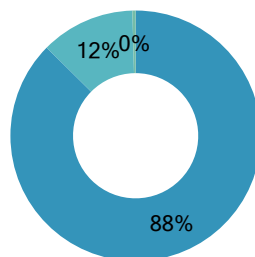
## PERCENT DISTANCE



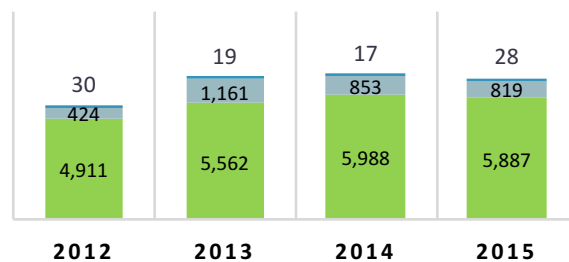
# Exclusively Distance Student Locations

## 2015

- Same State
- Different State
- Outside US



- Same State
- Different State
- Outside US



## Overall Enrollment in Alaska

### Top 10 Institutions by Total Numbers of Students - 2015

Rank	Institution	Total	Undergrad	Graduate	Control
1	University of Alaska Anchorage	16,762	15,917	845	Public
2	University of Alaska Fairbanks	8,638	7,533	1,105	Public
3	University of Alaska Southeast	2,800	2,475	325	Public
4	Charter College-Anchorage	1,945	1,935	10	Private for-profit
5	Alaska Pacific University	516	282	234	Private not-for-profit
6	Alaska Career College	378	378	0	Private for-profit
7	Ilisagvik College	193	193	0	Public
8	Alaska Bible College	33	33	0	Private not-for-profit
9					
10					

### Top 10 Institutions by Enrollment Growth 2012-2015

Rank	Institution	2012	2015	Change	Control
1	Charter College-Anchorage	1,259	1,945	686	Private for-profit
2	Alaska Career College	228	378	150	Private for-profit
3					
4					
5					
6					
7					
8					
9					
10					

## Distance Enrollment in Alaska

### Top 10 Institutions by Distance Enrollment - 2015

Rank	Institution	Total	Undergrad	Graduate	Control
1	University of Alaska Anchorage	7,204	6,788	416	Public
2	University of Alaska Fairbanks	3,965	3,167	798	Public
3	Charter College-Anchorage	1,868	1,858	10	Private for-profit
4	University of Alaska Southeast	1,840	1,539	301	Public
5	Alaska Pacific University	135	129	6	Private not-for-profit
6	Ilisagvik College	71	71	0	Public
7	Alaska Bible College	1	1	0	Private not-for-profit
8					
9					
10					

### Top 10 Institutions by Distance Enrollment Growth 2012-2015

Rank	Institution	2012	2015	Change	Control
1	University of Alaska Anchorage	5,142	7,204	2,062	Public
2	Charter College-Anchorage	322	1,868	1,546	Private for-profit
3	University of Alaska Fairbanks	3,407	3,965	558	Public
4	Alaska Bible College	0	1	1	Private not-for-profit
5					
6					
7					
8					
9					
10					